

AN EXTENSION OF MÖBIUS–LIE GEOMETRY WITH CONFORMAL ENSEMBLES OF CYCLES AND ITS IMPLEMENTATION IN A GiNaC LIBRARY

VLADIMIR V. KISIL

ABSTRACT. We propose to consider ensembles of cycles (quadrics), which are interconnected through conformal-invariant geometric relations (e.g. “to be orthogonal”, “to be tangent”, etc.), as new objects in an extended Möbius–Lie geometry. It was recently demonstrated in several related papers, that such ensembles of cycles naturally parameterise many other conformally-invariant objects, e.g. loxodromes or continued fractions.

The paper describes a method, which reduces a collection of conformally invariant geometric relations to a system of linear equations, which may be accompanied by one fixed quadratic relation. To show its usefulness, the method is implemented as a C++ library. It operates with numeric and symbolic data of cycles in spaces of arbitrary dimensionality and metrics with any signatures. Numeric calculations can be done in exact or approximate arithmetic. In the two- and three-dimensional cases illustrations and animations can be produced. An interactive Python wrapper of the library is provided as well.

CONTENTS

List of Figures	2
1. Introduction	3
2. Möbius–Lie Geometry and the cycle Library	4
2.1. Möbius–Lie geometry and FSC construction	5
2.2. Clifford algebras, FLT transformations, and Cycles	5
3. Ensembles of Interrelated Cycles and the figure Library	6
3.1. Connecting quadrics and cycles	6
3.2. Figures as families of cycles—functional approach	8
4. Mathematical Usage of the Library	10
5. To Do List	11
Acknowledgement	11
References	12
Appendix A. Examples of Usage	15
A.1. Hello, Cycle!	15
A.2. Animated cycle	16
A.3. An illustration of the modular group action	18
A.4. Simple analytiscal demonstration	20
A.5. The nine-points theorem—conformal version	21
A.6. Proving the theorem: Symbolic computations	26
A.7. Numerical relations	27
A.8. Three-dimensional examples	28
Appendix B. Public Methods in the figure class	31
B.1. Creation and re-setting of figure , changing <i>metric</i>	31
B.2. Adding elements to figure	32
B.3. Modification, deletion and searches of nodes	32
B.4. Check relations and measure parameters	33
B.5. Accessing elements of the figure	34
B.6. Drawing and printing	35
B.7. Saving and opening	37
Appendix C. Public methods in cycle_relation	37
Appendix D. Additional utilities	39
Appendix E. Figure Library Header File	40
E.1. cycle_data class declaration	41
E.2. cycle_node class declaration	42
E.3. cycle_relation class declaration	44
E.4. subfigure class declaration	46
E.5. figure class declaration	47

Date: September 24, 2022 (v3.1).

2010 *Mathematics Subject Classification.* Primary 51B25; Secondary 51N25, 51B10, 68U05, 11E88, 68W30.

E.6. Asymptote customization	50
Appendix F. Implementation of Classes	50
F.1. Implementation of cycle_data class	51
F.2. Implementation of cycle_relation class	57
F.3. Implementation of subfigure class	63
F.4. Implementation of cycle_node class	65
F.5. Implementation of figure class	71
F.6. Functions defining cycle relations	109
F.7. Additional functions	113
Appendix G. Change Log	116
Appendix H. License	117
Appendix I. Index of Identifiers	118

LIST OF FIGURES

2 An example of Apollonius problem in three dimensions.	10
1 Action of the modular group on the upper half-plane.	10
3 The illustration of the conformal nine-points theorem	12
4 Animated transition between the classical and conformal nine-point theorems	13
5 Lobachevsky line.	16
6 Animated Lobachevsky line	17
7 The illustration to Fillmore–Springer example	29

1. INTRODUCTION

Lie sphere geometry [5, Ch. 3; 7] in the simplest planar setup unifies circles, lines and points—all together called *cycles* in this setup. Symmetries of Lie spheres geometry include (but are not limited to) fractional linear transformations (FLT) of the form:

$$(1) \quad \begin{pmatrix} a & b \\ c & d \end{pmatrix} : x \mapsto \frac{ax + b}{cx + d}, \quad \text{where } \det \begin{pmatrix} a & b \\ c & d \end{pmatrix} \neq 0.$$

Following other sources, e.g. [48, § 9.2], we call (1) by FLT and reserve the name “Möbius maps” for the subgroup of FLT which fixes a particular cycle. For example, on the complex plane FLT are generated by elements of $\text{SL}_2(\mathbb{C})$ and Möbius maps fixing the real line are produced by $\text{SL}_2(\mathbb{R})$ [33, Ch. 1].

There is a natural set of FLT-invariant geometric relations between cycles (to be orthogonal, to be tangent, etc.) and the restriction of Lie sphere geometry to invariants of FLT is called *Möbius–Lie geometry*. Thus, an ensemble of cycles, structured by a set of such relations, will be mapped by FLT to another ensemble with the same structure.

It was shown recently that ensembles of cycles with certain FLT-invariant relations provide helpful parametrisations of new objects, e.g. points of the Poincaré extended space [39], loxodromes [41] or continued fractions [4, 38], see Example 1 below for further details. Thus, we propose to *extend Möbius–Lie geometry and consider ensembles of cycles as its new objects*. Naturally, “old” objects—cycles—are represented by simplest one-element ensembles without any relation. This paper provides conceptual foundations of such extension and demonstrates its practical implementation as a C++ library **figure**¹. Interestingly, the development of this library shaped the general approach, which leads to specific realisations in [38, 39, 41].

More specifically, the library **figure** manipulates ensembles of cycles (quadrics) interrelated by certain FLT-invariant geometric conditions. The code is build on top of the previous library **cycle** [27, 28, 33], which manipulates individual cycles within the GiNaC [3] computer algebra system. Thinking an ensemble as a graph, one can say that the library **cycle** deals with individual vertices (cycles), while **figure** considers edges (relations between pairs of cycles) and the whole graph. Intuitively, an interaction with the library **figure** reminds compass-and-straightedge constructions, where new lines or circles are added to a drawing one-by-one through relations to already presented objects (the line through two points, the intersection point or the circle with given centre and a point). See Example 2 of such interactive construction from the Python wrapper, which provides an analytic proof of a simple geometric statement.

It is important that both libraries are capable to work in spaces of any dimensionality and metrics with an arbitrary signatures: Euclidean, Minkowski and even degenerate. Parameters of objects can be symbolic or numeric, the latter admit calculations with exact or approximate arithmetic. Drawing routines work with any (elliptic, parabolic or hyperbolic) metric in two dimensions and the euclidean metric in three dimensions.

The mathematical formalism employed in the library **cycle** is based on Clifford algebras, which are intimately connected to fundamental geometrical and physical objects [22, 23]. Thus, it is not surprising that Clifford algebras have been already used in various geometric algorithms for a long time, for example see [13, 24, 50] and further references there. Our package deals with cycles through Fillmore–Springer–Cnops construction (FSCc) which also has a long history, see [9, § 4.1; 14; 26, § 4.2; 31; 33, § 4.2; 47, § 1.1] and section 2.1 below. Compared to a plain analytical treatment [5, Ch. 3; 44, Ch. 2], FSCc is much more efficient and conceptually coherent in dealing with FLT-invariant properties of cycles. Correspondingly, the computer code based on FSCc is easy to write and maintain.

The paper outline is as follows. In Section 2 we sketch the mathematical theory (Möbius–Lie geometry) covered by the package of the previous library **cycle** [28] and the present library **figure**. We expose the subject with some references to its history since this can facilitate further development.

Sec. 3.1 describes the principal mathematical tool used by the library **figure**. It allows to reduce a collection of various linear and quadratic equations (expressing geometrical relations like orthogonality and tangency) to a set of linear equations and *at most one* quadratic relation (7). Notably, the quadratic relation is the same in all cases, which greatly simplifies its handling. This approach is the cornerstone of the library effectiveness both in symbolic and numerical computations. In Sec. 3.2 we present several examples of ensembles, which were already used in mathematical theories [38, 39, 41], then we describe how ensembles are encoded in the present library **figure** through the functional programming framework.

Sec. 4 outlines several typical usages of the package. An example of a new statement discovered and demonstrated by the package is given in Thm. 3. In Sec. 5 we list of some further tasks, which will extend capacities and usability of the package.

All coding-related material is enclosed as appendices. App. A contains examples of the library usage starting from the very simple ones. A systematic list of callable methods is given in Apps B–D. Any of Sec. 2 or Apps A–B can serve as an entry point for a reader with respective preferences and background. Actual code of the library is collected in Apps E–F.

¹All described software is licensed under GNU GPLv3 [16].

2. MÖBIUS–LIE GEOMETRY AND THE **cycle** LIBRARY

We briefly outline mathematical formalism of the extend Möbius–Lie geometry, which is implemented in the present package . We do not aim to present the complete theory, instead we provide a minimal description with a sufficient amount of references to further sources. The package naturally splits into two components: the routines handling individual cycles (the library **cycle** briefly reviewed in this section), which were already introduced elsewhere [28], and the new component implemented in this work, which handles families of interrelated cycles (the library **figure** introduced in the next section).

2.1. Möbius–Lie geometry and FSC construction. Möbius–Lie geometry in \mathbb{R}^n starts from an observation that points can be treated as spheres of zero radius and planes are the limiting case of spheres with radii diverging to infinity. Oriented spheres, planes and points are called together *cycles*. Then, the second crucial step is to treat cycles not as subsets of \mathbb{R}^n but rather as points of some projective space of higher dimensionality, see [6, Ch. 3; 7; 44; 47].

To distinguish two spaces we will call \mathbb{R}^n as the *point space* and the higher dimension space, where cycles are represented by points—the *cycle space*. Next important observation is that geometrical relations between cycles as subsets of the point space can be expressed in term of some indefinite metric on the cycle space. Therefore, if an indefinite metric shall be considered anyway, there is no reason to be limited to spheres in Euclidean space \mathbb{R}^n only. The same approach shall be adopted for quadrics in spaces \mathbb{R}^{pqr} of an arbitrary signature $p + q + r = n$, including r nilpotent elements, cf. (2) below.

A useful addition to Möbius–Lie geometry is provided by the Fillmore–Springer–Cnops construction (FSCc) [9, § 4.1; 14; 26, § 4.2; 31; 33, § 4.2; 45, § 18; 47, § 1.1]. It is a correspondence between the cycles (as points of the cycle space) and certain 2×2 -matrices defined in (4) below. The main advantages of FSCc are:

- (i) The correspondence between cycles and matrices respects the projective structure of the cycle space.
- (ii) The correspondence is FLT covariant.
- (iii) The indefinite metric on the cycle space can be expressed through natural operations on the respective matrices.

The last observation is that for restricted groups of Möbius transformations the metric of the cycle space may not be completely determined by the metric of the point space, see [27; 31; 33, § 4.2] for an example in two-dimensional space.

FSCc is useful in consideration of the Poincaré extension of Möbius maps [39], loxodromes [41] and continued fractions [38]. In theoretical physics FSCc nicely describes conformal compactifications of various space-time models [21; 29; 33, § 8.1]. Regretfully, FSCc have not yet propagated back to the most fundamental case of complex numbers, cf. [48, § 9.2] or somewhat cumbersome techniques used in [5, Ch. 3]. Interestingly, even the founding fathers were not always strict followers of their own techniques, see [15].

We turn now to the explicit definitions.

2.2. Clifford algebras, FLT transformations, and Cycles. We describe here the mathematics behind the the first library called **cycle**, which implements fundamental geometrical relations between quadrics in the space \mathbb{R}^{pqr} with the dimensionality $n = p + q + r$ and metric $x_1^2 + \dots + x_p^2 - x_{p+1}^2 - \dots - x_{p+q}^2$. A version simplified for complex numbers only can be found in [38, 39, 41].

The Clifford algebra $\mathcal{C}(p, q, r)$ is the associative unital algebra over \mathbb{R} generated by the elements e_1, \dots, e_n satisfying the following relation:

$$(2) \quad e_i e_j = -e_j e_i, \quad \text{and} \quad e_i^2 = \begin{cases} -1, & \text{if } 1 \leq i \leq p; \\ 1, & \text{if } p+1 \leq i \leq p+q; \\ 0, & \text{if } p+q+1 \leq i \leq p+q+r. \end{cases}$$

It is common [9, 11, 22, 23, 45] to consider mainly Clifford algebras $\mathcal{C}(n) = \mathcal{C}(n, 0, 0)$ of the Euclidean space or the algebra $\mathcal{C}(p, q) = \mathcal{C}(p, q, 0)$ of the pseudo-Euclidean (Minkowski) spaces. However, Clifford algebras $\mathcal{C}(p, q, r)$, $r > 0$ with nilpotent generators $e_i^2 = 0$ correspond to interesting geometry [31, 33, 42, 51] and physics [17–19, 34, 35, 40] as well. Yet, the geometry with idempotent units in spaces with dimensionality $n > 2$ is still not sufficiently elaborated.

An element of $\mathcal{C}(p, q, r)$ having the form $x = x_1 e_1 + \dots + x_n e_n$ can be associated with the vector $(x_1, \dots, x_n) \in \mathbb{R}^{pqr}$. The *reversion* $a \mapsto a^*$ in $\mathcal{C}(p, q, r)$ [9, (1.19(ii))] is defined on vectors by $x^* = x$ and extended to other elements by the relation $(ab)^* = b^* a^*$. Similarly the *conjugation* is defined on vectors by $\bar{x} = -x$ and the relation $\overline{ab} = \bar{b} \bar{a}$. We also use the notation $|a|^2 = a \bar{a}$ for any product a of vectors. An important observation is that any non-zero $x \in \mathbb{R}^{n00}$ has a multiplicative inverse: $x^{-1} = \frac{\bar{x}}{|x|^2}$. For a 2×2 -matrix $M = \begin{pmatrix} a & b \\ c & d \end{pmatrix}$ with Clifford entries we define, cf. [9, (4.7)]

$$(3) \quad \bar{M} = \begin{pmatrix} d^* & -b^* \\ -c^* & a^* \end{pmatrix} \quad \text{and} \quad M^* = \begin{pmatrix} \bar{d} & \bar{b} \\ \bar{c} & \bar{a} \end{pmatrix}.$$

Then $M \bar{M} = \delta I$ for the *pseudodeterminant* $\delta := ad^* - bc^*$.

Quadrics in \mathbb{R}^{pq} —which we continue to call cycles—can be associated to 2×2 matrices through the FSC construction [9, (4.12); 14; 33, § 4.4]:

$$(4) \quad k \bar{x} x - l \bar{x} - x \bar{l} + m = 0 \quad \leftrightarrow \quad C = \begin{pmatrix} l & m \\ k & \bar{l} \end{pmatrix},$$

where $k, m \in \mathbb{R}$ and $l \in \mathbb{R}^{pq}$. For brevity we also encode a cycle by its coefficients (k, l, m) . A justification of (4) is provided by the identity:

$$(1 \quad \bar{x}) \begin{pmatrix} l & m \\ k & \bar{l} \end{pmatrix} \begin{pmatrix} x \\ 1 \end{pmatrix} = k x \bar{x} - l \bar{x} - x \bar{l} + m, \quad \text{since } \bar{x} = -x \text{ for } x \in \mathbb{R}^{pq}.$$

The identification is also FLT-covariant in the sense that the transformation (1) associated with the matrix $M = \begin{pmatrix} a & b \\ c & d \end{pmatrix}$ sends a cycle C to the cycle $M C M^*$ [9, (4.16)]. We define the FLT-invariant inner product of cycles C_1 and

C_2 by the identity

$$(5) \quad \langle C_1, C_2 \rangle = \Re \operatorname{tr}(C_1 C_2),$$

where \Re denotes the scalar part of a Clifford number. This definition in term of matrices immediately implies that the inner product is FLT-invariant. The explicit expression in terms of components of cycles $C_1 = (k_1, l_1, m_1)$ and $C_2 = (k_2, l_2, m_2)$ is also useful sometimes:

$$(6) \quad \langle C_1, C_2 \rangle = l_1 l_2 + \bar{l}_1 \bar{l}_2 + m_1 k_2 + m_2 k_1.$$

As usual, the relation $\langle C_1, C_2 \rangle = 0$ is called the *orthogonality* of cycles C_1 and C_2 . In most cases it corresponds to orthogonality of quadrics in the point space. More generally, most of FLT-invariant relations between quadrics may be expressed in terms FLT-invariant inner product (5). For the full description of methods on individual cycles, which are implemented in the library **cycle**, see the respective documentation [28].

We finish this brief review of the library **cycle** by pointing to its light version written in **Asymptote** language [20] and distributed together with the paper [41]. Although the light version mostly inherited API of the library **cycle**, there are some significant limitations caused by the absence of **GiNaC** support:

- (i) there is no symbolic computations of any sort;
- (ii) the light version works in two dimensions only;
- (iii) only elliptic metrics in the point and cycle spaces are supported.

On the other hand, being integrated with **Asymptote** the light version simplifies production of illustrations, which are its main target.

3. ENSEMBLES OF INTERRELATED CYCLES AND THE **figure** LIBRARY

The library **figure** has an ability to store and resolve the system of geometric relations between cycles. We explain below some mathematical foundations, which greatly simplify this task.

3.1. Connecting quadrics and cycles. We need a vocabulary, which translates geometric properties of quadrics on the point space to corresponding relations in the cycle space. The key ingredient is the cycle product (5)–(6), which is linear in each cycles' parameters. However, certain conditions, e.g. tangency of cycles, involve polynomials of cycle products and thus are non-linear. For a successful algorithmic implementation, the following observation is important: *all non-linear conditions below can be linearised if the additional quadratic condition of normalisation type is imposed:*

$$(7) \quad \langle C, C \rangle = \pm 1.$$

This observation in the context of the Apollonius problem was already made in [15]. Conceptually the present work has a lot in common with the above mentioned paper of Fillmore and Springer, however a reader need to be warned that our implementation is totally different (and, interestingly, is more closer to another paper [14] of Fillmore and Springer).

Here is the list of relations between cycles implemented in the current version of the library **figure**.

- (i) A quadric is flat (i.e. is a hyperplane), that is, its equation is linear. Then, either of two equivalent conditions can be used:
 - (a) k component of the cycle vector is zero;
 - (b) the cycle is orthogonal $\langle C_1, C_\infty \rangle = 0$ to the “zero-radius cycle at infinity” $C_\infty = (0, 0, 1)$.
- (ii) A quadric on the plane represents a line in Lobachevsky-type geometry if it is orthogonal $\langle C_1, C_\mathbb{R} \rangle = 0$ to the real line cycle $C_\mathbb{R}$. A similar condition is meaningful in higher dimensions as well.
- (iii) A quadric C represents a point, that is, it has zero radius at given metric of the point space. Then, the determinant of the corresponding FSC matrix is zero or, equivalently, the cycle is self-orthogonal (isotropic): $\langle C, C \rangle = 0$. Naturally, such a cycle cannot be normalised to the form (7).
- (iv) Two quadrics are orthogonal in the point space \mathbb{R}^{pq} . Then, the matrices representing cycles are orthogonal in the sense of the inner product (5).
- (v) Two cycles C and \tilde{C} are tangent. Then we have the following quadratic condition:

$$(8) \quad \langle C, \tilde{C} \rangle^2 = \langle C, C \rangle \langle \tilde{C}, \tilde{C} \rangle.$$

With the assumption, that the cycle C is normalised by the condition (7), we may re-state this condition in the relation, which is linear to components of the cycle C :

$$(9) \quad \langle C, \tilde{C} \rangle = \pm \sqrt{\langle \tilde{C}, \tilde{C} \rangle}.$$

Different signs here represent internal and outer touch.

- (vi) Inversive distance θ of two (non-isotropic) cycles is defined by the formula:

$$(10) \quad \langle C, \tilde{C} \rangle = \theta \sqrt{\langle C, C \rangle} \sqrt{\langle \tilde{C}, \tilde{C} \rangle}$$

In particular, the above discussed orthogonality corresponds to $\theta = 0$ and the tangency to $\theta = \pm 1$. For intersecting spheres θ provides the cosine of the intersecting angle. For other metrics, the geometric interpretation of inversive distance shall be modified accordingly.

If we are looking for a cycle C with a given inversive distance θ to a given cycle \tilde{C} , then the normalisation (7) again turns the defining relation (10) into a linear with respect to parameters of the unknown cycle C .

(vii) A generalisation of Steiner power d of two cycles is defined as, cf. [15, § 1.1]:

$$(11) \quad d = \langle C, \tilde{C} \rangle + \sqrt{\langle C, C \rangle} \sqrt{\langle \tilde{C}, \tilde{C} \rangle},$$

where both cycles C and \tilde{C} are k -normalised, that is the coefficient in front the quadratic term in (4) is 1. Geometrically, the generalised Steiner power for spheres provides the square of tangential distance. However, this relation is again non-linear for the cycle C .

If we replace C by the cycle $C_1 = \frac{1}{\sqrt{\langle C, C \rangle}} C$ satisfying (7), the identity (11) becomes:

$$(12) \quad d \cdot k = \langle C_1, \tilde{C} \rangle + \sqrt{\langle \tilde{C}, \tilde{C} \rangle},$$

where $k = \frac{1}{\sqrt{\langle C, C \rangle}}$ is the coefficient in front of the quadratic term of C_1 . The last identity is linear in terms of the coefficients of C_1 .

Summing up: if an unknown cycle is connected to already given cycles by any combination of the above relations, then all conditions can be expressed as *a system of linear equations for coefficients of the unknown cycle and at most one quadratic equation* (7).

3.2. Figures as families of cycles—functional approach. We start from some examples of ensembles of cycles, which conveniently describe FLT-invariant families of objects.

Example 1. (i) The Poincaré extension of Möbius transformations from the real line to the upper half-plane of complex numbers is described by a triple of cycles $\{C_1, C_2, C_3\}$ such that:

- (a) C_1 and C_2 are orthogonal to the real line;
- (b) $\langle C_1, C_2 \rangle^2 \leq \langle C_1, C_1 \rangle \langle C_2, C_2 \rangle$;
- (c) C_3 is orthogonal to any cycle in the triple including itself.

A modification [38] with ensembles of four cycles describes an extension from the real line to the upper half-plane of complex, dual or double numbers. The construction can be generalised to arbitrary dimensions.

(ii) A parametrisation of loxodromes is provided by a triple of cycles $\{C_1, C_2, C_3\}$ such that [41]:

- (a) C_1 is orthogonal to C_2 and C_3 ;
- (b) $\langle C_2, C_3 \rangle^2 \geq \langle C_2, C_2 \rangle \langle C_3, C_3 \rangle$.

Then, main invariant properties of Möbius–Lie geometry, e.g. tangency of loxodromes, can be expressed in terms of this parametrisation [41].

(iii) A continued fraction is described by an infinite ensemble of cycles (C_k) such that [4]:

- (a) All C_k are touching the real line (i.e. are *horocycles*);
- (b) (C_1) is a horizontal line passing through $(0, 1)$;
- (c) C_{k+1} is tangent to C_k for all $k > 1$.

This setup was extended in [38] to several similar ensembles. The key analytic properties of continued fractions—their convergence—can be linked to asymptotic behaviour of such an infinite ensemble [4].

(iv) An important example of an infinite ensemble is provided by the representation of an arbitrary wave as the envelope of a continuous family of spherical waves. A finite subset of spheres can be used as an approximation to the infinite family. Then, discrete snapshots of time evolution of sphere wave packets represent a FLT-covariant ensemble of cycles [2]. Further physical applications of FLT-invariant ensembles may be looked at [25].

These examples show that the proposed extension of Möbius–Lie geometry by ensembles of cycles usefully expands its subject and applicability. The extension was developed along with the realisation the library **figure** within the *functional programming* framework.

More specifically, an object from the **class figure** stores defining relations, which link new cycles to the previously introduced ones. This also may be treated as classical geometric compass-and-straightedge constructions, where new lines or circles are drawn through already existing elements. If requested, an explicit evaluation of cycles' parameters from this data may be attempted.

To avoid “chicken or the egg” dilemma all cycles are stored in a hierarchical structure of generations, numbered by integers. The basic principles are:

- (i) Any explicitly defined cycle (i.e., a cycle which is not related to any previously known cycle) is placed into generation-0;
- (ii) Any new cycle defined by relations to *previous* cycles from generations k_1, k_2, \dots, k_n is placed to the generation k calculated as:

$$(13) \quad k = \max(k_1, k_2, \dots, k_n) + 1.$$

This rule does not forbid a cycle to have a relation to itself, e.g. isotropy (self-orthogonality) condition $\langle C, C \rangle = 0$, which specifies point-like cycles, cf. 3.1(iii) in the previous subsection. In fact, this is the only allowed type of relations to cycles in the same (not even speaking about younger) generations.

There are the following alterations of the above rules:

- (i) From the beginning, every figure has two pre-defined cycles: the real line (hyperplane) $C_{\mathbb{R}}$, and the zero radius cycle at infinity $C_{\infty} = (0, 0, 1)$. These cycles are required for relations 3.1(i) and 3.1(ii) from the previous subsection. As predefined cycles, $C_{\mathbb{R}}$ and C_{∞} are placed in negative-numbered generations defined by the macros *REAL_LINE_GEN* and *INFINITY_GEN*.
- (ii) If a point is added to generation-0 of a figure, then it is represented by a zero-radius cycle with its centre at the given point. Particular parameter of such cycle dependent on the used metric, thus this cycle is not considered as explicitly defined. Thereafter, the cycle shall have some parents at a negative-numbered generation defined by the macro *GHOST_GEN*.

A figure can be in two different modes: *freeze* or *unfreeze*, the second is default. In the *unfreeze* mode an addition of a new cycle by its relation prompts an evaluation of its parameters. If the evaluation was successful then the obtained parameters are stored and will be used in further calculations for all children of the cycle. Since many relations (see the previous Subsection) are connected to quadratic equation (7), the solutions may come in pairs. Furthermore, if the number or nature of conditions is not sufficient to define the cycle uniquely (up to natural quadratic multiplicity), then the cycle will depend on a number of free (symbolic) variable.

There is a macro-like tool, which is called **subfigure**. Such a **subfigure** is a **figure** itself, such that its inner hierarchy of generations and relations is not visible from the current **figure**. Instead, some cycles (of any generations) of the current **figure** are used as predefined cycles of generation-0 of **subfigure**. Then only one dependent cycle of

subfigure, which is known as result, is returned back to the current **figure**. The generation of the result is calculated from generations of input cycles by the same formula (13).

There is a possibility to test certain conditions (“are two cycles orthogonal?”) or measure certain quantities (“what is their intersection angle?”) for already defined cycles. In particular, such methods can be used to prove geometrical statements according to the Cartesian programme, that is replacing the synthetic geometry by purely algebraic manipulations.

Example 2. As an elementary demonstration, let us prove that if a cycle r is orthogonal to a circle a at the point C of its contact with a tangent line l , then r is also orthogonal to the line l . To simplify setup we assume that a is the unit circle. Here is the Python code:

```

1 F=figure()
2 a=F.add_cycle(cycle2D(1,[0,0],-1),"a")
3 l=symbol("l")
4 C=symbol("C")
5 F.add_cycle_rel([is_tangent_i(a),is_orthogonal(F.get_infinity()),only_reals(1)],l)
6 F.add_cycle_rel([is_orthogonal(C),is_orthogonal(a),is_orthogonal(l),only_reals(C)],C)
7 r=F.add_cycle_rel([is_orthogonal(C),is_orthogonal(a)],"r")
8 Res=F.check_rel(l,r,"cycle_orthogonal")
9 for i in range(len(Res)):
10     print "Tangent and radius are orthogonal: %s" %\
11     bool(Res[i].subs(pow(cos(wild(0)),2)==1-pow(sin(wild(0)),2)).normal())

```

The first line creates an empty figure F with the default euclidean metric. The next line explicitly uses parameters $(1, 0, 0, -1)$ of a to add it to F . Lines 3–4 define symbols l and C , which are needed because cycles with these labels are defined in lines 5–6 through some relations to themselves and the cycle a . In both cases we want to have cycles with real coefficients only and C is additionally self-orthogonal (i.e. is a zero-radius). Also, l is orthogonal to infinity (i.e. is a line) and C is orthogonal to a and l (i.e. is their common point). The tangency condition for l and self-orthogonality of C are both quadratic relations. The former has two solutions each depending on one real parameter, thus line l has two instances. Correspondingly, the point of contact C and the orthogonal cycle r through C (defined in line 7) each have two instances as well. Finally, lines 8–11 verify that every instance of l is orthogonal to the respective instance of r , this is assisted by the trigonometric substitution $\cos^2(*) = 1 - \sin^2(*)$ used for parameters of l in line 11. The output predictably is:

```

Tangent and circle r are orthogonal: True
Tangent and circle r are orthogonal: True

```

An original statement proved by the library **figure** for the first time will be considered in the next Section.




FIGURE 2. An example of Apollonius problem in three dimensions.

4. MATHEMATICAL USAGE OF THE LIBRARY

The developed library **figure** has several different uses:

- It is easy to produce high-quality illustrations, which are fully-accurate in mathematical sense. The user is not responsible for evaluation of cycles' parameters, all computations are done by the library as soon as the figure is defined in terms of few geometrical relations. This is especially helpful for complicated images which may contain thousands of interrelated cycles. See Escher-like Fig. 1 which shows images of two circles under the modular group action [49, § 14.4], cf. A.3.

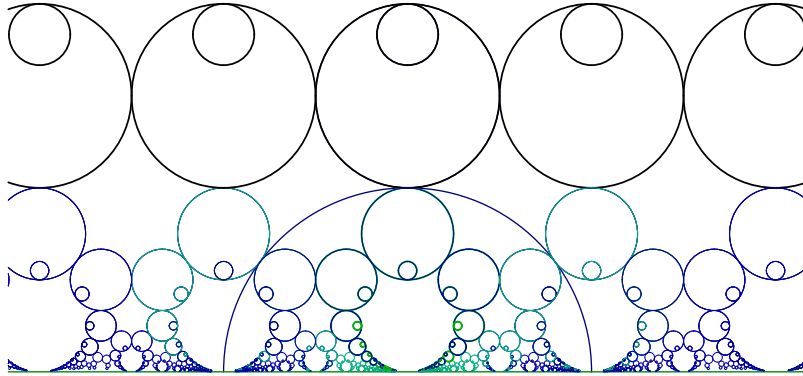


FIGURE 1. Action of the modular group on the upper half-plane.

- The package can be used for computer experiments in Möbius–Lie geometry. There is a possibility to create an arrangement of cycles depending on one or several parameters. Then, for particular values of those parameters certain conditions, e.g. concurrency of cycles, may be numerically tested or graphically visualised. It is possible to create animations with gradual change of the parameters, which are especially convenient for illustrations, see Fig. 4 and [37].
- Since the library is based on the GiNaC system, which provides a symbolic computation engine, there is a possibility to make fully automatic proofs of various statements in Möbius–Lie geometry. Usage of computer-supported proofs in geometry is already an established practice [33, 43] and it is naturally to expect its further rapid growth.
- Last but not least, the combination of classical beauty of Lie sphere geometry and modern computer technologies is a useful pedagogical tool to widen interest in mathematics through visual and hands-on experience.

Computer experiments are especially valuable for Lie geometry of indefinite or nilpotent metrics since our intuition is not elaborated there in contrast to the Euclidean space [27, 30, 31]. Some advances in the two-dimensional space were achieved recently [33, 42], however further developments in higher dimensions are still awaiting their researchers.

As a non-trivial example of automated proof accomplished by the **figure** library for the first time, we present a FLT-invariant version of the classical nine-point theorem [10, § 1.8; 44, § I.1], cf. Fig. 3(a):

Theorem 3 (Nine-point cycle). *Let ABC be an arbitrary triangle with the orthocenter (the points of intersection of three altitudes) H , then the following nine points belongs to the same cycle, which may be a circle or a hyperbola:*

- (i) *Foots of three altitudes, that is points of pair-wise intersections AB and CH , AC and BH , BC and AH .*
- (ii) *Midpoints of sides AB , BC and CA .*
- (iii) *Midpoints of intervals AH , BH and CH .*

There are many further interesting properties, e.g. nine-point circle is externally tangent to that triangle three excircles and internally tangent to its incircle as it seen from Fig. 3(a).

To adopt the statement for cycles geometry we need to find a FLT invariant meaning of the midpoint A_m of an interval BC , because the equality of distances BA_m and A_mC is not FLT invariant. The definition in cycles geometry can be done by either of the following equivalent relations:

- The midpoint A_m of an interval BC is defined by the cross-ratio $\frac{BA_m}{CA_m} : \frac{BI}{CI} = 1$, where I is the point at infinity.
- We construct the midpoint A_m of an interval BC as the intersection of the interval and the line orthogonal to BC and to the cycle, which uses BC as its diameter. The latter condition means that the cycle passes both points B and C and is orthogonal to the line BC .

Both procedures are meaningful if we replace the point at infinity I by an arbitrary fixed point N of the plane. In the second case all lines will be replaced by cycles passing through N , for example the line through B and C shall be replaced by a cycle through B , C and N . If we similarly replace “lines” by “cycles passing through N ” in Thm. 3 it turns into a valid FLT-invariant version, cf. Fig. 3(b). Some additional properties, e.g. the tangency of the nine-points circle to the ex-/in-circles, are preserved in the new version as well. Furthermore, we can illustrate the connection between two versions of the theorem by an animation, where the infinity is transformed to a finite point N by a continuous one-parameter group of FLT, see. Fig. 4 and further examples at [37].

It is natural to test the nine-point theorem in the hyperbolic and the parabolic spaces. Fortunately, it is very easy under the given implementation: we only need to change the defining metric of the point space, this can be done for an already defined figure, see A.5. The corresponding figures Fig. 3(c) and (d) suggest that the hyperbolic version of the theorem is still true in the plain and even FLT invariant forms. We shall clarify that the hyperbolic version of the Thm. 3 specialises the nine-point conic of a complete quadrilateral [8, 12]: in addition to the existence of this conic, our theorem specifies its type for this particular arrangement as equilateral hyperbola with the vertical axis of symmetry.

The computational power of the package is sufficient not only to hint that the new theorem is true but also to make a complete proof. To this end we define an ensemble of cycles with exactly same interrelations, but populate the generation-0 with points A , B and C with symbolic coordinates, that is, objects of the GiNaC class **realsymbol**. Thus, the entire figure defined from them will be completely general. Then, we may define the hyperbola passing through three bases of altitudes and check by the symbolic computations that this hyperbola passes another six “midpoints” as well, see A.6 .

In the parabolic space the nine-point Thm. 3 is not preserved in this manner. It is already observed [1, 30–33, 35, 39, 42], that the degeneracy of parabolic metric in the point space requires certain revision of traditional definitions. The parabolic variation of nine-point theorem may prompt some further considerations as well. An expanded discussion of various aspects of the nine-point construction shall be the subject of a separate paper.

5. TO DO LIST

The library is still under active development. Along with continuous bug fixing there is an intention to extend both functionality and usability. Here are several nearest tasks planned so far:

- Expand class **subfigure** in way suitable for encoding loxodromes and other objects of an extended Möbius–Lie geometry [39, 41].
- Add non-point transformations, extending the package to Lie sphere geometry.
- Add a method which will apply a FLT to the entire figure.
- Provide an effective parametrisation of solutions of a single quadratics condition.
- Expand drawing facilities in three dimensions to hyperboloids and paraboloids.
- Create Graphical User Interface which will open the library to users without programming skills.
- Investigate cloud computing options which can free a user from the burden of installation.

Being an open-source project the library is open for contributions and suggestions of other developers and users.

ACKNOWLEDGEMENT

I am grateful to Prof. Jay P. Fillmore for stimulating discussion, which enriched the library **figure**. Cameron Kumar wrote **cycle3D-visualiser**.

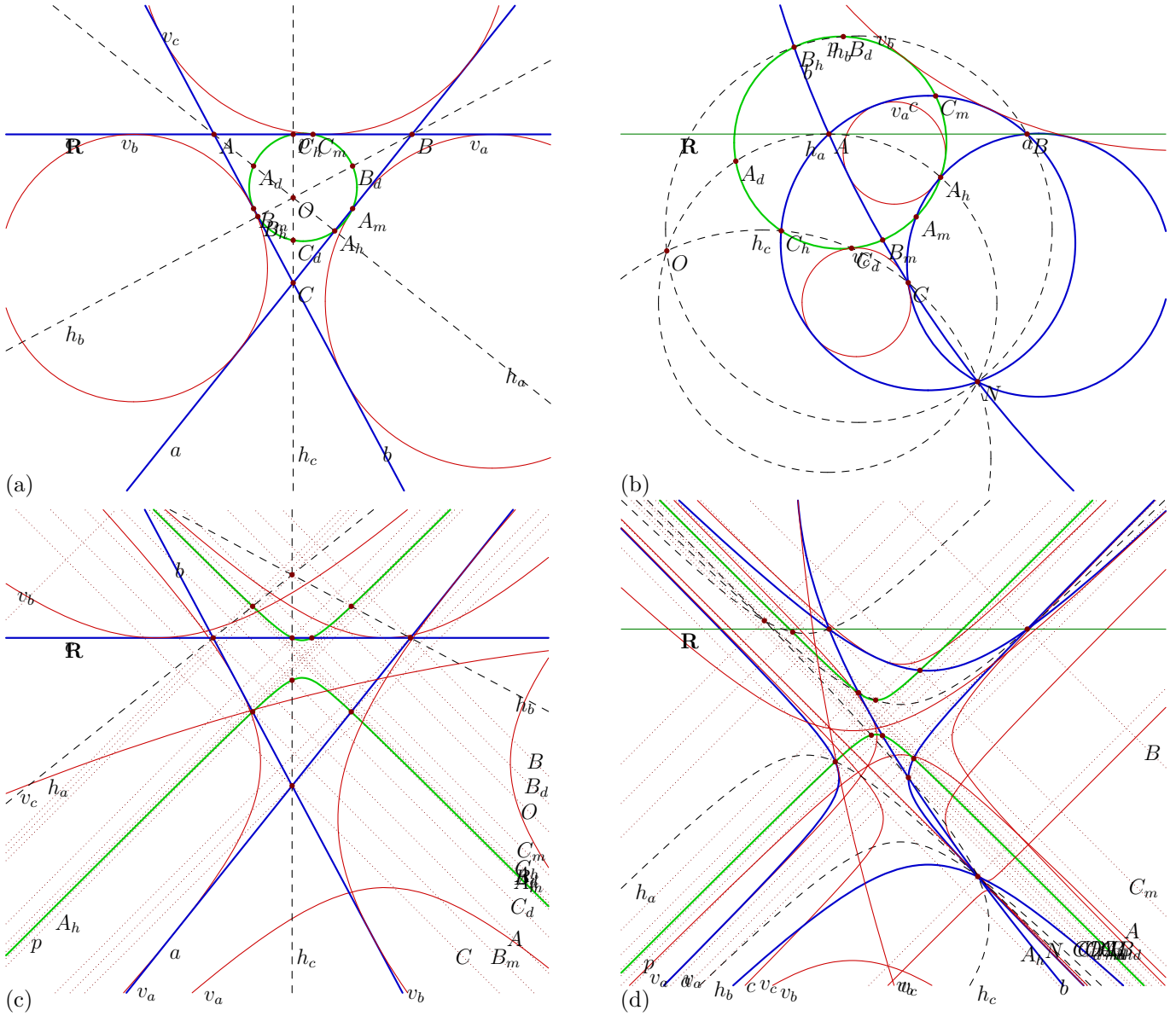


FIGURE 3. The illustration of the conformal nine-points theorem. The left column is the statement for a triangle with straight sides (the point N is at infinity), the right column is its conformal version (the point N is at the finite part). The first row show the elliptic point space, the second row—the hyperbolic point space. Thus, the top-left picture shows the traditional theorem, three other pictures—its different modifications.

REFERENCES

- [1] D. E. Barrett and M. Bolt. Laguerre arc length from distance functions. *Asian J. Math.*, **14** (2):213–233, 2010. [↑11](#)
- [2] H. Bateman. *The mathematical analysis of electrical and optical wave-motion on the basis of Maxwell's equations*. Dover Publications, Inc., New York, 1955. [↑8](#)
- [3] C. Bauer, A. Frink, and R. Kreckel. Introduction to the GiNaC framework for symbolic computation within the C++ programming language. *J. Symbolic Computation*, **33** (1):1–12, 2002. Web: <http://www.ginac.de/>. E-print: [arXiv:cs/0004015](https://arxiv.org/abs/cs/0004015). [↑3](#)
- [4] A. F. Beardon and I. Short. A geometric representation of continued fractions. *Amer. Math. Monthly*, **121** (5):391–402, 2014. [↑3, 8](#)
- [5] W. Benz. *Classical geometries in modern contexts. Geometry of real inner product spaces*. Birkhäuser Verlag, Basel, Second edition, 2007. [↑3, 5](#)
- [6] W. Benz. A fundamental theorem for dimension-free Möbius sphere geometries. *Aequationes Math.*, **76** (1–2):191–196, 2008. [↑5](#)
- [7] T. E. Cecil. *Lie sphere geometry: With applications to submanifolds*. Universitext. Springer, New York, Second, 2008. [↑3, 5](#)
- [8] Z. Cerin and G. M. Gianella. On improvements of the butterfly theorem. *Far East J. Math. Sci. (FJMS)*, **20** (1):69–85, 2006. [↑11](#)
- [9] J. Cnops. *An introduction to Dirac operators on manifolds*. Progress in Mathematical Physics, vol. 24. Birkhäuser Boston Inc., Boston, MA, 2002. [↑3, 5](#)
- [10] H. S. M. Coxeter and S. L. Greitzer. *Geometry revisited*. Random House, New York, 1967. Zbl0166.16402. [↑11](#)
- [11] R. Delanghe, F. Sommen, and V. Souček. *Clifford algebra and spinor-valued functions. A function theory for the Dirac operator*. Mathematics and its Applications, vol. 53. Kluwer Academic Publishers Group, Dordrecht, 1992. Related REDUCE software by F. Brackx and D. Constaes, With 1 IBM-PC floppy disk (3.5 inch). [↑5](#)
- [12] M. DeVilliers. The nine-point conic: a rediscovery and proof by computer. *International Journal of Mathematical Education in Science and Technology*, **37** (1):7–14, 2006. [↑11](#)

FIGURE 4. Animated transition between the classical and conformal versions of the nine-point theorem. Use control buttons to activate it. You may need Adobe Acrobat Reader for this feature.

- [13] L. Dorst, C. Doran, and J. Lasenby (eds.) *Applications of geometric algebra in computer science and engineering*. Birkhäuser Boston, Inc., Boston, MA, 2002. Papers from the conference (AGACSE 2001) held at Cambridge University, Cambridge, July 9–13, 2001. ↑3
- [14] J. P. Fillmore and A. Springer. Möbius groups over general fields using Clifford algebras associated with spheres. *Internat. J. Theoret. Phys.*, **29** (3):225–246, 1990. ↑3, 5, 6
- [15] J. P. Fillmore and A. Springer. Determining circles and spheres satisfying conditions which generalize tangency, 2000. preprint, <http://www.math.ucsd.edu/~fillmore/papers/2000LGalgorithm.pdf>. ↑5, 6, 7, 27, 28, 29, 84
- [16] GNU. *General Public License (GPL)*. Free Software Foundation, Inc., Boston, USA, version 3, 2007. URL: <http://www.gnu.org/licenses/gpl.html>. ↑3, 117
- [17] N. A. Gromov. Possible quantum kinematics. II. Nonminimal case. *J. Math. Phys.*, **51** (8):083515, 12, 2010. ↑5
- [18] N. A. Gromov and V. V. Kuratov. Possible quantum kinematics. *J. Math. Phys.*, **47** (1):013502, 9, 2006. ↑5
- [19] N. A. Gromov. *Контракции Классических и Квантовых Групп. [contractions of classic and quanrum groups]*. Moskva: Fizmatlit, 2012. ↑5
- [20] A. Hammerlindl, J. Bowman, and T. Prince. *Asymptote—powerful descriptive vector graphics language for technical drawing, inspired by MetaPost*, 2004. URL: <http://asymptote.sourceforge.net/>. ↑6, 22, 31, 35
- [21] F. J. Herranz and M. Santander. Conformal compactification of spacetimes. *J. Phys. A*, **35** (31):6619–6629, 2002. E-print: [arXiv:math-ph/0110019](https://arxiv.org/abs/math-ph/0110019). ↑5
- [22] D. Hestenes. *Space-time algebra*. Birkhäuser/Springer, Cham, Second, 2015. With a foreword by Anthony Lasenby. ↑3, 5
- [23] D. Hestenes and G. Sobczyk. *Clifford algebra to geometric calculus. A unified language for mathematics and physics*. Fundamental Theories of Physics. D. Reidel Publishing Co., Dordrecht, 1984. ↑3, 5
- [24] D. Hildenbrand. *Foundations of geometric algebra computing*. Geometry and Computing, vol. 8. Springer, Heidelberg, 2013. With a foreword by Alyn Rockwood. ↑3
- [25] H. A. Kastrup. On the advancements of conformal transformations and their associated symmetries in geometry and theoretical physics. *Annalen der Physik*, **17** (9–10):631–690, 2008. E-print: [arXiv:0808.2730](https://arxiv.org/abs/0808.2730). ↑8
- [26] A. A. Kirillov. *A tale of two fractals*. Springer, New York, 2013. Draft: <http://www.math.upenn.edu/~kirillov/MATH480-F07/tf.pdf>. ↑3, 5

- [27] V. V. Kisil. Erlangen program at large-0: Starting with the group $SL_2(\mathbf{R})$. *Notices Amer. Math. Soc.*, **54** (11):1458–1465, 2007. E-print: [arXiv:math/0607387](#), On-line. Zbl1137.22006. ↑3, 5, 10, 15, 22, 23
- [28] V. V. Kisil. Fillmore-Springer-Cnops construction implemented in GiNaC. *Adv. Appl. Clifford Algebr.*, **17** (1):59–70, 2007. On-line. A more recent version: E-print: [arXiv:cs.MS/0512073](#). The latest documentation, source files, and live ISO image are at the project page: <http://moebinv.sourceforge.net/>. Zbl05134765. ↑3, 4, 6
- [29] V. V. Kisil. Two-dimensional conformal models of space-time and their compactification. *J. Math. Phys.*, **48** (7):073506, 8, 2007. E-print: [arXiv:math-ph/0611053](#). Zbl1144.81368. ↑5
- [30] V. V. Kisil. Erlangen program at large—2: Inventing a wheel. The parabolic one. *Zb. Pr. Inst. Mat. NAN Ukr. (Proc. Math. Inst. Ukr. Ac. Sci.)*, **7** (2):89–98, 2010. E-print: [arXiv:0707.4024](#). ↑10, 11
- [31] V. V. Kisil. Erlangen program at large-1: Geometry of invariants. *SIGMA, Symmetry Integrability Geom. Methods Appl.*, **6** (076):45, 2010. E-print: [arXiv:math.CV/0512416](#). MR2011i:30044. Zbl1218.30136. ↑3, 5, 10, 11, 18
- [32] V. V. Kisil. Erlangen Programme at Large 3.2: Ladder operators in hypercomplex mechanics. *Acta Polytechnica*, **51** (4):44–53, 2011. E-print: [arXiv:1103.1120](#). ↑11
- [33] V. V. Kisil. *Geometry of Möbius transformations: Elliptic, parabolic and hyperbolic actions of $SL_2(\mathbf{R})$* . Imperial College Press, London, 2012. Includes a live DVD. Zbl1254.30001. ↑3, 5, 10, 11, 15, 22, 23, 31, 33, 35, 37, 49, 84, 110
- [34] V. V. Kisil. Is commutativity of observables the main feature, which separate classical mechanics from quantum?. *Известия Коми научного центра УрО РАН [Izvestiya Komi nauchnogo centra UrO RAN]*, **3** (11):4–9, 2012. E-print: [arXiv:1204.1858](#). ↑5
- [35] V. V. Kisil. Induced representations and hypercomplex numbers. *Adv. Appl. Clifford Algebras*, **23** (2):417–440, 2013. E-print: [arXiv:0909.4464](#). Zbl1269.30052. ↑5, 11
- [36] V. V. Kisil. An extension of Lie spheres geometry with conformal ensembles of cycles and its implementation in a GiNaC library, 2014. E-print: [arXiv:1512.02960](#). Project page: <http://moebinv.sourceforge.net/>. ↑31
- [37] V. V. Kisil. *MoebInv illustrations*, 2015. [YouTube playlist](#). ↑10, 11
- [38] V. V. Kisil. Remark on continued fractions, Möbius transformations and cycles. *Известия Коми научного центра УрО РАН [Izvestiya Komi nauchnogo centra UrO RAN]*, **25** (1):11–17, 2016. E-print: [arXiv:1412.1457](#), on-line. ↑3, 5, 8
- [39] V. V. Kisil. Poincaré extension of Möbius transformations. *Complex Variables and Elliptic Equations*, **62** (9):1221–1236, 2017. E-print: [arXiv:1507.02257](#). ↑3, 5, 11
- [40] V. V. Kisil. Symmetry, geometry, and quantization with hypercomplex numbers. *Geometry, Integrability and Quantization*, **18**:11–76, 2017. E-print: [arXiv:1611.05650](#). ↑5
- [41] V. V. Kisil and J. Reid. Conformal parametrisation of loxodromes by triples of circles, 2018. E-print: [arXiv:1802.01864](#). ↑3, 5, 6, 8, 11
- [42] K. A. Mustafa. The groups of two by two matrices in double and dual numbers and associated Möbius transformations. *ArXiv e-prints: 1707.01349*, July 2017. E-print: [arXiv:1707.01349](#). ↑5, 10, 11
- [43] P. Pech. *Selected topics in geometry with classical vs. computer proving*. World Scientific Publishing Co. Pte. Ltd., Hackensack, NJ, 2007. ↑10
- [44] D. Pedoe. *Circles: A mathematical view*. MAA Spectrum. Mathematical Association of America, Washington, DC, 1995. Revised reprint of the 1979 edition, With a biographical appendix on Karl Feuerbach by Laura Guggenbuhl. ↑3, 5, 11
- [45] I. R. Porteous. *Clifford algebras and the classical groups*. Cambridge Studies in Advanced Mathematics, vol. 50. Cambridge University Press, Cambridge, 1995. ↑5
- [46] N. Ramsey. Literate programming simplified. *IEEE Software*, **11** (5):97–105, 1994. Noweb — A Simple, Extensible Tool for Literate Programming. URL: <http://www.eecs.harvard.edu/~nr/noweb/>. ↑31
- [47] H. Schwerdtfeger. *Geometry of complex numbers: Circle geometry, Moebius transformation, non-Euclidean geometry*. Dover Books on Advanced Mathematics. Dover Publications Inc., New York, 1979. A corrected reprinting of the 1962 edition. ↑3, 5
- [48] B. Simon. *Szegő’s theorem and its descendants. Spectral theory for L^2 perturbations of orthogonal polynomials*. M. B. Porter Lectures. Princeton University Press, Princeton, NJ, 2011. ↑3, 5
- [49] I. Stewart and D. Tall. *Algebraic number theory and Fermat’s last theorem*. A K Peters, Ltd., Natick, MA, Third, 2002. ↑10, 18
- [50] J. Vince. *Geometric algebra for computer graphics*. Springer-Verlag London, Ltd., London, 2008. ↑3
- [51] I. M. Yaglom. *A simple non-Euclidean geometry and its physical basis*. Heidelberg Science Library. Springer-Verlag, New York, 1979. Translated from the Russian by Abe Shenitzer, with the editorial assistance of Basil Gordon. ↑5

APPENDIX A. EXAMPLES OF USAGE

This section presents several examples, which may be used for quick start. We begin with very elementary one, but almost all aspects of the library usage will be illustrated by the end of this section. See the beginning of Section B for installation advise. The collection of these programmes is also serving as a test suit for the library.

15a `<separating chunk 15a>≡` 15h▷

A.1. **Hello, Cycle!** This is a minimalist example showing how to obtain a simple drawing of cycles in non-Euclidean geometry. Of course, we are starting from the library header file.

15b `<hello-cycle.cpp 15b>≡` 15d▷
`<license 117>`
`#include "figure.h"`
`<using all namespaces 15c>`
`int main(){`

Defines:

`main`, used in chunk 85d.

Uses `figure` 15d 22a 31a 31c 37d 47d 49c 72a 77b 79b 79c 82b 83c 95c 96c 97a 98a 100a 100c 102b 103b 103c 105b 106a 106c.

To save keystrokes, we use the following **namespaces**.

15c `<using all namespaces 15c>≡` (15b 16a 18a 20a 21g 26f 27c 29a)
`using namespace std;`
`using namespace GiNaC;`
`using namespace MoebInv;`

Defines:

`MoebInv`, used in chunks 41a, 50c, and 51b.

We declare the figure F which will be constructed with the default elliptic metric in two dimensions.

15d `<hello-cycle.cpp 15b>+≡` ◁15b 15e▷
`figure F;`

Defines:

`figure`, used in chunks 15, 16, 18a, 20–22, 26f, 27c, 29a, 36, 44, 45c, 47, 48f, 50c, 51a, 64, 72–81, 83, 84, 92c, 94–97, 103–108, and 114b.

Next we define a couple of points A and B . Every point is added to F by giving its explicit coordinates as a **lst** and a string, which will be used to label the point. The returned value is a **GiNaC** expression of **symbol** class, which will be used as a key of the respective point. All points are added to the zero generation.

15e `<hello-cycle.cpp 15b>+≡` ◁15d 15f▷
`ex A=F.add_point(lst{-1,.5},"A");`
`ex B=F.add_point(lst{1,1.5},"B");`

Defines:

`add_point`, used in chunks 16c and 22e.

Uses `ex` 51c.

Now we add a “line” in the Lobachevsky half-plane. It passes both points A and B and is orthogonal to the real line. The real line and the point at infinity were automatically added to F at its initialisation. The real line is accessible as `F.get_real_line()` method in **figure** class. A cycle passes a point if it is orthogonal to the cycle defined by this point. Thus, the line is defined through a list of three orthogonalities [27; 33, Defn. 6.1] (other pre-defined relations between cycles are listed in Section C). We also supply a string to label this cycle. The returned value is a **symbol**, which is a key for this cycle.

15f `<hello-cycle.cpp 15b>+≡` ◁15e 15g▷
`ex a=F.add_cycle_rel(lst{is_orthogonal(A),is_orthogonal(B),is_orthogonal(F.get_real_line())},"a");`

Defines:

`add_cycle_rel`, used in chunks 16, 19–21, 23, 24, 28, 30, 80, 81, 114, and 115a.

`get_real_line`, used in chunk 16d.

Uses `ex` 51c and `is_orthogonal` 22f 37c.

Now, we draw our figure to a file. Its format (e.g. EPS, PDF, PNG, etc.) is determined by your default **Asymptote** settings. This can be overwritten if a format is explicitly requested, see examples below. The output is shown at Figure 5.

15g `<hello-cycle.cpp 15b>+≡` ◁15f▷
`F.asy_write(300,-3,3,-3,3,"lobachevsky-line");`
`return 0;`
`}`

Defines:

`asy.write`, used in chunks 25 and 28d.

15h `<separating chunk 15a>+≡` ◁15a 17b▷

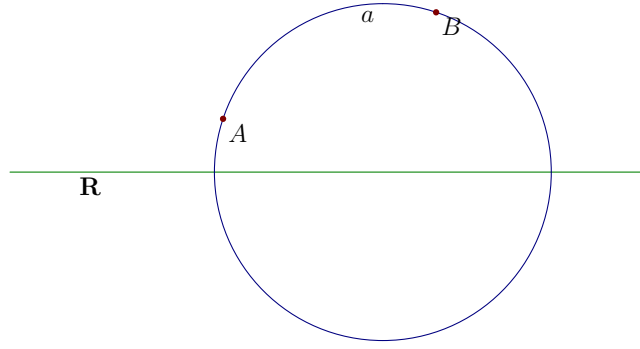


FIGURE 5. Lobachevsky line.

A.2. **Animated cycle.** We use the similar construction to make an animation.

```
16a <hello-cycle-anim.cpp 16a>≡ 16b>
    <license 117>
    #include "figure.h"
    <using all namespaces 15c>
    int main(){
```

Defines:

`main`, used in chunk 85d.

Uses figure 15d 22a 31a 31c 37d 47d 49c 72a 77b 79b 79c 82b 83c 95c 96c 97a 98a 100a 100c 102b 103b 103c 105b 106a 106c.

It is preferable to *freeze* a figure with a symbolic parameter in order to avoid useless but expensive symbolic computations. It will be automatically *unfreeze* by *asy_animate* method below.

```
16b <hello-cycle-anim.cpp 16a>+≡ <16a 16c>
    figure F=figure().freeze();
    symbol t("t");
```

Defines:

`freeze`, used in chunk 25e.

`unfreeze`, used in chunk 101b.

Uses figure 15d 22a 31a 31c 37d 47d 49c 72a 77b 79b 79c 82b 83c 95c 96c 97a 98a 100a 100c 102b 103b 103c 105b 106a 106c.

This time the point *A* on the figure depends from the above parameter *t* and the point *B* is fixed as before.

```
16c <hello-cycle-anim.cpp 16a>+≡ <16b 16d>
    ex A=F.add_point(lst{-1*t,.5*t+.5},"A");
    ex B=F.add_point(lst{1,1.5},"B");
```

Uses `add_point` 15e 22c 32a 77c 77d and `ex` 51c.

The Lobachevsky line *a* is defined exactly as in the previous example but is implicitly (through *A*) depending on *t* now.

```
16d <hello-cycle-anim.cpp 16a>+≡ <16c 16e>
    ex a=F.add_cycle_rel(lst{is_orthogonal(A),is_orthogonal(B),is_orthogonal(F.get_real_line())},"a");
```

Uses `add_cycle_rel` 15f 22f 32c 80b, `ex` 51c, `get_real_line` 15f 48d, and `is_orthogonal` 22f 37e.

The new straight line *b* is defined as a cycle passing (orthogonal to) the point at infinity. It is accessible by *get_infinity* method.

```
16e <hello-cycle-anim.cpp 16a>+≡ <16d 16f>
    ex b=F.add_cycle_rel(lst{is_orthogonal(A),is_orthogonal(B),is_orthogonal(F.get_infinity())},"b");
```

Defines:

`get_infinity`, used in chunks 20d, 21e, and 28c.

Uses `add_cycle_rel` 15f 22f 32c 80b, `ex` 51c, and `is_orthogonal` 22f 37e.

Now we define the set of values for the parameter *t* which will be used for substitution into the figure.

```
16f <hello-cycle-anim.cpp 16a>+≡ <16e 17a>
    lst val;
    for (int i=0; i<40; ++i)
        val.append(t≡numeric(i+2,30));
```

Uses `numeric` 21h.

Finally animations in different formats are created similarly to the static picture from the previous example.

```
17a <hello-cycle-anim.cpp 16a>+≡
    F.asy_animate(val,500,-2.2,3,-2,2,"lobachevsky-anim","mng");
    F.asy_animate(val,300,-2.2,3,-2,2,"lobachevsky-anim","pdf");
    return 0;
}
```

Defines:

`asy_animate`, used in chunk 26b.

The second command creates two files: `lobachevsky-anim.pdf` and `_lobachevsky-anim.pdf` (notice the underscore (`_`) in front of the file name, which makes the difference). The former is a stand-alone PDF file containing the desired animation. The latter may be embedded into another PDF document as shown on Fig. 6. To this end the \LaTeX file need to have the command

```
\usepackage{animate}
```

in its preamble. To include the animation we use the command:

```
\animategraphics[controls]{50}{_lobachevsky-anim}{}{}
```

More options can be found in the [documentation of animate package](#). Finally, the \LaTeX file need to be compiled with the `pdf \LaTeX` command.

FIGURE 6. Animated Lobachevsky line: use the control buttons to run the animation. You may need Adobe Acrobat Reader for this feature.

```
17b <separating chunk 15a>+≡
<15h 19f>
```

A.3. An illustration of the modular group action. The library allows to build figures out of cycles which are obtained from each other by means of FLT. We are going to illustrate this by the action of the modular group $SL_2(\mathbb{Z})$ on a single circle [49, § 14.4]. We repeatedly apply FLT $T = \begin{pmatrix} 1 & 1 \\ 0 & 1 \end{pmatrix}$ for translations and $S = \begin{pmatrix} 0 & -1 \\ 1 & 0 \end{pmatrix}$ for the inversion in the unit circle.

Here is the standard start of a programme with some additional variables being initialised.

```
18a <modular-group.cpp 18a>≡ 18b>
    <license 117>
    #include "figure.h"
    <using all namespaces 15c>
    int main(){
        char buffer [50];
        int steps=3, trans=15;
        double epsilon=0.00001; // square of radius for a circle to be ignored
        figure F;
```

Defines:

main, used in chunk 85d.

Uses epsilon 51c and figure 15d 22a 31a 31c 37d 47d 49c 72a 77b 79b 79c 82b 83c 95c 96c 97a 98a 100a 100c 102b 103b 103c 105b 106a 106c.

We will use the metric associated to the figure, it can be extracted by *get_point_metric* method.

```
18b <modular-group.cpp 18a>+≡ <18a 18c>
    ex e=F.get_point_metric();
```

Defines:

get_point_metric, used in chunk 73c.

Uses ex 51c.

Firstly, we add to the figure an initial cycle and, then, add new generations of its shifts and reflections.

```
18c <modular-group.cpp 18a>+≡ <18b 18d>
    ex a=F.add_cycle(cycle2D(lst{0,numeric(3,2)},e,numeric(1,4)),"a");
    ex c=F.add_cycle(cycle2D(lst{0,numeric(11,6)},e,numeric(1,36)),"c");
    for (int i=0; i<steps;++i) {
```

Uses add_cycle 22d 32b 78d, ex 51c, and numeric 21h.

We want to shift all cycles in the previous generation. Their key are grasped by *get_all_keys* method.

```
18d <modular-group.cpp 18a>+≡ <18c 18e>
    lst L=ex_to<lst>(F.get_all_keys(2*i,2*i));
    if (L.nops() == 0) {
        cout << "Terminate on iteration " << i << endl;
        break;
    }
```

Defines:

get_all_keys, used in chunks 19c and 102c.

Uses nops 48f.

Each cycle with the collected key is shifted horizontally by an integer t in range $[-trans, trans]$. This done by *moebius_transform* relations and it is our responsibility to produce proper Clifford-valued entries to the matrix, see [31, § 2.1] for an advise.

```
18e <modular-group.cpp 18a>+≡ <18d 18f>
    for (const auto& k: L) {
        lst L1=ex_to<lst>(F.get_cycle(k));
        for (auto x: L1) {
            for (int t=-trans; t<=trans;++t) {
                sprintf (buffer, "%s-%dt%d", ex_to<symbol>(k).get_name().c_str(), i, t);
```

Uses get_cycle 34g 34h 96b and k 49h.

We shift initial cycles by zero in order to have their copies in the this generation.

```
18f <modular-group.cpp 18a>+≡ <18e 19a>
    if ((t != 0 || i == 0)
```

To simplify the picture we are skipping circles whose radii would be smaller than the threshold.

```
19a <modular-group.cpp 18a>+≡ <18f 19b>
    ∧ ¬ ((ex_to<cycle>(x).det()-(pow(t,2)-1)*epsilon).evalf()<0)){
    ex b=F.add_cycle_rel(moebius.transform(k,true,
        lst{dirac.ONE(),t*e.subs(e.op(1).op(0)≡0),0,dirac.ONE()}),buffer);
```

Defines:

`moebius_transform`, never used.

Uses `add_cycle_rel` 15f 22f 32c 80b, `epsilon` 51c, `evalf` 48f, `ex` 51c, `k` 49h, `op` 48f, and `subs` 48f.

We want the colour of a cycle reflect its generation, smaller cycles also need to be drawn by a finer pen. This can be set for each cycle by `set_asy_style` method.

```
19b <modular-group.cpp 18a>+≡ <19a 19c>
    sprintf(buffer, "rgb(0,0,%.2f)+%.3f" ,1-1÷(i+1.),1÷(i+1.5));
    F.set_asy_style(b,buffer);
    }
    }
    }
```

Defines:

`rgb`, used in chunks 19, 23, 24, 27, 28, 35, and 36.

`set_asy_style`, used in chunks 19d, 23, 24, 27, and 28.

Similarly, we collect all key from the previous generation cycles to make their reflection in the unit circle.

```
19c <modular-group.cpp 18a>+≡ <19b 19d>
    if (i<steps-1)
        L=ex_to<lst>(F.get_all_keys(2*i+1,2*i+1));
    else
        L=lst{};
    for (const auto& k: L) {
        sprintf(buffer, "%ss",ex_to<symbol>(k).get_name().c_str());
```

Uses `get_all_keys` 18d 33b 96a and `k` 49h.

This time we keep things simple and are using `sl2_transform` relation, all Clifford algebra adjustments are taken by the library. The drawing style is setup accordingly.

```
19d <modular-group.cpp 18a>+≡ <19c 19e>
    ex b=F.add_cycle_rel(sl2_transform(k,true,lst{0,-1,1,0}),buffer);
    sprintf(buffer, "rgb(0,0.7,%.2f)+%.3f" ,1-1÷(i+1.),1÷(i+1.5));
    F.set_asy_style(b,buffer);
    }
    }
```

Defines:

`sl2_transform`, never used.

Uses `add_cycle_rel` 15f 22f 32c 80b, `ex` 51c, `k` 49h, `rgb` 19b 22g, and `set_asy_style` 19b 22g 37a.

Finally, we draw the picture. This time we do not want cycles label to appear, thus the last parameter `with_labels` of `asy_write` is `false`. We also want to reduce the size of `Asymptote` file and will not print headers of cycles, thus specifying `with_header=true`. The remaining parameters are explicitly assigned their default values.

```
19e <modular-group.cpp 18a>+≡ <19d>
    ex u=F.add_cycle(cycle2D(lst{0,0},e,numeric(1)), "u");
    F.asy_write(300,-2.17,2.17,0,2,"modular-group","pdf",default_asy,default_label,true,false,0,"rgb(0,.9,0)+4pt",true,false);
    return 0;
    }
```

Defines:

`asy_write`, used in chunks 25 and 28d.

Uses `add_cycle` 22d 32b 78d, `ex` 51c, `numeric` 21h, and `rgb` 19b 22g.

```
19f <separating chunk 15a>+≡ <17b 21f>
```

A.4. Simple analytital demonstration. The following example essentially repeats the code from Example 2. It will be better to start from a simpler case before we will consider more advanced usage in the next subsection. Also this example checks how cycle solver is handling cycles with free parameters if relations do not determine it uniquely.

The first line creates an empty figure F with the default euclidean metric.

```
20a <figure-ortho-anlytic-proof.cpp 20a>≡ 20b>
    <license 117>
    #include "figure.h"
    <using all namespaces 15c>
    int main(){
        figure F=figure();
```

Defines:

`main`, used in chunk 85d.

Uses `figure` 15d 22a 31a 31c 37d 47d 49c 72a 77b 79b 79c 82b 83c 95c 96c 97a 98a 100a 100c 102b 103b 103c 105b 106a 106c.

The next line explicitly uses parameters $(1, 0, 0, -1)$ of a to add it to F .

```
20b <figure-ortho-anlytic-proof.cpp 20a>+≡ <20a 20c>
    ex a=F.add_cycle(cycle2D(1,1st{0,0},-1),"a");
```

Uses `add_cycle` 22d 32b 78d and `ex` 51c.

Next lines define symbols l and C , which are needed because cycles with these labels are defined in next lines through some relations to themselves and the cycle a .

```
20c <figure-ortho-anlytic-proof.cpp 20a>+≡ <20b 20d>
    ex l=symbol("l");
    ex C=symbol("C");
```

Uses `ex` 51c and `l` 49h.

In both cases we want to have cycles with real coefficients only and C is additionally self-orthogonal (i.e. is a zero-radius). Also, l is orthogonal to infinity (i.e. is a line) and C is orthogonal to a and l (i.e. is their common point). The tangency condition for l and self-orthogonality of C are both quadratic relations. The former has two solutions each depending on one real parameter, thus line l has two instances.

```
20d <figure-ortho-anlytic-proof.cpp 20a>+≡ <20c 20e>
    F.add_cycle_rel(1st{is_tangent_i(a),is_orthogonal(F.get_infinity()),only_reals(l)},l);
```

Uses `add_cycle_rel` 15f 22f 32c 80b, `get_infinity` 16e 48d, `is_orthogonal` 22f 37e, `is_tangent_i` 24c 38f, `l` 49h, and `only_reals` 28c 30a 38d.

Correspondingly, the point of contact $C \dots$

```
20e <figure-ortho-anlytic-proof.cpp 20a>+≡ <20d 20f>
    F.add_cycle_rel(1st{is_orthogonal(C),is_orthogonal(a),is_orthogonal(l),only_reals(C)},C);
```

Uses `add_cycle_rel` 15f 22f 32c 80b, `is_orthogonal` 22f 37e, `l` 49h, and `only_reals` 28c 30a 38d.

\dots and the orthogonal cycle r through C (defined in line 7) each have two instances as well.

```
20f <figure-ortho-anlytic-proof.cpp 20a>+≡ <20e 20g>
    ex r=F.add_cycle_rel(1st{is_orthogonal(C),is_orthogonal(a)},"r");
```

Uses `add_cycle_rel` 15f 22f 32c 80b, `ex` 51c, and `is_orthogonal` 22f 37e.

Finally, we verify that every instance of l is orthogonal to the respective instance of r .

```
20g <figure-ortho-anlytic-proof.cpp 20a>+≡ <20f 20h>
    ex Res=F.check_rel(l, r, cycle_orthogonal);
```

Defines:

`check_rel`, used in chunks 21e and 24e.

Uses `cycle.orthogonal` 33d 109c, `ex` 51c, and `l` 49h.

This is assisted by the trigonometric substitution $\cos^2(*) = 1 - \sin^2(*)$ used for parameters of l .

```
20h <figure-ortho-anlytic-proof.cpp 20a>+≡ <20g 21a>
    for (size_t i=0; i< Res.nops(); ++i) {
        cout << "Tangent and radius are orthogonal: " << boolalpha
            << bool(ex.to<relational>(Res.op(i).subs(pow(cos(wild(0)),2)≡1-pow(sin(wild(0)),2)).normal()))
            << endl;
    }
```

Uses `nops` 48f, `op` 48f, and `subs` 48f.

The output predictably is:

Tangent and circle r are orthogonal: true

Tangent and circle r are orthogonal: true

An additional check. We add a point (1, 0) on c ...

21a `<figure-ortho-anlytic-proof.cpp 20a>+=` `<20h 21b>`
`ex B=F.add_cycle(cycle2D(lst{1,0}),"B");`

Uses `add_cycle 22d 32b 78d` and `ex 51c`.

...and a generic cycle touching to c at B .

21b `<figure-ortho-anlytic-proof.cpp 20a>+=` `<21a 21c>`
`ex b=symbol("b");`
`F.add_cycle_rel(lst{is_tangent(a),is_orthogonal(B),only_reals(b)}, b);`

Uses `add_cycle_rel 15f 22f 32c 80b`, `ex 51c`, `is_orthogonal 22f 37e`, `is_tangent 30a 38e`, and `only_reals 28c 30a 38d`.

Add zero-radius cycles at the centres of a and b ...

21c `<figure-ortho-anlytic-proof.cpp 20a>+=` `<21b 21d>`
`ex Ca=F.add_cycle(cycle2D(ex_to<lst>(ex_to<cycle2D>(F.get_cycle(a).op(0)).center())),"Ca");`
`ex Cb=F.add_cycle(cycle2D(ex_to<lst>(ex_to<cycle2D>(F.get_cycle(b).op(0)).center())),"Cb");`

Uses `add_cycle 22d 32b 78d`, `ex 51c`, `get_cycle 34g 34h 96b`, and `op 48f`.

...and then a cycle passing two centres and the contact point.

21d `<figure-ortho-anlytic-proof.cpp 20a>+=` `<21c 21e>`
`ex d=F.add_cycle_rel(lst{is_orthogonal(B), is_orthogonal(Ca), is_orthogonal(Cb)}, "d");`

Uses `add_cycle_rel 15f 22f 32c 80b`, `ex 51c`, and `is_orthogonal 22f 37e`.

Finally check that the cycle d is a line (passes the infinity).

21e `<figure-ortho-anlytic-proof.cpp 20a>+=` `<21d`
`Res = F.check_rel(d, F.get_infinity(), cycle_orthogonal);`
`for (size_t i=0; i< Res.nops(); ++i)`
`cout << "Centres and the contact point are collinear: "`
`<< bool(ex_to<relational>(Res.op(i)))`
`<< endl;`
`}`

Uses `check_rel 20g 24b 33c 107a`, `cycle_orthogonal 33d 109c`, `get_infinity 16e 48d`, `nops 48f`, and `op 48f`.

The output, as expected, is:

Centres and the contact point are collinear: true

21f `<separating chunk 15a>+=` `<19f 26d>`

A.5. The nine-points theorem—conformal version. Here we present further usage of the library by an aesthetically attractive example, see Section 4.

The start of our file is minimalistic, we definitely need to include the header of **figure** library.

21g `<nine-points-thm.cpp 21g>+=` `(26e) 24c>`
`<license 117>`
`#include "figure.h"`
`<using all namespaces 15c>`
`int main(){`
`<initial data for drawing 21h>`
`<build medioscribed cycle 22a>`

Defines:

`main`, used in chunk 85d.

Uses `figure 15d 22a 31a 31c 37d 47d 49c 72a 77b 79b 79c 82b 83c 95c 96c 97a 98a 100a 100c 102b 103b 103c 105b 106a 106c`.

We define exact coordinates of points which will be used for our picture.

21h `<initial data for drawing 21h>+=` `(21g)`
`numeric x1(-10,10), y1(0,1), x2(10,10), y2(0,1), x3(-1,5), y3(-3,2), x4(1,2), y4(-5,2);`
`int sign=-1;`

Defines:

`numeric`, used in chunks 16f, 18c, 19e, 22e, 25, 27–30, 39, 57a, 72, 74b, 75e, 78a, 82, 84b, 87, 89e, 90a, 94d, 99a, and 110–12.

We declare the figure F which will be constructed.

22a $\langle \text{build medioscribed cycle } 22a \rangle \equiv$ (21g 26f) 22b \triangleright
 $\text{figure } F(\text{lst}\{-1, \text{sign}\});$

Defines:

figure, used in chunks 15, 16, 18a, 20–22, 26f, 27c, 29a, 36, 44, 45c, 47, 48f, 50c, 51a, 64, 72–81, 83, 84, 92c, 94–97, 103–108, and 114b.

We will need several “midpoints” in our constructions, the corresponding figure *midpoint_constructor* is readily available from the library.

22b $\langle \text{build medioscribed cycle } 22a \rangle + \equiv$ (21g 26f) $\triangleleft 22a \ 22c \triangleright$
 $\text{figure } SF = \text{ex_to} \langle \text{figure} \rangle (\text{midpoint_constructor}());$

Uses **figure** 15d 22a 31a 31c 37d 47d 49c 72a 77b 79b 79c 82b 83c 95c 96c 97a 98a 100a 100c 102b 103b 103c 105b 106a 106c and **midpoint_constructor** 39g 114b.

Next we define vertices of the “triangle” A , B , C and the point N which will be an image if infinity. Every point is added to F by giving its explicit coordinates and a string, which will be used to label it. The returned value is a **GiNaC** expression of **symbol** class which will be used as the key of a respective point. All points are added to the zero generation.

22c $\langle \text{build medioscribed cycle } 22a \rangle + \equiv$ (21g 26f) $\triangleleft 22b \ 22d \triangleright$
 $\text{ex } A = F.\text{add_point}(\text{lst}\{x1, y1\}, "A");$
 $\text{ex } B = F.\text{add_point}(\text{lst}\{x2, y2\}, "B");$
 $\text{ex } C = F.\text{add_point}(\text{lst}\{x3, y3\}, "C");$

Defines:

add_point, used in chunks 16c and 22e.

Uses **ex** 51c.

There is the special point in the construction, which play the role of infinity. We first put this as cycle at infinity to make picture simple.

22d $\langle \text{build medioscribed cycle } 22a \rangle + \equiv$ (21g 26f) $\triangleleft 22c \ 22e \triangleright$
 $\text{ex } N = F.\text{add_cycle}(\text{cycle_data}(0, \text{lst}\{0, 0\}, 1), "N");$

Defines:

add_cycle, used in chunks 18–21, 27d, 29b, 79a, and 114b.

cycle_data, used in chunks 25d, 45b, 51, 52, 54–57, 61a, 66–69, 72, 78, 80–82, 84c, 86c, 91d, 93c, 94d, 110a, 114b, and 115b.

Uses **ex** 51c.

This is an alternative selection of point with N being at the centre of the triangle.

22e $\langle \text{build medioscribed cycle } 22a \rangle + \equiv$ (21g 26f) $\triangleleft 22d \ 22f \triangleright$
 $// \text{Fully symmetric data}$
 $// \text{ex } A = F.\text{add_point}(\text{lst}\{-\text{numeric}(10, 10\}, \text{numeric}(0, 1\}), "A")$
 $// \text{ex } B = F.\text{add_point}(\text{lst}\{\text{numeric}(10, 10\}, \text{numeric}(0, 1\}), "B")$
 $// \text{ex } C = F.\text{add_point}(\text{lst}\{\text{numeric}(0, 4\}, -\text{numeric}(1732050807, 1000000000\}), "C")$
 $// \text{ex } N = F.\text{add_point}(\text{lst}\{\text{numeric}(0, 4\}, -\text{numeric}(577350269, 1000000000\}), "N")$

Uses **add_point** 15e 22c 32a 77c 77d, **ex** 51c, and **numeric** 21h.

Now we add “sides” of the triangle, that is cycles passing two vertices and N . A cycle passes a point if it is orthogonal to the cycle defined by this point. Thus, each side is defined through a list of three orthogonalities [27; 33, Defn. 6.1]. We also supply a string to label this side. The returned value is a **symbol** which is a key for this cycle.

22f $\langle \text{build medioscribed cycle } 22a \rangle + \equiv$ (21g 26f) $\triangleleft 22e \ 22g \triangleright$
 $\text{ex } a = F.\text{add_cycle_rel}(\text{lst}\{\text{is_orthogonal}(B), \text{is_orthogonal}(C), \text{is_orthogonal}(N)\}, "a");$
 $\text{ex } b = F.\text{add_cycle_rel}(\text{lst}\{\text{is_orthogonal}(A), \text{is_orthogonal}(C), \text{is_orthogonal}(N)\}, "b");$
 $\text{ex } c = F.\text{add_cycle_rel}(\text{lst}\{\text{is_orthogonal}(A), \text{is_orthogonal}(B), \text{is_orthogonal}(N)\}, "c");$

Defines:

add_cycle_rel, used in chunks 16, 19–21, 23, 24, 28, 30, 80, 81, 114, and 115a.

is_orthogonal, used in chunks 15, 16, 20, 21, 23, 28, 46e, and 109c.

Uses **ex** 51c.

We define the custom **Asymptote** [20] drawing style for sides of the triangle: the dark blue (*rgb* colour (0,0,0.8)) and line thickness 1pt.

22g $\langle \text{build medioscribed cycle } 22a \rangle + \equiv$ (21g 26f) $\triangleleft 22f \ 23a \triangleright$
 $F.\text{set_asy_style}(a, "rgb(0, 0, .8)+1");$
 $F.\text{set_asy_style}(b, "rgb(0, 0, .8)+1");$
 $F.\text{set_asy_style}(c, "rgb(0, 0, .8)+1");$

Defines:

rgb, used in chunks 19, 23, 24, 27, 28, 35, and 36.

set_asy_style, used in chunks 19d, 23, 24, 27, and 28.

Now we drop “altitudes” in our triangle, that is again provided through three orthogonality relations. They will be draw as dashed lines.

23a \langle build medioscribed cycle 22a $\rangle + \equiv$ (21g 26f) \triangleleft 22g 23b \triangleright
`ex ha=F.add_cycle_rel(lst{is_orthogonal(A),is_orthogonal(N),is_orthogonal(a)},"h.a");`
`F.set_asy_style(ha,"dashed");`
`ex hb=F.add_cycle_rel(lst{is_orthogonal(B),is_orthogonal(N),is_orthogonal(b)},"h.b");`
`F.set_asy_style(hb,"dashed");`
`ex hc=F.add_cycle_rel(lst{is_orthogonal(C),is_orthogonal(N),is_orthogonal(c)},"h.c");`
`F.set_asy_style(hc,"dashed");`

Uses `add_cycle_rel` 15f 22f 32c 80b, `ex` 51c, `is_orthogonal` 22f 37e, and `set_asy_style` 19b 22g 37a.

We need the base of altitude ha , which is the intersection points of the side a and respective altitude ha . A point can be characterised as a cycle which is orthogonal to itself [27; 33, Defn. 5.13]. To define a relation of a cycle to itself we first need to define a symbol $A1$ and then add a cycle with the key $A1$ and the relation `is_orthogonal` to $A1$. Finally, there are two such points: the base of altitude and N . To exclude the second one we add the relation `is_adifferent` (“almost different”) to N .

23b \langle build medioscribed cycle 22a $\rangle + \equiv$ (21g 26f) \triangleleft 23a 23c \triangleright
`ex A1=**symbol("A.h");`
`F.add_cycle_rel(lst{is_orthogonal(a),is_orthogonal(ha),is_orthogonal(A1),is_adifferent(N)},A1);`

Defines:

`is_adifferent`, used in chunk 23.

Uses `add_cycle_rel` 15f 22f 32c 80b, `ex` 51c, and `is_orthogonal` 22f 37e.

Two other bases of altitude are defined in a similar manner.

23c \langle build medioscribed cycle 22a $\rangle + \equiv$ (21g 26f) \triangleleft 23b 23d \triangleright
`ex B1=**symbol("B.h");`
`F.add_cycle_rel(lst{is_orthogonal(b),is_orthogonal(hb),is_adifferent(N),is_orthogonal(B1)},B1);`
`ex C1=**symbol("C.h");`
`F.add_cycle_rel(lst{is_adifferent(N),is_orthogonal(c),is_orthogonal(hc),is_orthogonal(C1)},C1);`

Uses `add_cycle_rel` 15f 22f 32c 80b, `ex` 51c, `is_adifferent` 23b 38a, and `is_orthogonal` 22f 37e.

We add the cycle passing all three bases of altitudes.

23d \langle build medioscribed cycle 22a $\rangle + \equiv$ (21g 26f) \triangleleft 23c 23e \triangleright
`ex p=F.add_cycle_rel(lst{is_orthogonal(A1),is_orthogonal(B1),is_orthogonal(C1)},"p");`
`F.set_asy_style(p,"rgb(0,.8,0)+1");`

Uses `add_cycle_rel` 15f 22f 32c 80b, `ex` 51c, `is_orthogonal` 22f 37e, `rgb` 19b 22g, and `set_asy_style` 19b 22g 37a.

We build “midpoint” of the arc of a between B and C . To this end we use subfigure SF and supply the list of parameters B , C and N (“infinity”) which are required by SF .

23e \langle build medioscribed cycle 22a $\rangle + \equiv$ (21g 26f) \triangleleft 23d 23f \triangleright
`ex A2=F.add_subfigure(SF,lst{B,C,N},"A.m");`

Defines:

`add_subfigure`, used in chunks 23f, 24a, and 81d.

Uses `ex` 51c.

Similarly we build other two “midpoints”, they all will belong to the cycle p .

23f \langle build medioscribed cycle 22a $\rangle + \equiv$ (21g 26f) \triangleleft 23e 23g \triangleright
`ex B2=F.add_subfigure(SF,lst{C,A,N},"B.m");`
`ex C2=F.add_subfigure(SF,lst{A,B,N},"C.m");`

Uses `add_subfigure` 23e 32d 81c and `ex` 51c.

O is the intersection point of altitudes ha and hb , again it is defined as a cycle with key O orthogonal to itself.

23g \langle build medioscribed cycle 22a $\rangle + \equiv$ (21g 26f) \triangleleft 23f 24a \triangleright
`ex O=**symbol("O");`
`F.add_cycle_rel(lst{is_orthogonal(ha),is_orthogonal(hb),is_orthogonal(O),is_adifferent(N)},O);`

Uses `add_cycle_rel` 15f 22f 32c 80b, `ex` 51c, `is_adifferent` 23b 38a, and `is_orthogonal` 22f 37e.

We build three more “midpoints” which belong to p as well.

24a \langle build medioscribed cycle 22a $\rangle + \equiv$ (21g 26f) \triangleleft 23g

```

    ex A3=F.add_subfigure(SF,lst{O,A,N},"A.d");
    ex B3=F.add_subfigure(SF,lst{B,O,N},"B.d");
    ex C3=F.add_subfigure(SF,lst{C,O,N},"C.d");

     $\langle$ check the theorem 24b $\rangle$ 

```

Uses `add_subfigure` 23e 32d 81c and `ex` 51c.

Now we want to check that the six additional points all belong to the build cycle p . The list of pre-defined conditions which may be checked is listed in Section B.4.

24b \langle check the theorem 24b $\rangle \equiv$ (24 25)

```

    cout << "Midpoint BC belongs to the cycle: " << F.check_rel(p,A2,cycle_orthogonal) << endl;
    cout << "Midpoint AC belongs to the cycle: " << F.check_rel(p,B2,cycle_orthogonal) << endl;
    cout << "Midpoint AB belongs to the cycle: " << F.check_rel(p,C2,cycle_orthogonal) << endl;
    cout << "Midpoint OA belongs to the cycle: " << F.check_rel(p,A3,cycle_orthogonal) << endl;
    cout << "Midpoint OB belongs to the cycle: " << F.check_rel(p,B3,cycle_orthogonal) << endl;
    cout << "Midpoint OC belongs to the cycle: " << F.check_rel(p,C3,cycle_orthogonal) << endl;

```

Defines:

`check_rel`, used in chunks 21e and 24e.

Uses `cycle_orthogonal` 33d 109c.

We inscribe the cycle va into the triangle through the relation $is_tangent_i$ (that is “tangent from inside”) and $is_tangent_o$ (that is “tangent from outside”) to sides of the triangle. We also provide custom `Asymptote` drawing style: dar red colour and line thickness 0.5pt.

24c \langle nine-points-thm.cpp 21g $\rangle + \equiv$ (26e) \triangleleft 21g 24d \triangleright

```

    ex va=F.add_cycle_rel(lst{is_tangent_o(a),is_tangent_i(b),is_tangent_i(c)},"v_a");
    F.set_asy_style(va,"rgb(0.8,0,0)+.5");

```

Defines:

`is_tangent_i`, used in chunks 20d, 24d, 28c, and 30d.

`is_tangent_o`, used in chunks 24d and 30d.

Uses `add_cycle_rel` 15f 22f 32c 80b, `ex` 51c, `rgb` 19b 22g, and `set_asy_style` 19b 22g 37a.

Similarly we define two other tangent cycles: touching two sides from inside and the third from outside (the relation $is_tangent_o$). We also define custom `Asymptote` styles for the new cycles.

24d \langle nine-points-thm.cpp 21g $\rangle + \equiv$ (26e) \triangleleft 24c 24f \triangleright

```

    ex vb=F.add_cycle_rel(lst{is_tangent_i(a),is_tangent_o(b),is_tangent_i(c)},"v_b");
    F.set_asy_style(vb,"rgb(0.8,0,0)+.5");
    ex vc=F.add_cycle_rel(lst{is_tangent_i(a),is_tangent_i(b),is_tangent_o(c)},"v_c");
    F.set_asy_style(vc,"rgb(0.8,0,0)+.5");
     $\langle$ check that cycles are tangent 24e $\rangle$ 

```

Uses `add_cycle_rel` 15f 22f 32c 80b, `ex` 51c, `is_tangent_i` 24c 38f, `is_tangent_o` 24c 38f, `rgb` 19b 22g, and `set_asy_style` 19b 22g 37a.

We also want to check the touching property between cycles:

24e \langle check that cycles are tangent 24e $\rangle \equiv$ (24 25)

```

    cout << "p and va are tangent: " << F.check_rel(p,va,check_tangent).evalf() << endl;
    cout << "p and vb are tangent: " << F.check_rel(p,vb,check_tangent).evalf() << endl;
    cout << "p and vc are tangent: " << F.check_rel(p,vc,check_tangent).evalf() << endl;

```

Uses `check_rel` 20g 24b 33c 107a, `check_tangent` 33f 110b, and `evalf` 48f.

Now, we draw our figure to the PDF and PNG files, it is shown at Figure 3.

24f \langle nine-points-thm.cpp 21g $\rangle + \equiv$ (26e) \triangleleft 24d 25a \triangleright

```

    F.asy_write(300,-3.1,2.4,-3.6,1.3,"nine-points-thm-plain", "pdf");
    F.asy_write(600,-3.1,2.4,-3.6,1.3,"nine-points-thm-plain", "png");

```

Defines:

`asy_write`, used in chunks 25 and 28d.

We also can modify a cycle at zero level by *move_point*. This time we restore the initial value of N as a debug check: this is a transition from a pre-defined **cycle** given above to a point (which is a calculated object due to the internal representation).

25a $\langle \text{nine-points-thm.cpp } 21g \rangle + \equiv$ (26e) $\triangleleft 24f \ 25b \triangleright$

```

F.move_point(N, lst{numeric(1,2), -numeric(5,2)});
cerr << F << endl;
F.asy_draw(cout, cerr, "", -3.1, 2.4, -3.6, 1.3);

F.asy_write(300, -3.1, 2.4, -3.6, 1.3, "nine-points-thm", "pdf");
F.asy_write(600, -3.1, 2.4, -3.6, 1.3, "nine-points-thm", "png");
<check the theorem 24b>
<check that cycles are tangent 24e>

```

Defines:

move_point, used in chunks 25, 26a, and 83a.

Uses **asy_draw** 35e 35e 98a, **asy_write** 15g 19e 24f 36a 36a 100a, and **numeric** 21h.

And now we use *move_point* to change coordinates of the point (without a change of its type).

25b $\langle \text{nine-points-thm.cpp } 21g \rangle + \equiv$ (26e) $\triangleleft 25a \ 25c \triangleright$

```

F.move_point(N, lst{numeric(4,2), -numeric(5,2)});
F.asy_write(300, -3.1, 2.4, -3.6, 1.3, "nine-points-thm2", "pdf");
<check the theorem 24b>
<check that cycles are tangent 24e>

```

Uses **asy_write** 15g 19e 24f 36a 36a 100a, **move_point** 25a 32e 82b, and **numeric** 21h.

Then, we move the cycle N to represent the point at infinity $(0, \text{lst}\{0,0\}, 1)$, thus the drawing becomes the classical Nine Points Theorem in Euclidean geometry.

25c $\langle \text{nine-points-thm.cpp } 21g \rangle + \equiv$ (26e) $\triangleleft 25b \ 25d \triangleright$

```

F.move_cycle(N, cycle_data(0, lst{0,0}, 1));
F.asy_write(300, -3.1, 2.4, -3.6, 1.3, "nine-points-thm1", "pdf");
<check the theorem 24b>
<check that cycles are tangent 24e>

```

Defines:

cycle_data, used in chunks 25d, 45b, 51, 52, 54–57, 61a, 66–69, 72, 78, 80–82, 84c, 86c, 91d, 93c, 94d, 110a, 114b, and 115b.

move_cycle, used in chunk 25d.

Uses **asy_write** 15g 19e 24f 36a 36a 100a.

We can draw the same figures in the hyperbolic metric as well. The checks show that the nine-point theorem is still valid!

25d $\langle \text{nine-points-thm.cpp } 21g \rangle + \equiv$ (26e) $\triangleleft 25c \ 25e \triangleright$

```

F.move_cycle(N, cycle_data(0, lst{0,0}, 1));
F.set_metric(diag_matrix(lst{-1,1}));
F.asy_write(300, -3.1, 2.4, -3.6, 1.3, "nine-points-thm-plain-hyp", "pdf");
<check the theorem 24b>
<check that cycles are tangent 24e>
F.move_point(N, lst{numeric(1,2), -numeric(5,2)});
F.asy_write(300, -3.1, 2.4, -3.6, 1.3, "nine-points-thm-hyp", "pdf");
F.asy_write(600, -3.1, 2.4, -3.6, 1.3, "nine-points-thm-hyp", "png");
<check the theorem 24b>
<check that cycles are tangent 24e>
//F.set_metric(diag_matrix(lst{-1,0}));
//F.asy_write(300, -3.1, 2.4, -3.6, 1.3, "nine-points-thm-par", "pdf");

```

Uses **asy_write** 15g 19e 24f 36a 36a 100a, **cycle_data** 22d 25c 41c 42a 53a 53b 53c 53d 53e, **move_cycle** 25c 32f 79c, **move_point** 25a 32e 82b, **numeric** 21h, and **set_metric** 31b 95c.

Finally, we produce an animation, which illustrate the transition from the traditional nine-point theorem to its conformal version. To this end we return to the elliptic metric and freeze the figure. This can be time-consuming and may be not performed by default.

25e $\langle \text{nine-points-thm.cpp } 21g \rangle + \equiv$ (26e) $\triangleleft 25d \ 26a \triangleright$

```

if (true) {
  F.set_metric(diag_matrix(lst{-1,-1}));
  F.freeze();
}

```

Uses **freeze** 16b 36c and **set_metric** 31b 95c.

We define a symbolic parameter t and make the point N depends on it.

26a \langle nine-points-thm.cpp 21g $\rangle + \equiv$ (26e) \triangleleft 25e 26b \triangleright
`realsymbol t("t");`
`F.move_point(N, lst{(1.0+t)÷2.0, -(5.0+t)÷2.0});`

Uses `move_point` 25a 32e 82b and `realsymbol` 26g.

Then, the range of values val for the parameter t and then produce an animation based on these values. The resulting animation is presented on the Fig. 4.

26b \langle nine-points-thm.cpp 21g $\rangle + \equiv$ (26e) \triangleleft 26a 26c \triangleright
`lst val;`
`int num=50;`
`for (int i=0; i≤num; ++i)`
`val.append($t \equiv \exp(\text{pow}(2.2 * (\text{num} - i) \div \text{num}, 2.2)) - 1.0$);`
`F.asy_animate(val, 300, -3.1, 2.4, -3.6, 1.3, "nine-points-anim", "pdf");`
`}`

Uses `asy_animate` 17a 36b 36b 100c.

We produce an illustration of SF in the canonical position. Everything is done now.

26c \langle nine-points-thm.cpp 21g $\rangle + \equiv$ (26e) \triangleleft 26b \triangleright
`return 0;`
`}`

26d \langle separating chunk 15a $\rangle + \equiv$ \triangleleft 21f 27b \triangleright

26e \langle * 26e $\rangle \equiv$
 \langle nine-points-thm.cpp 21g \rangle

A.6. Proving the theorem: Symbolic computations.

26f \langle nine-points-thm-symb.cpp 26f $\rangle \equiv$ 27a \triangleright
 \langle license 117 \rangle
`#include "figure.h"`
 \langle using all namespaces 15c \rangle
`int main(){`
`cout << "Proving the theorem, this shall take a long time..."`
`<< endl;`
 \langle initial data for proof 26g \rangle
 \langle build medioscribed cycle 22a \rangle

Defines:

`main`, used in chunk 85d.

Uses `figure` 15d 22a 31a 31c 37d 47d 49c 72a 77b 79b 79c 82b 83c 95c 96c 97a 98a 100a 100c 102b 103b 103c 105b 106a 106c.

We define variables from `realsymbol` class to be used in symbolic computations.

26g \langle initial data for proof 26g $\rangle \equiv$ (26f) 26h \triangleright
`realsymbol x1("x1"), y1("y1"), x2("x2"), y2("y2"), x3("x3"), y3("y3"), x4("x4"), y4("y4");`

Defines:

`realsymbol`, used in chunks 26a, 28a, 30, 72, 75, 76, 88, 89, and 91d.

We also define the sign for the hyperbolic metric. The proof will work in the elliptic (conformal Euclidean) space as well, however we have synthetic poofs in this case. Symbolic computations in the hyperbolic space are mathematically sufficient for demonstration, but Figure 3 from the previous subsection is physiologically more convincing on the individual level. A synthetic proof for hyperbolic space would be interesting to obtain as well.

26h \langle initial data for proof 26g $\rangle + \equiv$ (26f) \triangleleft 26g \triangleright
`int sign=1;`

We got the output, which make a full demonstration that the theorem holds in the hyperbolic space as well:

```
Midpoint BC belongs to the cycle {0==0}
Midpoint AC belongs to the cycle {0==0}
Midpoint AB belongs to the cycle {0==0}
Midpoint OA belongs to the cycle {0==0}
Midpoint OB belongs to the cycle {0==0}
Midpoint OC belongs to the cycle {0==0}
```

But be prepared, that that will take a long time (about 6 hours of CPU time of my slow PC).

```
27a <nine-points-thm-symb.cpp 26f>+= <26f>
    return 0;
}
27b <separating chunk 15a>+= <26d 28f>
```

A.7. Numerical relations. To illustrate the usage of relations with numerical parameters we are solving the following problem from [15, Problem A]:

Find the cycles having (all three conditions):

- tangential distance 7 from the circle

$$(u - 7)^2 + (v - 1)^2 = 2^2;$$

- angle $\arccos \frac{4}{5}$ with the circle

$$(u - 5)^2 + (v - 3)^2 = 5^2;$$

- centres lying on the line

$$\frac{5}{13}u + \frac{12}{13}v = 0.$$

The statement of the problem uses orientation of cycles. Geometrically it is given by the inward or outward direction of the normal. In our library the orientation represented by the direction of the vector in the projective space, it changes to the opposite if the vector is multiplied by -1 .

The start of of our code is similar to the previous one.

```
27c <fillmore-springer-example.cpp 27c>+= 27d>
    <license 117>
    #include "figure.h"
    <using all namespaces 15c>
    int main(){
        ex sign=-numeric(1);
        varidx nu(symbol("nu", "\\nu"), 2);
        ex e = clifford_unit(nu, diag_matrix(lst{-numeric(1),sign}));
        figure F(e);
```

Defines:

main, used in chunk 85d.

Uses ex 51c, figure 15d 22a 31a 31c 37d 47d 49c 72a 77b 79b 79c 82b 83c 95c 96c 97a 98a 100a 100c 102b 103b 103c 105b 106a 106c, and numeric 21h.

Now we define three circles given in the problem statement above.

```
27d <fillmore-springer-example.cpp 27c>+= <27c 27e>
    ex A=F.add_cycle(cycle(lst{numeric(7),numeric(1)},e,numeric(4)),"A");
    ex B=F.add_cycle(cycle(lst{numeric(5),numeric(3)},e,numeric(25)),"B");
    ex C=F.add_cycle(cycle(numeric(0),lst{numeric(5,13),numeric(12,13)},0,e),"C");
```

Uses add_cycle 22d 32b 78d, ex 51c, and numeric 21h.

All given data will be drawn in black inc.

```
27e <fillmore-springer-example.cpp 27c>+= <27d 28a>
    F.set_asy_style(A,"rgb(0,0,0)");
    F.set_asy_style(B,"rgb(0,0,0)");
    F.set_asy_style(C,"rgb(0,0,0)");
```

Uses rgb 19b 22g and set_asy_style 19b 22g 37a.

The solution D is a circle defined by the three above conditions. The solution will be drawn in red.

28a `<fillmore-springer-example.cpp 27c>+≡` `<27e 28b>`
`realsymbol D("D"), T("T");`
`F.add_cycle_rel(lst{tangential_distance(A,true,numeric(7)), // The tangential distance to A is 7`
`make_angle(B,true,numeric(4,5)), // The angle with B is arccos(4/5)`
`is_orthogonal(C), // If the centre is on C, then C and D are orthogonal`
`is_real_cycle(D)}, D); // We require D be a real circle, as there are two imaginary solutions as well`
`F.set_asy_style(D,"rgb(0.7,0,0)");`

Defines:

`is_real_cycle`, used in chunk 30d.
`make_angle`, never used.
`tangential_distance`, never used.

Uses `add_cycle_rel` 15f 22f 32c 80b, `is_orthogonal` 22f 37e, `numeric` 21h, `realsymbol` 26g, `rgb` 19b 22g, and `set_asy_style` 19b 22g 37a.

The output tells parameters of two solutions:

`Solutions: {(-1.0, [0,0]~D, 0.9999999999999999734),`
`(-0.00694444444444444444, [-0.089285714285714285705,0.037202380952380952383]~D, -1.0)}`

Here, as in `cycle` library, the set of four numbers $(k, [l, n], m)$ represent the circle equation $k(u^2+v^2)-2lu-2nv+m=0$.

28b `<fillmore-springer-example.cpp 27c>+≡` `<28a 28c>`
`cout << "Solutions: " << F.get_cycle(D).evalf() << endl;`

Uses `evalf` 48f and `get_cycle` 34g 34h 96b.

To visualise the tangential distances we may add the joint tangent lines to the figure. Some solutions are lines with imaginary coefficients, to avoid them we use `only_reals` condition. The tangents will be drawn in blue inc.

28c `<fillmore-springer-example.cpp 27c>+≡` `<28b 28d>`
`F.add_cycle_rel(lst{is_tangent_i(D),is_tangent_i(A),is_orthogonal(F.get_infinity()),only_reals(T)},T);`
`F.set_asy_style(T,"rgb(0,0,0.7)");`

Defines:

`only_reals`, used in chunks 20, 21b, and 30d.

Uses `add_cycle_rel` 15f 22f 32c 80b, `get_infinity` 16e 48d, `is_orthogonal` 22f 37e, `is_tangent_i` 24c 38f, `rgb` 19b 22g, and `set_asy_style` 19b 22g 37a.

Finally we draw the picture, see Fig. 7, which shall be compared with [15, Fig. 1].

28d `<fillmore-springer-example.cpp 27c>+≡` `<28c 28e>`
`F.asy_write(400,-4,20,-12.5,9,"fillmore-springer-example");`

Uses `asy_write` 15g 19e 24f 36a 36a 100a.

Out of curiosity we may want to know that is square of tangents intervals which are separate circles A , D . The output is:

`Sq. cross tangent distance: {41.000000000000000003,-7.571428571428571435}`

Thus one solution does have such tangents with length $\sqrt{41}$, and for the second solution such tangents are imaginary since the square is negative. This happens because one solution D intersects A .

28e `<fillmore-springer-example.cpp 27c>+≡` `<28d`
`cout << "Sq. cross tangent distance: " << F.measure(D,A,sq_cross_t_distance_is).evalf() << endl;`
`return 0;`
`}`

Defines:

`measure`, never used.
`sq_cross_t_distance_is`, never used.

Uses `evalf` 48f.

28f `<separating chunk 15a>+≡` `<27b 116b>`

A.8. Three-dimensional examples. The most of the library functionality (except graphical methods) is literally preserved for quadrics in arbitrary dimensions. We demonstrate this on the following stereometric problem of **Apollo-nius type**, cf. [15, § 8]. Let four spheres of equal radii R have centres at four points $(1, 1, 1)$, $(-1, -1, 1)$, $(-1, 1, -1)$, $(1, -1, -1)$. These points are vertices of a regular **tetrahedron** and are every other vertices of a cube with the diagonal $2\sqrt{3}$.

There are two obvious spheres with the centre at the origin $(0, 0, 0)$ touching all four given spheres, they have radii $R + \sqrt{3}$ and $\sqrt{3} - R$. Are there any others?

We start from the standard initiation and define the metric of three dimensional Euclidean space.

28g `<3D-figure-example.cpp 28g>≡` `30a>`
`<3D-figure-example-common 29a>`

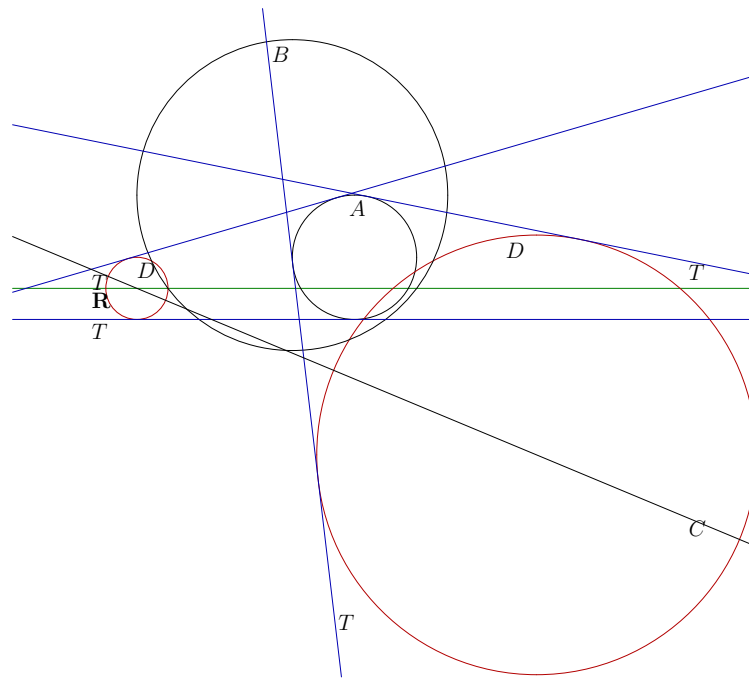


FIGURE 7. The illustration to Fillmore–Springer example, which may be compared with [15, Fig. 1].

The following two chunks are shared with the next example.

```

29a  ⟨3D-figure-example-common 29a⟩≡ (28g 30c) 29b▷
    ⟨license 117⟩
    #include "figure.h"
    ⟨using all namespaces 15c⟩
    int main(){
        ex e3D = clifford_unit(varidx(symbol("lam"), 3), diag_matrix(lst{-1,-1,-1})); // Metric for 3D space
        possymbol R("R");
        figure F(e3D);

```

Defines:

main, used in chunk 85d.

Uses **ex 51c** and **figure 15d** 22a 31a 31c 37d 47d 49c 72a 77b 79b 79c 82b 83c 95c 96c 97a 98a 100a 100c 102b 103b 103c 105b 106a 106c.

Then we put four given spheres to the figure. They are defined by their centres and square of radii.

```

29b  (3D-figure-example-common 29a)+≡
      /* Numerical radii */
      ÷* ex P1=F.add_cycle(cycle(lst{1,1,1}, e3D, numeric(3,4)), "P1");
      ex P2=F.add_cycle(cycle(lst{-1,-1,1}, e3D, numeric(3,4)), "P2");
      ex P3=F.add_cycle(cycle(lst{1,-1,-1}, e3D, numeric(3,4)), "P3");
      ex P4=F.add_cycle(cycle(lst{-1,1,-1}, e3D, numeric(3,4)), "P4");
      *÷
      ex P1=F.add_cycle(cycle(lst{1,1,1}, e3D, pow(R,2)), "P1");
      ex P2=F.add_cycle(cycle(lst{-1,-1,1}, e3D, pow(R,2)), "P2");
      ex P3=F.add_cycle(cycle(lst{1,-1,-1}, e3D, pow(R,2)), "P3");
      ex P4=F.add_cycle(cycle(lst{-1,1,-1}, e3D, pow(R,2)), "P4");

```

Uses `add_cycle` 22d 32b 78d, `ex` 51c, and `numeric` 21h.

Then we introduce the unknown cycle by the four tangency conditions to given spheres. We also put two conditions to rule out non-geometric solutions: *is_real_cycle* checks that the radius is real, *only_reals* requires that all coefficients are real.

```
30a <3D-figure-example.cpp 28g>+= <28g 30b>
    realsymbol N3("N3");
    F.add_cycle_rel(lst{is_tangent(P1), is_tangent(P2), is_tangent(P3),is_tangent(P4)
        /* Tests below forbid all spheres with symbolic parameters */
        //, only_reals(N3), is_real_cycle(N3)
        }, N3);
```

Defines:

is_real_cycle, used in chunk 30d.
is_tangent, used in chunk 21b.
only_reals, used in chunks 20, 21b, and 30d.

Uses *add_cycle_rel* 15f 22f 32c 80b and *realsymbol* 26g.

Then we output the solutions and their radii.

```
30b <3D-figure-example.cpp 28g>+= <30a>
    lst L=ex_to<lst>(F.get_cycle(N3));
    cout << L.nops() << " spheres found" << endl;
    for (auto x: L)
        cout << "Sphere: " << ex_to<cycle>(x).normal()
            << ", radius sq: " << (ex_to<cycle>(x).det()).normal()
            << endl;
    return 0;
}
```

Uses *get_cycle* 34g 34h 96b and *nops* 48f.

For the numerical value $R = \frac{\sqrt{3}}{2}$, the program found 16 different solutions which satisfy to *is_real_cycle* and *only_reals* conditions. If we omit these conditions then additional 16 imaginary spheres will be producing (32 in total).

For the symbolic radii R again 32 different spheres are found. The condition *only_reals* leaves only two obvious spheres, discussed at the beginning of the subsection. This happens because for some value of R coefficient of other spheres may turn to be complex. Finally, if we use the condition *is_real_cycle*, then no sphere passes it—the square of its radius may become negative for some R .

For visualisation we can partially re-use the previous code.

```
30c <3D-figure-visualise.cpp 30c>+= 30d>
    <3D-figure-example-common 29a>
```

To simplify the structure we eliminate spheres which are different only up to the rotational symmetry of the initial set-up. To this end we explicitly specify inner or outer tangency for different spheres.

```
30d <3D-figure-visualise.cpp 30c>+= <30c 30e>
    realsymbol N0("N0"), N1("N1"), N2("N2"), N3("N3"), N4("N4");
    F.add_cycle_rel(lst{is_tangent_o(P1), is_tangent_o(P2), is_tangent_o(P3),is_tangent_o(P4),
        is_real_cycle(N0), only_reals(N0)}, N0);
    F.add_cycle_rel(lst{is_tangent_o(P1), is_tangent_o(P2), is_tangent_o(P3),is_tangent_i(P4),
        is_real_cycle(N1), only_reals(N1)}, N1);
    F.add_cycle_rel(lst{is_tangent_o(P1), is_tangent_o(P2), is_tangent_i(P3),is_tangent_i(P4),
        is_real_cycle(N2), only_reals(N2)}, N2);
    F.add_cycle_rel(lst{is_tangent_o(P1), is_tangent_i(P2), is_tangent_i(P3),is_tangent_i(P4),
        is_real_cycle(N3), only_reals(N3)}, N3);
```

Uses *add_cycle_rel* 15f 22f 32c 80b, *is_real_cycle* 28a 30a 38b, *is_tangent_i* 24c 38f, *is_tangent_o* 24c 38f, *only_reals* 28c 30a 38d, and *realsymbol* 26g.

Now we save the arrangement for the numerical value $R^2 = \frac{3}{4}$.

```
30e <3D-figure-visualise.cpp 30c>+= <30d>
    F.subs(R=sqrt(ex_to<numeric>(3))÷2).arrangement_write("appolonius");
    return 0;
}
```

Defines:

arrangement_write, never used.

Uses *numeric* 21h and *subs* 48f.

Now this arrangement can be visualised by loading the file *appolonius.txt* into the helper programme *cycle3D-visualiser*. A screenshot of such visualisation is shown on Fig. 2.

APPENDIX B. PUBLIC METHODS IN THE **figure** CLASS

This section lists all methods, which may be of interest to an end-user. An advanced user may find further advise in Appendix E, which outlines the library header file. Methods presented here are grouped by their purpose.

The source (interleaved with documentation in a **noweb** file) can be found at [SourceForge project page](#) [36] as Git tree. The code is written using **noweb** [literate programming](#) tool [46]. The code uses some C++11 features, e.g. `regeps` and `std::function`. Drawing procedures delegate to **Asymptote** [20].

The stable realises and full documentation are in [Files section of the project](#). A release archive contain all C++ files extracted from the **noweb** source, thus only the standard C++ compiler is necessary to use them.

Furthermore, a live CD with the compiled library, examples and all required tools is distributed as an ISO image. You may find a link to the ISO image at the start of this Web page:

http://www.maths.leeds.ac.uk/~kisilv/courses/using_sw.html

It also explains how to use the live CD image either to boot your computer or inside a Virtual Machine.

B.1. Creation and re-setting of figure, changing *metric*. Here are methods to initialise **figure** and manipulate its basic property.

This is the simplest constructor of an initial figure with the (point) metric Mp . By default, any figure contains the *real_line* and *infinity*. Parameter M , may be same as for definition of *clifford_unit* in **GiNaC**, that is, be represented by a square **matrix**, **clifford** or **indexed** class object. If the metric Mp is not provided, then the default elliptic metric in two dimensions is used, it is given by the matrix $\begin{pmatrix} -1 & 0 \\ 0 & -1 \end{pmatrix}$.

An advanced user may wish to specify a different metric for point and cycle spaces, see [33, § 4.2] for the discussion. By default, if the metric in the point space is $\begin{pmatrix} -1 & 0 \\ 0 & \sigma \end{pmatrix}$ then the metric of cycle space is:

$$(14) \quad \begin{pmatrix} -1 & 0 \\ 0 & -\chi(-\sigma) \end{pmatrix}, \quad \text{where} \quad \chi(t) = \begin{cases} 1, & t \geq 0; \\ -1, & t < 0. \end{cases}$$

is the *Heaviside function* $\chi(\sigma)$. In other word, by default for elliptic and parabolic point space the cycle space has the same metric and for the parabolic point space the cycle space is elliptic. If a user want a different combination then the following constructor need to be used, see also *set-metric()* below

31a `<public methods in figure class 31a>≡` (48c) 31b `>`
figure(const ex & Mp, const ex & Mc=0);

Defines:

figure, used in chunks 15, 16, 18a, 20–22, 26f, 27c, 29a, 36, 44, 45c, 47, 48f, 50c, 51a, 64, 72–81, 83, 84, 92c, 94–97, 103–108, and 114b. Uses ex 51c.

The metrics set in the above constructor can be changed at any stage, and all cycles will be re-calculated in the figure accordingly. The parameter Mp can be the same type of object as in the first constructor **figure(const ex &)**. The first form change the point space metric and derive respective cycle space metric as described above. In the second form both metrics are provided explicitly.

31b `<public methods in figure class 31a>+≡` (48c) <31a 31c>
void set-metric(const ex & Mp, const ex & Mc=0);

Defines:

set-metric, used in chunks 25 and 94c.
 Uses ex 51c.

This constructor can be used to create a figure with the pre-defined collection N of cycles.

31c `<public methods in figure class 31a>+≡` (48c) <31b 31d>
figure(const ex & Mp, const ex & Mc, const exhashmap<cycle_node> & N);

Defines:

figure, used in chunks 15, 16, 18a, 20–22, 26f, 27c, 29a, 36, 44, 45c, 47, 48f, 50c, 51a, 64, 72–81, 83, 84, 92c, 94–97, 103–108, and 114b. Uses **cycle_node** 42c 44c 67c 68a 68b 68c 69a 69b 69c 70c 71a 71c and ex 51c.

Remove all **cycle_node** from the figure. Only the *point-metric*, *cycle-metric*, *real_line* and *infinity* are preserved.

31d `<public methods in figure class 31a>+≡` (48c) <31c 32a>
void reset-figure();

Defines:

reset-figure, never used.

B.2. Adding elements to figure. This method add points to the figure. A point is represented as cycles with radius 0 (with respect to the cycle metric) and coordinates $x = (x_1, \dots, x_n)$ of their centre (represented by a **lst** of the suitable length). The procedure returns a symbol, which can be used later to refer this point. In the first form parameters *name* and (optional) *TeXname* provide respective string to name this new symbol. In the second form the whole symbol *key* is provided (and it will be returned by the procedure).

32a `<public methods in figure class 31a>+≡ (48c) <31d 32b>`
`ex add_point(const ex & x, string name, string TeXname="");`
`ex add_point(const ex & x, const ex & key);`

Defines:

`add_point`, used in chunks 16c and 22e.
`key`, used in chunks 32, 37–39, 44e, 47–49, 77–83, 92–94, 96b, and 113a.
`name`, used in chunks 32, 33a, 36, 37b, 75e, 77–79, 81, 82a, 94c, 97d, 100–102, and 109a.
`TeXname`, used in chunks 32, 77c, 79a, 81, 82a, and 109a.

Uses `ex 51c`.

This method add a cycle at zero generation without parents. The returned value and parameters *name*, *TeXname* and *key* are as in the previous methods `add_point()`.

32b `<public methods in figure class 31a>+≡ (48c) <32a 32c>`
`ex add_cycle(const ex & C, string name, string TeXname="");`
`ex add_cycle(const ex & C, const ex & key);`

Defines:

`add_cycle`, used in chunks 18–21, 27d, 29b, 79a, and 114b.

Uses `ex 51c`, `key 32a`, `name 32a`, and `TeXname 32a`.

Add a new node by a set *rel* of relations. The returned value and parameters *name*, *TeXname* and *key* are as in methods `add_point()`.

32c `<public methods in figure class 31a>+≡ (48c) <32b 32d>`
`ex add_cycle_rel(const lst & rel, string name, string TeXname="");`
`ex add_cycle_rel(const lst & rel, const ex & key);`
`ex add_cycle_rel(const ex & rel, string name, string TeXname="");`
`ex add_cycle_rel(const ex & rel, const ex & key);`

Defines:

`add_cycle_rel`, used in chunks 16, 19–21, 23, 24, 28, 30, 80, 81, 114, and 115a.

Uses `ex 51c`, `key 32a`, `name 32a`, and `TeXname 32a`.

Add a new cycle as the result of certain subfigure *F*. The list *L* provides nodes from the present figure, which shall be substituted to the zero generation of *F*. See `midpoint_constructor()` for an example, how subfigure shall be defined, The returned value and parameters *name*, *TeXname* and *key* are as in methods `add_point()`.

32d `<public methods in figure class 31a>+≡ (48c) <32c 32e>`
`ex add_subfigure(const ex & F, const lst & L, string name, string TeXname="");`
`ex add_subfigure(const ex & F, const lst & L, const ex & key);`

Defines:

`add_subfigure`, used in chunks 23f, 24a, and 81d.

Uses `ex 51c`, `key 32a`, `name 32a`, and `TeXname 32a`.

B.3. Modification, deletion and searches of nodes. This method modifies a node created by `add_point()` by moving the centre to new coordinates $x = (x_1, \dots, x_n)$ (represented by a **lst** of the suitable length).

32e `<public methods in figure class 31a>+≡ (48c) <32d 32f>`
`void move_point(const ex & key, const ex & x);`

Defines:

`move_point`, used in chunks 25, 26a, and 83a.

Uses `ex 51c` and `key 32a`.

This method replaced a node referred by *key* with the value of a cycle *C*. This can be applied to a node without parents only.

32f `<public methods in figure class 31a>+≡ (48c) <32e 32g>`
`void move_cycle(const ex & key, const ex & C);`

Defines:

`move_cycle`, used in chunk 25d.

Uses `ex 51c` and `key 32a`.

Remove a node given *key* and all its children and grand children in all generations

32g `<public methods in figure class 31a>+≡ (48c) <32f 33a>`
`void remove_cycle_node(const ex & key);`

Defines:

`remove_cycle_node`, never used.

Uses `ex 51c` and `key 32a`.

Return the label for **cycle_node** with the first matching name. If the name is not found, the zero expression is returned.

33a \langle public methods in figure class 31a $\rangle + \equiv$ (48c) \triangleleft 32g 33b \triangleright
ex *get_cycle_label*(string name) **const**;

Defines:

get_cycle_label, used in chunk 94c.

Uses **ex** 51c and **name** 32a.

Finally, we provide the method to obtain the **lst** of keys for all nodes in generations between *mingen* and *maxgen* inclusively. The default value *GHOST_GEN* of *maxgen* removes the check of the upper bound. Thus, the call of the method with the default values produce the list of all key except the ghost generation.

33b \langle public methods in figure class 31a $\rangle + \equiv$ (48c) \triangleleft 33a 33c \triangleright
ex *get_all_keys*(**const int** *mingen* = *GHOST_GEN*+1, **const int** *maxgen* = *GHOST_GEN*) **const**;

Defines:

get_all_keys, used in chunks 19c and 102c.

Uses **ex** 51c and *GHOST_GEN* 41b 41b.

B.4. Check relations and measure parameters. To prove theorems we need to measure (*measure*) some quantities or to check (*check_rel*) if two cycles from the figure are in a certain relation to each other, which were not explicitly defined by the construction.

B.4.1. Checking relations. A relation which may holds or not may be checked by the following method. It returns a **lst** of *GiNaC::relationals*, which present the relation between all pairs of cycles in the nodes with *key1* and *key2*. Typically two cycles are branching in the synchronous way. Thus it makes sense to compare only respective pairs, this is achieved with the default value *corresponds*=**true**.

33c \langle public methods in figure class 31a $\rangle + \equiv$ (48c) \triangleleft 33b 34d \triangleright
ex *check_rel*(**const ex** & *key1*, **const ex** & *key2*, *PCR rel*, **bool** *use_cycle_metric*=**true**,
const ex & *parameter*=0, **bool** *corresponds*=**true**) **const**;

Defines:

check_rel, used in chunks 21e and 24e.

Uses **ex** 51c and *PCR* 44d.

The available cycles properties to check are as follows. Most of these properties are also behind the cycle relations described in C.

Orthogonality of cycles given by [33, § 6.1]:

$$(15) \quad \langle C, \tilde{C} \rangle = 0.$$

For circles it coincides with usual orthogonality, for other situations see [33, Ch. 6] for detailed analysis.

33d \langle relations to check 33d $\rangle + \equiv$ (45d) 33e \triangleright
ex *cycle_orthogonal*(**const ex** & *C1*, **const ex** & *C2*, **const ex** & *pr*=0);

Defines:

cycle_orthogonal, used in chunks 20g, 21e, 24b, 37e, 57b, 59, 60a, 62a, 78a, 114, and 115a.

Uses **ex** 51c.

Focal orthogonality of cycles [33, § 6.6]:

$$(16) \quad \langle \tilde{C} C \tilde{C}, \mathbb{R} \rangle = 0.$$

33e \langle relations to check 33d $\rangle + \equiv$ (45d) \triangleleft 33d 33f \triangleright
ex *cycle_f_orthogonal*(**const ex** & *C1*, **const ex** & *C2*, **const ex** & *pr*=0);

Defines:

cycle_f_orthogonal, used in chunks 37f, 59, 60a, and 62a.

Uses **ex** 51c.

Tangent condition between two cycles which shall be used for checks. This relation is not suitable for construction, use *is_tangent* and the likes from Section C for this.

33f \langle relations to check 33d $\rangle + \equiv$ (45d) \triangleleft 33e 33g \triangleright
ex *check_tangent*(**const ex** & *C1*, **const ex** & *C2*, **const ex** & *pr*=0);

Defines:

check_tangent, used in chunk 24e.

Uses **ex** 51c.

Check two cycles are different.

33g \langle relations to check 33d $\rangle + \equiv$ (45d) \triangleleft 33f 34a \triangleright
ex *cycle_different*(**const ex** & *C1*, **const ex** & *C2*, **const ex** & *pr*=0);

Defines:

cycle_different, used in chunks 37g, 59, 60a, 62a, and 78a.

Uses **ex** 51c.

Check two cycles are almost different, counting possible rounding errors.

34a $\langle \text{relations to check 33d} \rangle + \equiv$ (45d) $\triangleleft 33g \ 34b \triangleright$
`ex cycle_adifferent(const ex & C1, const ex & C2, const ex & pr=0);`

Defines:

`cycle_adifferent`, used in chunks 38a, 59, 60a, 62a, and 115a.

Uses `ex 51c`.

Check that the cycle product with other cycle (or itself) is non-positive.

34b $\langle \text{relations to check 33d} \rangle + \equiv$ (45d) $\triangleleft 34a \ 34c \triangleright$
`ex product_sign(const ex & C1, const ex & C2, const ex & pr=1);`

Defines:

`product_sign`, used in chunks 38, 59, 60a, and 62a.

Uses `ex 51c`.

We may want to exclude cycles with imaginary coefficients, this condition check it.

34c $\langle \text{relations to check 33d} \rangle + \equiv$ (45d) $\triangleleft 34b \triangleright$
`ex coefficients_are_real(const ex & C1, const ex & C2, const ex & pr=1);`

Defines:

`coefficients_are_real`, used in chunks 38d, 59, 60a, and 62a.

Uses `ex 51c`.

B.4.2. *Measuring quantites.* A quantity between two cycles may be measured by this method. Typically two cycles are branching in the synchronous way. Thus it makes sense to compare only respective pairs, this is achieved with the default value `corresponds=true`.

34d $\langle \text{public methods in figure class 31a} \rangle + \equiv$ (48c) $\triangleleft 33c \ 34e \triangleright$
`ex measure(const ex & key1, const ex & key2, PCR rel, bool use_cycle_metric=true,
const ex & parameter=0, bool corresponds=true) const;`

Defines:

`measure`, never used.

Uses `ex 51c` and `PCR 44d`.

B.5. **Accessing elements of the figure.** We can obtain `point_metric` and `cycle_metric` form a figure by the following methods.

34e $\langle \text{public methods in figure class 31a} \rangle + \equiv$ (48c) $\triangleleft 34d \ 34f \triangleright$
`inline ex get_point_metric() const { return point_metric; }
inline ex get_cycle_metric() const { return cycle_metric; }`

Defines:

`get_cycle_metric`, used in chunk 73c.

`get_point_metric`, used in chunk 73c.

Uses `cycle_metric 49e`, `ex 51c`, and `point_metric 49e`.

Sometimes, we need to check the dimensionality of the figure, which is essentially the dimensionality of the metric.

34f $\langle \text{public methods in figure class 31a} \rangle + \equiv$ (48c) $\triangleleft 34e \ 34g \triangleright$
`inline ex get_dim() const { return ex_to<varidx>(point_metric.op(1)).get_dim(); }`

Defines:

`get_dim()`, used in chunks 42a, 52b, 55–57, 72–75, 77d, 78a, 82b, 84b, 94, 95, 98b, 102b, 112b, and 113b.

Uses `ex 51c`, `op 48f`, and `point_metric 49e`.

All `cycle` associated with a key k can be obtained through the following method. The optional parameter tell which metric to use: either `point_metric` or `cycle_metric`. The method returns a list of cycles associated to the key k .

34g $\langle \text{public methods in figure class 31a} \rangle + \equiv$ (48c) $\triangleleft 34f \ 34h \triangleright$
`inline ex get_cycle(const ex & k, bool use_point_metric=true) const {
return get_cycle(k, use_point_metric? point_metric: cycle_metric); }`

Defines:

`get_cycle`, used in chunks 18e, 21c, 28b, 30b, 42a, 43d, 54c, 61c, 67d, 94c, 98c, 102c, 107b, and 108b.

Uses `cycle_metric 49e`, `ex 51c`, `k 49h`, and `point_metric 49e`.

In fact, we can use a similar method to get `cycle` with any permitted expression as a metric.

34h $\langle \text{public methods in figure class 31a} \rangle + \equiv$ (48c) $\triangleleft 34g \ 35a \triangleright$
`ex get_cycle(const ex & k, const ex & metric) const;`

Defines:

`get_cycle`, used in chunks 18e, 21c, 28b, 30b, 42a, 43d, 54c, 61c, 67d, 94c, 98c, 102c, 107b, and 108b.

Uses `ex 51c` and `k 49h`.

The generation of the cycle associated to the key k is provided by the method:

35a `<public methods in figure class 31a>+≡ (48c) <34h 35c>`
`inline ex get_generation(const ex & k) const {`
`return ex_to<cycle_node>(get_cycle_node(k)).get_generation();}`

Defines:

`get_generation`, used in chunks 43e, 65d, 73d, 79–83, 95–98, 102c, and 103c.

Uses `cycle_node` 42c 44c 67c 68a 68b 68c 69a 69b 69c 70c 71a 71c, `ex` 51c, `get_cycle_node` 48d, and `k` 49h.

Sometimes we need to apply a function to all **cycles** which compose the **figure**. Here we define the type for such a function.

35b `<defining types 35b>≡ (41a) 44d>`
`using PEVAL = std::function<ex(const ex &, const ex &)>;`

Uses `ex` 51c.

This is the method to apply a function *func* to all particular **cycles** which compose the **figure**. It returns a **lst** of **lsts**. Each sub-list has three elements: the returned value of *func*, the key of the respective `cycle_node` and the number of **cycle** in the respective node. The parameter *use_cycle_metric* tells which metric shall be used: either cycle space or point space, see [33, § 4.2].

35c `<public methods in figure class 31a>+≡ (48c) <35a 35e>`
`ex apply(PEVAL func, bool use_cycle_metric=true, const ex & param = 0) const;`

Defines:

`apply`, never used.

Uses `ex` 51c.

B.6. Drawing and printing. There is a collections of methods which help to visualise a figure. We use **Asymptote** to produce PostScript, PDF, PNG or other files in two-dimensions and an interactive visualisation tool is available for three-dimensional figures.

The default behaviour of *asy_write()* is an attempt to display files produced by **Asymptote**. User can disable this visualisation.

35d `<additional functions header 35d>≡ (41a) 39g>`
`void show_asy_on();`
`void show_asy_off();`

Defines:

`show_asy_off`, never used.

`show_asy_on`, never used.

B.6.1. Two-dimensional graphics and animation. The next method returns **Asymptote** [20] string which draws the entire figure. The drawing is controlled by two *style* and *lstring*. Initial parameters have the same meaning as in `cycle2D::asy_draw()`. Explicitly, the drawing is done within the rectangle with the lower left vertex (*xmin*, *ymin*) and upper right (*xmax*, *ymax*). The style of drawing is controlled by *default_asy* and *default_label*, see *asy_cycle_color()* and *label_pos()* for ideas. On complicated figures, see Fig. 1, we may not want cycles label to be printed at all, this can be controlled through *with_labels* parameter. By default the *real_line* is drawn and the comments in the file are presented, this can be amended through *with_realline* and *with_header* parameters respectively. The default number of points per arc is reasonable in most cases, however user can override this with supplying a value to *points_per_arc*. The result is written to the stream *ost*.

35e `<public methods in figure class 31a>+≡ (48c) <35c 36a>`
`void asy_draw(ostream & ost = std::cout, ostream & err = std::cerr, const string picture="",`
`const ex & xmin = -5, const ex & xmax = 5,`
`const ex & ymin = -5, const ex & ymax = 5,`
`asy_style style=default_asy, label_string lstring=default_label,`
`bool with_realline=true, bool with_header=true,`
`int points_per_arc = 0, const string imaginary_options="rgb(0,.9,0)+4pt",`
`bool with_labels=true) const;`

Defines:

`asy_draw`, used in chunks 25a, 98e, 100a, and 101b.

Uses `ex` 51c and `rgb` 19b 22g.

This method creates a temporary file with `Asymptote` commands to draw the figure, then calls the `Asymptote` to produce the graphic file, the temporary file is deleted afterwards. The parameters are the same as above in `asy_draw()`. The last parameter `rm_asy_file` tells if the `Asymptote` file shall be removed. User may keep it and fine-tune the result manually.

36a `<public methods in figure class 31a>+≡` (48c) `<35e 36b>`
void `asy_write(int size=300, const ex & xmin = -5, const ex & xmax = 5,`
const ex & ymin = -5, const ex & ymax = 5,
string name="figure-view-tmp", string format="",
asy_style style=default_asy, label_string lstring=default_label,
bool with_realline=true, bool with_header=true,
int points_per_arc=0, const string imaginary_options="rgb(0,.9,0)+4pt",
bool rm_asy_file=true, bool with_labels=true) const;

Defines:

`asy_write`, used in chunks 25 and 28d.

Uses `ex 51c`, `figure 15d 22a 31a 31c 37d 47d 49c 72a 77b 79b 79c 82b 83c 95c 96c 97a 98a 100a 100c 102b 103b 103c 105b 106a 106c`, `name 32a`, and `rgb 19b 22g`.

This a method to produce an animation. The figure may depend from some parameters, for example of `symbol` class. The first argument `val` is a `lst`, which contains expressions for substitutions into the figure. That is, elements of `val` can be any expression suitable to use as the first parameter of `subst` method in `GiNaC`. For example, they may be `relationals` (e.g. `t≡1.5`) or `lst` of `relationals` (e.g. `lst{t≡1.5,s≡2.1}`). The method make the substitution the each element of `lst` into the figure and uses the resulting `Asymptote` drawings as a sequence of shots for the animations. The output `format` may be either predefined `"pdf"`, `"gif"`, `"mng"` or `"mp4"`, or user-specified `Asymptote` string.

The values of parameters can be put to the animation. The default bottom-left position is encoded as `"bl"` for `values_position`, other possible positions are `"br"` (bottom-right), `"tl"` (top-left) and `"tr"` (top-right). Any other string (e.g. the empty one) will prevent the animation from printing.

The rest of parameters have the same meaning as in `asy_write()`. See the end of Sect. A.2 for further advise on animation embedded into PDF files.

36b `<public methods in figure class 31a>+≡` (48c) `<36a 36c>`
void `asy_animate(const ex & val,`
int size=300, const ex & xmin = -5, const ex & xmax = 5,
const ex & ymin = -5, const ex & ymax = 5,
string name="figure-animatecf-tmp", string format="pdf",
asy_style style=default_asy, label_string lstring=default_label,
bool with_realline=true, bool with_header=true,
int points_per_arc = 0, const string imaginary_options="rgb(0,.9,0)+4pt",
const string values_position="bl", bool rm_asy_file=true,
bool with_labels=true) const;

Defines:

`asy_animate`, used in chunk 26b.

Uses `ex 51c`, `figure 15d 22a 31a 31c 37d 47d 49c 72a 77b 79b 79c 82b 83c 95c 96c 97a 98a 100a 100c 102b 103b 103c 105b 106a 106c`, `name 32a`, and `rgb 19b 22g`.

Evaluation of `cycle` within a figure with symbolic entries may took a long time. To prevent this we may use `freeze` method, and then `unfreeze` after numeric substitution is done.

36c `<public methods in figure class 31a>+≡` (48c) `<36b 36d>`
inline figure `freeze() const {setflag(status_flags::expanded); return *this;}`
inline figure `unfreeze() const {clearflag(status_flags::expanded); return *this;}`

Defines:

`freeze`, used in chunk 25e.

`unfreeze`, used in chunk 101b.

Uses `figure 15d 22a 31a 31c 37d 47d 49c 72a 77b 79b 79c 82b 83c 95c 96c 97a 98a 100a 100c 102b 103b 103c 105b 106a 106c`.

To speed-up evaluation of figures we may force float evaluation instead of exact arithmetic.

36d `<public methods in figure class 31a>+≡` (48c) `<36c 37a>`
inline figure `set_float_eval() {float_evaluation=true; return *this;}`
inline figure `set_exact_eval() {float_evaluation=false; return *this;}`

Defines:

`set_exact_eval`, used in chunk 94b.

`set_float_eval`, used in chunk 94b.

Uses `figure 15d 22a 31a 31c 37d 47d 49c 72a 77b 79b 79c 82b 83c 95c 96c 97a 98a 100a 100c 102b 103b 103c 105b 106a 106c` and `float_evaluation 49g`.

This method allows to specify a **Asymptote** drawing style for a particular node.

37a `<public methods in figure class 31a>+≡ (48c) <36d 37b>`
inline void set_asy_style(const ex & key, string opt) {nodes[key].set_asy_opt(opt);}

Defines:

set_asy_style, used in chunks 19d, 23, 24, 27, and 28.

Uses ex 51c, key 32a, and nodes 49f.

B.6.2. *Three-dimensional visualisation.* In three dimensions a visualisation is possible with the help of an additional interactive programme **cycle3D-visualiser**. The following method produces a text file *name.txt* (the default suffix ".txt" is added to *name* automatically). The file can be visualised by a helper programme. All cycles in generations starting from *first_gen* are represented by their centres, radii, generations and labels.

37b `<public methods in figure class 31a>+≡ (48c) <37a 37c>`
void arrangement_write(string name, int first_gen=0) const;

Defines:

arrangement_write, never used.

Uses name 32a.

The written file *filename* then can be loaded by **textttcycle3D-visualiser** either through command line option or file choosing dialog. See documentations of the helper programme for available tools. In particular, it is possible to make screenshots similar to Fig. 2.

To print a figure *F* (of any dimensionality) as a list of nodes and relations between them it is enough to direct the figure to the stream:

`cout << F << endl;`

B.7. **Saving and opening.** We can write a figure to a file as a GiNaC archive (*.gar file) named *file_name* at a node *fig_name*.

37c `<public methods in figure class 31a>+≡ (48c) <37b 37d>`
void save(const char* file_name, const char* fig_name="myfig") const;

Defines:

save, used in chunks 77b and 101b.

This constructor reads a figure stored in a GiNaC archive (*.gar file) named *file_name* at a node *fig_name*.

37d `<public methods in figure class 31a>+≡ (48c) <37c 48e>`
figure(const char* file_name, string fig_name="myfig");

Defines:

figure, used in chunks 15, 16, 18a, 20–22, 26f, 27c, 29a, 36, 44, 45c, 47, 48f, 50c, 51a, 64, 72–81, 83, 84, 92c, 94–97, 103–108, and 114b.

APPENDIX C. PUBLIC METHODS IN **cycle_relation**

Nodes within figure are connected by sets of relations. There is some essential relations pre-defined in the library. Users can define their own relations as well.

The following relations between cycles are predefined. Orthogonality of cycles given by [33, § 6.1]:

$$(17) \quad \langle C, \tilde{C} \rangle = 0.$$

37e `<predefined cycle relations 37e>+≡ (46c) 37f>`
inline cycle_relation is_orthogonal(const ex & key, bool cm=true)
{return cycle_relation(key, cycle_orthogonal, cm);}

Defines:

is_orthogonal, used in chunks 15, 16, 20, 21, 23, 28, 46e, and 109c.

Uses **cycle_orthogonal** 33d 109c, **cycle_relation** 39e 44e 45c 58 59 60a 60b 62a 62b, ex 51c, and key 32a.

Focal orthogonality of cycles (16), see [33, § 6.6].

37f `<predefined cycle relations 37e>+≡ (46c) <37e 37g>`
inline cycle_relation is_f_orthogonal(const ex & key, bool cm=true)
{return cycle_relation(key, cycle_f_orthogonal, cm);}

Defines:

is_f_orthogonal, used in chunk 109d.

Uses **cycle_f_orthogonal** 33e 109d, **cycle_relation** 39e 44e 45c 58 59 60a 60b 62a 62b, ex 51c, and key 32a.

We may want a cycle to be different from another. For example, if we look for intersection of two lines we want to exclude the infinity, where they are intersected anyway. Then, we may add the condition *is_different*(*F.get_infinity*()).

37g `<predefined cycle relations 37e>+≡ (46c) <37f 38a>`
inline cycle_relation is_different(const ex & key, bool cm=true)
{return cycle_relation(key, cycle_different, cm);}

Defines:

is_different, never used.

Uses **cycle_different** 33g 111b, **cycle_relation** 39e 44e 45c 58 59 60a 60b 62a 62b, ex 51c, and key 32a.

Due to a possible rounding errors we include an approximate version of *is_different*.

38a \langle predefined cycle relations 37e $\rangle + \equiv$ (46c) \langle 37g 38b \rangle
inline cycle_relation *is_adifferent*(**const ex** & *key*, **bool** *cm*=**true**)
{return cycle_relation(*key*, *cycle_adifferent*, *cm*);}

Defines:

is_adifferent, used in chunk 23.

Uses *cycle_adifferent* 34a 110a, *cycle_relation* 39e 44e 45c 58 59 60a 60b 62a 62b, *ex* 51c, and *key* 32a.

This relation check if a cycle is a non-positive vector, for circles this corresponds to real (non-imaginary) circles. By default we check this in the point space metric.

38b \langle predefined cycle relations 37e $\rangle + \equiv$ (46c) \langle 38a 38c \rangle
inline cycle_relation *is_real_cycle*(**const ex** & *key*, **bool** *cm*=**false**, **const ex** & *pr*=1)
{return cycle_relation(*key*, *product_sign*, *cm*, *pr*);}

Defines:

is_real_cycle, used in chunk 30d.

Uses *cycle_relation* 39e 44e 45c 58 59 60a 60b 62a 62b, *ex* 51c, *key* 32a, and *product_sign* 34b 111c.

Effectively this is the same check but with a different name and other defaults. It may be used that both cycles are or are not separated by the light cone in the indefinite metric in space of cycles.

38c \langle predefined cycle relations 37e $\rangle + \equiv$ (46c) \langle 38b 38d \rangle
inline cycle_relation *product_nonpositive*(**const ex** & *key*, **bool** *cm*=**true**, **const ex** & *pr*=1)
{return cycle_relation(*key*, *product_sign*, *cm*, *pr*);}

Defines:

product_nonpositive, never used.

Uses *cycle_relation* 39e 44e 45c 58 59 60a 60b 62a 62b, *ex* 51c, *key* 32a, and *product_sign* 34b 111c.

We may want to exclude cycles with imaginary coefficients, this condition check it.

38d \langle predefined cycle relations 37e $\rangle + \equiv$ (46c) \langle 38c 38e \rangle
inline cycle_relation *only_reals*(**const ex** & *key*, **bool** *cm*=**true**, **const ex** & *pr*=0)
{return cycle_relation(*key*, *coefficients_are_real*, *cm*, *pr*);}

Defines:

only_reals, used in chunks 20, 21b, and 30d.

Uses *coefficients_are_real* 34c 112b, *cycle_relation* 39e 44e 45c 58 59 60a 60b 62a 62b, *ex* 51c, and *key* 32a.

This is tangency condition which shall be used to find tangent cycles.

38e \langle predefined cycle relations 37e $\rangle + \equiv$ (46c) \langle 38d 38f \rangle
inline cycle_relation *is_tangent*(**const ex** & *key*, **bool** *cm*=**true**)
{return cycle_relation(*key*, *cycle_tangent*, *cm*);}

Defines:

is_tangent, used in chunk 21b.

Uses *cycle_relation* 39e 44e 45c 58 59 60a 60b 62a 62b, *cycle_tangent* 45e 110c, *ex* 51c, and *key* 32a.

The split version for inner and outer tangent cycles.

38f \langle predefined cycle relations 37e $\rangle + \equiv$ (46c) \langle 38e 38g \rangle
inline cycle_relation *is_tangent_i*(**const ex** & *key*, **bool** *cm*=**true**)
{return cycle_relation(*key*, *cycle_tangent_i*, *cm*);}
inline cycle_relation *is_tangent_o*(**const ex** & *key*, **bool** *cm*=**true**)
{return cycle_relation(*key*, *cycle_tangent_o*, *cm*);}

Defines:

is_tangent_i, used in chunks 20d, 24d, 28c, and 30d.

is_tangent_o, used in chunks 24d and 30d.

Uses *cycle_relation* 39e 44e 45c 58 59 60a 60b 62a 62b, *cycle_tangent_i* 45e 111a, *cycle_tangent_o* 45e 110d, *ex* 51c, and *key* 32a.

The relation between cycles to “intersect with certain angle” (but the “intersection” may be imaginary). If cycles are intersecting indeed then the value of *pr* is the cosine of the angle.

38g \langle predefined cycle relations 37e $\rangle + \equiv$ (46c) \langle 38f 38h \rangle
inline cycle_relation *make_angle*(**const ex** & *key*, **bool** *cm*=**true**, **const ex** & *angle*=0)
{return cycle_relation(*key*, *cycle_angle*, *cm*, *angle*);}

Defines:

make_angle, never used.

Uses *cycle_angle* 45e 111d, *cycle_relation* 39e 44e 45c 58 59 60a 60b 62a 62b, *ex* 51c, and *key* 32a.

The next relation defines a generalisation of a Steiner power of a point for cycles.

38h \langle predefined cycle relations 37e $\rangle + \equiv$ (46c) \langle 38g 39a \rangle
inline cycle_relation *cycle_power*(**const ex** & *key*, **bool** *cm*=**true**, **const ex** & *cpower*=0)
{return cycle_relation(*key*, *steiner_power*, *cm*, *cpower*);}

Defines:

cycle_power, never used.

Uses *cycle_relation* 39e 44e 45c 58 59 60a 60b 62a 62b, *ex* 51c, *key* 32a, and *steiner_power* 45e 111e.

The next relation defines tangential distance between cycles.

39a \langle predefined cycle relations 37e $\rangle + \equiv$ (46c) \triangleleft 38h 39b \triangleright
inline cycle_relation *tangential_distance*(**const ex** & *key*, **bool** *cm*=**true**, **const ex** & *distance*=0)
{return cycle_relation(*key*, *steiner_power*, *cm*, *pow(distance,2)*);}

Defines:

tangential_distance, never used.

Uses **cycle_relation** 39e 44e 45c 58 59 60a 60b 62a 62b, **ex** 51c, **key** 32a, and **steiner_power** 45e 111e.

The next relation defines cross-tangential distance between cycles.

39b \langle predefined cycle relations 37e $\rangle + \equiv$ (46c) \triangleleft 39a 39c \triangleright
inline cycle_relation *cross_t_distance*(**const ex** & *key*, **bool** *cm*=**true**, **const ex** & *distance*=0)
{return cycle_relation(*key*, *cycle_cross_t_distance*, *cm*, *distance*);}

Defines:

cross_t_distance, never used.

Uses **cycle_cross_t_distance** 45e 112a, **cycle_relation** 39e 44e 45c 58 59 60a 60b 62a 62b, **ex** 51c, and **key** 32a.

The next relation creates a cycle, which is a FLT of an existing cycle. The transformation is defined by a list of four entries which will make a 2×2 matrix. The default value corresponds to the identity map. User will need to use a proper Clifford algebra for the matrix to make this transformation works. In two dimensions the next method makes a relief.

39c \langle predefined cycle relations 37e $\rangle + \equiv$ (46c) \triangleleft 39b 39d \triangleright
inline cycle_relation *moebius_transform*(**const ex** & *key*, **bool** *cm*=**true**,
const ex & **matrix**=**lst{numeric(1),0,0,numeric(1)}**)
{return cycle_relation(*key*, *cycle_moebius*, *cm*, **matrix**);}

Defines:

moebius_transform, never used.

Uses **cycle_moebius** 46a 112e, **cycle_relation** 39e 44e 45c 58 59 60a 60b 62a 62b, **ex** 51c, **key** 32a, and **numeric** 21h.

This is a simplified variant of the previous transformations for two dimension figures and transformations with real entries. The corresponding check will be carried out by the library. Then, the library will convert it into the proper Clifford valued matrix.

39d \langle predefined cycle relations 37e $\rangle + \equiv$ (46c) \triangleleft 39c \triangleright
cycle_relation *sl2_transform*(**const ex** & *key*, **bool** *cm*=**true**,
const ex & **matrix**=**lst{numeric(1),0,0,numeric(1)}**);

Defines:

sl2_transform, never used.

Uses **cycle_relation** 39e 44e 45c 58 59 60a 60b 62a 62b, **ex** 51c, **key** 32a, and **numeric** 21h.

This is a constructor which creates a relation of the type *rel* to a node labelled by *key*. Boolean *cm* tells either to chose cycle metric or point metric for the relation. An additional parameter *p* can be supplied to the relation.

39e \langle public methods for cycle relation 39e $\rangle \equiv$ (45a)
cycle_relation(**const ex** & *key*, *PCR rel*, **bool** *cm*=**true**, **const ex** & *p*=0);

Defines:

cycle_relation, used in chunks 37–39, 42b, 44c, 45a, 51a, 57, 61a, 63, 68–70, 78a, 80, 81b, 92d, 93c, and 113–15.

Uses **ex** 51c, **key** 32a, and **PCR** 44d.

There is also an additional method to define a joint relation to several parents by insertion of a **subfigure**, see *midpoint_constructor* below.

39f \langle public methods for subfigure 39f $\rangle \equiv$ (47a)
subfigure(**const ex** & *F*, **const ex** & *L*);

Defines:

subfigure, used in chunks 42d, 51a, 63, 65a, 68e, 69a, 81c, and 94.

Uses **ex** 51c.

APPENDIX D. ADDITIONAL UTILITIES

Here is a procedure which returns a figure, which can be used to build a conformal version of the midpoint. The methods require three points, say *v1*, *v2* and *v3*. If *v3* is infinity, then the midpoint between *v1* and *v2* can be build using the orthogonality only. Put a cycle *v4* joining *v1*, *v2* and *v3*. Then construct a cycle *v5* with the diameter *v1*–*v2*, that is passing these points and orthogonal to *v4*. Then, put the cycle *v6* which passes *v3* and is orthogonal to *v4* and *v5*. The intersection *r* of *v6* and *v4* is the midpoint of *v1*–*v2*.

39g \langle additional functions header 35d $\rangle + \equiv$ (41a) \triangleleft 35d 40a \triangleright
ex *midpoint_constructor*();

Defines:

midpoint_constructor, used in chunk 22b.

Uses **ex** 51c.

This utility make pair-wise comparison of cycles in the list L and deletes duplicates.

40a `<additional functions header 35d>+≡ (41a) <39g 40b>`
`ex unique_cycle(const ex & L);`

Defines:

`unique_cycle`, used in chunk 94a.

Uses `ex 51c`.

The debug output may be switched on and switched off by the following methods.

40b `<additional functions header 35d>+≡ (41a) <40a 40c>`
`void figure_debug_on();`
`void figure_debug_off();`
`bool figure_ask_debug_status();`

Defines:

`figure_ask_debug_status`, never used.

`figure_debug_off`, never used.

`figure_debug_on`, never used.

Solution of several quadratic equations in a sequence rapidly increases complexity of expression. We try to resolve this by some trigonometric or hyperbolic substitutions. Those expression in the turn need to be simplified as well in `evaluate_cycle()` for the condition *only-reals*. Later this variable will be assigned with a default list of trigonometric substitutions. User have a possibility to adjust this list in the run time.

40c `<additional functions header 35d>+≡ (41a) <40b>`
`ex evaluation_assist = lst{pow(cos(wild(0)),2)≡1-pow(sin(wild(0)),2),`
`pow(cosh(wild(1)),2)≡1+pow(sinh(wild(1)),2)};`

Defines:

`evaluation_assist`, used in chunks 86e and 88b.

Uses `ex 51c`.

APPENDIX E. FIGURE LIBRARY HEADER FILE

Here is the header file of the library. Initially, an end-user does not need to know its structure much beyond the material presented in Sections B–C and illustrated in Section A. Here is some further topics which can be of interest as well:

- An intermediate end-user may wish to define his own **subfigures**, see *midpoint_constructor* for a sample and Subsect. E.4.
- Furthermore, an advanced end-user may wish to define some additional **cycle_relation** to supplement already presented in Section C, in this case only knowledge of **cycle_relation** class is required, see Subsect. E.3.
- To adjust automatically created **Asymptote** graphics user may want to adjust the default styles, see Subsect. E.6.

40d `<figure.h 40d>≡ 40e>`
`<license 117>`
`#ifndef ____figure__`
`#define ____figure__`

Defines:

`____figure__`, used in chunk 41a.

Some libraries we are using.

40e `<figure.h 40d>+≡ <40d 41a>`
`#include <iostream>`
`#include <cstdlib>`
`#include <cstdio>`
`#include <fstream>`
`#include <regex>`
`#include "cycle.h"`

`namespace MoebInv {`
`using namespace std;`
`using namespace GiNaC;`

Defines:

`MoebInv`, used in chunks 41a, 50c, and 51b.

The overview of the header file.

41a `<figure.h 40d>+≡` <40e

```

    <figure define 41b>
    <defining types 35b>
    <cycle data header 41c>
    <cycle node header 42b>
    <cycle relations 44e>
    <asy styles 50a>
    <figure header 47d>
    <subfigure header 47a>
    <additional functions header 35d>
    } // namespace MoebInv
    #endif /* defined(____figure__) */

```

Uses `____figure__ 40d` and `MoebInv 15c 40e`.

We use negative numbered generations to save the reference objects.

41b `<figure define 41b>≡` (41a)

```

    #define REAL_LINE_GEN -1
    #define INFINITY_GEN -2
    #define GHOST_GEN -3

```

Defines:

`GHOST_GEN`, used in chunks [33b](#), [78a](#), [79d](#), [83e](#), [96a](#), and [103c](#).

`INFINITY_GEN`, used in chunks [72c](#) and [73d](#).

`REAL_LINE_GEN`, used in chunks [72d](#), [73d](#), and [98c](#).

E.1. **cycle_data class declaration.** The class to store explicit data of an individual **cycle**. An end-user does not need normally to know about it.

41c `<cycle data header 41c>≡` (41a) 41d▷

```

    class cycle_data : public basic
    {
        GINAC_DECLARE_REGISTERED_CLASS(cycle_data, basic)
    }

```

Defines:

`cycle_data`, used in chunks [25d](#), [45b](#), [51](#), [52](#), [54–57](#), [61a](#), [66–69](#), [72](#), [78](#), [80–82](#), [84c](#), [86c](#), [91d](#), [93c](#), [94d](#), [110a](#), [114b](#), and [115b](#).

The parameters of the stored **cycle**.

41d `<cycle data header 41c>+≡` (41a) <41c 42a▷

```

    protected:
        ex k,
        l,
        m;

```

Uses `ex 51c`, `k 49h`, `l 49h`, and `m 49h`.

Public methods in the class. However, an end-user does not normally need them.

42a \langle cycle data header 41c $\rangle + \equiv$ (41a) \triangleleft 41d

```

public:
    cycle_data(const ex & C);
    cycle_data(const ex & k1, const ex l1, const ex & m1, bool normalize=false);
    ex get_cycle(const ex & metr) const;
    inline size_t nops() const { return 3; }
    ex op(size_t i) const;
    ex & let_op(size_t i);
    inline ex get_k() const { return k; }
    inline ex get_l() const { return l; }
    inline ex get_l(size_t i) const { return l.op(0).op(i); }
    inline ex get_m() const { return m; }
    inline long unsigned int get_dim() const { return l.op(0).nops(); }
    void do_print(const print_dflt & con, unsigned level) const;
    void archive(archive_node & n) const;
    inline ex normalize() const { return cycle_data(k, l, m, true); }
    ex num_normalize() const;
    void read_archive(const archive_node & n, lst & sym_lst);
    bool is_equal(const basic & other, bool projectively) const;
    bool is_almost_equal(const basic & other, bool projectively) const;
    cycle_data subs(const ex & e, unsigned options=0) const;
    ex subs(const exmap & em, unsigned options=0) const;
    inline bool has(const ex & x) const { return (k.has(x)  $\vee$  l.has(x)  $\vee$  m.has(x)); }

protected:
    return_type_t return_type_tinfo() const;
};
GINAC_DECLARE_UNARCHIVER(cycle_data);

```

Defines:

cycle_data, used in chunks 25d, 45b, 51, 52, 54–57, 61a, 66–69, 72, 78, 80–82, 84c, 86c, 91d, 93c, 94d, 110a, 114b, and 115b.

Uses archive 48f, ex 51c, get_cycle 34g 34h 96b, get_dim() 34f, is_almost_equal 113c, k 49h, l 49h, m 49h, nops 48f, op 48f, read_archive 48f, and subs 48f.

E.2. cycle_node class declaration. Forward declaration.

42b \langle cycle node header 42b $\rangle + \equiv$ (41a) 42c \triangleright

```

class cycle_relation;

```

Uses cycle_relation 39e 44e 45c 58 59 60a 60b 62a 62b.

The class to store nodes containing data of particular cycles and relations between nodes. An end-user does not need normally to know about it.

42c \langle cycle node header 42b $\rangle + \equiv$ (41a) \triangleleft 42b 42d \triangleright

```

class cycle_node : public basic
{
    GINAC_DECLARE_REGISTERED_CLASS(cycle_node, basic)

```

Defines:

cycle_node, used in chunks 31c, 35a, 43–45, 47–49, 51a, 61, 65–68, 70, 72, 73c, 76a, 78, 80c, 81c, 95, 96b, 103–105, and 107b.

Members of the class.

42d \langle cycle node header 42b $\rangle + \equiv$ (41a) \triangleleft 42c 43a \triangleright

```

protected:
    lst cycles; // List of cycle data entries
    int generation;
    lst children; // List of keys to cycle_nodes
    lst parents; // List of cycle_relations or a list containing a single subfigure
    string custom_asy; // Custom string for Asymptote

```

Uses subfigure 39f 47a 47c 64a 64b 64c 64d 64e.

Constructors in the class.

43a <cycle node header 42b>+≡ (41a) <42d 43b>
public:
cycle_node(const ex & C, int g=0);
cycle_node(const ex & C, int g, const lst & par);
cycle_node(const ex & C, int g, const lst & par, const lst & chil);
cycle_node(const ex & C, int g, const lst & par, const lst & chil, string ca);
cycle_node subs(const ex & e, unsigned options=0) const;
ex subs(const exmap & m, unsigned options=0) const;

Uses **cycle_node** 42c 44c 67c 68a 68b 68c 69a 69b 69c 70c 71a 71c, **ex** 51c, **m** 49h, and **subs** 48f.

Add a child **cycle_node** to the **cycle_node**.

43b <cycle node header 42b>+≡ (41a) <43a 43c>
protected:
inline void add_child(const ex & c) {children.append(c);}

Uses **ex** 51c.

Access **cycle** parameters.

43c <cycle node header 42b>+≡ (41a) <43b 43d>
inline ex get_cycles() const {return cycles;}

Uses **ex** 51c.

Return the **cycle** object for every **cycle_data** stored in *cycles*.

43d <cycle node header 42b>+≡ (41a) <43c 43e>
ex get_cycle(const ex & metr) const;
inline ex get_cycle_data(int i) const {return cycles.op(i);}

Uses **ex** 51c, **get_cycle** 34g 34h 96b, and **op** 48f.

Return the generation number.

43e <cycle node header 42b>+≡ (41a) <43d 43f>
inline int get_generation() const {return generation;}

Uses **get_generation** 35a.

Return the children list

43f <cycle node header 42b>+≡ (41a) <43e 43g>
inline lst get_children() const {return children;}

Replace the current **cycle** with a new **cycle**.

43g <cycle node header 42b>+≡ (41a) <43f 43h>
void set_cycles(const ex & C);

Uses **ex** 51c.

Add one more **cycle** instance to list of *cycles*.

43h <cycle node header 42b>+≡ (41a) <43g 43i>
void append_cycle(const ex & C);
void append_cycle(const ex & k, const ex & l, const ex & m);

Uses **ex** 51c, **k** 49h, **l** 49h, and **m** 49h.

Return the parent list.

43i <cycle node header 42b>+≡ (41a) <43h 43j>
lst get_parents() const;

The method returns the list of all keys to parent cycles.

43j <cycle node header 42b>+≡ (41a) <43i 44a>
lst get_parent_keys() const ;

Remove a child of the **cycle_node**.

44a \langle cycle node header 42b $\rangle + \equiv$ (41a) \triangleleft 43j 44b \triangleright
void *remove_child*(**const** *ex* & *c*);

Uses **ex** 51c.

Set **Asymptote** option for this particular node.

44b \langle cycle node header 42b $\rangle + \equiv$ (41a) \triangleleft 44a 44c \triangleright
inline void *set_asy_opt*(**const** *string* *opt*) {*custom_asy=opt*;}

Service functions including printout the mathematical expression.

44c \langle cycle node header 42b $\rangle + \equiv$ (41a) \triangleleft 44b \triangleright
inline *size_t* *nops*() **const** { **return** *cycles.nops*()+*children.nops*()+*parents.nops*(); }
ex *op*(*size_t* *i*) **const**;
ex & *let_op*(*size_t* *i*);
void *do_print*(**const** *print_dflt* & *con*, **unsigned** *level*) **const**;
void *do_print_tree*(**const** *print_tree* & *con*, **unsigned** *level*) **const**;
protected:
return_type_t *return_type_tinfo*() **const**;
void *archive*(*archive_node* & *n*) **const**;
void *read_archive*(**const** *archive_node* & *n*, *lst* & *sym_lst*);

friend class *cycle_relation*;
friend class *figure*;
};
GINAC_DECLARE_UNARCHIVER(**cycle_node**);

Defines:

cycle_node, used in chunks 31c, 35a, 43–45, 47–49, 51a, 61, 65–68, 70, 72, 73c, 76a, 78, 80c, 81c, 95, 96b, 103–105, and 107b.

Uses **archive** 48f, **cycle_relation** 39e 44e 45c 58 59 60a 60b 62a 62b, **ex** 51c, **figure** 15d 22a 31a 31c 37d 47d 49c 72a 77b 79b 79c 82b 83c 95c 96c 97a 98a 100a 100c 102b 103b 103c 105b 106a 106c, **nops** 48f, **op** 48f, and **read_archive** 48f.

E.3. cycle_relation class declaration. First, we define a type to hold cycle relations. That is a pointer to a functions with two arguments. See the definition of *cycle_orthogonal*, *cycle_different*, for samples.

44d \langle defining types 35b $\rangle + \equiv$ (41a) \triangleleft 35b \triangleright
using *PCR* = *std::function*<**ex**(**const** *ex* &, **const** *ex* &, **const** *ex* &)>;

Defines:

PCR, used in chunks 33c, 34d, 39e, 44e, 45a, 57c, 107a, and 108a.

Uses **ex** 51c.

This class describes relations between **cycle_nodes**. An advanced end-user may want to add some new relations similar to already provided in Section C. Note however, that archiving (saving) of user-defined relations cannot be done as they contain pointers to functions which are not portable.

Members of the class.

44e \langle cycle relations 44e $\rangle \equiv$ (41a) 45a \triangleright
class *cycle_relation* : **public** *basic*
{
GINAC_DECLARE_REGISTERED_CLASS(*cycle_relation*, *basic*)
protected:
ex *parkey*; // A key to a parent *cycle_node* in *figure*
PCR *rel*; // A pointer to function which produces the relation
ex *parameter*; // The value, which is supplied to *rel*() as the third parameter
bool *use_cycle_metric*; // If true uses the cycle space metric, otherwise the point space metric

Defines:

cycle_relation, used in chunks 37–39, 42b, 44c, 45a, 51a, 57, 61a, 63, 68–70, 78a, 80, 81b, 92d, 93c, and 113–15.

Uses **cycle_node** 42c 44c 67c 68a 68b 68c 69a 69b 69c 70c 71a 71c, **ex** 51c, **figure** 15d 22a 31a 31c 37d 47d 49c 72a 77b 79b 79c 82b 83c 95c 96c 97a 98a 100a 100c 102b 103b 103c 105b 106a 106c, **key** 32a, and **PCR** 44d.

Public methods in the class.

45a `<cycle relations 44e>+≡ (41a) <44e 45b>`
public:
`<public methods for cycle relation 39e>`
inline ex `get_parkey()` **const** `{return parkey;}`
inline PCR `get_PCR()` **const** `{return rel;}`
inline ex `get_parameter()` **const** `{return parameter;}`
inline bool `cycle_metric_inuse()` **const** `{return use_cycle_metric;}`
inline ex `subs(const exmap & em, unsigned options=0)` **const**
`{return cycle_relation(parkey, rel, use_cycle_metric, parameter.subs(em,options));}`

Uses `cycle_relation` 39e 44e 45c 58 59 60a 60b 62a 62b, `ex` 51c, `PCR` 44d, and `subs` 48f.

Protected methods in the class.

45b `<cycle relations 44e>+≡ (41a) <45a 45c>`
protected:
ex `rel_to_parent(const cycle_data & C1, const ex & pmetric, const ex & cmetric,`
`const exhashmap<cycle_node> & N) const;`
`return_type_t return_type_tinfo() const;`
void `do_print(const print_dflt & con, unsigned level) const;`
void `do_print_tree(const print_tree & con, unsigned level) const;`

Uses `cycle_data` 22d 25c 41c 42a 53a 53b 53c 53d 53e, `cycle_node` 42c 44c 67c 68a 68b 68c 69a 69b 69c 70c 71a 71c, and `ex` 51c.

(un)Archiving of `cycle_relation` is not universal. At present it only can handle relations declared in the header file `cycle_orthogonal`, `cycle_f_orthogonal`, `cycle_adifferent`, `cycle_different`, `cycle_tangent`, `cycle_power` etc. from Subsection C.

45c `<cycle relations 44e>+≡ (41a) <45b 45d>`
void `archive(archive_node &n) const;`
void `read_archive(const archive_node &n, lst &sym_lst);`

inline size_t `nops()` **const** `{ return 2; }`
ex `op(size_t i)` **const;
ex `& let_op(size_t i);`

friend class `cycle_node;`
friend class `figure;`
`};`
`GINAC_DECLARE_UNARCHIVER(cycle_relation);`**

Defines:

`cycle_relation`, used in chunks 37–39, 42b, 44c, 45a, 51a, 57, 61a, 63, 68–70, 78a, 80, 81b, 92d, 93c, and 113–15.

Uses `archive` 48f, `cycle_node` 42c 44c 67c 68a 68b 68c 69a 69b 69c 70c 71a 71c, `ex` 51c, `figure` 15d 22a 31a 31c 37d 47d 49c 72a 77b 79b 79c 82b 83c 95c 96c 97a 98a 100a 100c 102b 103b 103c 105b 106a 106c, `nops` 48f, `op` 48f, and `read_archive` 48f.

The following functions are used as *PCR* pointers for corresponding cycle relations.

45d `<cycle relations 44e>+≡ (41a) <45c 45e>`
`<relations to check 33d>`

The following procedures are used to construct relations but are impractical to check.

45e `<cycle relations 44e>+≡ (41a) <45d 46a>`
ex `cycle_tangent(const ex & C1, const ex & C2, const ex & pr=0);`
ex `cycle_tangent_i(const ex & C1, const ex & C2, const ex & pr=0);`
ex `cycle_tangent_o(const ex & C1, const ex & C2, const ex & pr=0);`
ex `cycle_angle(const ex & C1, const ex & C2, const ex & pr);`
ex `steiner_power(const ex & C1, const ex & C2, const ex & pr);`
ex `cycle_cross_t_distance(const ex & C1, const ex & C2, const ex & pr);`

Defines:

`cycle_angle`, used in chunks 38g, 59, 60a, and 62a.

`cycle_cross_t_distance`, used in chunks 39b, 59, 60a, and 62a.

`cycle_tangent`, used in chunks 38e, 59, 60a, and 62a.

`cycle_tangent_i`, used in chunks 38f, 59, 60a, and 62a.

`cycle_tangent_o`, used in chunks 38f, 59, 60a, and 62a.

`steiner_power`, used in chunks 38h, 39a, 59, 60a, and 62a.

Uses `ex` 51c.

Fractional linear transformations.

46a \langle cycle relations 44e $\rangle + \equiv$ (41a) \triangleleft 45e 46b \triangleright
`ex cycle_moebius(const ex & C1, const ex & C2, const ex & pr);`
`ex cycle_sl2(const ex & C1, const ex & C2, const ex & pr);`

Defines:

`cycle_moebius`, used in chunks 39c, 59, 60a, and 62a.
`cycle_sl2`, used in chunks 59, 60a, 62a, and 113a.

Uses ex 51c.

The next functions are used to measure certain quantities between cycles.

46b \langle cycle relations 44e $\rangle + \equiv$ (41a) \triangleleft 46a 46c \triangleright
`ex power_is(const ex & C1, const ex & C2, const ex & pr=1);`
`inline ex sq_t_distance_is(const ex & C1, const ex & C2, const ex & pr=1)`
`{return power_is(C1,C2,1);}`
`inline ex sq_cross_t_distance_is(const ex & C1, const ex & C2, const ex & pr=-1)`
`{return power_is(C1,C2,-1);}`
`ex angle_is(const ex & C1, const ex & C2, const ex & pr=0);`

Defines:

`angle_is`, never used.
`power_is`, never used.
`sq_cross_t_distance_is`, never used.
`sq_t_distance_is`, never used.

Uses ex 51c.

We include the list of pre-defined cycle relations.

46c \langle cycle relations 44e $\rangle + \equiv$ (41a) \triangleleft 46b 46d \triangleright
 \langle predefined cycle relations 37e \rangle

We explicitly define three types of metrics on a plane: elliptic, parabolic, hyperbolic.

46d \langle cycle relations 44e $\rangle + \equiv$ (41a) \triangleleft 46c 46e \triangleright
`ex metric_e = clifford_unit(varidx(symbol("i"), 2), indexed(diag_matrix(lst{-1,-1}), sy_symm(),`
`varidx(symbol("j"), 2), varidx(symbol("k"), 2)));`
`ex metric_p = clifford_unit(varidx(symbol("i"), 2), indexed(diag_matrix(lst{-1,0}), sy_symm(),`
`varidx(symbol("j"), 2), varidx(symbol("k"), 2)));`
`ex metric_h = clifford_unit(varidx(symbol("i"), 2), indexed(diag_matrix(lst{-1,1}), sy_symm(),`
`varidx(symbol("j"), 2), varidx(symbol("k"), 2)));`

Defines:

`metric_e`, used in chunk 46e.
`metric_h`, used in chunk 46e.
`metric_p`, used in chunk 46e.

Uses ex 51c and k 49h.

Orthogonality of cycles of three types independent from a metric stored in the figure.

46e \langle cycle relations 44e $\rangle + \equiv$ (41a) \triangleleft 46d \triangleright
`inline ex cycle_orthogonal_e(const ex & C1, const ex & C2, const ex & pr=0) {`
`return lst{(ex)lst{ex_to<cycle>(C1).is_orthogonal(ex_to<cycle>(C2), metric_e)}};`

`inline ex cycle_orthogonal_p(const ex & C1, const ex & C2, const ex & pr=0) {`
`return lst{(ex)lst{ex_to<cycle>(C1).is_orthogonal(ex_to<cycle>(C2), metric_p)}};`

`inline ex cycle_orthogonal_h(const ex & C1, const ex & C2, const ex & pr=0) {`
`return lst{(ex)lst{ex_to<cycle>(C1).is_orthogonal(ex_to<cycle>(C2), metric_h)}};`

Defines:

`cycle_orthogonal_e`, never used.
`cycle_orthogonal_h`, never used.
`cycle_orthogonal_p`, never used.

Uses ex 51c, is_orthogonal 22f 37e, metric_e 46d, metric_h 46d, and metric_p 46d.

E.4. subfigure class declaration. subfigure \rangle class allows to encapsulate some common constructions.

The library provides an important example *[[midpoint]*. End-user may define his own **subfigures**, they will not be handled as native ones, including (un)archiving.

In the essence **subfigure** is created from a **figure**, which were designed to be included in another figures.

47a \langle subfigure header 47a $\rangle \equiv$ (41a) 47b \triangleright

```
class subfigure : public basic
{
    GINAC_DECLARE_REGISTERED_CLASS(subfigure, basic)
protected:
    ex subf; // A figure to be inserted
    lst parlist; // A list of key to a parent cycle_node in figure
public:
     $\langle$ public methods for subfigure 39f $\rangle$ 
    inline ex subs(const exmap & em, unsigned options=0) const;
```

Defines:

subfigure, used in chunks 42d, 51a, 63, 65a, 68e, 69a, 81c, and 94.

Uses **cycle_node** 42c 44c 67c 68a 68b 68c 69a 69b 69c 70c 71a 71c, **ex** 51c, **figure** 15d 22a 31a 31c 37d 47d 49c 72a 77b 79b 79c 82b 83c 95c 96c 97a 98a 100a 100c 102b 103b 103c 105b 106a 106c, **key** 32a, and **subs** 48f.

Some service methods.

47b \langle subfigure header 47a $\rangle + \equiv$ (41a) \triangleleft 47a 47c \triangleright

```
protected:
    inline ex get_parlist() const {return parlist;}
    inline ex get_subf() const {return subf;}
    return_type_t return_type_tinfo() const;
    void do_print(const print_dflt & con, unsigned level) const;
    void do_print_tree(const print_tree & con, unsigned level) const;
```

Uses **ex** 51c.

(un)Archiving of **cycle_relation** is not universal. At present it only can handle relations declared in the header file *p_orthogonal*, *p_f_orthogonal*, *p_adifferent*, *p_different* and *p_tangent* etc. from Subsection C.

47c \langle subfigure header 47a $\rangle + \equiv$ (41a) \triangleleft 47b

```
void archive(archive_node &n) const;
void read_archive(const archive_node &n, lst &sym_lst);

friend class cycle_node;
friend class figure;
};
GINAC_DECLARE_UNARCHIVER(subfigure);
```

Defines:

subfigure, used in chunks 42d, 51a, 63, 65a, 68e, 69a, 81c, and 94.

Uses **archive** 48f, **cycle_node** 42c 44c 67c 68a 68b 68c 69a 69b 69c 70c 71a 71c, **figure** 15d 22a 31a 31c 37d 47d 49c 72a 77b 79b 79c 82b 83c 95c 96c 97a 98a 100a 100c 102b 103b 103c 105b 106a 106c, and **read_archive** 48f.

E.5. **figure class declaration.** The essential interface to **figure** class was already presented in Section B, here we keep the less-used elements. An advanced end-user may be interested in **figure** class members given in § E.5.1.

We define **figure** class as a children of GiNaC **basic**.

47d \langle figure header 47d $\rangle \equiv$ (41a) 48a \triangleright

```
class figure : public basic
{
    GINAC_DECLARE_REGISTERED_CLASS(figure, basic)
```

\langle member of figure class 49d \rangle

Defines:

figure, used in chunks 15, 16, 18a, 20–22, 26f, 27c, 29a, 36, 44, 45c, 47, 48f, 50c, 51a, 64, 72–81, 83, 84, 92c, 94–97, 103–108, and 114b.

The method to update `cycle_node` with labelled by the *key*. Since the list of conditions may branches and has a variable length the method runs recursively with *level* parameterising the depth of nested calls.

48a `<figure header 47d>+≡ (41a) <47d 48b>`
protected:
ex `update_cycle_node(const ex & key, const lst & eq_cond=lst{},`
const `lst & neq_cond=lst{}, lst res=lst{}, size_t level=0);`
void `set_cycle(const ex & key, const ex & C);`

Defines:

`set_cycle`, used in chunks 79c and 94c.

`update_cycle_node`, used in chunks 78c, 80d, 81c, 83a, 94a, 95a, and 97b.

Uses `ex 51c` and `key 32a`.

Evaluate a cycle through a list of conditions.

48b `<figure header 47d>+≡ (41a) <48a 48c>`
ex `evaluate_cycle(const ex & symbolic, const lst & cond) const;`

Uses `evaluate_cycle 84a` and `ex 51c`.

We include here methods from Section B, which are of interest for an end-user.

48c `<figure header 47d>+≡ (41a) <48b 48d>`
public:
`<public methods in figure class 31a>`

The following methods are public as well however may be less used.

48d `<figure header 47d>+≡ (41a) <48c 49a>`
inline ex `get_cycle_node(const ex & k) const {return nodes.find(k)→second;}`
inline ex `get_real_line() const {return real_line;}`
inline ex `get_infinity() const {return infinity;}`

Defines:

`get_cycle_node`, used in chunk 35a.

`get_infinity`, used in chunks 20d, 21e, and 28c.

`get_real_line`, used in chunk 16d.

Uses `ex 51c`, `infinity 49d`, `k 49h`, `nodes 49f`, and `real_line 49d`.

The method returning all nodes.

48e `<public methods in figure class 31a>+≡ (48c) <37d 48f>`
inline `exhashmap<cycle_node> get_nodes() const {return nodes;}`

Uses `cycle_node 42c 44c 67c 68a 68b 68c 69a 69b 69c 70c 71a 71c` and `nodes 49f`.

Some standard GiNaC methods which are not very interesting for end-user, who is working within functional programming set-up.

48f `<public methods in figure class 31a>+≡ (48c) <48e>`
inline `size_t nops() const {return 4+nodes.size();}`
ex `op(size_t i) const;`
`//ex & let_op(size_t i);`
ex `evalf(int level=0) const;`
figure `subs(const ex & e, unsigned options=0) const;`
ex `subs(const exmap & m, unsigned options=0) const;`
void `archive(archive_node &n) const;`
void `read_archive(const archive_node &n, lst &sym_lst);`
bool `info(unsigned inf) const;`

Defines:

`archive`, used in chunks 42a, 44c, 45c, 47c, 53c, 59, 60a, 64, 70c, 76c, 77b, and 105b.

`evalf`, used in chunks 19a, 24e, 28, 51d, 85a, 86e, 88d, 89a, 91a, 92b, 99a, 102e, 105a, 111c, and 112b.

`info`, used in chunks 70a, 78c, 80d, 81c, 83a, 88, 89, 93a, 95a, 97a, 104b, 106d, and 113a.

`nops`, used in chunks 18d, 20h, 21e, 30b, 42a, 44c, 45c, 54, 63, 67, 68e, 70c, 73b, 74e, 77–79, 82–90, 92–95, 97a, 103d, 104a, 107b, 114a, and 115b.

`op`, used in chunks 19–21, 34f, 42–45, 52b, 54a, 57a, 63a, 67a, 68e, 70a, 73–75, 78, 82d, 85–92, 94, 99a, 102–104, 107c, 108a, 112, and 113.

`read_archive`, used in chunks 42a, 44c, 45c, 47c, 53d, 60a, 64c, 71a, and 106a.

`subs`, used in chunks 19a, 20h, 30e, 42a, 43a, 45a, 47a, 52b, 56, 65a, 70, 78d, 86–92, 101b, and 104.

Uses `ex 51c`, `figure 15d 22a 31a 31c 37d 47d 49c 72a 77b 79b 79c 82b 83c 95c 96c 97a 98a 100a 100c 102b 103b 103c 105b 106a 106c`, `m 49h`, and `nodes 49f`.

Printing and returning the objects list.

49a `<figure header 47d>+≡ (41a) <48d 49b>`
protected:
void *do_print*(**const** *print_dflt* & *con*, **unsigned** *level*) **const**;
return_type_t *return_type_tinfo*() **const**;

Update all cycles (with all children) in the given list.

49b `<figure header 47d>+≡ (41a) <49a 49c>`
void *update_node_lst*(**const** *ex* & *inlist*);

Defines:

update_node_lst, used in chunks 80a, 83, and 95b.

Uses **ex** 51c.

Update the entire figure.

49c `<figure header 47d>+≡ (41a) <49b>`
figure *update_cycles*();
};
GINAC_DECLARE_UNARCHIVER(**figure**);

Defines:

figure, used in chunks 15, 16, 18a, 20–22, 26f, 27c, 29a, 36, 44, 45c, 47, 48f, 50c, 51a, 64, 72–81, 83, 84, 92c, 94–97, 103–108, and 114b.
update_cycles, used in chunks 95d and 104c.

E.5.1. *Members of **figure** class.* A knowledge of **figure** class members may be useful for advanced users.

The real line and infinity are two cycles which are present at any figure.

49d `<member of figure class 49d>≡ (47d) 49e>`
protected:
ex *real_line*, // the key for the real line
infinity, // the key for cycle at infinity

Defines:

infinity, used in chunks 48d, 72, 73d, 76, 78a, and 103–106.

real_line, used in chunks 48d, 72–74, 76, and 103–106.

Uses **ex** 51c and **key** 32a.

We define separate metrics for the point and cycle spaces, see [33, § 4.2].

49e `<member of figure class 49d>+≡ (47d) <49d 49f>`
ex *point_metric*; // The metric of the point space encoded as a *clifford_unit* object
ex *cycle_metric*; // The metric of the cycle space encoded as a *clifford_unit* object

Defines:

cycle_metric, used in chunks 34, 72–76, 92–94, 99a, and 103–108.

point_metric, used in chunks 34, 72–74, 76a, 92–94, 98c, 99a, and 103–108.

Uses **ex** 51c.

This is the *hashmap* of **cycle_node** which encode the relation in the figure.

49f `<member of figure class 49d>+≡ (47d) <49e 49g>`
exhashmap<**cycle_node**> *nodes*; // List of *cycle_node*, *exhashmap*<*cycle_node*> object

Defines:

nodes, used in chunks 37a, 48, 72, 73c, 76b, 78–83, 92–98, and 103–108.

Uses **cycle_node** 42c 44c 67c 68a 68b 68c 69a 69b 69c 70c 71a 71c.

The following variable controls either we are doing exact or float evaluations of cycles parameters.

49g `<member of figure class 49d>+≡ (47d) <49f 49h>`
bool *float_evaluation*=**false**;

Defines:

float_evaluation, used in chunks 36d, 85a, 86e, 92b, 94b, 105b, and 106a.

These are symbols for internal calculations, they are out of the interest we do not count them in *nops*() methods.

49h `<member of figure class 49d>+≡ (47d) <49g>`
ex *k*, *m*; // realsymbols for symbolic calculations
lst *l*;

Defines:

k, used in chunks 18, 19, 34, 35a, 41–43, 46d, 48d, 51–57, 68b, 72, 76, and 94d.

l, used in chunks 20, 41–43, 51–54, 56, 57a, 62a, 63d, 68b, 70a, 72, 75, 76, 81d, and 94d.

m, used in chunks 41–43, 48f, 51–57, 62a, 68b, 72, 76, 94d, and 104.

Uses **ex** 51c.

E.6. **Asymptote customization.** The library provides a possibility to fine-tune **Asymptote** output. We provide some default styles, a user may customise them according to existing needs.

We define a type for producing colouring scheme for **Asymptote** drawing.

```
50a <asy styles 50a>≡ (41a) 50b>
    using asy_style=std::function<string(const ex &, const ex &, lst &)>;
    //typedef string (*asy_style)(const ex &, const ex &, lst &);
    inline string no_color(const ex & label, const ex & C, lst & color) {color=lst{0,0,0}; return "";}
    string asy_cycle_color(const ex & label, const ex & C, lst & color);
    asy_style default_asy=asy_cycle_color;
```

Uses `asy_cycle_color` 108c and `ex` 51c.

Similarly we produce a default labelling style.

```
50b <asy styles 50a>+≡ (41a) <50a
    using label_string=std::function<string(const ex &, const ex &, const string)>;
    //typedef string (*label_string)(const ex &, const ex &, const string);
    string label_pos(const ex & label, const ex & C, const string draw_str);
    inline string no_label(const ex & label, const ex & C, const string draw_str) {return "";}
    //label_string default_label=*no_label;
    label_string default_label=label_pos;
```

Uses `ex` 51c and `label_pos` 109a.

APPENDIX F. IMPLEMENTATION OF CLASSES

```
50c <figure.cpp 50c>≡ 50d>
    <license 117>
    #include "figure.h"

    namespace MoebInv {
    using namespace std;
    using namespace GiNaC;

    unsigned do_not_update_subfigure = 0x0100;
```

Defines:

`do_not_update_subfigure`, used in chunks 65a and 104c.

Uses `figure` 15d 22a 31a 31c 37d 47d 49c 72a 77b 79b 79c 82b 83c 95c 96c 97a 98a 100a 100c 102b 103b 103c 105b 106a 106c and `MoebInv` 15c 40e.

This can be defined **false** to prevent some diagnostic output to `std::cerr`.

```
50d <figure.cpp 50c>+≡ <50c 50e>
    bool FIGURE_DEBUG=true;
```

Defines:

`FIGURE_DEBUG`, used in chunks 69a, 76–80, 82, 83, 96b, 99, 103c, and 115c.

This can be defined **false** to prevent some diagnostic output to `std::cerr`.

```
50e <figure.cpp 50c>+≡ <50d 51a>
    bool show_asy_graphics=true;
```

Defines:

`show_asy_graphics`, used in chunks 100b, 102a, and 116a.

We use GiNaC implementation macros for our classes.

51a `<figure.cpp 50c>+≡` `<50e 51b>`

```
GINAC_IMPLEMENT_REGISTERED_CLASS_OPT(cycle_data, basic,
    print_func<print_dflt>(&cycle_data::do_print))

GINAC_IMPLEMENT_REGISTERED_CLASS_OPT(cycle_relation, basic,
    print_func<print_dflt>(&cycle_relation::do_print).
    print_func<print_tree>(&cycle_relation::do_print_tree))

GINAC_IMPLEMENT_REGISTERED_CLASS_OPT(subfigure, basic,
    print_func<print_dflt>(&subfigure::do_print))

GINAC_IMPLEMENT_REGISTERED_CLASS_OPT(cycle_node, basic,
    print_func<print_dflt>(&cycle_node::do_print).
    print_func<print_tree>(&cycle_node::do_print_tree))

GINAC_IMPLEMENT_REGISTERED_CLASS_OPT(figure, basic,
    print_func<print_dflt>(&figure::do_print))
```

Uses `cycle_data` 22d 25c 41c 42a 53a 53b 53c 53d 53e, `cycle_node` 42c 44c 67c 68a 68b 68c 69a 69b 69c 70c 71a 71c, `cycle_relation` 39e 44e 45c 58 59 60a 60b 62a 62b, `figure` 15d 22a 31a 31c 37d 47d 49c 72a 77b 79b 79c 82b 83c 95c 96c 97a 98a 100a 100c 102b 103b 103c 105b 106a 106c, and `subfigure` 39f 47a 47c 64a 64b 64c 64d 64e.

This is the outline of the code.

51b `<figure.cpp 50c>+≡` `<51a`

```
<auxillary function 51c>
<add cycle relations 109c>
<cycle data class 51e>
<cycle relation class 57b>
<subfigure class 63c>
<cycle node class 65b>
<figure class 72a>
<additional functions 113c>
} // namespace MoebInv
```

Uses `MoebInv` 15c 40e.

Exact solving of quadratic equations is not always practical, thus we relay on some rounding methods. If the outcome is not good for you increase the precision with `GiNaC::Digits`.

51c `<auxillary function 51c>≡` `(51b) 51d>`

```
const ex epsilon=GiNaC::pow(10,-Digits÷2);
```

Defines:

`epsilon`, used in chunks 18a, 19a, 51d, and 111c.
`ex`, used in chunks 15, 16, 18–24, 27, 29, 31–52, 54–57, 59–89, 92c, 95–98, and 100–115.

an auxillary function to find small numbers

51d `<auxillary function 51c>+≡` `(51b) <51c`

```
bool is_less_than_epsilon(const ex & x)
{
    return ( x.is_zero() ∨ abs(x).evalf() < epsilon );
}
```

Defines:

`is_less_than_epsilon`, used in chunks 56, 57a, 88, 89e, 91b, 94a, 99a, 108c, and 111–14.

Uses `epsilon` 51c, `evalf` 48f, and `ex` 51c.

F.1. Implementation of `cycle_data` class. Constructors

51e `<cycle data class 51e>≡` `(51b) 52a>`

```
cycle_data::cycle_data() : k(), l(), m()
{
    ;
}
```

Uses `cycle_data` 22d 25c 41c 42a 53a 53b 53c 53d 53e, `k` 49h, `l` 49h, and `m` 49h.

Constructors

52a `<cycle_data class 51e>+≡` (51b) `<51e 52b>`

```

cycle_data::cycle_data(const ex & C)
{
    if (is_a<cycle>(C)) {
        cycle C_new=ex_to<cycle>(C).normalize();
        k=C_new.get_k();
        l=C_new.get_l();
        m=C_new.get_m();
    } else if (is_a<cycle_data>(C))
        *this=ex_to<cycle_data>(C);
    else
        throw(std::invalid_argument("cycle_data(): accept only cycle or cycle_data"
                                     " as the parameter"));
}

```

Uses `cycle_data` 22d 25c 41c 42a 53a 53b 53c 53d 53e, `ex` 51c, `k` 49h, `l` 49h, and `m` 49h.

Constructors.

52b `<cycle_data class 51e>+≡` (51b) `<52a 52c>`

```

cycle_data::cycle_data(const ex & k1, const ex l1, const ex &m1, bool normalize) : k(k1), l(l1), m(m1)
{
    if (normalize) {
        ex ratio = 0;
        if (¬k.is_zero()) // First non-zero coefficient among k, m, l_0, l_1, ... is set to 1
            ratio = k;
        else if (¬m.is_zero())
            ratio = m;
        else {
            for (unsigned int i=0; i<get_dim(); i++)
                if (¬l.subs(l.op(1) ≡ i).is_zero()) {
                    ratio = l.subs(l.op(1) ≡ i);
                    break;
                }
        }

        if (¬ratio.is_zero()) {
            k=k÷ratio;
            l=indexed((l.op(0)÷ratio).evalm().normal(), l.op(1));
            m=(m÷ratio).normal();
        }
    }
}

```

Uses `cycle_data` 22d 25c 41c 42a 53a 53b 53c 53d 53e, `ex` 51c, `get_dim()` 34f, `k` 49h, `l` 49h, `m` 49h, `op` 48f, and `subs` 48f.

52c `<cycle_data class 51e>+≡` (51b) `<52b 53a>`

```

return_type_t cycle_data::return_type_tinfo() const
{
    return make_return_type_t<cycle_data>();
}

```

Uses `cycle_data` 22d 25c 41c 42a 53a 53b 53c 53d 53e.

53a `<cycle data class 51e>+≡ (51b) <52c 53b>`

```

int cycle_data::compare_same_type(const basic &other) const
{
    GINAC_ASSERT(is_a<cycle_data>(other));
    return inherited::compare_same_type(other);
}

```

Defines:

`cycle_data`, used in chunks 25d, 45b, 51, 52, 54–57, 61a, 66–69, 72, 78, 80–82, 84c, 86c, 91d, 93c, 94d, 110a, 114b, and 115b.

53b `<cycle data class 51e>+≡ (51b) <53a 53c>`

```

void cycle_data::do_print(const print_dflt & con, unsigned level) const
{
    con.s << "("; \
    k.print(con, level);
    con.s << ", ";
    l.print(con, level);
    con.s << ", ";
    m.print(con, level);
    con.s << ")";
}

```

Defines:

`cycle_data`, used in chunks 25d, 45b, 51, 52, 54–57, 61a, 66–69, 72, 78, 80–82, 84c, 86c, 91d, 93c, 94d, 110a, 114b, and 115b.

Uses `k` 49h, `l` 49h, and `m` 49h.

53c `<cycle data class 51e>+≡ (51b) <53b 53d>`

```

void cycle_data::archive(archive_node &n) const
{
    inherited::archive(n);
    n.add_ex("k-val", k);
    n.add_ex("l-val", l);
    n.add_ex("m-val", m);
}

```

Defines:

`cycle_data`, used in chunks 25d, 45b, 51, 52, 54–57, 61a, 66–69, 72, 78, 80–82, 84c, 86c, 91d, 93c, 94d, 110a, 114b, and 115b.

Uses `archive` 48f, `k` 49h, `l` 49h, and `m` 49h.

53d `<cycle data class 51e>+≡ (51b) <53c 53e>`

```

void cycle_data::read_archive(const archive_node &n, lst &sym_lst)
{
    inherited::read_archive(n, sym_lst);
    n.find_ex("k-val", k, sym_lst);
    n.find_ex("l-val", l, sym_lst);
    n.find_ex("m-val", m, sym_lst);
}

```

Defines:

`cycle_data`, used in chunks 25d, 45b, 51, 52, 54–57, 61a, 66–69, 72, 78, 80–82, 84c, 86c, 91d, 93c, 94d, 110a, 114b, and 115b.

Uses `k` 49h, `l` 49h, `m` 49h, and `read_archive` 48f.

53e `<cycle data class 51e>+≡ (51b) <53d 54a>`

```

GINAC_BIND_UNARCHIVER(cycle_data);

```

Defines:

`cycle_data`, used in chunks 25d, 45b, 51, 52, 54–57, 61a, 66–69, 72, 78, 80–82, 84c, 86c, 91d, 93c, 94d, 110a, 114b, and 115b.

54a `<cycle data class 51e>+≡ (51b) <53e 54b>`

```

ex cycle_data::op(size_t i) const
{
    GINAC_ASSERT(i<nops());
    switch(i) {
    case 0:
        return k;
    case 1:
        return l;
    case 2:
        return m;
    default:
        throw(std::invalid_argument("cycle_data::op(): requested operand out of the range (3)"));
    }
}

```

Uses `cycle_data` 22d 25c 41c 42a 53a 53b 53c 53d 53e, `ex` 51c, `k` 49h, `l` 49h, `m` 49h, `nops` 48f, and `op` 48f.

54b `<cycle data class 51e>+≡ (51b) <54a 54c>`

```

ex & cycle_data::let_op(size_t i)
{
    ensure_if_modifiable();
    GINAC_ASSERT(i<nops());
    switch(i) {
    case 0:
        return k;
    case 1:
        return l;
    case 2:
        return m;
    default:
        throw(std::invalid_argument("cycle_data::let_op(): requested operand out of the range (3)"));
    }
}

```

Uses `cycle_data` 22d 25c 41c 42a 53a 53b 53c 53d 53e, `ex` 51c, `k` 49h, `l` 49h, `m` 49h, and `nops` 48f.

54c `<cycle data class 51e>+≡ (51b) <54b 55a>`

```

ex cycle_data::get_cycle(const ex & metr) const
{
    return cycle(k,l,m,metr);
}

```

Uses `cycle_data` 22d 25c 41c 42a 53a 53b 53c 53d 53e, `ex` 51c, `get_cycle` 34g 34h 96b, `k` 49h, `l` 49h, and `m` 49h.

```

55a <cycle data class 51e>+≡ (51b) <54c 55b>
    bool cycle_data::is_equal(const basic & other, bool projectively) const
    {
        if (not is_a<cycle_data>(other))
            return false;
        const cycle_data o = ex_to<cycle_data>(other);
        ex factor=0, ofactor=0;

        if (projectively) {
            // Check that coefficients are scalar multiples of other
            if (not ((m*o.get_k()-o.get_m()*k).normal().is_zero()))
                return false;
            // Set up coefficients for proportionality
            if (get_k().normal().is_zero()) {
                factor=get_m();
                ofactor=o.get_m();
            } else {
                factor=get_k();
                ofactor=o.get_k();
            }

        } else
            // Check the exact equality of coefficients
            if (not ((get_k()-o.get_k()).normal().is_zero()
                ∧ (get_m()-o.get_m()).normal().is_zero()))
                return false;
    }

```

Uses `cycle_data` 22d 25c 41c 42a 53a 53b 53c 53d 53e, `ex` 51c, `k` 49h, and `m` 49h.

Now we iterate through the coefficients of l .

```

55b <cycle data class 51e>+≡ (51b) <55a 56a>
    for (unsigned int i=0; i<get_dim(); i++)
        if (projectively) {
            // search the the first non-zero coefficient
            if (factor.is_zero()) {
                factor=get_l(i);
                ofactor=o.get_l(i);
            } else
                if (¬ (get_l(i)*ofactor-o.get_l(i)*factor).normal().is_zero())
                    return false;
        } else
            if (¬ (get_l(i)-o.get_l(i)).normal().is_zero())
                return false;

    return true;
}

```

Uses `get_dim()` 34f.

```

56a <cycle data class 51e>+≡ (51b) <55b 56b>
    bool cycle_data::is_almost_equal(const basic & other, bool projectively) const
    {
        if (not is_a<cycle_data>(other))
            return false;
        const cycle_data o = ex_to<cycle_data>(other);
        ex factor=0, ofactor=0;

        if (projectively) {
            // Check that coefficients are scalar multiples of other
            if (¬ (is_less_than_epsilon(m*o.get_k()-o.get_m()*k)))
                return false;
            // Set up coefficients for proportionality
            if (is_less_than_epsilon(get_k())) {
                factor=get_m();
                ofactor=o.get_m();
            } else {
                factor=get_k();
                ofactor=o.get_k();
            }

        } else
            // Check the exact equality of coefficients
            if (¬ (is_less_than_epsilon((get_k()-o.get_k()))
                ∧ is_less_than_epsilon(get_m()-o.get_m())))
                return false;

```

Uses cycle_data 22d 25c 41c 42a 53a 53b 53c 53d 53e, ex 51c, is_almost_equal 113c, is_less_than_epsilon 51d, k 49h, and m 49h.

Now we iterate through the coefficients of l .

```

56b <cycle data class 51e>+≡ (51b) <56a 56c>
    for (unsigned int i=0; i<get_dim(); i++)
        if (projectively) {
            // search the the first non-zero coefficient
            if (factor.is_zero()) {
                factor=get_l(i);
                ofactor=o.get_l(i);
            } else
                if (¬ is_less_than_epsilon(get_l(i)*ofactor-o.get_l(i)*factor))
                    return false;
        } else
            if (¬ is_less_than_epsilon(get_l(i)-o.get_l(i)))
                return false;

    return true;
}

```

Uses get_dim() 34f and is_less_than_epsilon 51d.

```

56c <cycle data class 51e>+≡ (51b) <56b 56d>
    cycle_data cycle_data::subs(const ex & e, unsigned options) const
    {
        return cycle_data(k.subs(e,options),l.subs(e,options),m.subs(e,options),false);
    }

```

Uses cycle_data 22d 25c 41c 42a 53a 53b 53c 53d 53e, ex 51c, k 49h, l 49h, m 49h, and subs 48f.

```

56d <cycle data class 51e>+≡ (51b) <56c 57a>
    ex cycle_data::subs(const exmap & em, unsigned options) const
    {
        return cycle_data(k.subs(em,options),l.subs(em,options),m.subs(em,options),false);
    }

```

Uses cycle_data 22d 25c 41c 42a 53a 53b 53c 53d 53e, ex 51c, k 49h, l 49h, m 49h, and subs 48f.

57a $\langle \text{cycle_data class } 51e \rangle + \equiv$ (51b) $\triangleleft 56d$

```

ex cycle_data::num_normalize() const
{
  if ( $\neg$  (is_a<numeric>(k)  $\wedge$  is_a<numeric>(m)
     $\wedge$  is_a<numeric>(l.op(0).op(0))  $\wedge$  is_a<numeric>(l.op(0).op(1))))
    return cycle_data(k,l,m,true);

  numeric k1=ex_to<numeric>(k),
    m1=ex_to<numeric>(m);
  numeric r=max(abs(k1),abs(m1));
  for (unsigned int i=0; i<get_dim(); ++i)
    r=max(r,abs(ex_to<numeric>(l.op(0).op(i)))));

  if (is_less_than_epsilon(r))
    return cycle_data(k,l,m,true);
  k1 $\div$ =r; k1=(is_less_than_epsilon(k1)?0:k1);
  m1 $\div$ =r; m1=(is_less_than_epsilon(m1)?0:m1);
  lst l0;
  for (unsigned int i=0; i<get_dim(); ++i) {
    numeric li= ex_to<numeric>(l.op(0).op(i)) $\div$ r;
    l0.append(is_less_than_epsilon(li)?0:li);
  }

  return cycle_data(k1,indexed(matrix(1, get_dim(), l0), l.op(1)),m1);
}

```

Uses *cycle_data* 22d 25c 41c 42a 53a 53b 53c 53d 53e, *ex* 51c, *get_dim*() 34f, *is_less_than_epsilon* 51d, *k* 49h, *l* 49h, *m* 49h, *numeric* 21h, and *op* 48f.

F.2. Implementation of *cycle_relation* class.

57b $\langle \text{cycle relation class } 57b \rangle \equiv$ (51b) 57c \triangleright

```

cycle_relation::cycle_relation() : parkey(), parameter()
{
  rel = cycle_orthogonal;
  use_cycle_metric = true;
}

```

Uses *cycle_orthogonal* 33d 109c and *cycle_relation* 39e 44e 45c 58 59 60a 60b 62a 62b.

57c $\langle \text{cycle relation class } 57b \rangle + \equiv$ (51b) $\triangleleft 57b$ 57d \triangleright

```

cycle_relation::cycle_relation(const ex & k, PCR r, bool cm, const ex & p) {
  parkey = k;
  rel = r;
  use_cycle_metric = cm;
  parameter=p;
}

```

Uses *cycle_relation* 39e 44e 45c 58 59 60a 60b 62a 62b, *ex* 51c, *k* 49h, and *PCR* 44d.

57d $\langle \text{cycle relation class } 57b \rangle + \equiv$ (51b) $\triangleleft 57c$ 58 \triangleright

```

return_type_t cycle_relation::return_type_tinfo() const
{
  return make_return_type_t<cycle_relation>();
}

```

Uses *cycle_relation* 39e 44e 45c 58 59 60a 60b 62a 62b.

58 \langle cycle relation class 57b $\rangle + \equiv$ (51b) \triangleleft 57d 59 \triangleright

```

int cycle_relation::compare_same_type(const basic &other) const
{
    GINAC_ASSERT(is_a<cycle_relation>(other));
    return inherited::compare_same_type(other);
    ÷*
const cycle_relation &o = static_cast<const cycle_relation &>(other);
    if ((parkey  $\equiv$  o.parkey)  $\wedge$  (&rel  $\equiv$  &o.rel))
        return 0;
    else if ((parkey < o.parkey)  $\vee$  (&rel < &o.rel))
        return -1;
    else
        return 1;*÷
}

```

Defines:

cycle_relation, used in chunks 37–39, 42b, 44c, 45a, 51a, 57, 61a, 63, 68–70, 78a, 80, 81b, 92d, 93c, and 113–15.

(un)Archiving of **cycle_relation** is not universal. At present it only can handle relations declared in the header file: *cycle_orthogonal*, *cycle_f_orthogonal*, *cycle_adifferent*, *cycle_different* and *cycle_tangent*.

59

```

<cycle relation class 57b>+≡ (51b) <58 60a>
void cycle_relation::archive(archive_node &n) const
{
    inherited::archive(n);
    n.add_ex("cr-parkey", parkey);
    n.add_bool("use_cycle_metric", use_cycle_metric);
    n.add_ex("parameter", parameter);
    ex (*const* ptr)(const ex &, const ex &, const ex &)
        = rel.target<ex(*)>(const ex&, const ex &, const ex&>());
    if (ptr ^ *ptr == cycle_orthogonal)
        n.add_string("relation", "orthogonal");
    else if (ptr ^ *ptr == cycle_f_orthogonal)
        n.add_string("relation", "f_orthogonal");
    else if (ptr ^ *ptr == cycle_different)
        n.add_string("relation", "different");
    else if (ptr ^ *ptr == cycle_adifferent)
        n.add_string("relation", "adifferent");
    else if (ptr ^ *ptr == cycle_tangent)
        n.add_string("relation", "tangent");
    else if (ptr ^ *ptr == cycle_tangent_i)
        n.add_string("relation", "tangent_i");
    else if (ptr ^ *ptr == cycle_tangent_o)
        n.add_string("relation", "tangent_o");
    else if (ptr ^ *ptr == cycle_angle)
        n.add_string("relation", "angle");
    else if (ptr ^ *ptr == steiner_power)
        n.add_string("relation", "steiner_power");
    else if (ptr ^ *ptr == cycle_cross_t_distance)
        n.add_string("relation", "cross_distance");
    else if (ptr ^ *ptr == product_sign)
        n.add_string("relation", "product_sign");
    else if (ptr ^ *ptr == coefficients_are_real)
        n.add_string("relation", "are_real");
    else if (ptr ^ *ptr == cycle_moebius)
        n.add_string("relation", "moebius");
    else if (ptr ^ *ptr == cycle_sl2)
        n.add_string("relation", "sl2");
    else
        throw(std::invalid_argument("cycle_relation::archive(): archiving of this relation is not"
            " implemented"));
}

```

Defines:

`cycle_relation`, used in chunks 37–39, 42b, 44c, 45a, 51a, 57, 61a, 63, 68–70, 78a, 80, 81b, 92d, 93c, and 113–15.

Uses archive 48f, `coefficients_are_real` 34c 112b, `cycle_adifferent` 34a 110a, `cycle_angle` 45e 111d, `cycle_cross_t_distance` 45e 112a, `cycle_different` 33g 111b, `cycle_f_orthogonal` 33e 109d, `cycle_moebius` 46a 112e, `cycle_orthogonal` 33d 109c, `cycle_sl2` 46a 113b, `cycle_tangent` 45e 110c, `cycle_tangent_i` 45e 111a, `cycle_tangent_o` 45e 110d, `ex` 51c, `product_sign` 34b 111c, and `steiner_power` 45e 111e.

60a \langle cycle relation class 57b $\rangle + \equiv$ (51b) \triangleleft 59 60b \triangleright

```

void cycle_relation::read_archive(const archive_node &n, lst &sym_lst)
{
    ex e;
    inherited::read_archive(n, sym_lst);
    n.find_ex("cr-parkey", e, sym_lst);
    if (is_a<symbol>(e))
        parkey=e;
    else
        throw(std::invalid_argument("cycle_relation::read_archive(): read a non-symbol as"
                                   " a parkey from the archive"));
    n.find_ex("parameter", parameter, sym_lst);
    n.find_bool("use_cycle_metric", use_cycle_metric);
    string relation;
    n.find_string("relation", relation);
    if (relation  $\equiv$  "orthogonal")
        rel = cycle_orthogonal;
    else if (relation  $\equiv$  "f_orthogonal")
        rel = cycle_f_orthogonal;
    else if (relation  $\equiv$  "different")
        rel = cycle_different;
    else if (relation  $\equiv$  "adifferent")
        rel = cycle_adifferent;
    else if (relation  $\equiv$  "tangent")
        rel = cycle_tangent;
    else if (relation  $\equiv$  "tangent_i")
        rel = cycle_tangent_i;
    else if (relation  $\equiv$  "tangent_o")
        rel = cycle_tangent_o;
    else if (relation  $\equiv$  "angle")
        rel = cycle_angle;
    else if (relation  $\equiv$  "steiner_power")
        rel = steiner_power;
    else if (relation  $\equiv$  "cross_distance")
        rel = cycle_cross_t_distance;
    else if (relation  $\equiv$  "product_sign")
        rel = product_sign;
    else if (relation  $\equiv$  "are_real")
        rel = coefficients_are_real;
    else if (relation  $\equiv$  "moebius")
        rel = cycle_moebius;
    else if (relation  $\equiv$  "sl2")
        rel = cycle_sl2;
    else
        throw(std::invalid_argument("cycle_relation::read_archive(): archive contains unknown"
                                   " relation"));
}

```

Defines:

cycle_relation, used in chunks 37–39, 42b, 44c, 45a, 51a, 57, 61a, 63, 68–70, 78a, 80, 81b, 92d, 93c, and 113–15.

Uses archive 48f, coefficients_are_real 34c 112b, cycle_adifferent 34a 110a, cycle_angle 45e 111d, cycle_cross_t_distance 45e 112a, cycle_different 33g 111b, cycle_f_orthogonal 33e 109d, cycle_moebius 46a 112e, cycle_orthogonal 33d 109c, cycle_sl2 46a 113b, cycle_tangent 45e 110c, cycle_tangent_i 45e 111a, cycle_tangent_o 45e 110d, ex 51c, product_sign 34b 111c, read_archive 48f, and steiner_power 45e 111e.

60b \langle cycle relation class 57b $\rangle + \equiv$ (51b) \triangleleft 60a 61a \triangleright

```

GINAC_BIND_UNARCHIVER(cycle_relation);

```

Defines:

cycle_relation, used in chunks 37–39, 42b, 44c, 45a, 51a, 57, 61a, 63, 68–70, 78a, 80, 81b, 92d, 93c, and 113–15.

61a $\langle \text{cycle relation class } 57b \rangle + \equiv$ (51b) $\triangleleft 60b \ 61b \triangleright$
ex `cycle_relation::rel_to_parent`(**const** `cycle_data` & *C1*, **const** `ex` & *pmetric*, **const** `ex` & *cmetric*,
const `exhashmap<cycle_node>` & *N*) **const**
{

Uses `cycle_data` 22d 25c 41c 42a 53a 53b 53c 53d 53e, `cycle_node` 42c 44c 67c 68a 68b 68c 69a 69b 69c 70c 71a 71c,
`cycle_relation` 39e 44e 45c 58 59 60a 60b 62a 62b, and `ex` 51c.

First we check if the required key exists in the cycles list. If there is no such key, we return the relation to the calling cycle itself.

61b $\langle \text{cycle relation class } 57b \rangle + \equiv$ (51b) $\triangleleft 61a \ 61c \triangleright$
`exhashmap<cycle_node>::const_iterator` *cnode* = *N.find*(*parkey*);

Uses `cycle_node` 42c 44c 67c 68a 68b 68c 69a 69b 69c 70c 71a 71c.

Otherwise the list of equations is constructed for the found key.

61c $\langle \text{cycle relation class } 57b \rangle + \equiv$ (51b) $\triangleleft 61b \ 62a \triangleright$
lst *res*,
`cycles` = *ex_to*<**lst**>(*cnode* → *second.get_cycle*(*use_cycle_metric?* *cmetric* : *pmetric*));
for (**const auto**& *it* : *cycles*) {
lst *calc* = *ex_to*<**lst**>(*rel*(*C1.get_cycle*(*use_cycle_metric?* *cmetric* : *pmetric*), *ex_to*<**cycle**>(*it*), *parameter*));
for (**const auto**& *it1* : *calc*)
res.append(*it1*);
}
return *res*;
}

Uses `get_cycle` 34g 34h 96b.

62a \langle cycle relation class 57b $\rangle + \equiv$ (51b) \triangleleft 61c 62b \triangleright

```

void cycle_relation::do_print(const print_dft & con, unsigned level) const
{
    con.s << parkey << (use_cycle_metric? "|" : "/");
    ex (*const* ptr)(const &ex, const ex &, const ex &)
        = rel.target<ex>(const ex&, const ex &, const ex &)>();
    if (ptr & *ptr  $\equiv$  cycle_orthogonal)
        con.s << "o";
    else if (ptr & *ptr  $\equiv$  cycle_f_orthogonal)
        con.s << "f";
    else if (ptr & *ptr  $\equiv$  cycle_different)
        con.s << "d";
    else if (ptr & *ptr  $\equiv$  cycle_adifferent)
        con.s << "ad";
    else if (ptr & *ptr  $\equiv$  cycle_tangent)
        con.s << "t";
    else if (ptr & *ptr  $\equiv$  cycle_tangent_i)
        con.s << "ti";
    else if (ptr & *ptr  $\equiv$  cycle_tangent_o)
        con.s << "to";
    else if (ptr & *ptr  $\equiv$  steiner_power)
        con.s << "s";
    else if (ptr & *ptr  $\equiv$  cycle_angle)
        con.s << "a";
    else if (ptr & *ptr  $\equiv$  cycle_cross_t_distance)
        con.s << "c";
    else if (ptr & *ptr  $\equiv$  product_sign)
        con.s << "p";
    else if (ptr & *ptr  $\equiv$  coefficients_are_real)
        con.s << "r";
    else if (ptr & *ptr  $\equiv$  cycle_moebius)
        con.s << "m";
    else if (ptr & *ptr  $\equiv$  cycle_sl2)
        con.s << "l";
    else
        con.s << "u"; // unknown type of relations
    if ( $\neg$  parameter.is_zero())
        con.s << "[" << parameter << "];"
}

```

Defines:

cycle_relation, used in chunks 37–39, 42b, 44c, 45a, 51a, 57, 61a, 63, 68–70, 78a, 80, 81b, 92d, 93c, and 113–15.

Uses coefficients_are_real 34c 112b, cycle_adifferent 34a 110a, cycle_angle 45e 111d, cycle_cross_t_distance 45e 112a, cycle_different 33g 111b, cycle_f_orthogonal 33e 109d, cycle_moebius 46a 112e, cycle_orthogonal 33d 109c, cycle_sl2 46a 113b, cycle_tangent 45e 110c, cycle_tangent_i 45e 111a, cycle_tangent_o 45e 110d, ex 51c, l 49h, m 49h, product_sign 34b 111c, and steiner_power 45e 111e.

62b \langle cycle relation class 57b $\rangle + \equiv$ (51b) \triangleleft 62a 63a \triangleright

```

void cycle_relation::do_print_tree(const print_tree & con, unsigned level) const
{
    // inherited::do_print_tree(con,level);
    parkey.print(con,level+con.delta_indent);
    // con.s << std::string(level+con.delta_indent, ' ') << (int)rel << endl;
}

```

Defines:

cycle_relation, used in chunks 37–39, 42b, 44c, 45a, 51a, 57, 61a, 63, 68–70, 78a, 80, 81b, 92d, 93c, and 113–15.

63a \langle cycle relation class 57b $\rangle + \equiv$ (51b) \triangleleft 62b 63b \triangleright

```

ex cycle_relation::op(size_t i) const
{
    GINAC_ASSERT(i < nops());
    switch(i) {
    case 0:
        return parkey;
    case 1:
        return parameter;
    default:
        throw(std::invalid_argument("cycle_relation::op(): requested operand out of the range (1)"));
    }
}

```

Uses cycle_relation 39e 44e 45c 58 59 60a 60b 62a 62b, ex 51c, nops 48f, and op 48f.

63b \langle cycle relation class 57b $\rangle + \equiv$ (51b) \triangleleft 63a

```

ex & cycle_relation::let_op(size_t i)
{
    ensure_if_modifiable();
    GINAC_ASSERT(i < nops());
    switch(i) {
    case 0:
        return parkey;
    case 1:
        return parameter;
    default:
        throw(std::invalid_argument("cycle_relation::let_op(): requested operand out of the range (1)"));
    }
}

```

Uses cycle_relation 39e 44e 45c 58 59 60a 60b 62a 62b, ex 51c, and nops 48f.

F.3. Implementation of subfigure class.

63c \langle subfigure class 63c $\rangle \equiv$ (51b) 63d \triangleright

```

subfigure::subfigure() : inherited()
{
}

```

Uses subfigure 39f 47a 47c 64a 64b 64c 64d 64e.

63d \langle subfigure class 63c $\rangle + \equiv$ (51b) \triangleleft 63c 63e \triangleright

```

subfigure::subfigure(const ex & F, const ex & l) {
    parlist = ex_to<lst>(l);
    subf = F;
}

```

Uses ex 51c, l 49h, and subfigure 39f 47a 47c 64a 64b 64c 64d 64e.

63e \langle subfigure class 63c $\rangle + \equiv$ (51b) \triangleleft 63d 64a \triangleright

```

return_type_t subfigure::return_type_tinfo() const
{
    return make_return_type_t<subfigure>();
}

```

Uses subfigure 39f 47a 47c 64a 64b 64c 64d 64e.

64a `<subfigure class 63c>+≡` (51b) <63e 64b>

```

int subfigure::compare_same_type(const basic &other) const
{
    GINAC_ASSERT(is_a<subfigure>(other));
    return inherited::compare_same_type(other);
}

```

Defines:

subfigure, used in chunks 42d, 51a, 63, 65a, 68e, 69a, 81c, and 94.

(un)Archiving of **subfigure** is not universal. At present it only can handle relations declared in the header file: *cycle_orthogonal* and *cycle_f_orthogonal*.

64b `<subfigure class 63c>+≡` (51b) <64a 64c>

```

void subfigure::archive(archive_node &n) const
{
    inherited::archive(n);
    n.add_ex("parlist", ex_to<lst>(parlist));
    n.add_ex("subf", ex_to<figure>(subf));
}

```

Defines:

subfigure, used in chunks 42d, 51a, 63, 65a, 68e, 69a, 81c, and 94.

Uses **archive** 48f and **figure** 15d 22a 31a 31c 37d 47d 49c 72a 77b 79b 79c 82b 83c 95c 96c 97a 98a 100a 100c 102b 103b 103c 105b 106a 106c.

64c `<subfigure class 63c>+≡` (51b) <64b 64d>

```

void subfigure::read_archive(const archive_node &n, lst &sym_lst)
{
    ex e;
    inherited::read_archive(n, sym_lst);
    n.find_ex("parlist", e, sym_lst);
    if (is_a<lst>(e))
        parlist=ex_to<lst>(e);
    else
        throw(std::invalid_argument("subfigure::read_archive(): read a non-lst as a parlist from"
            " the archive"));
    n.find_ex("subf", e, sym_lst);
    if (is_a<figure>(e))
        subf=ex_to<figure>(e);
    else
        throw(std::invalid_argument("subfigure::read_archive(): read a non-figure as a subf from"
            " the archive"));
}

```

Defines:

subfigure, used in chunks 42d, 51a, 63, 65a, 68e, 69a, 81c, and 94.

Uses **archive** 48f, **ex** 51c, **figure** 15d 22a 31a 31c 37d 47d 49c 72a 77b 79b 79c 82b 83c 95c 96c 97a 98a 100a 100c 102b 103b 103c 105b 106a 106c, and **read_archive** 48f.

64d `<subfigure class 63c>+≡` (51b) <64c 64e>

```

    GINAC_BIND_UNARCHIVER(subfigure);

```

Defines:

subfigure, used in chunks 42d, 51a, 63, 65a, 68e, 69a, 81c, and 94.

64e `<subfigure class 63c>+≡` (51b) <64d 65a>

```

void subfigure::do_print(const print_dflt &con, unsigned level) const
{
    con.s << "subfig( " ;
    parlist.print(con, level+1);
    //      subf.print(con, level+1);
    con.s << ")" ;
}

```

Defines:

subfigure, used in chunks 42d, 51a, 63, 65a, 68e, 69a, 81c, and 94.

65a `<subfigure class 63c>+≡ (51b) <64e`
`inline ex subfigure::subs(const exmap & em, unsigned options) const {`
`return subfigure(subf.subs(em,options | do_not_update_subfigure), parlist);`
`}`

Uses `do_not_update_subfigure 50c`, `ex 51c`, `subfigure 39f 47a 47c 64a 64b 64c 64d 64e`, and `subs 48f`.

F.4. Implementation of `cycle_node` class. Default constructor.

65b `<cycle node class 65b>≡ (51b) 65c▷`
`cycle_node::cycle_node()`
`{`
`generation=0;`
`}`

Uses `cycle_node 42c 44c 67c 68a 68b 68c 69a 69b 69c 70c 71a 71c`.

Create a `cycle_node` out of `cycle` or `cycle_node`.

65c `<cycle node class 65b>+≡ (51b) <65b 65e▷`
`cycle_node::cycle_node(const ex & C, int g)`
`{`
`generation=g;`
`<set cycle data to the node 65d>`
`}`

Uses `cycle_node 42c 44c 67c 68a 68b 68c 69a 69b 69c 70c 71a 71c` and `ex 51c`.

We use this check to initialise or change cycle info of the node.

65d `<set cycle data to the node 65d>≡ (65c)`
`if (is_a<cycle_node>(C)) {`
`cycles=ex_to<lst>(ex_to<cycle_node>(C).get_cycles());`
`generation = ex_to<cycle_node>(C).get_generation();`
`children = ex_to<cycle_node>(C).get_children();`
`parents = ex_to<cycle_node>(C).get_parents();`
`} else`
`<check cycles is valid 66a>`

Uses `cycle_node 42c 44c 67c 68a 68b 68c 69a 69b 69c 70c 71a 71c` and `get_generation 35a`.

65e `<cycle node class 65b>+≡ (51b) <65c 66c▷`
`cycle_node::cycle_node(const ex & C, int g, const lst & par)`
`{`
`generation=g;`
`<check cycles is valid 66a>`
`<check parents is valid 66b>`
`}`

Uses `cycle_node 42c 44c 67c 68a 68b 68c 69a 69b 69c 70c 71a 71c` and `ex 51c`.

```

66a  <check cycles is valid 66a>≡ (65 66 68a)
      if (is_a<lst>(C)) {
        for (const auto& it : ex_to<lst>(C))
          if ( is_a<cycle_data>(it) ∨ is_a<cycle>(it))
            cycles.append(cycle_data(it));
        else
          throw(std::invalid_argument("cycle_node::cycle_node(): "
                                     "the parameter is list of something which is not"
                                     " cycle_data"));
      } else if (is_a<cycle_data>(C)) {
        cycles = lst{C};
      } else if (is_a<cycle>(C)) {
        cycles=lst{cycle_data(ex_to<cycle>(C).get_k(), ex_to<cycle>(C).get_l(),
                        ex_to<cycle>(C).get_m()));
      } else
        throw(std::invalid_argument("cycle_node::cycle_node(): "
                                     "the first parameters must be either cycle, cycle_data,"
                                     " cycle_node or list of cycle_data"));

```

Uses `cycle_data` 22d 25c 41c 42a 53a 53b 53c 53d 53e and `cycle_node` 42c 44c 67c 68a 68b 68c 69a 69b 69c 70c 71a 71c.

```

66b  <check parents is valid 66b>≡ (65 66)
      GINAC_ASSERT(is_a<lst>(par));
      parents = ex_to<lst>(par);

```

```

66c  <cycle node class 65b>+≡ (51b) <65e 66d>
      cycle_node::cycle_node(const ex & C, int g, const lst & par, const lst & ch)
      {
        generation=g;
        children=ch;
        <check cycles is valid 66a>
        <check parents is valid 66b>
      }

```

Uses `cycle_node` 42c 44c 67c 68a 68b 68c 69a 69b 69c 70c 71a 71c and `ex` 51c.

```

66d  <cycle node class 65b>+≡ (51b) <66c 66e>
      cycle_node::cycle_node(const ex & C, int g, const lst & par, const lst & ch, string ca)
      {
        generation=g;
        children=ch;
        custom_asy=ca;
        <check cycles is valid 66a>
        <check parents is valid 66b>
      }

```

Uses `cycle_node` 42c 44c 67c 68a 68b 68c 69a 69b 69c 70c 71a 71c and `ex` 51c.

```

66e  <cycle node class 65b>+≡ (51b) <66d 67a>
      return_type_t cycle_node::return_type_tinfo() const
      {
        return make_return_type_t<cycle_node>();
      }

```

Uses `cycle_node` 42c 44c 67c 68a 68b 68c 69a 69b 69c 70c 71a 71c.

67a `<cycle node class 65b>+≡` (51b) `<66e 67b>`

```

ex cycle_node::op(size_t i) const
{
    GINAC_ASSERT(i<nops());
    size_t ncy=cycles.nops(), nchil=children.nops(), npar=parents.nops();
    if ( i < ncy)
        return cycles.op(i);
    else if ( i < ncy + nchil)
        return children.op(i-ncy);
    else if ( i < ncy + nchil + npar)
        return parents.op(i-ncy-nchil);
    else
        throw(std::invalid_argument("cycle_node::op(): requested operand out of the range"));
}

```

Uses `cycle_node` 42c 44c 67c 68a 68b 68c 69a 69b 69c 70c 71a 71c, `ex` 51c, `nops` 48f, and `op` 48f.

67b `<cycle node class 65b>+≡` (51b) `<67a 67c>`

```

ex & cycle_node::let_op(size_t i)
{
    ensure_if_modifiable();
    GINAC_ASSERT(i<nops());
    size_t ncy=cycles.nops(), nchil=children.nops(), npar=parents.nops();
    if ( i < ncy)
        return cycles.let_op(i);
    else if ( i < ncy + nchil)
        return children.let_op(i-ncy);
    else if ( i < ncy + nchil + npar)
        return parents.let_op(i-ncy-nchil);
    else
        throw(std::invalid_argument("cycle_node::let_op(): requested operand out of the range"));
}

```

Uses `cycle_node` 42c 44c 67c 68a 68b 68c 69a 69b 69c 70c 71a 71c, `ex` 51c, and `nops` 48f.

67c `<cycle node class 65b>+≡` (51b) `<67b 67d>`

```

int cycle_node::compare_same_type(const basic &other) const
{
    GINAC_ASSERT(is_a<cycle_node>(other));
    return inherited::compare_same_type(other);
}

```

Defines:

`cycle_node`, used in chunks 31c, 35a, 43–45, 47–49, 51a, 61, 65–68, 70, 72, 73c, 76a, 78, 80c, 81c, 95, 96b, 103–105, and 107b.

If neither of parameters has multiply values we return a cycle.

67d `<cycle node class 65b>+≡` (51b) `<67c 68a>`

```

ex cycle_node::get_cycle(const ex &metr) const
{
    lst res;
    for (const auto& it : cycles)
        res.append(ex.to<cycle_data>(it).get_cycle(metr));
    return res;
}

```

Uses `cycle_data` 22d 25c 41c 42a 53a 53b 53c 53d 53e, `cycle_node` 42c 44c 67c 68a 68b 68c 69a 69b 69c 70c 71a 71c, `ex` 51c, and `get_cycle` 34g 34h 96b.

68a \langle cycle node class 65b $\rangle + \equiv$ (51b) \triangleleft 67d 68b \triangleright

```

void cycle_node::set_cycles(const ex & C)
{
    cycles.remove_all();
     $\langle$ check cycles is valid 66a $\rangle$ 
}

```

Defines:

`cycle_node`, used in chunks 31c, 35a, 43–45, 47–49, 51a, 61, 65–68, 70, 72, 73c, 76a, 78, 80c, 81c, 95, 96b, 103–105, and 107b.

Uses `ex` 51c.

68b \langle cycle node class 65b $\rangle + \equiv$ (51b) \triangleleft 68a 68c \triangleright

```

void cycle_node::append_cycle(const ex & k, const ex & l, const ex & m)
{
    cycles.append(cycle_data(k,l,m));
}

```

Defines:

`cycle_node`, used in chunks 31c, 35a, 43–45, 47–49, 51a, 61, 65–68, 70, 72, 73c, 76a, 78, 80c, 81c, 95, 96b, 103–105, and 107b.

Uses `cycle_data` 22d 25c 41c 42a 53a 53b 53c 53d 53e, `ex` 51c, `k` 49h, `l` 49h, and `m` 49h.

68c \langle cycle node class 65b $\rangle + \equiv$ (51b) \triangleleft 68b 68d \triangleright

```

void cycle_node::append_cycle(const ex & C)
{
    if (is_a<cycle>(C))
        cycles.append(cycle_data(ex_to<cycle>(C).get_k(), ex_to<cycle>(C).get_l(),
                               ex_to<cycle>(C).get_m()));
    else if (is_a<cycle_data>(C))
        cycles.append(ex_to<cycle_data>(C));
    else
        throw(std::invalid_argument("cycle_node::append_cycle(const ex &): the parameter must be"
                                " either cycle or cycle.data"));
}

```

Defines:

`cycle_node`, used in chunks 31c, 35a, 43–45, 47–49, 51a, 61, 65–68, 70, 72, 73c, 76a, 78, 80c, 81c, 95, 96b, 103–105, and 107b.

Uses `cycle_data` 22d 25c 41c 42a 53a 53b 53c 53d 53e and `ex` 51c.

Return the list of parents—either *cycle_relations* or *subfigure*

68d \langle cycle node class 65b $\rangle + \equiv$ (51b) \triangleleft 68c 68e \triangleright

```

lst cycle_node::get_parents() const
{
    return parents;
}

```

Uses `cycle_node` 42c 44c 67c 68a 68b 68c 69a 69b 69c 70c 71a 71c.

The method returns the list of all keys to parant cycles.

68e \langle cycle node class 65b $\rangle + \equiv$ (51b) \triangleleft 68d 69a \triangleright

```

lst cycle_node::get_parent_keys() const
{
    lst pkeys;
    if ( (parents.nops()  $\equiv$  1)  $\wedge$  (is_a<subfigure>(parents.op(0))) ) {
        pkeys=ex_to<lst>(ex_to<subfigure>(i)parents.op(0)).get_parlist();
    } else {
        for (const auto& it : parents)
            pkeys.append(ex_to<cycle_relation>(it).get_parkey());
    }
    return pkeys;
}

```

Uses `cycle_node` 42c 44c 67c 68a 68b 68c 69a 69b 69c 70c 71a 71c, `cycle_relation` 39e 44e 45c 58 59 60a 60b 62a 62b, `nops` 48f, `op` 48f, and `subfigure` 39f 47a 47c 64a 64b 64c 64d 64e.

69a `<cycle node class 65b>+≡ (51b) <68e 69b>`

```

void cycle_node::do_print(const print_dflt & con, unsigned level) const
{
    con.s << '{';
    for (const auto& it : cycles) {
        ex_to<cycle_data>(it).do_print(con, level);
        con.s << ", ";
    }
    con.s << generation << '}' << " --> (";
    // list all children
    for (lst::const_iterator it = children.begin(); it ≠ children.end();) {
        con.s << (*it);
        ++it;
        if (it ≠ children.end())
            con.s << ", ";
    }

    // list all parents
    con.s << ")"; <-- (";
    if (generation > 0 ∨ FIGURE_DEBUG)
        for (lst::const_iterator it = parents.begin(); it ≠ parents.end();) {
            if (is_a<cycle_relation>(*it))
                ex_to<cycle_relation>(*it).do_print(con, level);
            else if (is_a<subfigure>(*it))
                ex_to<subfigure>(*it).do_print(con, level);
            ++it;
            if (it ≠ parents.end())
                con.s << ", ";
        }
    con.s << ")" << endl;
}

```

Defines:

`cycle_node`, used in chunks 31c, 35a, 43–45, 47–49, 51a, 61, 65–68, 70, 72, 73c, 76a, 78, 80c, 81c, 95, 96b, 103–105, and 107b.

Uses `cycle_data` 22d 25c 41c 42a 53a 53b 53c 53d 53e, `cycle_relation` 39e 44e 45c 58 59 60a 60b 62a 62b, `FIGURE_DEBUG` 50d, and `subfigure` 39f 47a 47c 64a 64b 64c 64d 64e.

69b `<cycle node class 65b>+≡ (51b) <69a 69c>`

```

void cycle_node::do_print_tree(const print_tree & con, unsigned level) const
{
    for (const auto& it : cycles)
        it.print(con, level);
    con.s << std::string(level+con.delta_indent, ' ') << "generation: " << generation << endl;
    con.s << std::string(level+con.delta_indent, ' ') << "children" << endl;
    children.print(con, level+2*con.delta_indent);
    con.s << std::string(level+con.delta_indent, ' ') << "parents" << endl;
    parents.print(con, level+2*con.delta_indent);
}

```

Defines:

`cycle_node`, used in chunks 31c, 35a, 43–45, 47–49, 51a, 61, 65–68, 70, 72, 73c, 76a, 78, 80c, 81c, 95, 96b, 103–105, and 107b.

69c `<cycle node class 65b>+≡ (51b) <69b 70a>`

```

void cycle_node::remove_child(const ex & other)
{
    lst nchildren;
    for (const auto& it : children)
        if (it ≠ other)
            nchildren.append(it);
    children=nchildren;
}

```

Defines:

`cycle_node`, used in chunks 31c, 35a, 43–45, 47–49, 51a, 61, 65–68, 70, 72, 73c, 76a, 78, 80c, 81c, 95, 96b, 103–105, and 107b.

Uses `ex` 51c.

70a `<cycle node class 65b>+≡ (51b) <69c 70b>`

```

cycle_node cycle_node::subs(const ex & e, unsigned options) const
{
    exmap em;
    if (e.info(info_flags::list)) {
        lst l = ex_to<lst>(e);
        for (const auto& i : l)
            em.insert(std::make_pair(i.op(0), i.op(1)));
    } else if (is_a<relational>(e)) {
        em.insert(std::make_pair(e.op(0), e.op(1)));
    } else
        throw(std::invalid_argument("cycle::subs(): the parameter should be a relational or a lst"));

    return ex_to<cycle_node>(subs(em, options));
}

```

Uses `cycle_node` 42c 44c 67c 68a 68b 68c 69a 69b 69c 70c 71a 71c, `ex` 51c, `info` 48f, `l` 49h, `op` 48f, and `subs` 48f.

70b `<cycle node class 65b>+≡ (51b) <70a 70c>`

```

ex cycle_node::subs(const exmap & em, unsigned options) const
{
    return cycle_node(cycles.subs(em, options), generation, ex_to<lst>(parents.subs(em, options)), children, custom_asy);
}

```

Uses `cycle_node` 42c 44c 67c 68a 68b 68c 69a 69b 69c 70c 71a 71c, `ex` 51c, and `subs` 48f.

70c `<cycle node class 65b>+≡ (51b) <70b 70d>`

```

void cycle_node::archive(archive_node &n) const
{
    n.inherited::archive(n);
    n.add_ex("cycles", cycles);
    n.add_unsigned("children_size", children.nops());
    if (children.nops()>0)
        for (const auto& it : children)
            n.add_ex("chil", it);

    n.add_unsigned("parent_size", parents.nops());
    if (parents.nops()>0) {
        n.add_bool("has_subfigure", false);
        for (const auto& it : parents)
            n.add_ex("par", ex_to<cycle_relation>(it));
    }
}

```

Defines:

`cycle_node`, used in chunks 31c, 35a, 43–45, 47–49, 51a, 61, 65–68, 70, 72, 73c, 76a, 78, 80c, 81c, 95, 96b, 103–105, and 107b.

Uses `archive` 48f, `cycle_relation` 39e 44e 45c 58 59 60a 60b 62a 62b, and `nops` 48f.

storing the generation with its sign.

70d `<cycle node class 65b>+≡ (51b) <70c 71a>`

```

bool neg_generation=(generation<0);
n.add_bool("neg_generation", neg_generation);
if (neg_generation)
    n.add_unsigned("abs_generation", -generation);
else
    n.add_unsigned("abs_generation", generation);
}

```

```

71a <cycle node class 65b>+≡ (51b) <70d 71b>
void cycle_node::read_archive(const archive_node &n, lst &sym_lst)
{
    inherited::read_archive(n, sym_lst);
    ex e;
    n.find_ex("cycles", e, sym_lst);
    cycles=ex_to<lst>(e);
    ex ch, par;
    unsigned int c_size;
    n.find_unsigned("children_size", c_size);

    if (c_size>0) {
        archive_node::archive_node_cit first = n.find_first("chil");
        archive_node::archive_node_cit last = n.find_last("chil");
        ++last;
        for (archive_node::archive_node_cit i=first; i ≠ last; ++i) {
            ex e;
            n.find_ex_by_loc(i, e, sym_lst);
            children.append(e);
        }
    }

    unsigned int p_size;
    n.find_unsigned("parent_size", p_size);

    if (p_size>0) {
        archive_node::archive_node_cit first = n.find_first("par");
        archive_node::archive_node_cit last = n.find_last("par");
        ++last;
        for (archive_node::archive_node_cit i=first; i ≠ last; ++i) {
            ex e;
            n.find_ex_by_loc(i, e, sym_lst);
            parents.append(e);
        }
    }
}

```

Defines:

`cycle_node`, used in chunks 31c, 35a, 43–45, 47–49, 51a, 61, 65–68, 70, 72, 73c, 76a, 78, 80c, 81c, 95, 96b, 103–105, and 107b.
 Uses `ex` 51c and `read_archive` 48f.

restoring the generation with its sign

```

71b <cycle node class 65b>+≡ (51b) <71a 71c>
bool neg_generation;
n.find_bool("neg_generation", neg_generation);
unsigned int abs_generation;
n.find_unsigned("abs_generation", abs_generation);
if (neg_generation)
    generation = -abs_generation;
else
    generation = abs_generation;
}

```

```

71c <cycle node class 65b>+≡ (51b) <71b>
GINAC_BIND_UNARCHIVER(cycle_node);

```

Defines:

`cycle_node`, used in chunks 31c, 35a, 43–45, 47–49, 51a, 61, 65–68, 70, 72, 73c, 76a, 78, 80c, 81c, 95, 96b, 103–105, and 107b.

F.5. Implementation of figure class. Since this is the main class of the library, its implementation is most evolved.

F.5.1. **figure constructors.** We create a figure with two initial objects: the cycle at infinity and the real line.

72a `<figure class 72a>≡` (51b) 72e▷

```

figure::figure() : inherited(), k(realsymbol("k")), m(realsymbol("m")), l()
{
    l.append(realsymbol("l0"));
    l.append(realsymbol("l1"));
    infinity=symbol("infty","\\infty");
    real_line=symbol("R","\\mathbf{R}");
    point_metric = clifford_unit(varidx(real_line, 2), indexed-(new tensdelta)→setflag(status_flags::dynallocated),
                                sy-symm(), varidx(symbol("i"), 2), varidx(symbol("j"), 2)));
    cycle_metric = clifford_unit(varidx(real_line, 2), indexed-(new tensdelta)→setflag(status_flags::dynallocated),
                                sy-symm(), varidx(symbol("ic"), 2), varidx(symbol("jc"), 2)));

    <set the infinity 72c>
    <set the real line 72d>
}

```

Defines:

figure, used in chunks 15, 16, 18a, 20–22, 26f, 27c, 29a, 36, 44, 45c, 47, 48f, 50c, 51a, 64, 72–81, 83, 84, 92c, 94–97, 103–108, and 114b.
 Uses *cycle_metric* 49e, *infinity* 49d, *k* 49h, *l* 49h, *m* 49h, *point_metric* 49e, *real_line* 49d, and *realsymbol* 26g.

Dimension of the figure is taken and the respective vector is created.

72b `<initialise the dimension and vector 72b>≡` (72c 75g)

```

unsigned int dim=ex.to<numeric>(get_dim()).to_int();
lst l0;
for(unsigned int i=0; i<dim; ++i)
    l0.append(0);

```

Uses *get_dim*() 34f and *numeric* 21h.

72c `<set the infinity 72c>≡` (72a 75g 96c)

```

<initialise the dimension and vector 72b>
nodes[infinity] = cycle_node(cycle_data(numeric(0),indexed(matrix(1, dim, l0),
                                varidx(infinity, dim)),numeric(1)),INFINITY_GEN);

```

Uses *cycle_data* 22d 25c 41c 42a 53a 53b 53c 53d 53e, *cycle_node* 42c 44c 67c 68a 68b 68c 69a 69b 69c 70c 71a 71c, *infinity* 49d, *INFINITY_GEN* 41b 41b, *nodes* 49f, and *numeric* 21h.

72d `<set the real line 72d>≡` (72a 75g 96c)

```

l0.remove_last();
l0.append(1);
nodes[real_line] = cycle_node(cycle_data(numeric(0),indexed(matrix(1, dim, l0),
                                varidx(real_line, dim)),numeric(0)),REAL_LINE_GEN);

```

Uses *cycle_data* 22d 25c 41c 42a 53a 53b 53c 53d 53e, *cycle_node* 42c 44c 67c 68a 68b 68c 69a 69b 69c 70c 71a 71c, *nodes* 49f, *numeric* 21h, *real_line* 49d, and *REAL_LINE_GEN* 41b 41b.

This constructor may be called with several different inputs.

72e `<figure class 72a>+≡` (51b) <72a 73c▷

```

figure::figure(const ex & Mp, const ex & Mc) : inherited(), k(realsymbol("k")), m(realsymbol("m")), l()
{
    infinity=symbol("infty","\\infty");
    real_line=symbol("R","\\mathbf{R}");
    bool inf_missing=true, R_missing=true;
    <set point metric in figure 73a>
}

```

Uses *ex* 51c, **figure** 15d 22a 31a 31c 37d 47d 49c 72a 77b 79b 79c 82b 83c 95c 96c 97a 98a 100a 100c 102b 103b 103c 105b 106a 106c, *infinity* 49d, *k* 49h, *l* 49h, *m* 49h, *real_line* 49d, and *realsymbol* 26g.

Below are various parameters which can define a metric in the same way as it used to create a *cliffordunit* object in GiNaC.

73a

```

<set point metric in figure 73a>≡ (72e 95c) 73b>
  if (is_a<clifford>(Mp)) {
    point_metric = clifford_unit(varidx(real_line,
                                         ex_to<idx>(ex_to<clifford>(Mp).get_metric().op(1)).get_dim()),
                                ex_to<clifford>(Mp).get_metric());
  } else if (is_a<matrix>(Mp)) {
    ex D;
    if (ex_to<matrix>(Mp).rows() ≡ ex_to<matrix>(Mp).cols())
      D=ex_to<matrix>(Mp).rows();
    else
      throw(std::invalid_argument("figure::figure(const ex &, const ex &):"
                                   " only square matrices are admitted as point metric"));
    point_metric = clifford_unit(varidx(real_line, D), indexed(Mp, sy_symm()), varidx(symbol("i"), D), varidx(symbol("j")
  } else if (is_a<indexed>(Mp)) {
    point_metric = clifford_unit(varidx(real_line, ex_to<idx>(Mp.op(1)).get_dim()), Mp);

```

Uses ex 51c, figure 15d 22a 31a 31c 37d 47d 49c 72a 77b 79b 79c 82b 83c 95c 96c 97a 98a 100a 100c 102b 103b 103c 105b 106a 106c, get_dim() 34f, op 48f, point_metric 49e, and real_line 49d.

If a *lst* is supplied we use as the signature of metric, entries *Mp* as the diagonal elements of the matrix.

73b

```

<set point metric in figure 73a>+≡ (72e 95c) <73a
  } else if (is_a<lst>(Mp)) {
    point_metric=clifford_unit(varidx(real_line, Mp.nops()), indexed(diag_matrix(ex_to<lst>(Mp)), sy_symm(),
                                                                    varidx(symbol("i"), Mp.nops()), varidx(symbol("j"), Mp.nops())));
  }

```

Uses nops 48f, point_metric 49e, and real_line 49d.

If *Mp* is a figure we effectively copy it.

73c

```

<figure class 72a>+≡ (51b) <72e 74a>
  else if (is_a<figure>(Mp)) {
    point_metric = ex_to<figure>(Mp).get_point_metric();
    cycle_metric = ex_to<figure>(Mp).get_cycle_metric();
    exhashmap<cycle_node> nnodes = ex_to<figure>(Mp).get_nodes();
    for (const auto& x: nnodes) {
      nodes[x.first]=x.second;
      <identify infinity and real line 73d>
    }

```

Uses cycle_metric 49e, cycle_node 42c 44c 67c 68a 68b 68c 69a 69b 69c 70c 71a 71c, figure 15d 22a 31a 31c 37d 47d 49c 72a 77b 79b 79c 82b 83c 95c 96c 97a 98a 100a 100c 102b 103b 103c 105b 106a 106c, get_cycle_metric 34e, get_point_metric 18b 34e, nodes 49f, and point_metric 49e.

We need to set *real_line* and *infinity* accordingly.

73d

```

<identify infinity and real line 73d>≡ (73c 76b)
  if (x.second.get_generation() ≡ REAL_LINE_GEN) {
    real_line = x.first;
    R_missing=false;
  }
  else if (x.second.get_generation() ≡ INFINITY_GEN) {
    infinity = x.first;
    inf_missing=false;
  }

```

Uses get_generation 35a, infinity 49d, INFINITY_GEN 41b 41b, real_line 49d, and REAL_LINE_GEN 41b 41b.

For an unknown type parameter we throw an exception.

```

74a <figure class 72a>+≡ (51b) <73c 75a>
    } else
        throw(std::invalid_argument("figure::figure(const ex &, const ex &):"
            " the first parameter shall be a figure, a lst, "
            " a metric (can be either tensor, matrix,"
            " Clifford unit or indexed by two indices) ");
    <set cycle metric in figure 74b>

```

Uses `ex 51c` and `figure 15d 22a 31a 31c 37d 47d 49c 72a 77b 79b 79c 82b 83c 95c 96c 97a 98a 100a 100c 102b 103b 103c 105b 106a 106c`.

If a metric is not supplied or is zero then we clone the point space metric by the rule defined in equation (14).

```

74b <set cycle metric in figure 74b>≡ (74a 95c) 74c>
    if (Mc.is_zero()) {
        ex D=get_dim();
        if (is_a<numeric>(D)) {
            lst l0;
            for(int i=0; i< ex.to<numeric>(D).to_int(); ++i)
                l0.append(-jump_fnct(-ex.to<clifford>(point_metric).get_metric(idx(i,D),idx(i,D))));
            cycle_metric = clifford_unit(varidx(real_line, D), indexed(diag_matrix(l0), sy_symm(),
                varidx(symbol("ic"), D), varidx(symbol("jc"), D)));

```

Uses `cycle_metric 49e`, `ex 51c`, `get_dim() 34f`, `numeric 21h`, `point_metric 49e`, and `real_line 49d`.

If dimensionality is not integer, then the point metric is copied.

```

74c <set cycle metric in figure 74b>+≡ (74a 95c) <74b 74d>
    } else
        cycle_metric = clifford_unit(varidx(real_line, D), indexed(point_metric.op(0), sy_symm(),
            varidx(symbol("ic"), D), varidx(symbol("jc"), D)));

```

Uses `cycle_metric 49e`, `op 48f`, `point_metric 49e`, and `real_line 49d`.

If the metric is supplied, we repeat the same procedure to set-up the metric of the cycle space as was done for point space.

```

74d <set cycle metric in figure 74b>+≡ (74a 95c) <74c 74e>
    } else if (is_a<clifford>(Mc)) {
        cycle_metric = clifford_unit(varidx(real_line,
            ex.to<idx>(ex.to<clifford>(Mc).get_metric().op(1)).get_dim()),
            ex.to<clifford>(Mc).get_metric());
    } else if (is_a<matrix>(Mc)) {
        if (ex.to<matrix>(Mp).rows() != ex.to<matrix>(Mp).cols())
            throw(std::invalid_argument("figure::figure(const ex &, const ex &):"
                " only square matrices are admitted as cycle metric"));
        cycle_metric = clifford_unit(varidx(real_line, get_dim()), indexed(Mc, sy_symm(), varidx(symbol("ic"),
            get_dim()), varidx(symbol("jc"), get_dim())));

```

Uses `cycle_metric 49e`, `ex 51c`, `figure 15d 22a 31a 31c 37d 47d 49c 72a 77b 79b 79c 82b 83c 95c 96c 97a 98a 100a 100c 102b 103b 103c 105b 106a 106c`, `get_dim() 34f`, `op 48f`, and `real_line 49d`.

Other types of metric.

```

74e <set cycle metric in figure 74b>+≡ (74a 95c) <74d
    } else if (is_a<indexed>(Mc)) {
        cycle_metric = clifford_unit(varidx(real_line, ex.to<idx>(Mc.op(1)).get_dim()), Mc);
    } else if (is_a<lst>(Mc)) {
        cycle_metric=clifford_unit(varidx(real_line, Mc.nops()), indexed(diag_matrix(ex.to<lst>(Mc)), sy_symm(),
            varidx(symbol("ic"), Mc.nops()), varidx(symbol("jc"), Mc.nops())));
    }

```

Uses `cycle_metric 49e`, `get_dim() 34f`, `nops 48f`, `op 48f`, and `real_line 49d`.

The error message

```

75a <figure class 72a>+≡ (51b) <74a 75b>
    else
        throw(std::invalid_argument("figure::figure(const ex &, const ex &):"
            " the second parameter"
            " shall be omitted, equal to zero "
            " or be a lst, a metric (can be either tensor, matrix,"
            " Clifford unit or indexed by two indices)"));

```

Uses `ex 51c` and `figure 15d 22a 31a 31c 37d 47d 49c 72a 77b 79b 79c 82b 83c 95c 96c 97a 98a 100a 100c 102b 103b 103c 105b 106a 106c`.

Finally we check that point and cycle metrics have the same dimensionality.

```

75b <figure class 72a>+≡ (51b) <75a 75c>
    if (¬(get_dim()-ex_to<idx>(cycle_metric.op(1)).get_dim()).is_zero())
        throw(std::invalid_argument("figure::figure(const ex &, const ex &):"
            "the point and cycle metrics shall have "
            "the same dimensions"));

```

Uses `cycle_metric 49e`, `ex 51c`, `figure 15d 22a 31a 31c 37d 47d 49c 72a 77b 79b 79c 82b 83c 95c 96c 97a 98a 100a 100c 102b 103b 103c 105b 106a 106c`, `get_dim() 34f`, and `op 48f`.

We also check that *point_metric* and *cycle_metric* has the same dimensionality.

```

75c <figure class 72a>+≡ (51b) <75b 75f>
    <check dimensionalities point and cycle metrics 75d>
    <add symbols to match dimensionality 75e>

75d <check dimensionalities point and cycle metrics 75d>≡ (75c 95c)
    if (¬(get_dim()-ex_to<varidx>(cycle_metric.op(1)).get_dim()).is_zero())
        throw(std::invalid_argument("Metrics for point and cycle spaces have"
            " different dimensionalities!"));

```

Uses `cycle_metric 49e`, `get_dim() 34f`, and `op 48f`.

We produce enough symbols to match dimensionality.

```

75e <add symbols to match dimensionality 75e>≡ (75 76)
    int D;
    if (is_a<numeric>(get_dim())) {
        D=ex_to<numeric>(get_dim()).to_int();
        char name[6];
        for(int i=0; i<D; ++i) {
            sprintf(name, "1%d", i);
            l.append(realsymbol(name));
        }
    }

```

Uses `get_dim() 34f`, `l 49h`, `name 32a`, `numeric 21h`, and `realsymbol 26g`.

Finally, we set-up two elements which present at any figure: the real line and infinity.

```

75f <figure class 72a>+≡ (51b) <75c 76a>
    <setup real line and infinity 75g>
}

```

Finally, we supply nodes for the real line and the cycle at infinity.

```

75g <setup real line and infinity 75g>≡ (75f 76b)
    if (inf_missing) {
        <set the infinity 72c>
    }
    if (R_missing) {
        <initialise the dimension and vector 72b>
        <set the real line 72d>
    }
}

```

```

76a <figure class 72a>+≡ (51b) <75f 76b>
    figure::figure(const ex & Mp, const ex & Mc, const exhashmap<cycle_node> & N):
        inherited(), k(realsymbol("k")), m(realsymbol("m")), l()
    {
        infinity=symbol("infty","\\infty");
        real_line=symbol("R","\\mathbf{R}");
        bool inf_missing=true, R_missing=true;
        if (is_a<clifford>(Mp) ^ is_a<clifford>(Mc)) {
            point_metric = Mp;
            cycle_metric = Mc;
        } else
            throw(std::invalid_argument("figure::figure(const ex &, const ex &, exhashmap<cycle_node>):"
                " the point_metric and cycle_metric should be clifford_unit. "));

```

Uses cycle_metric 49e, cycle_node 42c 44c 67c 68a 68b 68c 69a 69b 69c 70c 71a 71c, ex 51c, figure 15d 22a 31a 31c 37d 47d 49c 72a 77b 79b 79c 82b 83c 95c 96c 97a 98a 100a 100c 102b 103b 103c 105b 106a 106c, infinity 49d, k 49h, l 49h, m 49h, point_metric 49e, real_line 49d, and realsymbol 26g.

We coming nodes of cycle to the new figure.

```

76b <figure class 72a>+≡ (51b) <76a 76c>
    for (const auto& x: N) {
        nodes[x.first]=x.second;
        <identify infinity and real line 73d>
    }
    <add symbols to match dimensionality 75e>
    <setup real line and infinity 75g>
}

```

Uses nodes 49f.

This constructor reads a figure from a file given by name.

```

76c <figure class 72a>+≡ (51b) <76b 77b>
    figure::figure(const char* file_name, string fig_name) : inherited(), k(realsymbol("k")), m(realsymbol("m")), l()
    {
        infinity=symbol("infty","\\infty");
        real_line=symbol("R","\\mathbf{R}");
        <add gar extension 77a>
        GiNaC::archive A;
        std::ifstream ifs(fn.c_str(), std::ifstream::in);
        ifs >> A;

        <add symbols to match dimensionality 75e>
        *this=ex_to<figure>(A.unarchive_ex(lst{infinity, real_line}, fig_name));

        if (FIGURE_DEBUG) {
            fn="raw-read-"+fn;
            ofstream out1(fn.c_str());
            A.printraw(out1);
            out1.close();
            out1.flush();
        }
    }
}

```

Uses archive 48f, figure 15d 22a 31a 31c 37d 47d 49c 72a 77b 79b 79c 82b 83c 95c 96c 97a 98a 100a 100c 102b 103b 103c 105b 106a 106c, FIGURE_DEBUG 50d, infinity 49d, k 49h, l 49h, m 49h, real_line 49d, and realsymbol 26g.

`.gar` is the standard extension for GiNaC archive files.

```

77a <add gar extension 77a>≡ (51b) <76c 77b>
    string fn=file_name;
    size_t found = fn.find(".gar");
    if (found == std::string::npos)
        fn=fn+".gar";

    cout << "use filename: " << fn << endl;

```

This method saves the figure to a file, which can be read by the above constructor.

```

77b <figure class 72a>+≡ (51b) <76c 77c>
    void figure::save(const char* file_name, const char * fig_name) const
    {
        <add gar extension 77a>
        GiNaC::archive A;
        A.archive_ex(*this, fig_name);
        ofstream out(fn.c_str());
        out << A;
        out.flush();
        out.close();
        if (FIGURE_DEBUG) {
            fn="raw-save-"+fn;
            ofstream out1(fn.c_str());
            A.printraw(out1);
            out1.close();
            out1.flush();
        }
    }

```

Defines:

`figure`, used in chunks 15, 16, 18a, 20–22, 26f, 27c, 29a, 36, 44, 45c, 47, 48f, 50c, 51a, 64, 72–81, 83, 84, 92c, 94–97, 103–108, and 114b.
 Uses `archive` 48f, `FIGURE_DEBUG` 50d, and `save` 37c 37c.

F.5.2. *Addition of new cycles.* This method is merely a wrapper for the second form below.

```

77c <figure class 72a>+≡ (51b) <77b 77d>
    ex figure::add_point(const ex & x, string name, string TeXname)
    {
        <auto TeX name 82a>
        symbol key(name, TeXname_new);
        return add_point(x, key);
    }

```

Defines:

`add_point`, used in chunks 16c and 22e.
 Uses `ex` 51c, `figure` 15d 22a 31a 31c 37d 47d 49c 72a 77b 79b 79c 82b 83c 95c 96c 97a 98a 100a 100c 102b 103b 103c 105b 106a 106c,
`key` 32a, `name` 32a, and `TeXname` 32a.

We start from check of parameters.

```

77d <figure class 72a>+≡ (51b) <77c 78c>
    ex figure::add_point(const ex & x, const ex & key)
    {
        if (not (is_a<lst>(x) and (x.nops() == get_dim()))))
            throw(std::invalid_argument("figure::add_point(const ex &, const ex &): "
                "coordinates of a point shall be a lst of the right lenght"));

        if (not is_a<symbol>(key))
            throw(std::invalid_argument("figure::add_point(const ex &, const ex &): the third"
                " argument need to be a point"));

        <adding point with its parents 78a>
    }

```

Defines:

`add_point`, used in chunks 16c and 22e.
 Uses `ex` 51c, `figure` 15d 22a 31a 31c 37d 47d 49c 72a 77b 79b 79c 82b 83c 95c 96c 97a 98a 100a 100c 102b 103b 103c 105b 106a 106c,
`get_dim()` 34f, `key` 32a, and `nops` 48f.

This part of the code is shared with *move_point()*. We create two ghost parents for a point, since the parameters of the cycle representing depend from the metric, thus it shall not be hard-coded into the node, see also Section 3.2.

```

78a <adding point with its parents 78a>≡ (77d 83a) 78b>
    int dim=x.nops();
    lst l0, rels;
    rels.append(cycle_relation(key,cycle_orthogonal,false));
    rels.append(cycle_relation(infinity,cycle_different));

    for(int i=0; i < dim; ++i)
        l0.append(numeric(0));

    for(int i=0; i < dim; ++i) {
        l0[i]=numeric(1);
        char name[8];
        sprintf(name, "(%d)", i);
        symbol mother(ex.to<symbol>(key).get_name()+name);
        nodes[mother]=cycle_node(cycle_data(numeric(0),indexed(matrix(1, dim, l0),
                                                varidx(mother, get_dim()),numeric(2)*x.op(i)),
                                GHOST_GEN, lst{}, lst{key}));
        l0[i]=numeric(0);
        rels.append(cycle_relation(mother,cycle_orthogonal));
    }

```

Uses *cycle_data* 22d 25c 41c 42a 53a 53b 53c 53d 53e, *cycle_different* 33g 111b, *cycle_node* 42c 44c 67c 68a 68b 68c 69a 69b 69c 70c 71a 71c, *cycle_orthogonal* 33d 109c, *cycle_relation* 39e 44e 45c 58 59 60a 60b 62a 62b, *get_dim()* 34f, *GHOST_GEN* 41b 41b, *infinity* 49d, *key* 32a, *name* 32a, *nodes* 49f, *nops* 48f, *numeric* 21h, and *op* 48f.

We add relations to parents which define this point. All relations are given in *cycle_metric*, only self-orthogonality is given in terms of *point_metric*. This is done in sake of the parabolic point space.

```

78b <adding point with its parents 78a>+≡ (77d 83a) <78a>
    nodes[key]=cycle_node(cycle_data(), 0, rels);

```

Uses *cycle_data* 22d 25c 41c 42a 53a 53b 53c 53d 53e, *cycle_node* 42c 44c 67c 68a 68b 68c 69a 69b 69c 70c 71a 71c, *key* 32a, and *nodes* 49f.

Now, cycle date shall be generated.

```

78c <figure class 72a>+≡ (51b) <77d 78d>
    if (!info(status_flags::expanded))
        nodes[key].set_cycles(ex.to<lst>(update_cycle_node(key)));
    if (FIGURE_DEBUG)
        cerr << "Add the point: " << x << " as the cycle: " << nodes[key] << endl;
    return key;
}

```

Uses *FIGURE_DEBUG* 50d, *info* 48f, *key* 32a, *nodes* 49f, and *update_cycle_node* 48a 92c.

Add a cycle at zero level with a prescribed data.

```

78d <figure class 72a>+≡ (51b) <78c 79a>
    ex figure::add_cycle(const ex & C, const ex & key)
    {
        ex lC=ex.to<cycle>(C).get_l();
        if (is_a<indexed>(lC))
            nodes[key]=cycle_node(C.subs(lC.op(1)≡key));
        else
            nodes[key]=cycle_node(C);
        if (FIGURE_DEBUG)
            cerr << "Add the cycle: " << nodes[key] << endl;
        return key;
    }

```

Defines:

add_cycle, used in chunks 18–21, 27d, 29b, 79a, and 114b.

Uses *cycle_node* 42c 44c 67c 68a 68b 68c 69a 69b 69c 70c 71a 71c, *ex* 51c, *figure* 15d 22a 31a 31c 37d 47d 49c 72a 77b 79b 79c 82b 83c 95c 96c 97a 98a 100a 100c 102b 103b 103c 105b 106a 106c, *FIGURE_DEBUG* 50d, *key* 32a, *nodes* 49f, *op* 48f, and *subs* 48f.

Add a cycle at zero level with a prescribed data.

```
79a <figure class 72a>+≡ (51b) <78d 79b>
    ex figure::add_cycle(const ex & C, string name, string TeXname)
    {
        <auto TeX name 82a>
        symbol key(name, TeXname_new);
        return add_cycle(C, key);
    }
```

Uses `add_cycle` 22d 32b 78d, `ex` 51c, `figure` 15d 22a 31a 31c 37d 47d 49c 72a 77b 79b 79c 82b 83c 95c 96c 97a 98a 100a 100c 102b 103b 103c 105b 106a 106c, `key` 32a, `name` 32a, and `TeXname` 32a.

```
79b <figure class 72a>+≡ (51b) <79a 79c>
    void figure::set_cycle(const ex & key, const ex & C)
    {
        if (nodes.find(key) == nodes.end())
            throw(std::invalid_argument("figure::set_cycle(): there is no node w\
th the key given"));

        if (nodes[key].get_parents().nops() > 0)
            throw(std::invalid_argument("figure::set_cycle(): cannot modify data \
of a cycle with parents"));

        nodes[key].set_cycles(C);

        if (FIGURE_DEBUG)
            cerr << "Replace the cycle: " << nodes[key] << endl;
    }
```

Defines:

`figure`, used in chunks 15, 16, 18a, 20–22, 26f, 27c, 29a, 36, 44, 45c, 47, 48f, 50c, 51a, 64, 72–81, 83, 84, 92c, 94–97, 103–108, and 114b.
`set_cycle`, used in chunks 79c and 94c.

Uses `ex` 51c, `FIGURE_DEBUG` 50d, `key` 32a, `nodes` 49f, and `nops` 48f.

```
79c <figure class 72a>+≡ (51b) <79b 79d>
    void figure::move_cycle(const ex & key, const ex & C)
    {
        if (nodes.find(key) == nodes.end())
            throw(std::invalid_argument("figure::set_cycle(): there is no node with the key given"));

        if (nodes[key].get_generation() != 0)
            throw(std::invalid_argument("figure::set_cycle(): cannot modify data of a cycle in"
            " non-zero generation"));
    }
```

Defines:

`figure`, used in chunks 15, 16, 18a, 20–22, 26f, 27c, 29a, 36, 44, 45c, 47, 48f, 50c, 51a, 64, 72–81, 83, 84, 92c, 94–97, 103–108, and 114b.
`move_cycle`, used in chunk 25d.

Uses `ex` 51c, `get_generation` 35a, `key` 32a, `nodes` 49f, and `set_cycle` 48a 79b.

If we have at zero generation with parents, then they are ghost parents of the point, so shall be deleted. We cannot do this by `remove_cycle_node` since we do not want to remove all its grand childrens.

```
79d <figure class 72a>+≡ (51b) <79c 80a>
    if (nodes[key].get_parents().nops() > 0) {
        lst par=nodes[key].get_parent_keys();
        for(const auto& it : par)
            if (nodes[it].get_generation() == GHOST_GEN)
                nodes.erase(it);
        else
            nodes[it].remove_child(key);
    }
    nodes[key].parents=lst{};
```

Uses `get_generation` 35a, `GHOST_GEN` 41b 41b, `key` 32a, `nodes` 49f, and `nops` 48f.

Now, the cycle may be set.

```

80a <figure class 72a>+≡ (51b) <79d 80b>
    nodes[key].set_cycles(C);
    update_node_lst(nodes[key].get_children());

    if (FIGURE_DEBUG)
        cerr << "Replace the cycle: " << nodes[key] << endl;
}

```

Uses `FIGURE_DEBUG` 50d, `key` 32a, `nodes` 49f, and `update_node_lst` 49b 97a.

A cycle can be added by a single `cycle_relation` or a `lst` of `cycle_relation`, but this is just a wrapper for a more general case below.

```

80b <figure class 72a>+≡ (51b) <80a 80c>
    ex figure::add_cycle_rel(const ex & rel, const ex & key) {
        if (is_a<cycle_relation>(rel))
            return add_cycle_rel(lst{rel}, key);
        else
            throw(std::invalid_argument("figure::add_cycle_rel: a cycle shall be added "
                "by a single expression, which is a cycle_relation"));
    }

```

Defines:

`add_cycle_rel`, used in chunks 16, 19–21, 23, 24, 28, 30, 80, 81, 114, and 115a.

Uses `cycle_relation` 39e 44e 45c 58 59 60a 60b 62a 62b, `ex` 51c, `figure` 15d 22a 31a 31c 37d 47d 49c 72a 77b 79b 79c 82b 83c 95c 96c 97a 98a 100a 100c 102b 103b 103c 105b 106a 106c, and `key` 32a.

And now we add a cycle defined the list of relations. The generation of the new cycle is calculated by the rules described in Sec. 3.2.

```

80c <figure class 72a>+≡ (51b) <80b 80d>
    ex figure::add_cycle_rel(const lst & rel, const ex & key)
    {
        lst cond;
        int gen=0;

        for(const auto& it : rel) {
            if (ex_to<cycle_relation>(it).get_parkey() ≠ key)
                gen=max(gen, nodes[ex_to<cycle_relation>(it).get_parkey()].get_generation());
            nodes[ex_to<cycle_relation>(it).get_parkey()].add_child(key);
        }

        nodes[key]=cycle_node(cycle_data(),gen+1,rel);
    }

```

Uses `add_cycle_rel` 15f 22f 32c 80b, `cycle_data` 22d 25c 41c 42a 53a 53b 53c 53d 53e, `cycle_node` 42c 44c 67c 68a 68b 68c 69a 69b 69c 70c 71a 71c, `cycle_relation` 39e 44e 45c 58 59 60a 60b 62a 62b, `ex` 51c, `figure` 15d 22a 31a 31c 37d 47d 49c 72a 77b 79b 79c 82b 83c 95c 96c 97a 98a 100a 100c 102b 103b 103c 105b 106a 106c, `get_generation` 35a, `key` 32a, and `nodes` 49f.

```

80d <figure class 72a>+≡ (51b) <80c 81a>
    if (¬ info(status_flags::expanded))
        nodes[key].set_cycles(ex_to<lst>(update_cycle_node(key)));

    if (FIGURE_DEBUG)
        cerr << "Add the cycle: " << nodes[key] << endl;

    return key;
}

```

Uses `FIGURE_DEBUG` 50d, `info` 48f, `key` 32a, `nodes` 49f, and `update_cycle_node` 48a 92c.

This version automatically supply TeX label like c_{23} to symbols with names c_{23} .

81a `<figure class 72a>+≡ (51b) <80d 81b>`
`ex figure::add_cycle_rel(const lst & rel, string name, string TeXname)`
`{`
`<auto TeX name 82a>`
`return add_cycle_rel(rel, symbol(name, TeXname_new));`
`}`

Uses `add_cycle_rel` 15f 22f 32c 80b, `ex` 51c, `figure` 15d 22a 31a 31c 37d 47d 49c 72a 77b 79b 79c 82b 83c 95c 96c 97a 98a 100a 100c 102b 103b 103c 105b 106a 106c, `name` 32a, and `TeXname` 32a.

A similar method to add a cycle by a single relation.

81b `<figure class 72a>+≡ (51b) <81a 81c>`
`ex figure::add_cycle_rel(const ex & rel, string name, string TeXname)`
`{`
`if (is_a<cycle_relation>(rel)) {`
`<auto TeX name 82a>`
`return add_cycle_rel(lst{rel}, symbol(name, TeXname_new));`
`} else`
`throw(std::invalid_argument("figure::add_cycle_rel: a cycle shall be added "`
`"by a single expression, which is a cycle_relation"));`
`}`

Uses `add_cycle_rel` 15f 22f 32c 80b, `cycle_relation` 39e 44e 45c 58 59 60a 60b 62a 62b, `ex` 51c, `figure` 15d 22a 31a 31c 37d 47d 49c 72a 77b 79b 79c 82b 83c 95c 96c 97a 98a 100a 100c 102b 103b 103c 105b 106a 106c, `name` 32a, and `TeXname` 32a.

This method adds a **subfigure** as a single node. The generation of the new node is again calculated by the rules described in Sec. 3.2.

81c `<figure class 72a>+≡ (51b) <81b 81d>`
`ex figure::add_subfigure(const ex & F, const lst & L, const ex & key)`
`{`
`GINAC_ASSERT(is_a<figure>(F));`
`int gen=0;`
`for(const auto& it : L) {`
`if (¬ it.is_equal(key))`
`gen=max(gen, nodes[it].get_generation());`
`nodes[it].add_child(key);`
`}`
`nodes[key]=cycle_node(cycle_data(),gen+1,lst{subfigure(F,L)});`
`if (¬ info(status_flags::expanded))`
`nodes[key].set_cycles(ex.to<lst>(update_cycle_node(key)));`
`return key;`
`}`

Defines:

`add_subfigure`, used in chunks 23f, 24a, and 81d.

Uses `cycle_data` 22d 25c 41c 42a 53a 53b 53c 53d 53e, `cycle_node` 42c 44c 67c 68a 68b 68c 69a 69b 69c 70c 71a 71c, `ex` 51c, `figure` 15d 22a 31a 31c 37d 47d 49c 72a 77b 79b 79c 82b 83c 95c 96c 97a 98a 100a 100c 102b 103b 103c 105b 106a 106c, `get_generation` 35a, `info` 48f, `key` 32a, `nodes` 49f, `subfigure` 39f 47a 47c 64a 64b 64c 64d 64e, and `update_cycle_node` 48a 92c.

This is again a wrapper for the previous method with the newly defined symbol.

81d `<figure class 72a>+≡ (51b) <81c 82b>`
`ex figure::add_subfigure(const ex & F, const lst & l, string name, string TeXname)`
`{`
`<auto TeX name 82a>`
`return add_subfigure(F, l, symbol(name, TeXname_new));`
`}`

Uses `add_subfigure` 23e 32d 81c, `ex` 51c, `figure` 15d 22a 31a 31c 37d 47d 49c 72a 77b 79b 79c 82b 83c 95c 96c 97a 98a 100a 100c 102b 103b 103c 105b 106a 106c, `l` 49h, `name` 32a, and `TeXname` 32a.

```

82a  <auto TeX name 82a>≡ (77c 79a 81 109a)
      string TeXname_new;
      std::regex e ("([[:alpha:]]+)([[:digit:]]+)");
      std::regex e1 ("([[:alnum:]]+)_([[:alnum:]]+)");
      if (TeXname == "") {
          if (std::regex_match(name, e))
              TeXname_new=std::regex_replace (name,e,"$1-{$2}");
          else if (std::regex_match(name, e1))
              TeXname_new=std::regex_replace (name,e1,"$1-{$2}");
      } else
          TeXname_new=TeXname;

```

Uses name 32a and TeXname 32a.

F.5.3. *Moving and removing cycles.* The method to change a zero-generation cycle to a point with given coordinates.

```

82b  <figure class 72a>+≡ (51b) <81d 82c>
      void figure::move_point(const ex & key, const ex & x)
      {
          if (not (is_a<lst>(x) and (x.nops() == get_dim())))
              throw(std::invalid_argument("figure::move_point(const ex &, const ex &): "
              "coordinates of a point shall be a lst of the right lenght"));

          if (nodes.find(key) == nodes.end())
              throw(std::invalid_argument("figure::move_point(): there is no node with the key given"));

          if (nodes[key].get_generation() != 0)
              throw(std::invalid_argument("figure::move_point(): cannot modify data of a cycle in"
              " non-zero generation"));

          if (FIGURE_DEBUG)
              cerr << "A cycle is moved : " << nodes[key] << endl;

```

Defines:

figure, used in chunks 15, 16, 18a, 20–22, 26f, 27c, 29a, 36, 44, 45c, 47, 48f, 50c, 51a, 64, 72–81, 83, 84, 92c, 94–97, 103–108, and 114b.
move_point, used in chunks 25, 26a, and 83a.

Uses ex 51c, FIGURE_DEBUG 50d, get_dim() 34f, get_generation 35a, key 32a, nodes 49f, and nops 48f.

If number of parents was “dimension plus 2”, so it was a proper point, we simply need to replace the ghost parents.

```

82c  <figure class 72a>+≡ (51b) <82b 82d>
      lst par=nodes[key].get_parent_keys();
      unsigned int dim=x.nops();
      lst l0;
      for(unsigned int i=0; i<dim; ++i)
          l0.append(numeric(0));

```

Uses key 32a, nodes 49f, nops 48f, and numeric 21h.

We scan the name of parents to get number of components and substitute their new values.

```

82d  <figure class 72a>+≡ (51b) <82c 83a>
      char label[40];
      sprintf(label, "%s-(%d)", ex_to<symbol>(key).get_name().c_str());
      if (par.nops() == dim+2 ) {
          for(const auto& it : par) {
              unsigned int i=dim;
              int res=sscanf(ex_to<symbol>(it).get_name().c_str(), label, &i);
              if (res>0 and i<dim) {
                  l0[i]=numeric(1);
                  nodes[it].set_cycles(cycle_data(numeric(0),indexed(matrix(1, dim, l0),
                  varidx(it, dim)), numeric(2)*x.op(i)));
                  l0[i]=numeric(0);
              }
          }
      }

```

Uses cycle_data 22d 25c 41c 42a 53a 53b 53c 53d 53e, key 32a, nodes 49f, nops 48f, numeric 21h, and op 48f.

If the number of parents is zero, so it was a pre-defined cycle and we need to create ghost parents for it.

```

83a <figure class 72a>+≡ (51b) <82d 83b>
    } else if (par.nops() ≡ 0) {
        lst chil=nodes[key].get_children();
        <adding point with its parents 78a>
        nodes[key].children=chil;
    } else
        throw(std::invalid_argument("figure::move_point(): strange number (neither 0 nor dim+2) of "
            "parents, which zero-generation node shall have!"));

    if (info(status_flags::expanded))
        return;

    nodes[key].set_cycles(ex.to<lst>(update_cycle_node(key)));
    update_node_lst(nodes[key].get_children());

```

Uses figure 15d 22a 31a 31c 37d 47d 49c 72a 77b 79b 79c 82b 83c 95c 96c 97a 98a 100a 100c 102b 103b 103c 105b 106a 106c, info 48f, key 32a, move_point 25a 32e 82b, nodes 49f, nops 48f, update_cycle_node 48a 92c, and update_node_lst 49b 97a.

Then, to update all its children and grandchildren in all generations excluding this node itself.

```

83b <figure class 72a>+≡ (51b) <83a 83c>
    update_node_lst(nodes[key].get_children());
    if (FIGURE_DEBUG)
        cerr << "Moved to: " << x << endl;
}

```

Uses FIGURE_DEBUG 50d, key 32a, nodes 49f, and update_node_lst 49b 97a.

Afterwards, to remove all children (includes grand children, grand grand children...) of the **cycle_node**.

```

83c <figure class 72a>+≡ (51b) <83b 83d>
    void figure::remove_cycle_node(const ex & key)
    {
        lst branches=nodes[key].get_children();
        for (const auto& it : branches)
            remove_cycle_node(it);
    }

```

Defines:

figure, used in chunks 15, 16, 18a, 20–22, 26f, 27c, 29a, 36, 44, 45c, 47, 48f, 50c, 51a, 64, 72–81, 83, 84, 92c, 94–97, 103–108, and 114b.
remove_cycle_node, never used.

Uses ex 51c, key 32a, and nodes 49f.

Furthermore, to remove the **cycle_node** c from all its parents children lists.

```

83d <figure class 72a>+≡ (51b) <83c 83e>
    lst par = nodes[key].get_parent_keys();
    for (const auto& it : par) {

```

Uses key 32a and nodes 49f.

Parents of a point at gen-0 can be simply deleted as no other cycle need them and they are not of interest. For other parents we modify their *children* list.

```

83e <figure class 72a>+≡ (51b) <83d 83f>
    if (nodes[it].get_generation() ≡ GHOST_GEN)
        nodes.erase(it);
    else
        nodes[it].remove_child(key);
}

```

Uses get_generation 35a, GHOST_GEN 41b 41b, key 32a, and nodes 49f.

Finally, remove the **cycle_node** from the figure.

```

83f <figure class 72a>+≡ (51b) <83e 84a>
    nodes.erase(key);
    if (FIGURE_DEBUG)
        cerr << "The cycle is removed: " << key << endl;
}

```

Uses FIGURE_DEBUG 50d, key 32a, and nodes 49f.

F.5.4. *Evaluation of cycles and figure updates.* This procedure can solve a system of linear conditions or a system with one quadratic equation. It was already observed in [15; 33, § 5.5], see Sec. 3.1, that n tangency-type conditions (each of them is quadratic) can be reduced to the single quadratic condition $\langle C, C \rangle = 1$ and n linear conditions like $\langle C, C^i \rangle = \lambda_i$.

```
84a <figure class 72a>+≡ (51b) <83f 84b>
    ex figure::evaluate_cycle(const ex & symbolic, const lst & cond) const
    {
        //cerr << boolalpha << "symbolic: "; symbolic.dbgprint();
        //cerr << "condit: "; cond.dbgprint();
        bool first_solution=true, // whetehr the first solution is suitable
            second_solution=false, // whetehr the second solution is suitable
            is_homogeneous=true; // indicates whether all conditions are linear
```

Defines:

`evaluate_cycle`, used in chunks 48b, 84d, and 93b.

Uses `ex` 51c and `figure` 15d 22a 31a 31c 37d 47d 49c 72a 77b 79b 79c 82b 83c 95c 96c 97a 98a 100a 100c 102b 103b 103c 105b 106a 106c.

This method can be applied to cycles with numerical dimensions.

```
84b <figure class 72a>+≡ (51b) <84a 84c>
    int D;
    if (is_a<numeric>(get_dim()))
        D=ex_to<numeric>(get_dim()).to_int();
    else
        throw logic_error("Could not resolve cycle relations if dimensionality is not numeric!");
```

Uses `get_dim()` 34f and `numeric` 21h.

Create the list of used symbols. The code is stolen from `cycle.nw`

```
84c <figure class 72a>+≡ (51b) <84b 84d>
    lst symbols, lin_cond, nonlin_cond;
    if (is_a<symbol>(ex_to<cycle_data>(symbolic).get_m()))
        symbols.append(ex_to<cycle_data>(symbolic).get_m());
    for (int i = 0; i < D; i++)
        if (is_a<symbol>(ex_to<cycle_data>(symbolic).get_l(i)))
            symbols.append(ex_to<cycle_data>(symbolic).get_l(i));
    if (is_a<symbol>(ex_to<cycle_data>(symbolic).get_k()))
        symbols.append(ex_to<cycle_data>(symbolic).get_k());
```

Uses `cycle_data` 22d 25c 41c 42a 53a 53b 53c 53d 53e.

If no symbols are found we assume that the cycle is uniquely defined

```
84d <figure class 72a>+≡ (51b) <84c 85a>
    if (symbols.nops() == 0)
        throw(std::invalid_argument("figure::evaluate_cycle(): could not construct the default list of "
            "parameters"));
    //cerr << "symbols: "; symbols.dbgprint();
```

Uses `evaluate_cycle` 84a, `figure` 15d 22a 31a 31c 37d 47d 49c 72a 77b 79b 79c 82b 83c 95c 96c 97a 98a 100a 100c 102b 103b 103c 105b 106a 106c, and `nops` 48f.

Build matrix representation from equation system. The code is stolen from `ginac/inifcns.cpp`.

```
85a <figure class 72a>+≡ (51b) <84d 85b>
    lst rhs;
    for (size_t r=0; r<cond.nops(); r++) {
        lst sys;
        ex eq = (cond.op(r).op(0)-cond.op(r).op(1)).expand(); // lhs-rhs==0
        if (float_evaluation)
            eq=eq.evalf();
        //cerr << "eq: "; eq.dbgprint();
        ex linpart = eq;
        for (size_t c=0; c<symbols.nops(); c++) {
            const ex co = eq.coeff(ex_to<symbol>(symbols.op(c)),1);
            linpart -= co*symbols.op(c);
            sys.append(co);
        }
        linpart = linpart.expand();
        //cerr << "sys: "; sys.dbgprint();
        //cerr << "linpart: "; linpart.dbgprint();
```

Uses `evalf` 48f, `ex` 51c, `float_evaluation` 49g, `nops` 48f, and `op` 48f.

test if system is linear and fill vars matrix

```
85b <figure class 72a>+≡ (51b) <85a 85c>
    bool is_linear=true;
    for (size_t i=0; i<symbols.nops(); i++)
        if (sys.has(symbols.op(i)) ∨ linpart.has(symbols.op(i)))
            is_linear = false;
    //cerr << "this equation linear? " << is_linear << endl;
```

Uses `nops` 48f and `op` 48f.

To avoid an expensive expansion we use the previous calculations to re-build the equation.

```
85c <figure class 72a>+≡ (51b) <85b 85d>
    if (is_linear) {
        lin_cond.append(sys);
        rhs.append(linpart);
        is_homogeneous &= linpart.normal().is_zero();
    } else
        nonlin_cond.append(cond.op(r));
}
//cerr << "lin_cond: "; lin_cond.dbgprint();
//cerr << "nonlin_cond: "; nonlin_cond.dbgprint();
```

Uses `op` 48f.

Solving the linear part, the code is again stolen from `ginac/inifcns.cpp`

```
85d <figure class 72a>+≡ (51b) <85c 86a>
    lst subs_lst1, // The main list of substitutions of found solutions
        subs_lst2, // The second solution lists for quadratic equations
        free_vars; // List of free variables being parameters of the solution
    if (lin_cond.nops()>0) {
        matrix solution;
        try {
            solution=ex_to<matrix>(lst_to_matrix(lin_cond)).solve(matrix(symbols.nops(),1,symbols),
                matrix(rhs.nops(),1,rhs));
```

Uses `main` 15b 16a 18a 20a 21g 26f 27c 29a and `nops` 48f.

If the system is incompatible no cycle data is returned (probably singular matrix or otherwise overdetermined system, it is consistent to return an empty list)

```
86a <figure class 72a>+≡ (51b) <85d 86b>
    } catch (const std::runtime_error & e) {
        return lst{};
    }
    GINAC_ASSERT(solution.cols()≡1);
    GINAC_ASSERT(solution.rows()≡symbols.nops());
```

Uses nops 48f.

Now we sort out the result: free variables will be used for non-linear equation, resolved variables—for substitution.

```
86b <figure class 72a>+≡ (51b) <86a 86c>
    for (size_t i=0; i<symbols.nops(); i++)
        if (symbols.op(i)≡solution(i,0))
            free_vars.append(symbols.op(i));
        else
            subs_lst1.append(symbols.op(i)≡solution(i,0));
    }
    //cerr << "Lin system is homogeneous: " << is_homogeneous << endl;
```

Uses nops 48f and op 48f.

It is easy to solve a linear system, thus we immediate substitute the result.

```
86c <figure class 72a>+≡ (51b) <86b 86d>
    cycle_data C_new, C1_new;
    if (nonlin_cond.nops() ≡ 0) {
        C_new = ex.to<cycle_data>(symbolic.subs(subs_lst1)).normalize();
        //cerr << "C_new: "; C_new.dbgprint();
    }
```

Uses cycle_data 22d 25c 41c 42a 53a 53b 53c 53d 53e, nops 48f, and subs 48f.

If some non-linear equations present and there are free variables, we sort out free and non-free variables.

```
86d <figure class 72a>+≡ (51b) <86c 86e>
    else if (free_vars.nops() > 0) {
        lst nonlin_cond_new;
        //cerr << "free_vars: "; free_vars.dbgprint();
        //cerr << "subs_lst1: "; subs_lst1.dbgprint();
```

Uses nops 48f.

Only one non-linear (quadratic) equation can be treated by this method, so we pick up the first from the list (hopefully other will be satisfied afterwards).

```
86e <figure class 72a>+≡ (51b) <86d 86f>
    ex quadratic_eq=nonlin_cond.op(0).subs(subs_lst1, subs_options::algebraic
        | subs_options::no_pattern);
    ex quadratic=(quadratic_eq.op(0)-quadratic_eq.op(1)).expand().normal()
        .subs(evaluation_assist,subs_options::algebraic).normal();
    if (float_evaluation)
        quadratic=quadratic.evalf();
    //cerr << "quadratic: "; quadratic.dbgprint();
```

Uses evalf 48f, evaluation_assist 40c, ex 51c, float_evaluation 49g, op 48f, and subs 48f.

We reduce the list of free variables to only present in the quadratic.

```
86f <figure class 72a>+≡ (51b) <86e 87a>
    lst quadratic_list;
    for (size_t i=0; i < free_vars.nops(); ++i)
        if (quadratic.has(free_vars.op(i)))
            quadratic_list.append(free_vars.op(i));
    free_vars=ex.to<lst>(quadratic_list);
    //cerr << "free_vars which are present: "; free_vars.dbgprint();
```

Uses nops 48f and op 48f.

We check homogeneity of the quadratic equation.

```
87a <figure class 72a>+≡ (51b) <86f 87b>
    if (is_homogeneous) {
        ex Q=quadratic;
        for (size_t i=1; i < free_vars.nops(); ++i)
            Q=Q.subs(free_vars.op(i)≡free_vars.op(0));
        is_homogeneous &= (Q.degree(free_vars.op(0))≡Q.ldegree(free_vars.op(0)));
    }
    //cerr << "Quadratic part is homogeneous: " << is_homogeneous << endl;
```

Uses ex 51c, nops 48f, op 48f, and subs 48f.

The equation may be linear for a particular free variable, we will search if it is.

```
87b <figure class 72a>+≡ (51b) <87a 87c>
    bool is_quadratic=true;
    exmap flat_var_em, var1_em, var2_em;
    ex flat_var, var1, var2;
```

Uses ex 51c.

We now search if for some free variable the equation is linear

```
87c <figure class 72a>+≡ (51b) <87b 87d>
    size_t i=0;
    for (; i < free_vars.nops(); ++i) {
        //cerr << "degree: " << quadratic.degree(free_vars.op(i)) << endl;
        if (quadratic.degree(free_vars.op(i)) < 2) {
            is_quadratic=false;
            //cerr << "Equation is linear in "; free_vars.op(i).dbgprint();
            break;
        }
    }
}
```

Uses nops 48f and op 48f.

If all equations are quadratic in any variable, we use homogeneity to reduce the last free variable.

```
87d <figure class 72a>+≡ (51b) <87c 87e>
    if (is_quadratic) {
        if (is_homogeneous & free_vars.nops() > 1) {
            exmap erase_var;
            erase_var.insert(std::make_pair(free_vars.op(free_vars.nops()-1), numeric(1)));
            subs_lst1=ex_to<lst>(subs_lst1.subs(erase_var,
                subs_options::algebraic | subs_options::no_pattern));
            subs_lst1.append(free_vars.op(free_vars.nops()-1) ≡ numeric(1));
            quadratic=quadratic.subs(free_vars.op(free_vars.nops()-1) ≡ numeric(1));
            free_vars.remove_last();
            //cerr << "Quadratic reduced by homogeneity: "; quadratic.dbgprint();
        }
    }
```

Uses nops 48f, numeric 21h, op 48f, and subs 48f.

and then proceed with solving of quadratic equation for each free variable attempting to find root-free presentation.

```
87e <figure class 72a>+≡ (51b) <87d 88a>
    ex A, B, C, D, sqrtD;
    for(i=0; i < free_vars.nops(); ++i) {
        A=quadratic.coeff(free_vars.op(i),2).normal();
        //cerr << "A: "; A.dbgprint();
        B=quadratic.coeff(free_vars.op(i),1);
        C=quadratic.coeff(free_vars.op(i),0);
        D=(pow(B,2)-numeric(4)*A*C).normal();
        sqrtD=sqrt(D);
        //cerr << "D: "; D.dbgprint();
    }
```

Uses ex 51c, nops 48f, numeric 21h, and op 48f.

For the condition of real coefficients, we are checking whether another free variable survived in the discriminant of the quadratic equation.

TODO: this process need to be recursive for all free variables, not just for one as it is now.

```
88a <figure class 72a>+≡ (51b) <87e 88b>
    if (//need_reals &&
        free_vars.nops()>1) {
        int another=0;
        if (i≡0)
            another=1;
```

Uses nops 48f.

If another free variable, denoted x here, presents in the discriminant $D = A_1x^2 + B_1x + C_1$, we try some hyperbolic or trigonometric substitutions.

```
88b <figure class 72a>+≡ (51b) <88a 88c>
    if (not is_less_than_epsilon(D) ∧ D.has(free_vars.op(another))) {
        ex A1=D.coeff(free_vars.op(another),2)
        .subs(evaluation_assist,subs_options::algebraic).normal(),
        B1=D.coeff(free_vars.op(another),1)
        .subs(evaluation_assist,subs_options::algebraic).normal(),
        C1=D.coeff(free_vars.op(another),0)
        .subs(evaluation_assist,subs_options::algebraic).normal(),
        D1=(pow(B1,2)-4*A1*C1).normal();
        //cerr << "Attempt to resolve square root for A1=" << A1;
        //cerr << ", B1=" << B1 << ", C1=" << C1 << ", D1=" << D1 << endl;
```

Uses evaluation_assist 40c, ex 51c, is_less_than_epsilon 51d, op 48f, and subs 48f.

If the expression is linear, we make a substitution $D = B_1x + C_1 = y^2$, thus $x = (y^2 - C_1)/B_1$.

```
88c <figure class 72a>+≡ (51b) <88b 88d>
    if (is_less_than_epsilon(A1) ∧ not is_less_than_epsilon(B1)) {
        ex y=realsymbol(),
        x=(pow(y,2)-C1)÷B1;
        sqrtD=y;
        flat_var_em.insert(std::make_pair(free_vars.op(another), x));
        flat_var=(free_vars.op(another)≡x);
```

Uses ex 51c, is_less_than_epsilon 51d, op 48f, and realsymbol 26g.

If A_1 is positive, then the substitution depends on sign of the second discriminant $D_1 = B_1^2 - 4A_1C_1$

```
88d <figure class 72a>+≡ (51b) <88c 88e>
    } else if (A1.evalf().info(info_flags::positive)) {
```

Uses evalf 48f and info 48f.

Depending on the sign of D_1 and thus $C_1 - B_1^2/(4A_1)$ we are using either hyperbolic sine or cosine.

```
88e <figure class 72a>+≡ (51b) <88d 89a>
    if (D1.info(info_flags::negative)) {
        ex y=realsymbol(),
        x=(sinh(y)*sqrt(-D1)-B1)÷2÷A1;
        sqrtD=sqrt(C1-pow(B1,2)÷4÷A1)*cosh(y);
        flat_var_em.insert(std::make_pair(free_vars.op(another), x));
        flat_var=(free_vars.op(another)≡x);
    } else if (D1.info(info_flags::positive)) {
        ex y=realsymbol(),
        x=(cosh(y)*sqrt(D1)-B1)÷2÷A1;
        sqrtD=sqrt(pow(B1,2)÷4÷A1-C1)*sinh(y);
        flat_var_em.insert(std::make_pair(free_vars.op(another), x));
        flat_var=(free_vars.op(another)≡x);
    }
```

Uses ex 51c, info 48f, op 48f, and realsymbol 26g.

If A_1 is negative and $C_1 - B_1^2/(4A_1) > 0$ we use the trigonometric substitution $(2A_1x + B_1)/\sqrt{4A_1C_1 - B_1^2} = \cos y$.

89a `<figure class 72a>+≡` (51b) <88e 89b>

```

    } else if (A1.evalf().info(info_flags::negative)) {
      if (D1.info(info_flags::negative)) {
        ex y=realsymbol(),
        x=(sin(y)*sqrt(-D1)-B1)÷2÷A1;
        sqrtD=sqrt(-C1+pow(B1,2)÷4÷A1)*cos(y);
        flat_var_em.insert(std::make_pair(free_vars.op(another), x));
        flat_var=(free_vars.op(another)≡x);

```

Uses `evalf` 48f, `ex` 51c, `info` 48f, `op` 48f, and `realsymbol` 26g.

If both are negative, we explicitly take out the imaginary part and use the above hyperbolic substitution with `sinh`.

89b `<figure class 72a>+≡` (51b) <89a 89c>

```

    } else if (D1.info(info_flags::positive)) {
      ex y=realsymbol(),
      x=(sinh(y)*I*sqrt(D1)-B1)÷2÷A1;
      sqrtD=I*sqrt(C1-pow(B1,2)÷4÷A1)*cosh(y);
      flat_var_em.insert(std::make_pair(free_vars.op(another), x));
      flat_var=(free_vars.op(another)≡x);
    }
  }
}

```

Uses `ex` 51c, `info` 48f, `op` 48f, and `realsymbol` 26g.

If a substitution was found we are staying with this solution.

89c `<figure class 72a>+≡` (51b) <89b 89d>

```

    //cerr << "real_only sqrt(D): "; sqrtD.dbgprint();
    if (not (sqrtD-sqrt(D)).is_zero())
      break;
  }
}
}

```

Put index back to the range if needed.

89d `<figure class 72a>+≡` (51b) <89c 89e>

```

    if (i ≡ free_vars.nops())
      --i;

```

Uses `nops` 48f.

Small perturbations of the zero determinant can create the unwanted imaginary entries, thus we treat it as exactly zero. Also negligibly small A corresponds to an effectively linear equation.

89e `<figure class 72a>+≡` (51b) <89d 90a>

```

    if (is_less_than_epsilon(D) ∨ ((¬ is_less_than_epsilon(B)) ∧ is_less_than_epsilon(A÷B))) {
      if (is_less_than_epsilon(D)) {
        //cerr << "zero determinant" << endl;
        var1=(-B÷numeric(2)÷A).subs(flat_var_em,subs_options::algebraic
          | subs_options::no_pattern).normal();
      } else {
        //cerr << "almost linear equation" << endl;
        var1=(-C÷B).subs(flat_var_em,subs_options::algebraic
          | subs_options::no_pattern).normal();
      }
      var1_em.insert(std::make_pair(free_vars.op(i), var1));
      subs_lst1=ex_to<lst>(subs_lst1
        .subs(var1_em,subs_options::algebraic | subs_options::no_pattern));
      subs_lst1=ex_to<lst>(subs_lst1.append(free_vars.op(i) ≡ var1)
        .subs(flat_var_em,subs_options::algebraic | subs_options::no_pattern));
      if (flat_var.nops()>0)
        subs_lst1.append(flat_var);
      //cerr << "subs_lst1a: "; subs_lst1.dbgprint();

```

Uses `is_less_than_epsilon` 51d, `nops` 48f, `numeric` 21h, `op` 48f, and `subs` 48f.

For a non-zero discriminant we generate two solutions of the quadratic equation.

90a \langle figure class 72a $\rangle + \equiv$ (51b) \triangleleft 89e 90b \triangleright

```

    } else {
      second_solution=true;
      subs_lst2=subs_lst1;
      var1= $((-B+\sqrt{D})\div \text{numeric}(2)\div A)$ .subs(flat_var_em,subs_options::algebraic
          | subs_options::no_pattern).normal();
      var1_em.insert(std::make_pair(free_vars.op(i), var1));
      var2= $((-B-\sqrt{D})\div \text{numeric}(2)\div A)$ .subs(flat_var_em,subs_options::algebraic
          | subs_options::no_pattern).normal();
      var2_em.insert(std::make_pair(free_vars.op(i), var2));
      subs_lst1=ex_to<lst>(subs_lst1
          .subs(var1_em,subs_options::algebraic | subs_options::no_pattern));
      subs_lst1=ex_to<lst>(subs_lst1.append(free_vars.op(i)  $\equiv$  var1)
          .subs(flat_var_em,subs_options::algebraic | subs_options::no_pattern));

```

Uses **numeric** 21h, **op** 48f, and **subs** 48f.

Then we modify the second substitution list accordingly.

90b \langle figure class 72a $\rangle + \equiv$ (51b) \triangleleft 90a 90c \triangleright

```

      subs_lst2=ex_to<lst>(subs_lst2
          .subs(var2_em,subs_options::algebraic | subs_options::no_pattern));
      subs_lst2=ex_to<lst>(subs_lst2.append(free_vars.op(i)  $\equiv$  var2)
          .subs(flat_var_em,subs_options::algebraic | subs_options::no_pattern));

```

Uses **op** 48f and **subs** 48f.

We need to add the values of *flat_var* which were assigned the numeric value.

90c \langle figure class 72a $\rangle + \equiv$ (51b) \triangleleft 90b 90d \triangleright

```

      if (flat_var.nops()>0) {
        subs_lst1.append(flat_var);
        subs_lst2.append(flat_var);
      }
      //cerr << "subs_lst1b: "; subs_lst1.dbgprint();
      //cerr << "subs_lst2b: "; subs_lst2.dbgprint();
    }
    // end of the quadratic case

```

Uses **nops** 48f.

The non-linear equation is not quadratic in some variable, e.g. is $mk + 1 = 0$ then we are solving it as linear.

90d \langle figure class 72a $\rangle + \equiv$ (51b) \triangleleft 90c 91a \triangleright

```

    } else {
      //cerr << "The equation is not quadratic in a single variable" << endl;
      //cerr << "free_vars: "; free_vars.dbgprint();
      var1= $-(\text{quadratic.coeff}(\text{free_vars.op}(i),0)\div \text{quadratic.coeff}(\text{free_vars.op}(i),1))$ .normal();
      var1_em.insert(std::make_pair(free_vars.op(i), var1));
      subs_lst1=ex_to<lst>(subs_lst1
          .subs(var1_em,subs_options::algebraic | subs_options::no_pattern));
      subs_lst1.append(free_vars.op(i)  $\equiv$  var1);
      //cerr << "non-quadratic subs_lst1: "; subs_lst1.dbgprint();
    }

```

Uses **op** 48f and **subs** 48f.

Now we check that other non-linear conditions are satisfied by the found solutions.

91a `<figure class 72a>+≡` (51b) `<90d 91b>`

```

lst::const_iterator it1= nonlin_cond.begin();
++it1;
//cerr << "Subs list: "; subs_lst1.dbgprint();
lst subs_f1=ex_to<lst>(subs_lst1.evalf()), subs_f2;
//cerr << "Subs list float: "; subs_f1.dbgprint();
if(second_solution)
    subs_f2=ex_to<lst>(subs_lst2.evalf());

```

Uses `evalf` 48f.

Since CAS is not as perfect as one may wish, we checked obtained solutions in two ways: through float approximations and exact calculations. If either works then the solution is accepted.

91b `<figure class 72a>+≡` (51b) `<91a 91c>`

```

for (; it1 ≠ nonlin_cond.end(); ++it1) {
    first_solution &= (is_less_than_epsilon((it1→op(0))-it1→op(1)).subs(subs_f1,
                                          subs_options::algebraic | subs_options::no_pattern))
        ∨ ((it1→op(0))-it1→op(1)).subs(subs_lst1,
                                          subs_options::algebraic | subs_options::no_pattern)).normal().is_zero();
    if(second_solution)
        second_solution &= (is_less_than_epsilon((it1→op(0))-it1→op(1)).subs(subs_f2,
                                          subs_options::algebraic | subs_options::no_pattern))
            ∨ ((it1→op(0))-it1→op(1)).subs(subs_lst2,
            subs_options::algebraic | subs_options::no_pattern)).normal().is_zero();
}

```

Uses `is_less_than_epsilon` 51d, `op` 48f, and `subs` 48f.

If a solution is good, then we use it to generate the respective cycle.

91c `<figure class 72a>+≡` (51b) `<91b 91d>`

```

if (first_solution)
    C_new=symbolic.subs(subs_lst1, subs_options::algebraic
                       | subs_options::no_pattern);

    //cerr << "C_new: "; C_new.dbgprint();
    if (second_solution)
        C1_new=symbolic.subs(subs_lst2, subs_options::algebraic
                             | subs_options::no_pattern);
    //cerr << "C1_new: "; C1_new.dbgprint();
}

```

Uses `subs` 48f.

We check if any symbols survived after calculations...

91d `<figure class 72a>+≡` (51b) `<91c 92a>`

```

lst repl;
if (ex_to<cycle_data>(C_new).has(ex_to<cycle_data>(symbolic).get_k()))
    repl.append(ex_to<cycle_data>(symbolic).get_k()≡realsymbol());
if (ex_to<cycle_data>(C_new).has(ex_to<cycle_data>(symbolic).get_m()))
    repl.append(ex_to<cycle_data>(symbolic).get_m()≡realsymbol());
if (ex_to<cycle_data>(C_new).has(ex_to<cycle_data>(symbolic).get_l().op(0).op(0)))
    repl.append(ex_to<cycle_data>(symbolic).get_l().op(0).op(0)≡realsymbol());
if (ex_to<cycle_data>(C_new).has(ex_to<cycle_data>(symbolic).get_l().op(0).op(1)))
    repl.append(ex_to<cycle_data>(symbolic).get_l().op(0).op(1)≡realsymbol());

```

Uses `cycle_data` 22d 25c 41c 42a 53a 53b 53c 53d 53e, `op` 48f, and `realsymbol` 26g.

... and if they are, then we replace them for new one

```
92a <figure class 72a>+≡ (51b) <91d 92b>
    if (repl.nops()>0) {
        if (first_solution)
            C_new=C_new.subs(repl);
        if (second_solution)
            C1_new=C1_new.subs(repl);
    }

    //cerr << endl;
```

Uses `nops` 48f and `subs` 48f.

Finally, every constructed cycle is added to the result.

```
92b <figure class 72a>+≡ (51b) <92a 92c>
    lst res;
    if (first_solution)
        res.append(float_evaluation? C_new.num_normalize().evalf():C_new.num_normalize());
    if (second_solution)
        res.append(float_evaluation? C1_new.num_normalize().evalf():C1_new.num_normalize());

    return res;
}
```

Uses `evalf` 48f and `float_evaluation` 49g.

This method runs recursively because we do not know in advance the number of conditions glued by and/or. Also, some relations (e.g. `moebius_trans` or `subfigure`) directly define the cycles, and for others we need to solve some equations.

```
92c <figure class 72a>+≡ (51b) <92b 92d>
    ex figure::update_cycle_node(const ex & key, const lst & eq_cond, const lst & neq_cond, lst res, size_t level)
    {
        //cerr << endl << "level: " << level << "; cycle: "; nodes[key].dbgprint();
        if (level == 0) { // set the initial symbolic cycle for calculations
            <update node zero level 94b>
        }
    }
```

Defines:

`update_cycle_node`, used in chunks 78c, 80d, 81c, 83a, 94a, 95a, and 97b.

Uses `ex` 51c, `figure` 15d 22a 31a 31c 37d 47d 49c 72a 77b 79b 79c 82b 83c 95c 96c 97a 98a 100a 100c 102b 103b 103c 105b 106a 106c, `key` 32a, and `nodes` 49f.

If we get here, then some equations need to be solved. We advance through the parents list to match the *level*.

```
92d <figure class 72a>+≡ (51b) <92c 92e>
    lst par = nodes[key].get_parents();
    lst::const_iterator it = par.begin();
    std::advance(it, level);

    lst new_cond=ex_to<lst>(ex_to<cycle_relation>(*it).rel_to_parent(nodes[key].get_cycles().op(0),
        point_metric, cycle_metric, nodes));
```

Uses `cycle_metric` 49e, `cycle_relation` 39e 44e 45c 58 59 60a 60b 62a 62b, `key` 32a, `nodes` 49f, `op` 48f, and `point_metric` 49e.

We need to go through the cycle at least once at every *level* and separate equations, which are used to calculate solutions, from inequalities, which will be only checked on the obtained solution.

```
92e <figure class 72a>+≡ (51b) <92d 93a>
    for (const auto& it1 : new_cond) {
        lst store_cond=neq_cond;
        lst use_cond=eq_cond;
        lst step_cond=ex_to<lst>(it1);
```

Iteration over the list of conditions

```

93a <figure class 72a>+≡ (51b) <92e 93b>
    for (const auto& it2 : step_cond)
        if ((is_a<relational>(it2) ∧ ex_to<relational>(it2).info(info_flags::relation_equal)))
            use_cond.append(it2); // append the equation
        else if (is_a<cycle>(it2))
            res.append(it2); // append a solution
        else {
            store_cond.append(*it); // store the pointer to parents producing inequality
        }
    //cerr << "use_cond: "; use_cond.dbgprint();
    //cerr << "store_cond: "; store_cond.dbgprint();

```

Uses info 48f.

When all conditions are unwrapped and there are equations to solve, we call a solver. Solutions from *res* are copied there as well, then *res* is cleared.

```

93b <figure class 72a>+≡ (51b) <93a 93c>
    if(level ≡ par.nops()-1) { //if the last one in the parents list
        lst_cnew;
        if (use_cond.nops()>0)
            cnew=ex_to<lst>(evaluate_cycle(nodes[key].get_cycle_data(0), use_cond));
        for (const auto& sol : res)
            cnew.append(sol);
        res=lst{};
    }

```

Uses evaluate_cycle 84a, key 32a, nodes 49f, and nops 48f.

Now we check which of the obtained solutions satisfy to the restrictions in *store_cond*

```

93c <figure class 72a>+≡ (51b) <93b 94a>
    //cerr<< "Store cond: "; store_cond.dbgprint();
    //cerr<< "Use cond: "; use_cond.dbgprint();
    for (const auto& inew: cnew) {
        bool to_add=true;
        for (const auto& icon: store_cond) {
            lst_suits=ex_to<lst>(ex_to<cycle_relation>(icon).rel_to_parent(ex_to<cycle_data>(inew),
                                                                    point_metric, cycle_metric, nodes));

            //cerr<< "Suit: "; suits.dbgprint();
            for (const auto& is : suits)
                for (const auto& ic : is) {

```

Uses cycle_data 22d 25c 41c 42a 53a 53b 53c 53d 53e, cycle_metric 49e, cycle_relation 39e 44e 45c 58 59 60a 60b 62a 62b, nodes 49f, and point_metric 49e.

Two possibilities to check: either a **false** relational or a number close to zero.

```

94a  <figure class 72a>+≡ (51b) <93c 95a>
      if (is_a<relational>(ic)) {
          if (¬(bool)ex_to<relational>(ic))
              to_add=false;
          } else if (is_less_than_epsilon(ic))
              to_add=false;
      }
      if (¬ to_add)
          break;
  }
  if (to_add)
      res.append(inew);
  }
  //cerr<< "Result: "; res.dbgprint();
} else
    res=ex_to<lst>(update_cycle_node(key, use_cond, store_cond, res, level+1));
}
if (level ≡ 0)
    return unique_cycle(res);
else
    return res;
}

```

Uses `is_less_than_epsilon` 51d, `key` 32a, `unique_cycle` 40a 115b, and `update_cycle_node` 48a 92c.

If the cycle is defined by by a **subfigure** all calculations are done within it.

```

94b  <update node zero level 94b>≡ (92c) 94c>
      if ( nodes[key].get_parents().nops() ≡ 1 ∧ is_a<subfigure>(nodes[key].get_parents().op(0))) {
          figure F=ex_to<figure>(ex_to<basic>(ex_to<subfigure>(nodes[key].get_parents().op(0)).get_subf())
              .clearflag(status_flags::expanded));
          F=float_evaluation? F.set_float_eval(): F.set_exact_eval();
      }

```

Uses `figure` 15d 22a 31a 31c 37d 47d 49c 72a 77b 79b 79c 82b 83c 95c 96c 97a 98a 100a 100c 102b 103b 103c 105b 106a 106c, `float_evaluation` 49g, `key` 32a, `nodes` 49f, `nops` 48f, `op` 48f, `set_exact_eval` 36d, `set_float_eval` 36d, and `subfigure` 39f 47a 47c 64a 64b 64c 64d 64e.

We replace parameters of the **subfigure** by current parents and evaluate the result.

```

94c  <update node zero level 94b>+≡ (92c) <94b 94d>
      lst parkeys=ex_to<lst>(ex_to<subfigure>(nodes[key].get_parents().op(0)).get_parlist());
      unsigned int var=0;
      char name[12];
      for (const auto& it : parkeys) {
          sprintf(name, "variable%03d", var);
          F.set_cycle(F.get_cycle_label(name), nodes[it].get_cycles());
          ++var;
      }
      F.set_metric(point_metric, cycle_metric); // this calls automatic figure re-calculation
      return F.get_cycle(F.get_cycle_label("result"));

```

Uses `cycle_metric` 49e, `figure` 15d 22a 31a 31c 37d 47d 49c 72a 77b 79b 79c 82b 83c 95c 96c 97a 98a 100a 100c 102b 103b 103c 105b 106a 106c, `get_cycle` 34g 34h 96b, `get_cycle_label` 33a 97d, `key` 32a, `name` 32a, `nodes` 49f, `op` 48f, `point_metric` 49e, `set_cycle` 48a 79b, `set_metric` 31b 95c, and `subfigure` 39f 47a 47c 64a 64b 64c 64d 64e.

For a list of relations we simply set up a symbolic cycle and proceed with calculations in recursion.

```

94d  <update node zero level 94b>+≡ (92c) <94c
      } else
          nodes[key].set_cycles(cycle_data(k, indexed(matrix(1, ex_to<numeric>(get_dim()).to_int(), l), varidx(key, ex_to<num

```

Uses `cycle_data` 22d 25c 41c 42a 53a 53b 53c 53d 53e, `get_dim()` 34f, `k` 49h, `key` 32a, `l` 49h, `m` 49h, `nodes` 49f, and `numeric` 21h.

The figure is updated.

```

95a <figure class 72a>+≡ (51b) <94a 95b>
    figure figure::update_cycles()
    {
        if (info(status_flags::expanded))
            return *this;
        lst all_child;
        for (auto& x: nodes)
            if (ex_to<cycle_node>(x.second).get_generation() == 0) {
                if (ex_to<cycle_node>(x.second).get_parents().nops() > 0)
                    nodes[x.first].set_cycles(ex_to<lst>(update_cycle_node(x.first)));
            }
    }

```

Defines:

`update_cycles`, used in chunks 95d and 104c.

Uses `cycle_node` 42c 44c 67c 68a 68b 68c 69a 69b 69c 70c 71a 71c, `figure` 15d 22a 31a 31c 37d 47d 49c 72a 77b 79b 79c 82b 83c 95c 96c 97a 98a 100a 100c 102b 103b 103c 105b 106a 106c, `get_generation` 35a, `info` 48f, `nodes` 49f, `nops` 48f, and `update_cycle_node` 48a 92c.

We collect all children of the zero-generation cycles for subsequent update.

```

95b <figure class 72a>+≡ (51b) <95a 95c>
    lst ch=ex_to<cycle_node>(x.second).get_children();
    for (const auto& it1 : ch)
        all_child.append(it1);
    }
    all_child.sort();
    all_child.unique();
    update_node_lst(all_child);
    return *this;
}

```

Uses `cycle_node` 42c 44c 67c 68a 68b 68c 69a 69b 69c 70c 71a 71c and `update_node_lst` 49b 97a.

F.5.5. *Additional methods.* Set the new metric for the figure, repeating the previous code from the constructor.

```

95c <figure class 72a>+≡ (51b) <95b 95d>
    void figure::set_metric(const ex & Mp, const ex & Mc)
    {
        ex D=get_dim();
        <set point metric in figure 73a>
        <set cycle metric in figure 74b>
        <check dimensionalities point and cycle metrics 75d>
    }

```

Defines:

`figure`, used in chunks 15, 16, 18a, 20–22, 26f, 27c, 29a, 36, 44, 45c, 47, 48f, 50c, 51a, 64, 72–81, 83, 84, 92c, 94–97, 103–108, and 114b.
`set_metric`, used in chunks 25 and 94c.

Uses `ex` 51c and `get_dim()` 34f.

We check that the dimensionality of the new metric matches the old one.

```

95d <figure class 72a>+≡ (51b) <95c 96a>
    if (¬ (D-get_dim()).is_zero())
        throw(std::invalid_argument("New metric has a different dimensionality!"));
    update_cycles();
}

```

Uses `get_dim()` 34f and `update_cycles` 49c 95a.

The method collects all key for nodes with generations in the range $[intgen, maxgen]$ inclusively.

96a `<figure class 72a>+≡ (51b) <95d 96b>`

```

ex figure::get_all_keys(const int mingen, const int maxgen) const {
    lst keys;
    for (const auto& x: nodes) {
        if ( $x.second.get\_generation() \geq mingen \wedge$ 
            ( $maxgen \equiv GHOST\_GEN \vee x.second.get\_generation() \leq maxgen$ ))
            keys.append(x.first);
    }
    return keys;
}

```

Defines:

`get_all_keys`, used in chunks 19c and 102c.

Uses `ex 51c`, `figure 15d 22a 31a 31c 37d 47d 49c 72a 77b 79b 79c 82b 83c 95c 96c 97a 98a 100a 100c 102b 103b 103c 105b 106a 106c`, `get_generation 35a`, `GHOST_GEN 41b 41b`, and `nodes 49f`.

Return the list of cycles stored in the node with `key`.

96b `<figure class 72a>+≡ (51b) <96a 96c>`

```

ex figure::get_cycle(const ex & key, const ex & metric) const
{
    exhashmap<cycle_node>::const_iterator cnode=nodes.find(key);
    if ( $cnode \equiv nodes.end()$ ) {
        if (FIGURE_DEBUG)
            cerr << "There is no key " << key << " in the figure." << endl;
        return lst{};
    } else
        return cnode->second.get_cycle(metric);
}

```

Defines:

`get_cycle`, used in chunks 18e, 21c, 28b, 30b, 42a, 43d, 54c, 61c, 67d, 94c, 98c, 102c, 107b, and 108b.

Uses `cycle_node 42c 44c 67c 68a 68b 68c 69a 69b 69c 70c 71a 71c`, `ex 51c`, `figure 15d 22a 31a 31c 37d 47d 49c 72a 77b 79b 79c 82b 83c 95c 96c 97a 98a 100a 100c 102b 103b 103c 105b 106a 106c`, `FIGURE_DEBUG 50d`, `key 32a`, and `nodes 49f`.

Full reset of figure to the initial empty state.

96c `<figure class 72a>+≡ (51b) <96b 97a>`

```

void figure::reset_figure()
{
    nodes.clear();
    <set the infinity 72c>
    <set the real line 72d>
}

```

Defines:

`figure`, used in chunks 15, 16, 18a, 20–22, 26f, 27c, 29a, 36, 44, 45c, 47, 48f, 50c, 51a, 64, 72–81, 83, 84, 92c, 94–97, 103–108, and 114b.

`reset_figure`, never used.

Uses `nodes 49f`.

Update nodes in the list and all their (grand)children subsequently.

97a `<figure class 72a>+≡` (51b) <96c 97b>

```

void figure::update_node_lst(const ex & inlist)
{
    if (info(status_flags::expanded))
        return;

    lst intake=ex.to<lst>(inlist);
    while (intake.nops() ≠ 0) {
        int mingen=nodes[*intake.begin()].get_generation();
        for (const auto& it : intake)
            mingen=min(mingen, nodes[it].get_generation());
        lst current, future;
        for (const auto& it : intake)
            if (nodes[it].get_generation() ≡ mingen)
                current.append(it);
            else
                future.append(it);
    }

```

Defines:

figure, used in chunks 15, 16, 18a, 20–22, 26f, 27c, 29a, 36, 44, 45c, 47, 48f, 50c, 51a, 64, 72–81, 83, 84, 92c, 94–97, 103–108, and 114b.
update_node_lst, used in chunks 80a, 83, and 95b.

Uses **ex** 51c, **get_generation** 35a, **info** 48f, **nodes** 49f, and **nops** 48f.

All nodes at the current list are updated.

97b `<figure class 72a>+≡` (51b) <97a 97c>

```

    for (const auto& it : current) {
        nodes[it].set_cycles(ex.to<lst>(update_cycle_node(it)));
        lst nchild=nodes[it].get_children();
        for (const auto& it1 : nchild)
            future.append(it1);
    }

```

Uses **nodes** 49f and **update_cycle_node** 48a 92c.

Future list becomes new intake.

97c `<figure class 72a>+≡` (51b) <97b 97d>

```

    intake=future;
    intake.sort();
    intake.unique();
}

```

Find a symbolic key for a cycle labelled by a *name*.

97d `<figure class 72a>+≡` (51b) <97c 98a>

```

ex figure::get_cycle_label(string name) const
{
    for (const auto& x: nodes)
        if (ex.to<symbol>(x.first).get_name() ≡ name)
            return x.first;

    return 0;
}

```

Defines:

get_cycle_label, used in chunk 94c.

Uses **ex** 51c, **figure** 15d 22a 31a 31c 37d 47d 49c 72a 77b 79b 79c 82b 83c 95c 96c 97a 98a 100a 100c 102b 103b 103c 105b 106a 106c, **name** 32a, and **nodes** 49f.

F.5.6. *Drawing methods.* Drawing the figure is possible only in two dimensions, thus we check this at the start.

98a `<figure class 72a>+≡ (51b) <97d 98c>`
void figure::asy_draw(*ostream & ost, ostream & err, const string picture,*
const ex & xmin, const ex & xmax, const ex & ymin, const ex & ymax,
asy_style style, label_string lstring, bool with_realline,
bool with_header, int points_per_arc, const string imaginary_options,
bool with_labels) const
{
 <check that dimensionality is 2 98b>

Defines:

asy_draw, used in chunks 25a, 98e, 100a, and 101b.

figure, used in chunks 15, 16, 18a, 20–22, 26f, 27c, 29a, 36, 44, 45c, 47, 48f, 50c, 51a, 64, 72–81, 83, 84, 92c, 94–97, 103–108, and 114b.
Uses **ex** 51c.

98b `<check that dimensionality is 2 98b>≡ (98a 100)`
 if (\neg (*get_dim()*-2).*is_zero()*)
 throw *logic_error*("Drawing is possible for two-dimensional figures only!");

Uses **get_dim()** 34f.

98c `<figure class 72a>+≡ (51b) <98a 98d>`
 stringstream labels;
 string dots;
 std::regex re("dot\\(");
 for (**const auto& x**: *nodes*) {
 lst *cycles*=*ex.to<lst>*(*x.second.get_cycle(point_metric)*);
 for (**const auto& it1** : *cycles*)
 try {
 if ((*x.second.get_generation()* > *REAL_LINE_GEN*) \vee
 ((*x.second.get_generation()* \equiv *REAL_LINE_GEN*) \wedge *with_realline*)) {
 if (*with_header*)
 ost << "// label: " << (*x.first*) << *endl*;

Uses **get_cycle** 34g 34h 96b, **get_generation** 35a, **nodes** 49f, **point_metric** 49e, and **REAL_LINE_GEN** 41b 41b.

Produce the colour and style for the cycle.

98d `<figure class 72a>+≡ (51b) <98c 98e>`
 lst *colours;*
 string asy_opt;
 if (*x.second.custom_asy*≡"") {
 asy_opt=*style*(*x.first*, (*it1*), *colours*);
 } **else**
 asy_opt=*x.second.custom_asy*;

Save the string of to re-cycle it label placement.

98e `<figure class 72a>+≡ (51b) <98d 99a>`
 stringstream sstr;
 ex_to<cycle2D>(*it1*).*asy_draw*(*sstr*, *picture*, *xmin*, *xmax*,
 ymin, *ymax*, *colours*, *asy_opt*, *with_header*, *points_per_arc*, *imaginary_options*);

Uses **asy_draw** 35e 35e 98a.

Since in parabolic spaces zero-radius cycles are detached from the their centres, which they denote we wish to have a hint on centres positions.

```

99a <figure class 72a>+≡ (51b) <98e 99b>
    if (FIGURE_DEBUG ∧ is_less_than_epsilon(ex_to<cycle>(it1).det())
        ∧ ex_to<clifford>(point_metric).get_metric(idx(1,2),idx(1,2)).is_zero()) {
        double x=ex_to<numeric>(ex_to<cycle>(it1).center(cycle_metric).op(0)
            .evalf()).to_double(),
            y=ex_to<numeric>(ex_to<cycle>(it1).center(cycle_metric).op(1)
            .evalf()).to_double();
        if ( xmin ≤ x ∧ x ≤ xmax ∧ ymin ≤ y ∧ y ≤ ymax)
            sstr << "dot((" << ex_to<cycle>(it1).center(cycle_metric).op(0).evalf()
                << ", " << ex_to<cycle>(it1).center(cycle_metric).op(1).evalf()
                << "), black+3pt);" << endl;
    }

```

Uses cycle_metric 49e, evalf 48f, FIGURE_DEBUG 50d, is_less_than_epsilon 51d, numeric 21h, op 48f, and point_metric 49e.

Dots and label will be drawn last to avoid over-painting.

```

99b <figure class 72a>+≡ (51b) <99a 99c>
    if (std::regex_search(ssstr.str(), re))
        dots+=ssstr.str();
    else
        ost << ssstr.str();

```

Find the label position

```

99c <figure class 72a>+≡ (51b) <99b 100a>
    if (with_labels)
        labels << lstring(x.first, (it1), ssstr.str());
    }
} catch (exception &p) {
    if (FIGURE_DEBUG)
        err << "Failed to draw " << x.first << ": " << x.second;
    }
}
//cerr << "Dots: " << dots;
ost << dots
    << labels.str();
}

```

Uses FIGURE_DEBUG 50d.

100a `<figure class 72a>+≡` (51b) `<99c 100b>`

```

void figure::asy_write(int size, const ex & xmin, const ex & xmax, const ex & ymin, const ex & ymax,
    string name, string format,
    asy_style style, label_string lstring, bool with_realline,
    bool with_header, int points_per_arc, const string imaginary_options,
    bool rm_asy_file, bool with_labels) const
{
    <check that dimensionality is 2 98b>
    string filename=name+".asy";
    ofstream out(filename);
    out << "size(" << size << ")"; << endl;
    asy_draw(out, cerr, "", xmin, xmax, ymin, ymax,
        style, lstring, with_realline, with_header, points_per_arc, imaginary_options, with_labels);
    if (name == "")
        out << "shipout();" << endl;
    else
        out << "shipout(\"" << name << "\");" << endl;
    out.flush();
    out.close();
}

```

Defines:

`asy_write`, used in chunks 25 and 28d.

`figure`, used in chunks 15, 16, 18a, 20–22, 26f, 27c, 29a, 36, 44, 45c, 47, 48f, 50c, 51a, 64, 72–81, 83, 84, 92c, 94–97, 103–108, and 114b.

Uses `asy_draw` 35e 35e 98a, `ex` 51c, and `name` 32a.

Preparation of `Asymptote` call.

100b `<figure class 72a>+≡` (51b) `<100a 100c>`

```

char command[256];
strcpy(command, show_asy_graphics? "asy -V" : "asy");
if (format != "") {
    strcat(command, " -f ");
    strcat(command, format.c_str());
}
strcat(command, " ");
strcat(command, name.c_str());
char * pcommand=command;
system(pcommand);
if (rm_asy_file)
    remove(filename.c_str());
}

```

Uses `name` 32a and `show_asy_graphics` 50e.

This method animates figures with parameters.

100c `<figure class 72a>+≡` (51b) `<100b 101a>`

```

void figure::asy_animate(const ex &val,
    int size, const ex & xmin, const ex & xmax, const ex & ymin, const ex & ymax,
    string name, string format, asy_style style, label_string lstring, bool with_realline,
    bool with_header, int points_per_arc, const string imaginary_options,
    const string values_position, bool rm_asy_file, bool with_labels) const
{
    <check that dimensionality is 2 98b>
    string filename=name+".asy";
    ofstream out(filename);
}

```

Defines:

`asy_animate`, used in chunk 26b.

`figure`, used in chunks 15, 16, 18a, 20–22, 26f, 27c, 29a, 36, 44, 45c, 47, 48f, 50c, 51a, 64, 72–81, 83, 84, 92c, 94–97, 103–108, and 114b.

Uses `ex` 51c and `name` 32a.

Header of the file depends from format.

```
101a <figure class 72a>+≡ (51b) <100c 101b>
    if (format ≡ "pdf")
        out << "settings.tex=\pdflatex\";" << endl
        << "settings.embed=true;" << endl
        << "import animate;" << endl
        << "size(" << size << ");" << endl
        << "animation a=animation(\"" << name << "\");" << endl;
    else
        out << "import animate;" << endl
        << "size(" << size << ");" << endl
        << "animation a;" << endl;
```

Uses name 32a.

For every element of *val* we perform the substitution and draw the corresponding picture.

```
101b <figure class 72a>+≡ (51b) <101a 101c>
    for (const auto& it : ex_to<lst>(val)) {
        out << "save();" << endl;
        unfreeze().subs(it).asy_draw(out, cerr, "", xmin, xmax, ymin, ymax,
            style, lstring, with_realline, with_header, points_per_arc, imaginary_options, with_labels);
```

Uses asy_draw 35e 35e 98a, save 37c 37c, subs 48f, and unfreeze 16b 36c.

We prepare the value string for output.

```
101c <figure class 72a>+≡ (51b) <101b 101d>
    std::regex deq ("==");
    stringstream sstr;
    sstr << (ex)it;
    string val_str=std::regex_replace(sstr.str(),deq,"=");
```

Uses ex 51c.

We put the value of parameters to the figure in accordance with *values_position*.

```
101d <figure class 72a>+≡ (51b) <101c 101e>
    if (values_position≡"bl")
        out << "label(\"\\texttt{" << val_str << "}\\", (" << xmin << ", " << ymin << "), SE);";
    else if (values_position≡"br")
        out << "label(\"\\texttt{" << val_str << "}\\", (" << xmax << ", " << ymin << "), SW);";
    else if (values_position≡"tl")
        out << "label(\"\\texttt{" << val_str << "}\\", (" << xmin << ", " << ymax << "), NE);";
    else if (values_position≡"tr")
        out << "label(\"\\texttt{" << val_str << "}\\", (" << xmax << ", " << ymax << "), NW);";

    out << "a.add();" << endl
        << "restore();" << endl;
}
```

For output in PDF, GIF, MNG or MP4 format we supply default commands. User may do a custom command using *format* parameter.

```
101e <figure class 72a>+≡ (51b) <101d 102a>
    if (format ≡ "pdf")
        out << "label(a.pdf(\"controls\",delay=250,keep=!settings.inlinetex));" << endl;
    else if ((format ≡ "gif") ∨ (format ≡ "mp4") ∨ (format ≡ "mng"))
        out << "a.movie(loops=10,delay=250);" << endl;
    else
        out << format << endl;
    out.flush();
    out.close();
```

Finally we run **Asymptote** to produce an animation.

```
102a <figure class 72a>+≡ (51b) <101e 102b>
    char command[256];
    strcpy(command, show_asy_graphics? "asy -V " : "asy ");
    if ((format ≡ "gif") ∨ (format ≡ "mp4") ∨ (format ≡ "mng")) {
        strcat(command, " -f ");
        strcat(command, format.c_str());
        strcat(command, " ");
    }
    strcat(command, name.c_str());
    char * pcommand=command;
    system(pcommand);
    if (rm_asy_file)
        remove(filename.c_str());
}
```

Uses name 32a and show_asy_graphics 50e.

All cycles in generations starting from *first_gen* (default value is 0) are dumped to a text file *name.txt*. Firstly, we check that the figure is three dimensional and then open the file.

```
102b <figure class 72a>+≡ (51b) <102a 102c>
    void figure::arrangement_write(string name, int first_gen) const
    {
        if (¬ (get_dim()-3).is_zero())
            throw(std::invalid_argument("figure::arrangement_write(): the figure is not in 3D!"));

        string filename=name+".txt";
        ofstream out(filename);
```

Defines:

arrangement_write, never used.

figure, used in chunks 15, 16, 18a, 20–22, 26f, 27c, 29a, 36, 44, 45c, 47, 48f, 50c, 51a, 64, 72–81, 83, 84, 92c, 94–97, 103–108, and 114b.

Uses get_dim() 34f and name 32a.

We produce the iterator over all keys. This is a **GiNaC lst** thus we need iterations through its components.

```
102c <figure class 72a>+≡ (51b) <102b 102d>
    lst keys=ex_to<lst>(get_all_keys(first_gen));
    for (const auto& itk : keys) {
        ex gen=get_generation(itk);
        lst L=ex_to<lst>(get_cycle(itk));
```

Uses ex 51c, get_all_keys 18d 33b 96a, get_cycle 34g 34h 96b, and get_generation 35a.

This is again a **GiNaC lst**, thus we need iterations through its components again.

```
102d <figure class 72a>+≡ (51b) <102c 102e>
    for (const auto& it : L) {
        cycle C=ex_to<cycle>(it);
        ex center = C.center();
```

Uses ex 51c.

A line of text represents a cycle by three coordinates of its centre, radius, generation and label.

```
102e <figure class 72a>+≡ (51b) <102d 103a>
    out << center.op(0).evalf() << " " << center.op(1).evalf() << " " << center.op(2).evalf()
        << " " << sqrt(C.radius_sq()).evalf()
        << " " << gen
        << " " << itk
        << endl;
    }
}
out.flush();
out.close();
}
```

Uses evalf 48f and op 48f.

F.5.7. *Service utilities.* Here is the minimal set of service procedures which is required by GiNaC for derived classes.

103a `<figure class 72a>+≡ (51b) <102e 103b>`
`return_type_t figure::return_type_tinfo() const`
`{`
`return make_return_type_t<figure>();`
`}`

Uses figure 15d 22a 31a 31c 37d 47d 49c 72a 77b 79b 79c 82b 83c 95c 96c 97a 98a 100a 100c 102b 103b 103c 105b 106a 106c.

103b `<figure class 72a>+≡ (51b) <103a 103c>`
`int figure::compare_same_type(const basic &other) const`
`{`
`GINAC_ASSERT(is_a<figure>(other));`
`return inherited::compare_same_type(other);`
`}`

Defines:

figure, used in chunks 15, 16, 18a, 20–22, 26f, 27c, 29a, 36, 44, 45c, 47, 48f, 50c, 51a, 64, 72–81, 83, 84, 92c, 94–97, 103–108, and 114b.

To print the figure means to print all its nodes.

103c `<figure class 72a>+≡ (51b) <103b 103d>`
`void figure::do_print(const print_dflt &con, unsigned level) const {`
`for (const auto& x: nodes) {`
`if (x.second.get_generation() > GHOST_GEN ∨ FIGURE_DEBUG)`
`con.s << x.first << ": " << x.second;`
`}`
`}`

Defines:

figure, used in chunks 15, 16, 18a, 20–22, 26f, 27c, 29a, 36, 44, 45c, 47, 48f, 50c, 51a, 64, 72–81, 83, 84, 92c, 94–97, 103–108, and 114b.

Uses FIGURE_DEBUG 50d, get_generation 35a, GHOST_GEN 41b 41b, and nodes 49f.

103d `<figure class 72a>+≡ (51b) <103c 104a>`
`ex figure::op(size_t i) const`
`{`
`GINAC_ASSERT(i < nops());`
`switch(i) {`
`case 0:`
`return real_line;`
`case 1:`
`return infinity;`
`case 2:`
`return point_metric;`
`case 3:`
`return cycle_metric;`
`default:`
`exhashmap<cycle_node>::const_iterator it=nodes.begin();`
`for (size_t n=4; n<i; ++n)`
`++it;`
`return it->second;`
`}`
`}`

Uses cycle_metric 49e, cycle_node 42c 44c 67c 68a 68b 68c 69a 69b 69c 70c 71a 71c, ex 51c, figure 15d 22a 31a 31c 37d 47d 49c 72a 77b 79b 79c 82b 83c 95c 96c 97a 98a 100a 100c 102b 103b 103c 105b 106a 106c, infinity 49d, nodes 49f, nops 48f, op 48f, point_metric 49e, and real_line 49d.

104a `<figure class 72a>+≡` (51b) `<103d 104b>`

```

÷*ex & figure::let_op(size_t i)
{
    ensure_if_modifiable();
    GINAC_ASSERT(i<nops());
    switch(i) {
    case 0:
        return real_line;
    case 1:
        return infinity;
    case 2:
        return point_metric;
    case 3:
        return cycle_metric;
    default:
        exhashmap<cycle_node>::iterator it=nodes.begin();
        for (size_t n=4; n<i;++n)
            ++it;
        return nodes[it→first];
    }
}

```

Uses `cycle_metric` 49e, `cycle_node` 42c 44c 67c 68a 68b 68c 69a 69b 69c 70c 71a 71c, `ex` 51c, `figure` 15d 22a 31a 31c 37d 47d 49c 72a 77b 79b 79c 82b 83c 95c 96c 97a 98a 100a 100c 102b 103b 103c 105b 106a 106c, `infinity` 49d, `nodes` 49f, `nops` 48f, `point_metric` 49e, and `real_line` 49d.

We need to make substitution in the form of `exmap`.

104b `<figure class 72a>+≡` (51b) `<104a 104c>`

```

figure figure::subs(const ex & e, unsigned options) const
{
    exmap m;
    if (e.info(info_flags::list)) {
        lst sl = ex.to<lst>(e);
        for (const auto& i : sl)
            m.insert(std::make_pair(i.op(0), i.op(1)));
    } else if (is_a<relational>(e)) {
        m.insert(std::make_pair(e.op(0), e.op(1)));
    } else
        throw(std::invalid_argument("cycle::subs(): the parameter should be a relational or a lst"));

    return ex.to<figure>(subs(m, options));
}

```

Uses `ex` 51c, `figure` 15d 22a 31a 31c 37d 47d 49c 72a 77b 79b 79c 82b 83c 95c 96c 97a 98a 100a 100c 102b 103b 103c 105b 106a 106c, `info` 48f, `m` 49h, `op` 48f, and `subs` 48f.

104c `<figure class 72a>+≡` (51b) `<104b 105a>`

```

ex figure::subs(const exmap & m, unsigned options) const
{
    exhashmap<cycle_node> snodes;
    for (const auto& x: nodes)
        snodes[x.first]=ex.to<cycle_node>(x.second.subs(m, options));

    if (options & do_not_update_subfigure)
        return figure(point_metric.subs(m, options), cycle_metric.subs(m, options), snodes);
    else
        return figure(point_metric.subs(m, options), cycle_metric.subs(m, options), snodes).update_cycles();
}

```

Uses `cycle_metric` 49e, `cycle_node` 42c 44c 67c 68a 68b 68c 69a 69b 69c 70c 71a 71c, `do_not_update_subfigure` 50c, `ex` 51c, `figure` 15d 22a 31a 31c 37d 47d 49c 72a 77b 79b 79c 82b 83c 95c 96c 97a 98a 100a 100c 102b 103b 103c 105b 106a 106c, `m` 49h, `nodes` 49f, `point_metric` 49e, `subs` 48f, and `update_cycles` 49c 95a.

105a `<figure class 72a>+≡` (51b) `<104c 105b>`

```

ex figure::evalf(int level) const
{
    exhashmap<cycle_node> snodes;
    for (const auto& x: nodes)
#if GINAC_VERSION_ATLEAST(1,7,0)
        snodes[x.first]=ex_to<cycle_node>(x.second.evalf());

    return figure(point_metric.evalf(), cycle_metric.evalf(), snodes);
#else
        snodes[x.first]=ex_to<cycle_node>(x.second.evalf(level));

    return figure(point_metric.evalf(level), cycle_metric.evalf(level), snodes);
#endif
}

```

Uses `cycle_metric` 49e, `cycle_node` 42c 44c 67c 68a 68b 68c 69a 69b 69c 70c 71a 71c, `evalf` 48f, `ex` 51c, `figure` 15d 22a 31a 31c 37d 47d 49c 72a 77b 79b 79c 82b 83c 95c 96c 97a 98a 100a 100c 102b 103b 103c 105b 106a 106c, `nodes` 49f, and `point_metric` 49e.

F.5.8. Archiving/Unarchiving utilities.

105b `<figure class 72a>+≡` (51b) `<105a 105c>`

```

void figure::archive(archive_node &an) const
{
    inherited::archive(an);
    an.add_ex("real_line", real_line);
    an.add_ex("infinity", infinity);
    an.add_ex("point_metric", ex_to<clifford>(point_metric));
    an.add_ex("cycle_metric", ex_to<clifford>(cycle_metric));
    an.add_bool("float_evaluation", float_evaluation);
}

```

Defines:

`figure`, used in chunks 15, 16, 18a, 20–22, 26f, 27c, 29a, 36, 44, 45c, 47, 48f, 50c, 51a, 64, 72–81, 83, 84, 92c, 94–97, 103–108, and 114b. Uses `archive` 48f, `cycle_metric` 49e, `float_evaluation` 49g, `infinity` 49d, `point_metric` 49e, and `real_line` 49d.

`exhashmap` class does not have an archiving facility, thus we store it as two corresponding lists.

105c `<figure class 72a>+≡` (51b) `<105b 106a>`

```

lst keys, cnodes;
for (const auto& x: nodes) {
    keys.append(x.first);
    cnodes.append(x.second);
}
an.add_ex("keys", keys);
an.add_ex("cnodes", cnodes);
}

```

Uses `nodes` 49f.

106a `<figure class 72a>+≡ (51b) <105c 106b>`

```

void figure::read_archive(const archive_node &an, lst &sym_lst)
{
    inherited::read_archive(an, sym_lst);
    ex e;
    an.find_ex("point_metric", e, sym_lst);
    point_metric=ex_to<clifford>(e);
    an.find_ex("cycle_metric", e, sym_lst);
    cycle_metric=ex_to<clifford>(e);
    lst all_sym=sym_lst;
    ex keys, cnodes;
    an.find_ex("real_line", real_line, sym_lst);
    all_sym.append(real_line);
    an.find_ex("infinity", infinity, sym_lst);
    all_sym.append(infinity);
    an.find_bool("float_evaluation", float_evaluation);

```

Defines:

figure, used in chunks 15, 16, 18a, 20–22, 26f, 27c, 29a, 36, 44, 45c, 47, 48f, 50c, 51a, 64, 72–81, 83, 84, 92c, 94–97, 103–108, and 114b.
 Uses **cycle_metric** 49e, **ex** 51c, **float_evaluation** 49g, **infinity** 49d, **point_metric** 49e, **read_archive** 48f, and **real_line** 49d.

106b `<figure class 72a>+≡ (51b) <106a 106c>`

```

//an.find_ex("keys", keys, all_sym);
an.find_ex("keys", keys, sym_lst);
for (const auto& it : ex_to<lst>(keys))
    all_sym.append(it);
all_sym.sort();
all_sym.unique();
an.find_ex("cnodes", cnodes, all_sym);
lst::const_iterator it1 = ex_to<lst>(cnodes).begin();
nodes.clear();
for (const auto& it : ex_to<lst>(keys)) {
    nodes[it]=*it1;
    ++it1;
}
}

```

Uses **nodes** 49f.

106c `<figure class 72a>+≡ (51b) <106b 106d>`

```

GINAC_BIND_UNARCHIVER(figure);

```

Defines:

figure, used in chunks 15, 16, 18a, 20–22, 26f, 27c, 29a, 36, 44, 45c, 47, 48f, 50c, 51a, 64, 72–81, 83, 84, 92c, 94–97, 103–108, and 114b.

106d `<figure class 72a>+≡ (51b) <106c 107a>`

```

bool figure::info(unsigned inf) const
{
    switch (inf) {
    case status_flags::expanded:
        return (inf & flags);
    }
    return inherited::info(inf);
}

```

Uses **figure** 15d 22a 31a 31c 37d 47d 49c 72a 77b 79b 79c 82b 83c 95c 96c 97a 98a 100a 100c 102b 103b 103c 105b 106a 106c and **info** 48f.

F.5.9. *Relations and measurements.* The method to check that two cycles are in a relation.

```

107a <figure class 72a>+≡ (51b) <106d 107e>
    ex figure::check_rel(const ex & key1, const ex & key2, PCR rel, bool use_cycle_metric,
        const ex & parameter, bool corresponds) const
    {
        <run through all cycles in two nodes correspondingly 107b>
        <add checked relation 107c>
        <run through all cycles in two nodes async 107d>
        <add checked relation 107c>
    }

```

Defines:

`check_rel`, used in chunks 21e and 24e.

Uses `ex` 51c, `figure` 15d 22a 31a 31c 37d 47d 49c 72a 77b 79b 79c 82b 83c 95c 96c 97a 98a 100a 100c 102b 103b 103c 105b 106a 106c, and PCR 44d.

This piece of code is common in *check_rel* and *measure*.

```

107b <run through all cycles in two nodes correspondingly 107b>≡ (107a 108a)
    lst res,
    cycles1=ex_to<lst>(ex_to<cycle_node>(nodes.find(key1)→second)
        .get_cycle(use_cycle_metric? cycle_metric : point_metric)),
    cycles2=ex_to<lst>(ex_to<cycle_node>(nodes.find(key2)→second)
        .get_cycle(use_cycle_metric? cycle_metric : point_metric));

    if (corresponds ∧ cycles1.nops() ≡ cycles2.nops()) {
        auto it2=cycles2.begin();
        for (const auto& it1 : cycles1) {
            lst calc=ex_to<lst>(rel(it1,*(it2++),parameter));
            for (const auto& itr : calc)

```

Uses `cycle_metric` 49e, `cycle_node` 42c 44c 67c 68a 68b 68c 69a 69b 69c 70c 71a 71c, `get_cycle` 34g 34h 96b, `nodes` 49f, `nops` 48f, and `point_metric` 49e.

We add corresponding relation. We wish to make output homogeneous despite of the fact that *rel* can be of different type: either returning **relational** or not.

```

107c <add checked relation 107c>≡ (107a)
    {
        ex e=(itr.op(0)).normal();
        if (is_a<relational>(e))
            res.append(e);
        else
            res.append(e≡0);
    }

```

Uses `ex` 51c and `op` 48f.

If cycles are treated asynchronously we run two independent loops.

```

107d <run through all cycles in two nodes async 107d>≡ (107a 108a)
    }
    } else {
        for (const auto& it1 : cycles1) {
            for (const auto& it2 : cycles2) {
                lst calc=ex_to<lst>(rel(it1,it2,parameter));
                for (const auto& itr : calc)

```

Simply finish the routine with the right number of brackets.

```

107e <figure class 72a>+≡ (51b) <107a 108a>
    }
    }
    }
    return res;
}

```

The method to measure certain quantity, it essentially copies code from the previous method.

108a `<figure class 72a>+≡ (51b) <107e 108b>`
`ex figure::measure(const ex & key1, const ex & key2, PCR rel, bool use_cycle_metric,`
`const ex & parameter, bool corresponds) const`
`{`
`<run through all cycles in two nodes correspondingly 107b>`
`res.append(itr.op(0));`
`<run through all cycles in two nodes async 107d>`
`res.append(itr.op(0));`
`}`
`}`
`return res;`
`}`

Defines:

`measure`, never used.

Uses `ex 51c`, `figure 15d 22a 31a 31c 37d 47d 49c 72a 77b 79b 79c 82b 83c 95c 96c 97a 98a 100a 100c 102b 103b 103c 105b 106a 106c`, `op 48f`, and `PCR 44d`.

We apply `func` to all cycles in the, figure one-by-one.

108b `<figure class 72a>+≡ (51b) <108a 108c>`
`ex figure::apply(PEVAL func, bool use_cycle_metric, const ex & param) const`
`{`
`lst res;`
`for (const auto& x: nodes) {`
`int i=0;`
`lst cycles=ex.to<lst>(x.second.get_cycle(use_cycle_metric? cycle_metric : point_metric));`
`for (const auto& itc : cycles) {`
`res.append(lst{func(itc, param), x.first, i});`
`++i;`
`}`
`}`
`return res;`
`}`

Defines:

`apply`, never used.

Uses `cycle_metric 49e`, `ex 51c`, `figure 15d 22a 31a 31c 37d 47d 49c 72a 77b 79b 79c 82b 83c 95c 96c 97a 98a 100a 100c 102b 103b 103c 105b 106a 106c`, `get_cycle 34g 34h 96b`, `nodes 49f`, and `point_metric 49e`.

F.5.10. *Default Asymptote styles.* A simple `Asymptote` style. We produce different colours for points, lines and circles. No further options are specified.

108c `<figure class 72a>+≡ (51b) <108b 109a>`
`string asy_cycle_color(const ex & label, const ex & C, lst & color)`
`{`
`string asy_options="";`
`if (is_less_than_epsilon(ex.to<cycle>(C).det())) { // point`
`color=lst{0.5,0,0};`
`asy_options="dotted";`
`} else if (is_less_than_epsilon(ex.to<cycle>(C).get_k())) // straight line`
`color=lst{0,0.5,0};`
`else // a proper circle-hyperbola-parabola`
`color=lst{0,0,0.5};`
`return asy_options;`
`}`

Defines:

`asy_cycle_color`, used in chunk 50a.

Uses `ex 51c` and `is_less_than_epsilon 51d`.

A style to place labels.

```

109a <figure class 72a>+≡ (51b) <108c 109b>
  string label_pos(const ex & label, const ex & C, const string draw_str) {
    stringstream sstr;
    sstr << latex << label;

    string name=ex_to<symbol>(label).get_name(), new_TeXname;

    if (sstr.str() ≡ name) {
      string TeXname;
      <auto TeX name 82a>
      if (TeXname_new ≡ "")
        new_TeXname=name;
      else
        new_TeXname=TeXname_new;
    } else
      new_TeXname=sstr.str();

```

Defines:

label_pos, used in chunk 50b.

Uses ex 51c, name 32a, and TeXname 32a.

We use *regex* to spot places for labels in the *Asymptote* output.

```

109b <figure class 72a>+≡ (51b) <109a>
  std::regex draw("[.\\n\\r\\s]*(draw)\\((([\\w]*),)?((?:\\((.+?\\))|\\{.+?\\}|[^-.,0-9\\.])+) , ([.\\n\\r\\s]*)");
  std::regex dot("[.\\n\\r\\s]*(dot)\\((([\\w]*),)?((?:\\((.+?\\))|\\{.+?\\}|[^-.,0-9\\.])+) , ([.\\n\\r\\s]*)");
  std::regex e1("symbolLaTeXname");

  if (std::regex_search(draw_str, draw)) {
    string labelstr=std::regex_replace (draw_str, draw,
      "label($3\\\"$symbolLaTeXname$\\\",point($4,0.1),SE);\\n",
      std::regex_constants::format_no_copy | std::regex_constants::format_first_only);
    return std::regex_replace (labelstr, e1, new_TeXname);
  } else if (std::regex_search(draw_str, dot)) {
    string labelstr=std::regex_replace (draw_str, dot,
      "label($3\\\"$symbolLaTeXname$\\\",point($4,0.1),SE);\\n",
      std::regex_constants::format_no_copy);
    return std::regex_replace (labelstr, e1, new_TeXname);
  } else
    return "";
}

```

F.6. Functions defining cycle relations. This is collection of linear cycle relations which do not require a parameter.

```

109c <add cycle relations 109c>≡ (51b) 109d>
  ex cycle_orthogonal(const ex & C1, const ex & C2, const ex & pr)
  {
    return lst{(ex)lst{ex_to<cycle>(C1).is_orthogonal(ex_to<cycle>(C2))}};
  }

```

Defines:

cycle_orthogonal, used in chunks 20g, 21e, 24b, 37e, 57b, 59, 60a, 62a, 78a, 114, and 115a.

Uses ex 51c and is_orthogonal 22f 37e.

```

109d <add cycle relations 109c>+≡ (51b) <109c 110a>
  ex cycle_f_orthogonal(const ex & C1, const ex & C2, const ex & pr)
  {
    return lst{(ex)lst{ex_to<cycle>(C1).is_f_orthogonal(ex_to<cycle>(C2))}};
  }

```

Defines:

cycle_f_orthogonal, used in chunks 37f, 59, 60a, and 62a.

Uses ex 51c and is_f_orthogonal 37f.

110a $\langle \text{add cycle relations } 109c \rangle + \equiv$ (51b) $\triangleleft 109d \ 110b \triangleright$
`ex cycle_adifferent(const ex & C1, const ex & C2, const ex & pr)`
`{`
`return lst{(ex)lst{cycle_data(C1).is_almost_equal(ex_to<basic>(cycle_data(C2)),true)? 0: 1}};`
`}`

Defines:

`cycle_adifferent`, used in chunks 38a, 59, 60a, 62a, and 115a.

Uses `cycle_data` 22d 25c 41c 42a 53a 53b 53c 53d 53e, `ex` 51c, and `is_almost_equal` 113c.

To check the tangential property we use the condition from [33, Ex. 5.26(i)]

$$(18) \quad (\langle C_1, C_2 \rangle)^2 - \langle C_1, C_1 \rangle \langle C_2, C_2 \rangle = 0.$$

110b $\langle \text{add cycle relations } 109c \rangle + \equiv$ (51b) $\triangleleft 110a \ 110c \triangleright$
`ex check_tangent(const ex & C1, const ex & C2, const ex & pr)`
`{`
`return lst{(ex)lst{pow(ex_to<cycle>(C1).cycle_product(ex_to<cycle>(C2)),2)`
`-ex_to<cycle>(C1).cycle_product(ex_to<cycle>(C1))`
`*ex_to<cycle>(C2).cycle_product(ex_to<cycle>(C2)) \equiv 0}};`
`}`

Defines:

`check_tangent`, used in chunk 24e.

Uses `ex` 51c.

To define tangential property, theoretically we can use (18) as well. However, a system of several such quadratic conditions will be difficult to resolve. Thus, we use a single quadratic relations $\langle C_1, C_1 \rangle = -1$ which allows to linearise the tangential property to a pair of identities: $\langle C_1, C_2 \rangle \pm \sqrt{\langle C_2, C_2 \rangle} = 0$.

110c $\langle \text{add cycle relations } 109c \rangle + \equiv$ (51b) $\triangleleft 110b \ 110d \triangleright$
`ex cycle_tangent(const ex & C1, const ex & C2, const ex & pr)`
`{`
`return lst{lst{ex_to<cycle>(C1).cycle_product(ex_to<cycle>(C1))+numeric(1) \equiv 0,`
`ex_to<cycle>(C1).cycle_product(ex_to<cycle>(C2))`
`-sqrt(abs(ex_to<cycle>(C2).cycle_product(ex_to<cycle>(C2)))) \equiv 0},`
`lst{ex_to<cycle>(C1).cycle_product(ex_to<cycle>(C1))-numeric(1) \equiv 0,`
`ex_to<cycle>(C1).cycle_product(ex_to<cycle>(C2))`
`-sqrt(abs(ex_to<cycle>(C2).cycle_product(ex_to<cycle>(C2)))) \equiv 0},`
`lst{ex_to<cycle>(C1).cycle_product(ex_to<cycle>(C1))+numeric(1) \equiv 0,`
`ex_to<cycle>(C1).cycle_product(ex_to<cycle>(C2))`
`+sqrt(abs(ex_to<cycle>(C2).cycle_product(ex_to<cycle>(C2)))) \equiv 0},`
`lst{ex_to<cycle>(C1).cycle_product(ex_to<cycle>(C1))-numeric(1) \equiv 0,`
`ex_to<cycle>(C1).cycle_product(ex_to<cycle>(C2))`
`+sqrt(abs(ex_to<cycle>(C2).cycle_product(ex_to<cycle>(C2)))) \equiv 0}};`
`}`

Defines:

`cycle_tangent`, used in chunks 38e, 59, 60a, and 62a.

Uses `ex` 51c and `numeric` 21h.

110d $\langle \text{add cycle relations } 109c \rangle + \equiv$ (51b) $\triangleleft 110c \ 111a \triangleright$
`ex cycle_tangent_o(const ex & C1, const ex & C2, const ex & pr)`
`{`
`return lst{lst{ex_to<cycle>(C1).cycle_product(ex_to<cycle>(C1))+numeric(1) \equiv 0,`
`ex_to<cycle>(C1).cycle_product(ex_to<cycle>(C2))`
`-sqrt(abs(ex_to<cycle>(C2).cycle_product(ex_to<cycle>(C2)))) \equiv 0},`
`lst{ex_to<cycle>(C1).cycle_product(ex_to<cycle>(C1))-numeric(1) \equiv 0,`
`ex_to<cycle>(C1).cycle_product(ex_to<cycle>(C2))`
`-sqrt(abs(ex_to<cycle>(C2).cycle_product(ex_to<cycle>(C2)))) \equiv 0}};`
`}`

Defines:

`cycle_tangent_o`, used in chunks 38f, 59, 60a, and 62a.

Uses `ex` 51c and `numeric` 21h.

111a $\langle \text{add cycle relations } 109c \rangle + \equiv$ (51b) $\triangleleft 110d \ 111b \triangleright$
`ex cycle_tangent_i(const ex & C1, const ex & C2, const ex & pr)`
`{`
`return lst{lst{ex_to<cycle>(C1).cycle_product(ex_to<cycle>(C1))+numeric(1) \equiv 0,`
`ex_to<cycle>(C1).cycle_product(ex_to<cycle>(C2))`
`+sqrt(abs(ex_to<cycle>(C2).cycle_product(ex_to<cycle>(C2))) \equiv 0},`
`lst{ex_to<cycle>(C1).cycle_product(ex_to<cycle>(C1))-numeric(1) \equiv 0,`
`ex_to<cycle>(C1).cycle_product(ex_to<cycle>(C2))`
`+sqrt(abs(ex_to<cycle>(C2).cycle_product(ex_to<cycle>(C2))) \equiv 0}};`
`}`

Defines:

`cycle_tangent_i`, used in chunks 38f, 59, 60a, and 62a.

Uses `ex 51c` and `numeric 21h`.

111b $\langle \text{add cycle relations } 109c \rangle + \equiv$ (51b) $\triangleleft 111a \ 111c \triangleright$
`ex cycle_different(const ex & C1, const ex & C2, const ex & pr)`
`{`
`return lst{(ex)lst{ex_to<cycle>(C1).is_equal(ex_to<basic>(C2), true)? 0: 1}};`
`}`

Defines:

`cycle_different`, used in chunks 37g, 59, 60a, 62a, and 78a.

Uses `ex 51c`.

If the cycle product has imaginary part we return the false statement. For a real cycle product we check its sign.

111c $\langle \text{add cycle relations } 109c \rangle + \equiv$ (51b) $\triangleleft 111b \ 111d \triangleright$
`ex product_sign(const ex & C1, const ex & C2, const ex & pr)`
`{`
`if (is_less_than_epsilon(ex_to<cycle>(C1).cycle_product(ex_to<cycle>(C1)).evalf().imag_part()))`
`return lst{(ex)lst{pr*(ex_to<cycle>(C1).cycle_product(ex_to<cycle>(C1)).evalf() - epsilon) < 0}};`
`else`
`return lst{(ex)lst{numeric(1) < 0}};`
`}`

Defines:

`product_sign`, used in chunks 38, 59, 60a, and 62a.

Uses `epsilon 51c`, `evalf 48f`, `ex 51c`, `is_less_than_epsilon 51d`, and `numeric 21h`.

Now we define the relation between cycles to “intersect with certain angle” (but the “intersection” may be imaginary).

If cycles are intersecting indeed then the value of `pr` is the cosine of the angle.

111d $\langle \text{add cycle relations } 109c \rangle + \equiv$ (51b) $\triangleleft 111c \ 111e \triangleright$
`ex cycle_angle(const ex & C1, const ex & C2, const ex & pr)`
`{`
`return lst{lst{ex_to<cycle>(C1).cycle_product(ex_to<cycle>(C2).normalize_norm())-pr \equiv 0,`
`ex_to<cycle>(C1).cycle_product(ex_to<cycle>(C1))+numeric(1) \equiv 0},`
`lst{ex_to<cycle>(C1).cycle_product(ex_to<cycle>(C2).normalize_norm())-pr \equiv 0,`
`ex_to<cycle>(C1).cycle_product(ex_to<cycle>(C1))-numeric(1) \equiv 0}};`
`}`

Defines:

`cycle_angle`, used in chunks 38g, 59, 60a, and 62a.

Uses `ex 51c` and `numeric 21h`.

The next relation defines tangential distance between cycles.

111e $\langle \text{add cycle relations } 109c \rangle + \equiv$ (51b) $\triangleleft 111d \ 112a \triangleright$
`ex steiner_power(const ex & C1, const ex & C2, const ex & pr)`
`{`
`cycle C=ex_to<cycle>(C2).normalize();`
`return lst{lst{ex_to<cycle>(C1).cycle_product(C)+sqrt(abs(C.cycle_product(C)))`
`-pr*ex_to<cycle>(C1).get_k() \equiv 0,`
`ex_to<cycle>(C1).cycle_product(ex_to<cycle>(C1))+numeric(1) \equiv 0},`
`lst{ex_to<cycle>(C1).cycle_product(C)+sqrt(abs(C.cycle_product(C)))`
`-pr*ex_to<cycle>(C1).get_k() \equiv 0,`
`ex_to<cycle>(C1).cycle_product(ex_to<cycle>(C1))-numeric(1) \equiv 0}};`
`}`

Defines:

`steiner_power`, used in chunks 38h, 39a, 59, 60a, and 62a.

Uses `ex 51c` and `numeric 21h`.

Cross tangential distance is different by a sign of one term.

112a $\langle \text{add cycle relations } 109c \rangle + \equiv$ (51b) $\triangleleft 111e \ 112b \triangleright$

```

ex cycle_cross_t_distance(const ex & C1, const ex & C2, const ex & pr)
{
  cycle C=ex_to<cycle>(C2).normalize();
  return lst{lst{ex_to<cycle>(C1).cycle_product(C)-sqrt(abs(C.cycle_product(C)))
    -pow(pr,2)*ex_to<cycle>(C1).get_k() $\equiv$ 0,
    ex_to<cycle>(C1).cycle_product(ex_to<cycle>(C1))+numeric(1) $\equiv$ 0},
    lst{ex_to<cycle>(C1).cycle_product(C)-sqrt(abs(C.cycle_product(C)))
    -pow(pr,2)*ex_to<cycle>(C1).get_k() $\equiv$ 0,
    ex_to<cycle>(C1).cycle_product(ex_to<cycle>(C1))-numeric(1) $\equiv$ 0}}};
}

```

Defines:

cycle_cross_t_distance, used in chunks 39b, 59, 60a, and 62a.

Uses **ex** 51c and **numeric** 21h.

Check that all coefficients of the first cycle are real.

112b $\langle \text{add cycle relations } 109c \rangle + \equiv$ (51b) $\triangleleft 112a \ 112c \triangleright$

```

ex coefficients_are_real(const ex & C1, const ex & C2, const ex & pr)
{
  cycle C=ex_to<cycle>(ex_to<cycle>(C1.evalf()).imag_part());
  if ( $\neg$  (is_less_than_epsilon(C.get_k())  $\wedge$  is_less_than_epsilon(C.get_m())))
    return lst{(ex)lst{0}};
  for (int i=0; i < ex_to<cycle>(C1).get_dim(); ++i)
    if ( $\neg$  is_less_than_epsilon(C.get_l(i)))
      return lst{(ex)lst{0}};

  return lst{(ex)lst{1}};
}

```

Defines:

coefficients_are_real, used in chunks 38d, 59, 60a, and 62a.

Uses **evalf** 48f, **ex** 51c, **get_dim**() 34f, and **is_less_than_epsilon** 51d.

F.6.1. *Measured quantities.* This function measures relative powers of two cycles, which turn to be their cycle product for norm-normalised vectors.

112c $\langle \text{add cycle relations } 109c \rangle + \equiv$ (51b) $\triangleleft 112b \ 112d \triangleright$

```

ex angle_is(const ex & C1, const ex & C2, const ex & pr)
{
  return lst{(ex)lst{ex_to<cycle>(C1).normalize_norm().cycle_product(ex_to<cycle>(C2).normalize_norm())}};
}

```

Defines:

angle_is, never used.

Uses **ex** 51c.

This function measures relative powers of two cycles, which turn to be their cycle product for k -normalised vectors.

112d $\langle \text{add cycle relations } 109c \rangle + \equiv$ (51b) $\triangleleft 112c \ 112e \triangleright$

```

ex power_is(const ex & C1, const ex & C2, const ex & pr)
{
  cycle Ca=ex_to<cycle>(C1).normalize(), Cb=ex_to<cycle>(C2).normalize();

  return lst{(ex)lst{Ca.cycle_product(Cb)+pr*sqrt(abs(Ca.cycle_product(Ca)*Cb.cycle_product(Cb)))}};
}

```

Defines:

power_is, never used.

Uses **ex** 51c.

112e $\langle \text{add cycle relations } 109c \rangle + \equiv$ (51b) $\triangleleft 112d \ 113a \triangleright$

```

ex cycle_moebius(const ex & C1, const ex & C2, const ex & pr)
{
  return lst{(ex)lst{ex_to<cycle>(C2).matrix_similarity(pr.op(0),pr.op(1),pr.op(2),pr.op(3))}};
}

```

Defines:

cycle_moebius, used in chunks 39c, 59, 60a, and 62a.

Uses **ex** 51c and **op** 48f.

That relations works only for real matrices, thus we start from the relevant checks.

113a \langle add cycle relations 109c $\rangle + \equiv$ (51b) \triangleleft 112e 113b \triangleright
cycle_relation *sl2_transform*(**const** *ex* & *key*, **bool** *cm*, **const** *ex* & **matrix**) {
 if (*is_a*<**lst**>(bmatrix) \wedge **matrix.op**(0).info(*info_flags::real*) \wedge **matrix.op**(1).info(*info_flags::real*)
 \wedge **matrix.op**(2).info(*info_flags::real*) \wedge **matrix.op**(3).info(*info_flags::real*))
 return **cycle_relation**(*key*, *cycle_sl2*, *cm*, **matrix**);
 else
 throw(*std::invalid_argument*("sl2_transform(): shall be applied only with a matrix having"
 " real entries"));
}

Defines:

sl2_transform, never used.

Uses **cycle_relation** 39e 44e 45c 58 59 60a 60b 62a 62b, **cycle_sl2** 46a 113b, **ex** 51c, **info** 48f, **key** 32a, and **op** 48f.

That relations works only in two dimensions, thus we start from the relevant checks.

113b \langle add cycle relations 109c $\rangle + \equiv$ (51b) \triangleleft 113a \triangleright
ex *cycle_sl2*(**const** *ex* & *C1*, **const** *ex* & *C2*, **const** *ex* & *pr*)
{
 if (*ex.to*<**cycle**>(*C2*).get_dim() \equiv 2)
 return **lst**{(**ex**)**lst**{*ex.to*<**cycle**>(*C2*).sl2_similarity(*pr.op*(0),*pr.op*(1),*pr.op*(2),*pr.op*(3),
ex.to<**cycle**>(*C2*).get_unit())}};
 else
 throw(*std::invalid_argument*("cycle_sl2(): shall be applied only in two dimensions"));
}

Defines:

cycle_sl2, used in chunks 59, 60a, 62a, and 113a.

Uses **ex** 51c, **get_dim**() 34f, and **op** 48f.

F.7. Additional functions. Equality of cycles.

113c \langle additional functions 113c $\rangle \equiv$ (51b) 114a \triangleright
bool *is_almost_equal*(**const** *ex* & *A*, **const** *ex* & *B*)
{
 if ((*not is_a*<**cycle**>(*A*) \vee (*not is_a*<**cycle**>(*B*)))
 return false;

const *cycle* *C1* = *ex.to*<**cycle**>(*A*),
C2 = *ex.to*<**cycle**>(*B*);
ex *factor*=0, *ofactor*=0;

 // Check that coefficients are scalar multiples of C2
 if (*not is_less_than_epsilon*((*C1.get_m*()**C2.get_k*()-*C2.get_m*()**C1.get_k*()).normal()))
 return false;
 // Set up coefficients for proportionality
 if (*C1.get_k*().normal().is_zero()) {
factor=*C1.get_m*();
ofactor=*C2.get_m*();
 } else {
factor=*C1.get_k*();
ofactor=*C2.get_k*();
 }
}

Defines:

is_almost_equal, used in chunks 42a, 56a, 110a, and 115b.

Uses **ex** 51c and **is_less_than_epsilon** 51d.

Now we iterate through the coefficients of l .

```
114a <additional functions 113c>+≡ (51b) <113c 114b>
    for (unsigned int i=0; i<C1.get_l().nops(); i++)
        // search the the first non-zero coefficient
        if (factor.is_zero()) {
            factor=C1.get_l(i);
            ofactor=C2.get_l(i);
        } else
            if (¬ is_less_than_epsilon((C1.get_l(i)*ofactor-C2.get_l(i)*factor).normal()))
                return false;
    return true;
}
```

Uses `is_less_than_epsilon` 51d and `nops` 48f.

```
114b <additional functions 113c>+≡ (51b) <114a 114c>
    ex midpoint_constructor()
    {
        figure SF=ex_to<figure>((new figure)→setflag(status_flags::expanded));

        ex v1=SF.add_cycle(cycle_data(),"variable000");
        ex v2=SF.add_cycle(cycle_data(),"variable001");
        ex v3=SF.add_cycle(cycle_data(),"variable002");
```

Defines:

`midpoint_constructor`, used in chunk 22b.

Uses `add_cycle` 22d 32b 78d, `cycle_data` 22d 25c 41c 42a 53a 53b 53c 53d 53e, `ex` 51c, and `figure` 15d 22a 31a 31c 37d 47d 49c 72a 77b 79b 79c 82b 83c 95c 96c 97a 98a 100a 100c 102b 103b 103c 105b 106a 106c.

Join three point by an "interval" cycle.

```
114c <additional functions 113c>+≡ (51b) <114b 114d>
    ex v4=SF.add_cycle_rel(lst{cycle_relation(v1,cycle_orthogonal),
        cycle_relation(v2,cycle_orthogonal),
        cycle_relation(v3,cycle_orthogonal)},
        "v4");
```

Uses `add_cycle_rel` 15f 22f 32c 80b, `cycle_orthogonal` 33d 109c, `cycle_relation` 39e 44e 45c 58 59 60a 60b 62a 62b, and `ex` 51c.

A cycle ortogonal to the above interval.

```
114d <additional functions 113c>+≡ (51b) <114c 114e>
    ex v5=SF.add_cycle_rel(lst{cycle_relation(v1,cycle_orthogonal),
        cycle_relation(v2,cycle_orthogonal),
        cycle_relation(v4,cycle_orthogonal)},
        "v5");
```

Uses `add_cycle_rel` 15f 22f 32c 80b, `cycle_orthogonal` 33d 109c, `cycle_relation` 39e 44e 45c 58 59 60a 60b 62a 62b, and `ex` 51c.

The perpendicular to the interval and the cycle passing the midpoint.

```
114e <additional functions 113c>+≡ (51b) <114d 115a>
    ex v6=SF.add_cycle_rel(lst{cycle_relation(v3,cycle_orthogonal),
        cycle_relation(v4,cycle_orthogonal),
        cycle_relation(v5,cycle_orthogonal)},
        "v6");
```

Uses `add_cycle_rel` 15f 22f 32c 80b, `cycle_orthogonal` 33d 109c, `cycle_relation` 39e 44e 45c 58 59 60a 60b 62a 62b, and `ex` 51c.

The mid point as the intersection point.

```

115a <additional functions 113c>+≡ (51b) <114e 115b>
    ex r=symbol("result");
    SF.add_cycle_rel(lst{cycle_relation(v4,cycle_orthogonal),
        cycle_relation(v6,cycle_orthogonal),
        cycle_relation(r,cycle_orthogonal,false),
        cycle_relation(v3,cycle_adifferent)},
        r);

    return SF;
}

```

Uses `add_cycle_rel` 15f 22f 32c 80b, `cycle_adifferent` 34a 110a, `cycle_orthogonal` 33d 109c, `cycle_relation` 39e 44e 45c 58 59 60a 60b 62a 62b, and `ex` 51c.

This is an auxiliary function which removes duplicated cycles from a list L .

```

115b <additional functions 113c>+≡ (51b) <115a 115c>
    ex unique_cycle(const ex & L)
    {
        if(is_a<lst>(L) ∧ (L.nops() > 1) ) {
            lst res;
            lst::const_iterator it = ex_to<lst>(L).begin();
            if (is_a<cycle_data>(*it)) {
                res.append(*it);
                ++it;
                for (; it ≠ ex_to<lst>(L).end(); ++it) {
                    bool is_new=true;
                    if (¬ is_a<cycle_data>(*it))
                        break; // a non-cycle detected, get out

                    for (const auto& it1 : res)
                        if (ex_to<cycle_data>(*it).is_almost_equal(ex_to<basic>(it1),true)
                            ∨ ex_to<cycle_data>(*it).is_equal(ex_to<basic>(it1),true)) {
                            is_new=false; // is a duplicate
                            break;
                        }
                    if (is_new)
                        res.append(*it);
                }
            }
            if (it ≡ ex_to<lst>(L).end()) // all are processed, no non-cycle is detected
                return res;
        }
    }
    return L;
}

```

Defines:

`unique_cycle`, used in chunk 94a.

Uses `cycle_data` 22d 25c 41c 42a 53a 53b 53c 53d 53e, `ex` 51c, `is_almost_equal` 113c, and `nops` 48f.

The debug output may be switched on and switched off by the following methods.

```

115c <additional functions 113c>+≡ (51b) <115b 116a>
    void figure_debug_on() { FIGURE_DEBUG = true; }
    void figure_debug_off() { FIGURE_DEBUG = false; }
    bool figure_ask_debug_status() { return FIGURE_DEBUG; }

```

Defines:

`figure_ask_debug_status`, never used.

`figure_debug_off`, never used.

`figure_debug_on`, never used.

Uses `FIGURE_DEBUG` 50d.

Setting variable *show_asy_graphics* to switch **Asymptote** display on and off.

116a \langle additional functions 113c $\rangle + \equiv$ (51b) \triangleleft 115c

```
void show_asy_on() { show_asy_graphics=true; }
void show_asy_off() { show_asy_graphics=false; }
```

Defines:

`show_asy_off`, never used.
`show_asy_on`, never used.

Uses `show_asy_graphics` 50e.

APPENDIX G. CHANGE LOG

3.0: The following changes are committed:

- : Functions *sl2_clifford()* and *sl2_similarity()* work for hypercomplex matrices as well.
- : Cycle library is able to work both in vector and paravector formalisms.
- : Add flag *ignore_unit* to **cycle::is_equal()**.
- : Add *with_label* parameter to **figure::asy_write()**.
- : Improved the example with modular group action.
- : Numerous small improvements to code and documentations.

2.7: The following changes are committed:

- : Container ([lst]) assignments are using curly brackets now.
- : Some fixes for upcoming GiNaC 1.7.0.

2.6: The following changes are committed:

- : Installation instructions are updated and tested.
- : PyGiNaC (refreshed) is added as a subproject.

2.5: The following changes are committed:

- Documentation is updated.
- 3D visualiser is added as a subproject.
- Minor fixes and adjustments.

2.4: The following minor changes are committed:

- Embedded PDF animation can be produced.
- Numerous improvements to documentation.

2.3: The following minor changes are committed:

- The stereometric example is done with the symbolic parameter.
- A concise mathematical introduction is written.
- Re-shape code of figure library.
- Use both symbolic and float checks to analyse newly evaluated cycles.
- Some minor code improvements.

2.2: The following minor changes are committed:

- New cycle relations *moebius_transform* and *sl2_transform* are added.
- Example programme with modular group action is added.
- Method *add_cycle_rel* may take a single relation now.
- Numerous internal fixes.

2.1: The following minor changes are committed:

- The method **figure::get_all_keys()** is added
- Debug output may be switched on/off from the code.
- Improvements to documentation.
- Initialisation of cycles in **Python** wrapper are corrected.

2.0: The two-dimension restriction is removed from the **figure** library. This breaks APIs, thus the major version number is increased.

1.0: First official stable release with all essential functionality.

116b \langle separating chunk 15a $\rangle + \equiv$ \triangleleft 28f

APPENDIX H. LICENSE

This programme is distributed under GNU GPLv3 [16].

```

117 <license 117>≡ (15b 16a 18a 20a 21g 26f 27c 29a 40d 50c)
// The library for ensembles of interrelated cycles in non-Euclidean geometry
//
// Copyright (C) 2014-2018 Vladimir V. Kisil <kisilv@maths.leeds.ac.uk>
//
// This program is free software: you can redistribute it and/or modify
// it under the terms of the GNU General Public License as published by
// the Free Software Foundation, either version 3 of the License, or
// (at your option) any later version.
//
// This program is distributed in the hope that it will be useful,
// but WITHOUT ANY WARRANTY; without even the implied warranty of
// MERCHANTABILITY or FITNESS FOR A PARTICULAR PURPOSE. See the
// GNU General Public License for more details.
//
// You should have received a copy of the GNU General Public License
// along with this program. If not, see <http://www.gnu.org/licenses/>.

```

APPENDIX I. INDEX OF IDENTIFIERS

----figure--: [40d](#), [41a](#)
 add_cycle: [18c](#), [19e](#), [20b](#), [21a](#), [21c](#), [22d](#), [27d](#), [29b](#), [32b](#), [78d](#), [79a](#), [114b](#)
 add_cycle_rel: [15f](#), [16d](#), [16e](#), [19a](#), [19d](#), [20d](#), [20e](#), [20f](#), [21b](#), [21d](#), [22f](#), [23a](#), [23b](#), [23c](#), [23d](#), [23g](#), [24c](#), [24d](#), [28a](#), [28c](#), [30a](#), [30d](#), [32c](#), [80b](#), [80c](#), [81a](#), [81b](#), [114c](#), [114d](#), [114e](#), [115a](#)
 add_point: [15e](#), [16c](#), [22c](#), [22e](#), [32a](#), [77c](#), [77d](#)
 add_subfigure: [23e](#), [23f](#), [24a](#), [32d](#), [81c](#), [81d](#)
 angle_is: [46b](#), [112c](#)
 apply: [35c](#), [108b](#)
 archive: [42a](#), [44c](#), [45c](#), [47c](#), [48f](#), [53c](#), [59](#), [60a](#), [64b](#), [64c](#), [70c](#), [76c](#), [77b](#), [105b](#)
 arrangement_write: [30e](#), [37b](#), [37b](#), [102b](#)
 asy_animate: [17a](#), [26b](#), [36b](#), [36b](#), [100c](#)
 asy_cycle_color: [50a](#), [108c](#)
 asy_draw: [25a](#), [35e](#), [35e](#), [98a](#), [98e](#), [100a](#), [101b](#)
 asy_write: [15g](#), [19e](#), [24f](#), [25a](#), [25b](#), [25c](#), [25d](#), [28d](#), [36a](#), [36a](#), [100a](#)
 check_rel: [20g](#), [21e](#), [24b](#), [24e](#), [33c](#), [107a](#)
 check_tangent: [24e](#), [33f](#), [110b](#)
 coefficients_are_real: [34c](#), [38d](#), [59](#), [60a](#), [62a](#), [112b](#)
 cross_t_distance: [39b](#)
 cycle_adifferent: [34a](#), [38a](#), [59](#), [60a](#), [62a](#), [110a](#), [115a](#)
 cycle_angle: [38g](#), [45e](#), [59](#), [60a](#), [62a](#), [111d](#)
 cycle_cross_t_distance: [39b](#), [45e](#), [59](#), [60a](#), [62a](#), [112a](#)
 cycle_data: [22d](#), [25c](#), [25d](#), [41c](#), [42a](#), [45b](#), [51a](#), [51e](#), [52a](#), [52b](#), [52c](#), [53a](#), [53b](#), [53c](#), [53d](#), [53e](#), [54a](#), [54b](#), [54c](#), [55a](#), [56a](#), [56c](#), [56d](#), [57a](#), [61a](#), [66a](#), [67d](#), [68b](#), [68c](#), [69a](#), [72c](#), [72d](#), [78a](#), [78b](#), [80c](#), [81c](#), [82d](#), [84c](#), [86c](#), [91d](#), [93c](#), [94d](#), [110a](#), [114b](#), [115b](#)
 cycle_different: [33g](#), [37g](#), [59](#), [60a](#), [62a](#), [78a](#), [111b](#)
 cycle_f_orthogonal: [33e](#), [37f](#), [59](#), [60a](#), [62a](#), [109d](#)
 cycle_metric: [34e](#), [34g](#), [49e](#), [72a](#), [73c](#), [74b](#), [74c](#), [74d](#), [74e](#), [75b](#), [75d](#), [76a](#), [92d](#), [93c](#), [94c](#), [99a](#), [103d](#), [104a](#), [104c](#), [105a](#), [105b](#), [106a](#), [107b](#), [108b](#)
 cycle_moebius: [39c](#), [46a](#), [59](#), [60a](#), [62a](#), [112e](#)
 cycle_node: [31c](#), [35a](#), [42c](#), [43a](#), [44c](#), [44e](#), [45b](#), [45c](#), [47a](#), [47c](#), [48e](#), [49f](#), [51a](#), [61a](#), [61b](#), [65b](#), [65c](#), [65d](#), [65e](#), [66a](#), [66c](#), [66d](#), [66e](#), [67a](#), [67b](#), [67c](#), [67d](#), [68a](#), [68b](#), [68c](#), [68d](#), [68e](#), [69a](#), [69b](#), [69c](#), [70a](#), [70b](#), [70c](#), [71a](#), [71c](#), [72c](#), [72d](#), [73c](#), [76a](#), [78a](#), [78b](#), [78d](#), [80c](#), [81c](#), [95a](#), [95b](#), [96b](#), [103d](#), [104a](#), [104c](#), [105a](#), [107b](#)
 cycle_orthogonal: [20g](#), [21e](#), [24b](#), [33d](#), [37e](#), [57b](#), [59](#), [60a](#), [62a](#), [78a](#), [109c](#), [114c](#), [114d](#), [114e](#), [115a](#)
 cycle_orthogonal_e: [46e](#)
 cycle_orthogonal_h: [46e](#)
 cycle_orthogonal_p: [46e](#)
 cycle_power: [38h](#)
 cycle_relation: [37e](#), [37f](#), [37g](#), [38a](#), [38b](#), [38c](#), [38d](#), [38e](#), [38f](#), [38g](#), [38h](#), [39a](#), [39b](#), [39c](#), [39d](#), [39e](#), [42b](#), [44c](#), [44e](#), [45a](#), [45c](#), [51a](#), [57b](#), [57c](#), [57d](#), [58](#), [59](#), [60a](#), [60b](#), [61a](#), [62a](#), [62b](#), [63a](#), [63b](#), [68e](#), [69a](#), [70c](#), [78a](#), [80b](#), [80c](#), [81b](#), [92d](#), [93c](#), [113a](#), [114c](#), [114d](#), [114e](#), [115a](#)
 cycle_sl2: [46a](#), [59](#), [60a](#), [62a](#), [113a](#), [113b](#)
 cycle_tangent: [38e](#), [45e](#), [59](#), [60a](#), [62a](#), [110c](#)
 cycle_tangent_i: [38f](#), [45e](#), [59](#), [60a](#), [62a](#), [111a](#)
 cycle_tangent_o: [38f](#), [45e](#), [59](#), [60a](#), [62a](#), [110d](#)
 do_not_update_subfigure: [50c](#), [65a](#), [104c](#)
 epsilon: [18a](#), [19a](#), [51c](#), [51d](#), [111c](#)
 evalf: [19a](#), [24e](#), [28b](#), [28e](#), [48f](#), [51d](#), [85a](#), [86e](#), [88d](#), [89a](#), [91a](#), [92b](#), [99a](#), [102e](#), [105a](#), [111c](#), [112b](#)
 evaluate_cycle: [48b](#), [84a](#), [84d](#), [93b](#)
 evaluation_assist: [40c](#), [86e](#), [88b](#)
 ex: [15e](#), [15f](#), [16c](#), [16d](#), [16e](#), [18b](#), [18c](#), [19a](#), [19d](#), [19e](#), [20b](#), [20c](#), [20f](#), [20g](#), [21a](#), [21b](#), [21c](#), [21d](#), [22c](#), [22d](#), [22e](#), [22f](#), [23a](#), [23b](#), [23c](#), [23d](#), [23e](#), [23f](#), [23g](#), [24a](#), [24c](#), [24d](#), [27c](#), [27d](#), [29a](#), [29b](#), [31a](#), [31b](#), [31c](#), [32a](#), [32b](#), [32c](#), [32d](#), [32e](#), [32f](#), [32g](#), [33a](#), [33b](#), [33c](#), [33d](#), [33e](#), [33f](#), [33g](#), [34a](#), [34b](#), [34c](#), [34d](#), [34e](#), [34f](#), [34g](#), [34h](#), [35a](#), [35b](#), [35c](#), [35e](#), [36a](#), [36b](#), [37a](#), [37e](#), [37f](#), [37g](#), [38a](#), [38b](#), [38c](#), [38d](#), [38e](#), [38f](#), [38g](#), [38h](#), [39a](#), [39b](#), [39c](#), [39d](#), [39e](#), [39f](#), [39g](#), [40a](#), [40c](#), [41d](#), [42a](#), [43a](#), [43b](#), [43c](#), [43d](#), [43g](#), [43h](#), [44a](#), [44c](#), [44d](#), [44e](#), [45a](#), [45b](#), [45c](#), [45e](#), [46a](#), [46b](#), [46d](#), [46e](#), [47a](#), [47b](#), [48a](#), [48b](#), [48d](#), [48f](#), [49b](#), [49d](#), [49e](#), [49h](#), [50a](#), [50b](#), [51c](#), [51d](#), [52a](#), [52b](#), [54a](#), [54b](#), [54c](#), [55a](#), [56a](#), [56c](#), [56d](#), [57a](#), [57c](#), [59](#), [60a](#), [61a](#), [62a](#), [63a](#), [63b](#), [63d](#), [64c](#), [65a](#), [65c](#), [65e](#), [66c](#), [66d](#), [67a](#), [67b](#), [67d](#), [68a](#), [68b](#), [68c](#), [69c](#), [70a](#), [70b](#), [71a](#), [72e](#), [73a](#), [74a](#), [74b](#), [74d](#), [75a](#), [75b](#), [76a](#), [77c](#), [77d](#), [78d](#), [79a](#), [79b](#), [79c](#), [80b](#), [80c](#), [81a](#), [81b](#), [81c](#), [81d](#), [82b](#), [83c](#), [84a](#), [85a](#), [86e](#), [87a](#), [87b](#), [87e](#), [88b](#), [88c](#), [88e](#), [89a](#), [89b](#), [92c](#), [95c](#), [96a](#), [96b](#), [97a](#), [97d](#), [98a](#), [100a](#), [100c](#), [101c](#), [102c](#), [102d](#), [103d](#), [104a](#), [104b](#), [104c](#), [105a](#), [106a](#), [107a](#), [107c](#), [108a](#), [108b](#), [108c](#), [109a](#), [109c](#), [109d](#), [110a](#), [110b](#), [110c](#), [110d](#), [111a](#), [111b](#), [111c](#), [111d](#), [111e](#), [112a](#), [112b](#), [112c](#), [112d](#), [112e](#), [113a](#), [113b](#), [113c](#), [114b](#), [114c](#), [114d](#), [114e](#), [115a](#), [115b](#)
 figure: [15b](#), [15d](#), [16a](#), [16b](#), [18a](#), [20a](#), [21g](#), [22a](#), [22b](#), [26f](#), [27c](#), [29a](#), [31a](#), [31c](#), [36a](#), [36b](#), [36c](#), [36d](#), [37d](#), [44c](#), [44e](#), [45c](#), [47a](#), [47c](#), [47d](#), [48f](#), [49c](#), [50c](#), [51a](#), [64b](#), [64c](#), [72a](#), [72e](#), [73a](#), [73c](#), [74a](#), [74d](#), [75a](#), [75b](#), [76a](#), [76c](#), [77b](#), [77c](#), [77d](#), [78d](#), [79a](#), [79b](#), [79c](#), [80b](#), [80c](#), [81a](#), [81b](#), [81c](#), [81d](#), [82b](#), [83a](#), [83c](#), [84a](#), [84d](#), [92c](#), [94b](#), [94c](#), [95a](#), [95c](#), [96a](#), [96b](#), [96c](#), [97a](#), [97d](#), [98a](#), [100a](#), [100c](#), [102b](#), [103a](#), [103b](#), [103c](#), [103d](#), [104a](#), [104b](#), [104c](#), [105a](#), [105b](#), [106a](#), [106c](#), [106d](#), [107a](#), [108a](#), [108b](#), [114b](#)
 figure_ask_debug_status: [40b](#), [115c](#)
 FIGURE_DEBUG: [50d](#), [69a](#), [76c](#), [77b](#), [78c](#), [78d](#), [79b](#), [80a](#), [80d](#), [82b](#), [83b](#), [83f](#), [96b](#), [99a](#), [99c](#), [103c](#), [115c](#)
 figure_debug_off: [40b](#), [115c](#), [115c](#)
 figure_debug_on: [40b](#), [115c](#), [115c](#)
 float_evaluation: [36d](#), [49g](#), [85a](#), [86e](#), [92b](#), [94b](#), [105b](#), [106a](#)
 freeze: [16b](#), [25e](#), [36c](#)

get_all_keys: [18d](#), [19c](#), [33b](#), [96a](#), [102c](#)
 get_cycle: [18e](#), [21c](#), [28b](#), [30b](#), [34g](#), [34h](#), [42a](#), [43d](#), [54c](#), [61c](#), [67d](#), [94c](#), [96b](#), [98c](#), [102c](#), [107b](#), [108b](#)
 get_cycle_label: [33a](#), [94c](#), [97d](#)
 get_cycle_metric: [34e](#), [73c](#)
 get_cycle_node: [35a](#), [48d](#)
 get_dim(): [34f](#), [42a](#), [52b](#), [55b](#), [56b](#), [57a](#), [72b](#), [73a](#), [74b](#), [74d](#), [74e](#), [75b](#), [75d](#), [75e](#), [77d](#), [78a](#), [82b](#), [84b](#), [94d](#), [95c](#), [95d](#), [98b](#), [102b](#), [112b](#), [113b](#)
 get_generation: [35a](#), [43e](#), [65d](#), [73d](#), [79c](#), [79d](#), [80c](#), [81c](#), [82b](#), [83e](#), [95a](#), [96a](#), [97a](#), [98c](#), [102c](#), [103c](#)
 get_infinity: [16e](#), [20d](#), [21e](#), [28c](#), [48d](#)
 get_point_metric: [18b](#), [34e](#), [73c](#)
 get_real_line: [15f](#), [16d](#), [48d](#)
 GHOST_GEN: [33b](#), [41b](#), [41b](#), [78a](#), [79d](#), [83e](#), [96a](#), [103c](#)
 infinity: [48d](#), [49d](#), [72a](#), [72c](#), [72e](#), [73d](#), [76a](#), [76c](#), [78a](#), [103d](#), [104a](#), [105b](#), [106a](#)
 INFINITY_GEN: [41b](#), [41b](#), [72c](#), [73d](#)
 info: [48f](#), [70a](#), [78c](#), [80d](#), [81c](#), [83a](#), [88d](#), [88e](#), [89a](#), [89b](#), [93a](#), [95a](#), [97a](#), [104b](#), [106d](#), [113a](#)
 is_adifferent: [23b](#), [23c](#), [23g](#), [38a](#)
 is_almost_equal: [42a](#), [56a](#), [110a](#), [113c](#), [115b](#)
 is_different: [37g](#)
 is_f.orthogonal: [37f](#), [109d](#)
 is_less_than_epsilon: [51d](#), [56a](#), [56b](#), [57a](#), [88b](#), [88c](#), [89e](#), [91b](#), [94a](#), [99a](#), [108c](#), [111c](#), [112b](#), [113c](#), [114a](#)
 is_orthogonal: [15f](#), [16d](#), [16e](#), [20d](#), [20e](#), [20f](#), [21b](#), [21d](#), [22f](#), [23a](#), [23b](#), [23c](#), [23d](#), [23g](#), [28a](#), [28c](#), [37e](#), [46e](#), [109c](#)
 is_real_cycle: [28a](#), [30a](#), [30d](#), [38b](#)
 is_tangent: [21b](#), [30a](#), [38e](#)
 is_tangent_i: [20d](#), [24c](#), [24d](#), [28c](#), [30d](#), [38f](#)
 is_tangent_o: [24c](#), [24d](#), [30d](#), [38f](#)
 k: [18e](#), [19a](#), [19c](#), [19d](#), [34g](#), [34h](#), [35a](#), [41d](#), [42a](#), [43h](#), [46d](#), [48d](#), [49h](#), [51e](#), [52a](#), [52b](#), [53b](#), [53c](#), [53d](#), [54a](#), [54b](#), [54c](#), [55a](#), [56a](#), [56c](#), [56d](#), [57a](#), [57c](#), [68b](#), [72a](#), [72e](#), [76a](#), [76c](#), [94d](#)
 key: [32a](#), [32b](#), [32c](#), [32d](#), [32e](#), [32f](#), [32g](#), [37a](#), [37e](#), [37f](#), [37g](#), [38a](#), [38b](#), [38c](#), [38d](#), [38e](#), [38f](#), [38g](#), [38h](#), [39a](#), [39b](#), [39c](#), [39d](#), [39e](#), [44e](#), [47a](#), [48a](#), [49d](#), [77c](#), [77d](#), [78a](#), [78b](#), [78c](#), [78d](#), [79a](#), [79b](#), [79c](#), [79d](#), [80a](#), [80b](#), [80c](#), [80d](#), [81c](#), [82b](#), [82c](#), [82d](#), [83a](#), [83b](#), [83c](#), [83d](#), [83e](#), [83f](#), [92c](#), [92d](#), [93b](#), [94a](#), [94b](#), [94c](#), [94d](#), [96b](#), [113a](#)
 l: [20c](#), [20d](#), [20e](#), [20g](#), [41d](#), [42a](#), [43h](#), [49h](#), [51e](#), [52a](#), [52b](#), [53b](#), [53c](#), [53d](#), [54a](#), [54b](#), [54c](#), [56c](#), [56d](#), [57a](#), [62a](#), [63d](#), [68b](#), [70a](#), [72a](#), [72e](#), [75e](#), [76a](#), [76c](#), [81d](#), [94d](#)
 label_pos: [50b](#), [109a](#)
 m: [41d](#), [42a](#), [43a](#), [43h](#), [48f](#), [49h](#), [51e](#), [52a](#), [52b](#), [53b](#), [53c](#), [53d](#), [54a](#), [54b](#), [54c](#), [55a](#), [56a](#), [56c](#), [56d](#), [57a](#), [62a](#), [68b](#), [72a](#), [72e](#), [76a](#), [76c](#), [94d](#), [104b](#), [104c](#)
 main: [15b](#), [16a](#), [18a](#), [20a](#), [21g](#), [26f](#), [27c](#), [29a](#), [85d](#)
 make_angle: [28a](#), [38g](#)
 measure: [28e](#), [34d](#), [108a](#)
 metric_e: [46d](#), [46e](#)
 metric_h: [46d](#), [46e](#)
 metric_p: [46d](#), [46e](#)
 midpoint_constructor: [22b](#), [39g](#), [114b](#)
 MoebInv: [15c](#), [40e](#), [41a](#), [50c](#), [51b](#)
 moebius_transform: [19a](#), [39c](#)
 move_cycle: [25c](#), [25d](#), [32f](#), [79c](#)
 move_point: [25a](#), [25b](#), [25d](#), [26a](#), [32e](#), [82b](#), [83a](#)
 name: [32a](#), [32b](#), [32c](#), [32d](#), [33a](#), [36a](#), [36b](#), [37b](#), [75e](#), [77c](#), [78a](#), [79a](#), [81a](#), [81b](#), [81d](#), [82a](#), [94c](#), [97d](#), [100a](#), [100b](#), [100c](#), [101a](#), [102a](#), [102b](#), [109a](#)
 nodes: [37a](#), [48d](#), [48e](#), [48f](#), [49f](#), [72c](#), [72d](#), [73c](#), [76b](#), [78a](#), [78b](#), [78c](#), [78d](#), [79b](#), [79c](#), [79d](#), [80a](#), [80c](#), [80d](#), [81c](#), [82b](#), [82c](#), [82d](#), [83a](#), [83b](#), [83c](#), [83d](#), [83e](#), [83f](#), [92c](#), [92d](#), [93b](#), [93c](#), [94b](#), [94c](#), [94d](#), [95a](#), [96a](#), [96b](#), [96c](#), [97a](#), [97b](#), [97d](#), [98c](#), [103c](#), [103d](#), [104a](#), [104c](#), [105a](#), [105c](#), [106b](#), [107b](#), [108b](#)
 nops: [18d](#), [20h](#), [21e](#), [30b](#), [42a](#), [44c](#), [45c](#), [48f](#), [54a](#), [54b](#), [63a](#), [63b](#), [67a](#), [67b](#), [68e](#), [70c](#), [73b](#), [74e](#), [77d](#), [78a](#), [79b](#), [79d](#), [82b](#), [82c](#), [82d](#), [83a](#), [84d](#), [85a](#), [85b](#), [85d](#), [86a](#), [86b](#), [86c](#), [86d](#), [86f](#), [87a](#), [87c](#), [87d](#), [87e](#), [88a](#), [89d](#), [89e](#), [90c](#), [92a](#), [93b](#), [94b](#), [95a](#), [97a](#), [103d](#), [104a](#), [107b](#), [114a](#), [115b](#)
 numeric: [16f](#), [18c](#), [19e](#), [21h](#), [22e](#), [25a](#), [25b](#), [25d](#), [27c](#), [27d](#), [28a](#), [29b](#), [30e](#), [39c](#), [39d](#), [57a](#), [72b](#), [72c](#), [72d](#), [74b](#), [75e](#), [78a](#), [82c](#), [82d](#), [84b](#), [87d](#), [87e](#), [89e](#), [90a](#), [94d](#), [99a](#), [110c](#), [110d](#), [111a](#), [111c](#), [111d](#), [111e](#), [112a](#)
 only_reals: [20d](#), [20e](#), [21b](#), [28c](#), [30a](#), [30d](#), [38d](#)
 op: [19a](#), [20h](#), [21c](#), [21e](#), [34f](#), [42a](#), [43d](#), [44c](#), [45c](#), [48f](#), [52b](#), [54a](#), [57a](#), [63a](#), [67a](#), [68e](#), [70a](#), [73a](#), [74c](#), [74d](#), [74e](#), [75b](#), [75d](#), [78a](#), [78d](#), [82d](#), [85a](#), [85b](#), [85c](#), [86b](#), [86e](#), [86f](#), [87a](#), [87c](#), [87d](#), [87e](#), [88b](#), [88c](#), [88e](#), [89a](#), [89b](#), [89e](#), [90a](#), [90b](#), [90d](#), [91b](#), [91d](#), [92d](#), [94b](#), [94c](#), [99a](#), [102e](#), [103d](#), [104b](#), [107c](#), [108a](#), [112e](#), [113a](#), [113b](#)
 PCR: [33c](#), [34d](#), [39e](#), [44d](#), [44e](#), [45a](#), [57c](#), [107a](#), [108a](#)
 point_metric: [34e](#), [34f](#), [34g](#), [49e](#), [72a](#), [73a](#), [73b](#), [73c](#), [74b](#), [74c](#), [76a](#), [92d](#), [93c](#), [94c](#), [98c](#), [99a](#), [103d](#), [104a](#), [104c](#), [105a](#), [105b](#), [106a](#), [107b](#), [108b](#)
 power_is: [46b](#), [112d](#)
 product_nonpositive: [38c](#)
 product_sign: [34b](#), [38b](#), [38c](#), [59](#), [60a](#), [62a](#), [111c](#)
 read_archive: [42a](#), [44c](#), [45c](#), [47c](#), [48f](#), [53d](#), [60a](#), [64c](#), [71a](#), [106a](#)
 real_line: [48d](#), [49d](#), [72a](#), [72d](#), [72e](#), [73a](#), [73b](#), [73d](#), [74b](#), [74c](#), [74d](#), [74e](#), [76a](#), [76c](#), [103d](#), [104a](#), [105b](#), [106a](#)

REAL_LINE_GEN: [41b](#), [41b](#), [72d](#), [73d](#), [98c](#)
 realsymbol: [26a](#), [26g](#), [28a](#), [30a](#), [30d](#), [72a](#), [72e](#), [75e](#), [76a](#), [76c](#), [88c](#), [88e](#), [89a](#), [89b](#), [91d](#)
 remove_cycle_node: [32g](#), [83c](#)
 reset_figure: [31d](#), [96c](#)
 rgb: [19b](#), [19d](#), [19e](#), [22g](#), [23d](#), [24c](#), [24d](#), [27e](#), [28a](#), [28c](#), [35e](#), [36a](#), [36b](#)
 save: [37c](#), [37c](#), [77b](#), [101b](#)
 set_asy_style: [19b](#), [19d](#), [22g](#), [23a](#), [23d](#), [24c](#), [24d](#), [27e](#), [28a](#), [28c](#), [37a](#)
 set_cycle: [48a](#), [79b](#), [79c](#), [94c](#)
 set_exact_eval: [36d](#), [94b](#)
 set_float_eval: [36d](#), [94b](#)
 set_metric: [25d](#), [25e](#), [31b](#), [94c](#), [95c](#)
 show_asy_graphics: [50e](#), [100b](#), [102a](#), [116a](#)
 show_asy_off: [35d](#), [116a](#), [116a](#)
 show_asy_on: [35d](#), [116a](#), [116a](#)
 sl2_transform: [19d](#), [39d](#), [113a](#)
 sq_cross_t_distance_is: [28e](#), [46b](#)
 sq_t_distance_is: [46b](#)
 steiner_power: [38h](#), [39a](#), [45e](#), [59](#), [60a](#), [62a](#), [111e](#)
 subfigure: [39f](#), [42d](#), [47a](#), [47c](#), [51a](#), [63c](#), [63d](#), [63e](#), [64a](#), [64b](#), [64c](#), [64d](#), [64e](#), [65a](#), [68e](#), [69a](#), [81c](#), [94b](#), [94c](#)
 subs: [19a](#), [20h](#), [30e](#), [42a](#), [43a](#), [45a](#), [47a](#), [48f](#), [52b](#), [56c](#), [56d](#), [65a](#), [70a](#), [70b](#), [78d](#), [86c](#), [86e](#), [87a](#), [87d](#), [88b](#), [89e](#), [90a](#), [90b](#), [90d](#), [91b](#),
[91c](#), [92a](#), [101b](#), [104b](#), [104c](#)
 tangential_distance: [28a](#), [39a](#)
 TeXname: [32a](#), [32b](#), [32c](#), [32d](#), [77c](#), [79a](#), [81a](#), [81b](#), [81d](#), [82a](#), [109a](#)
 unfreeze: [16b](#), [36c](#), [101b](#)
 unique_cycle: [40a](#), [94a](#), [115b](#)
 update_cycle_node: [48a](#), [78c](#), [80d](#), [81c](#), [83a](#), [92c](#), [94a](#), [95a](#), [97b](#)
 update_cycles: [49c](#), [95a](#), [95d](#), [104c](#)
 update_node_lst: [49b](#), [80a](#), [83a](#), [83b](#), [95b](#), [97a](#)

SCHOOL OF MATHEMATICS, UNIVERSITY OF LEEDS, LEEDS LS2 9JT, ENGLAND

E-mail address: kisilv@maths.leeds.ac.uk

URL: <http://www.maths.leeds.ac.uk/~kisilv/>