

Innovation Pursuit: A New Approach to Subspace Clustering

Mostafa Rahmani, *Student Member, IEEE*, and George K. Atia, *Member, IEEE*

Abstract—In subspace clustering, a group of data points belonging to a union of subspaces are assigned membership to their respective subspaces. This paper presents a new approach dubbed Innovation Pursuit (iPursuit) to the problem of subspace clustering using a new geometrical idea whereby each subspace is identified based on its novelty with respect to the other subspaces. The proposed approach finds the subspaces consecutively by solving a series of simple linear optimization problems, each searching for some direction in the span of the data that is potentially orthogonal to all subspaces except for the one to be identified in one step of the algorithm. A detailed mathematical analysis is provided establishing sufficient conditions for the proposed approach to correctly cluster the data points. Remarkably, the proposed approach can provably yield exact clustering even when the subspaces have significant intersections under mild conditions on the distribution of the data points in the subspaces. Moreover, It is shown that the complexity of iPursuit is almost independent of the dimension of the data. The numerical simulations demonstrate that iPursuit can often outperform the state-of-the-art subspace clustering algorithms, more so for subspaces with significant intersections.

Index Terms—Subspace Learning, Subspace Clustering, Linear Programming, Big Data, Innovation Pursuit, Unsupervised Learning.

I. INTRODUCTION

The grand challenge of contemporary data analytics and machine learning lies in dealing with ever-increasing amounts of high-dimensional data from multiple sources and different modalities. The high-dimensionality of data increases the computational complexity and memory requirements of existing algorithms and can adversely degrade their performance [1]. However, the observation that high-dimensional datasets often have intrinsic low-dimensional structures has enabled some noteworthy progress in analyzing such data. For instance, the high-dimensional digital facial images under different illumination were shown to approximately lie in a very low-dimensional subspace, which led to the development of efficient algorithms that leverage low-dimensional representations of such images [2], [3].

Linear subspace models are widely used in signal processing and data analysis since many datasets can be well-approximated with low-dimensional subspaces [4]. When data in a high-dimensional space lies in a single subspace, conventional techniques such as Principal Component Analysis

(PCA) can be efficiently used to find the underlying low-dimensional subspace [5]–[7]. However, in many applications the data points may be originating from multiple independent sources, in which case a union of subspaces can better model the data [8].

The problem of subspace clustering is concerned with learning these low-dimensional subspaces and clustering the data points to their respective subspaces. This problem arises in many applications, including computer vision (e.g. motion segmentation [9], face clustering [10]), gene expression analysis [11], image processing [12] and system identification [13]. Some of the difficulties associated with subspace clustering are that neither the number of subspaces nor their dimensions are known, in addition to the unknown membership of the data points to the subspaces.

A. Related work

Numerous approaches for subspace clustering have been studied in prior work, including statistical-based approaches [14], [15], spectral clustering [16], the algebraic-geometric approach [17] and iterative methods [18]. In this section, we briefly discuss some of the most popular existing approaches for subspace clustering. We refer the reader to [8] for a comprehensive survey on the topic. Iterative algorithms such as [18], [19] were some of the first methods addressing the multi-subspace learning problem. These algorithms alternate between assigning the data points to the identified subspaces and updating the subspaces. Some of the drawbacks of this class of algorithms is that they can converge to a local minimum and typically assume that the dimension of the subspaces and their number are known.

Another popular idea for subspace segmentation is based on the algebraic geometric approach. These algorithms, such as the Generalized Principal Component Analysis (GPCA) [17], fit the data using a set of polynomials whose gradients at a point are orthogonal to the subspace containing that point. GPCA does not impose any restrictive conditions on the subspaces (they do not need to be independent), albeit it is sensitive to noise and has exponential complexity in the number of subspaces and their dimensions.

A class of clustering algorithms, termed statistical clustering methods, make some assumptions about the distribution of the data in the subspaces. For example, the iterative algorithm in [20], [21] assumes that the distribution of the data points in the subspaces is Gaussian. These algorithms typically require prior specifications for the number and dimensions of the subspaces, and are generally sensitive to initialization. Random

The authors are with the Department of Electrical and Computer Engineering, University of Central Florida, Orlando, FL 32816, USA (e-mails: mostafa@knights.ucf.edu, george.atia@ucf.edu).

This material is based upon work supported by the National Science Foundation under Grant No. CCF-1320547.

sample consensus (RANSAC) is another iterative statistical method for robust model fitting [22], which recovers one subspace at a time by repeatedly sampling small subsets of data points and identifying a consensus set consisting of all the points in the entire dataset that belong to the subspace spanned by the selected points. The consensus set is removed and the steps are repeated until all the subspaces are identified. The main drawback of this approach is scalability since the probability of selecting points belonging to the same subspace reduces exponentially with the number of subspaces. In turn, the number of trials required to select points in the same subspace grows exponentially with the number and dimension of the subspaces.

Much of the recent research work on subspace clustering is focused on spectral clustering [23] based methods [16], [24]–[31]. These algorithms consist of two main steps and mostly differ in the first step. In the first step, a similarity matrix is constructed, and in the second step spectral clustering [23] is applied to the similarity matrix. The similarity matrix is constructed by finding a neighborhood for each data point. Recently, several spectral clustering based algorithms were proposed with both theoretical guarantees and good empirical performance. The state-of-the-art spectral clustering based algorithm is Sparse Subspace Clustering (SSC) [16], which uses ℓ_1 -minimization for neighborhood construction. In [27], it was shown that under certain conditions, SSC can yield exact clustering even for subspaces with intersection. Another algorithm called Low-Rank Representation (LRR) [26] uses nuclear norm minimization to find the neighborhoods (i.e., build the similarity matrix). LRR is robust to outliers but has provable guarantees only when the data is drawn from independent subspaces.

B. Contributions

This paper presents a new approach for the subspace clustering problem. The proposed algorithm, dubbed iPursuit (short for Innovation Pursuit), is a multi-step algorithm in which a subspace is identified in each step based on its novelty with respect to (w.r.t.) the other subspaces. The geometrical idea underlying our approach is consecutive direction-search in the span of the data. More specifically, in each step we search for a vector in the span of the data that is potentially orthogonal to all the subspaces except for the one subspace to be identified in that step.

Each step of the proposed algorithm involves a simple linear optimization problem. The dimension of these optimization problems is less than or equal to the rank of the given data matrix. Thus, in contrast to most existing algorithms for subspace clustering, the complexity of the proposed approach is nearly independent of the size of the data and only depends on the rank of the given data matrix. We present a comprehensive analysis of the proposed algorithm and derive sufficient conditions for the algorithm to correctly cluster the data. It is shown that iPursuit can cluster the data correctly under mild conditions on the distribution of the data in the subspaces even in the challenging scenarios where the subspaces have remarkable intersection.

C. Notation and definitions

Bold-face upper-case letters are used to denote matrices and bold-face lower-case letters are used to denote vectors. Given a matrix \mathbf{A} , $\|\mathbf{A}\|$ denotes its spectral norm. For a vector \mathbf{a} , $\|\mathbf{a}\|$ denotes its ℓ_2 -norm and $\|\mathbf{a}\|_1$ its ℓ_1 -norm. Given two matrices \mathbf{A}_1 and \mathbf{A}_2 with equal number of rows, the matrix

$$\mathbf{A}_3 = [\mathbf{A}_1 \ \mathbf{A}_2]$$

is the matrix formed from the concatenation of \mathbf{A}_1 and \mathbf{A}_2 . Given matrices $\{\mathbf{A}_i\}_{i=1}^n$ with equal number of rows, we use the union symbol \cup to define the matrix

$$\bigcup_{i=1}^n \mathbf{A}_i = [\mathbf{A}_1 \ \mathbf{A}_2 \ \dots \ \mathbf{A}_n]$$

as the concatenation of the matrices $\{\mathbf{A}_i\}_{i=1}^n$. For a matrix \mathbf{D} , we overload the set membership operator by using the notation $\mathbf{d} \in \mathbf{D}$ to signify that \mathbf{d} is a column of \mathbf{D} . A collection of subspaces $\{\mathcal{G}_i\}_{i=1}^n$ is said to be independent if

$$\dim \left(\bigoplus_{i=1}^n \mathcal{G}_i \right) = \sum_{i=1}^n \dim(\mathcal{G}_i)$$

where \oplus denotes the direct sum operator and $\dim(\mathcal{G}_i)$ is the dimension of \mathcal{G}_i . Given a vector \mathbf{a} , $|\mathbf{a}|$ is the vector whose elements are equal to the absolute value of the elements of \mathbf{a} . For a real number a , $\text{sgn}(a)$ denotes the sign of a . The complement of a set \mathcal{L} is denoted \mathcal{L}^c . Also, for any positive integer n , the index set $\{1, \dots, n\}$ is denoted $[n]$.

Innovation subspace: Consider two subspaces \mathcal{S}_1 and \mathcal{S}_2 , such that $\mathcal{S}_1 \neq \mathcal{S}_2$, and one is not contained in the other. Then, \mathcal{S}_1 is a proper subset of $\mathcal{S}_1 \oplus \mathcal{S}_2$, i.e., $\mathcal{S}_1 \subset \mathcal{S}_1 \oplus \mathcal{S}_2$. This means that \mathcal{S}_2 carries some innovation w.r.t. \mathcal{S}_1 . As such, corresponding to each subspace we define an innovation subspace, which is its novelty (innovation) over the other subspaces. More formally, the innovation subspace is defined as follows.

Definition 1. Assume that \mathbf{V}_1 and \mathbf{V}_2 are two orthonormal bases for \mathcal{S}_1 and \mathcal{S}_2 , respectively. We define the subspace $\mathcal{I}(\mathcal{S}_2 \perp \mathcal{S}_1)$ as the innovation subspace of \mathcal{S}_2 over \mathcal{S}_1 that is spanned by

$$(\mathbf{I} - \mathbf{V}_1 \mathbf{V}_1^T) \mathbf{V}_2. \quad (1)$$

In other words, $\mathcal{I}(\mathcal{S}_2 \perp \mathcal{S}_1)$ is the complement of \mathcal{S}_1 in the subspace $\mathcal{S}_1 \oplus \mathcal{S}_2$.

In a similar way, we can define $\mathcal{I}(\mathcal{S}_1 \perp \mathcal{S}_2)$ as the innovation subspace of \mathcal{S}_1 over \mathcal{S}_2 . The subspace $\mathcal{I}(\mathcal{S}_1 \perp \mathcal{S}_2)$ is the complement of \mathcal{S}_2 in $\mathcal{S}_1 \oplus \mathcal{S}_2$. Fig. 1 illustrates a scenario in which the data lies in a two-dimensional subspace \mathcal{S}_1 , and a one-dimensional subspace \mathcal{S}_2 . The innovation subspace of \mathcal{S}_2 over \mathcal{S}_1 is orthogonal to \mathcal{S}_1 . Since, \mathcal{S}_1 and \mathcal{S}_2 are independent, \mathcal{S}_2 and $\mathcal{I}(\mathcal{S}_2 \perp \mathcal{S}_1)$ have equal dimension. It is easy to see that the dimension of $\mathcal{I}(\mathcal{S}_2 \perp \mathcal{S}_1)$ is equal to the dimension of \mathcal{S}_2 minus the dimension of $\mathcal{S}_1 \cap \mathcal{S}_2$. It is important to note that $\mathcal{I}(\mathcal{S}_2 \perp \mathcal{S}_1)$ is orthogonal to \mathcal{S}_1 , and is the complement of \mathcal{S}_1 in the span of the data $\mathcal{S}_1 \oplus \mathcal{S}_2$.

II. PROPOSED APPROACH

In this section, the core idea underlying iPursuit is described by first introducing a non-convex optimization problem. Then, we propose a convex relaxation and show that under mild sufficient conditions, the algorithm solving the convex problem learns the subspaces correctly. In this section (except for Section II-F on noisy data), it is assumed that the given data matrix follows the following data model.

Data Model 1. The data matrix $\mathbf{D} \in \mathbb{R}^{M_1 \times M_2}$ can be represented as

$$\mathbf{D} = [\mathbf{D}_1 \dots \mathbf{D}_N] \mathbf{T} \quad (2)$$

where \mathbf{T} is an arbitrary permutation matrix. The columns of $\mathbf{D}_i \in \mathbb{R}^{M_1 \times n_i}$ lie in \mathcal{S}_i , where \mathcal{S}_i is an r_i -dimensional linear subspace, for $1 \leq i \leq N$, and, $\sum_{i=1}^N n_i = M_2$. Define \mathbf{V}_i as an orthonormal basis for \mathcal{S}_i . In addition, define \mathcal{D} as the space spanned by the data, i.e., $\mathcal{D} = \bigoplus_{i=1}^N \mathcal{S}_i$. Moreover, it is assumed that any subspace in the set of subspaces $\{\mathcal{S}_i\}_{i=1}^N$ has an innovation over the other subspaces, to say that, for $1 \leq i \leq N$, the subspace \mathcal{S}_i does not completely lie in $\bigoplus_{k=1, k \neq i}^N \mathcal{S}_k$. In addition, the columns of \mathbf{D} are normalized, i.e., each column has an ℓ_2 -norm equal to one.

A. Innovation pursuit: Insight

iPursuit is a multi-step algorithm that identifies one subspace at a time. In each step, the data is clustered into two subspaces. One subspace is the identified subspace and the other one is the direct sum of the other subspaces. The data points of the identified subspace are removed and the algorithm is applied to the remaining data to find the next subspace. Therefore, for ease of exposition we first investigate the two-subspace scenario then extend the result to multiple (more than two) subspaces. Thus, in this subsection, it is assumed that the given data follows Data model 1 with $N = 2$.

To gain some intuition, we consider an example before stating our main result. Consider the case where \mathcal{S}_1 and \mathcal{S}_2 are not orthogonal and assume that $n_2 < n_1$. The non-orthogonality of \mathcal{S}_1 and \mathcal{S}_2 is not a requirement, but is merely used herein to easily explain the idea underlying the proposed approach. Let \mathbf{c}^* be the optimal point of the following optimization problem

$$\begin{aligned} & \underset{\hat{\mathbf{c}}}{\text{minimize}} \quad \|\hat{\mathbf{c}}^T \mathbf{D}\|_0 \\ & \text{subject to} \quad \hat{\mathbf{c}} \in \mathcal{D} \quad \text{and} \quad \|\hat{\mathbf{c}}\| = 1, \end{aligned} \quad (3)$$

where $\|\cdot\|_0$ is the ℓ_0 -norm. Hence, $\|\hat{\mathbf{c}}^T \mathbf{D}\|_0$ is equal to the number of non-zero elements of $\hat{\mathbf{c}}^T \mathbf{D}$. The first constraint forces the search for $\hat{\mathbf{c}}$ in the span of the data, and the equality constraint $\|\hat{\mathbf{c}}\| = 1$ is used to avoid the trivial $\hat{\mathbf{c}} = 0$ solution. Assume that the data points are distributed in \mathcal{S}_1 and \mathcal{S}_2 uniformly at random. Thus, with high probability the data is not aligned with any direction in \mathcal{S}_1 and \mathcal{S}_2 .

The optimization problem (3) searches for a non-zero vector in the span of the data that is orthogonal to the maximum number of data points. We claim that the optimal point of (3) lies in $\mathcal{I}(\mathcal{S}_2 \perp \mathcal{S}_1)$ with high probability given the assumption

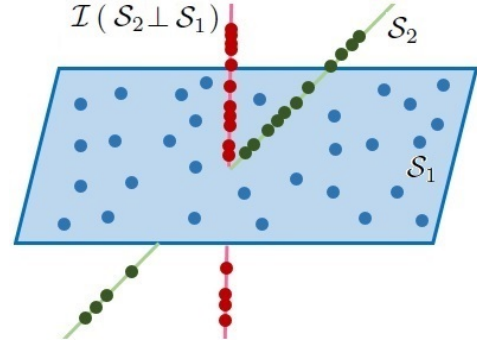


Fig. 1. The subspace $\mathcal{I}(\mathcal{S}_2 \perp \mathcal{S}_1)$ is the innovation subspace of \mathcal{S}_2 over \mathcal{S}_1 . The subspace $\mathcal{I}(\mathcal{S}_2 \perp \mathcal{S}_1)$ is orthogonal to \mathcal{S}_1 .

that the number of data points in \mathcal{S}_1 is greater than the number of data points in \mathcal{S}_2 . In addition, since the feasible set of (3) is restricted to \mathcal{D} , there is no feasible vector that is orthogonal to the whole data. To further clarify this argument, consider the following scenarios:

- I. If \mathbf{c}^* lies in \mathcal{S}_1 , then it cannot be orthogonal to most of the data points in \mathcal{S}_1 since the data is uniformly distributed in the subspaces. In addition, it cannot be orthogonal to the data points in \mathcal{S}_2 given that \mathcal{S}_1 and \mathcal{S}_2 are not orthogonal. Therefore, the optimal point of (3) cannot be in \mathcal{S}_1 given that the optimal vector should be orthogonal to the maximum number of data points. Similarly, the optimal point cannot lie in \mathcal{S}_2 .
- II. If \mathbf{c}^* lies in $\mathcal{I}(\mathcal{S}_1 \perp \mathcal{S}_2)$, then it is orthogonal to the data points in \mathcal{D}_2 . However, $n_2 < n_1$. Thus, if \mathbf{c}^* lies in $\mathcal{I}(\mathcal{S}_2 \perp \mathcal{S}_1)$ (which is orthogonal to \mathcal{S}_1) the cost function of (3) can be decreased.
- III. If \mathbf{c}^* lies in none of the subspaces \mathcal{S}_1 , \mathcal{S}_2 , $\mathcal{I}(\mathcal{S}_2 \perp \mathcal{S}_1)$ and $\mathcal{I}(\mathcal{S}_1 \perp \mathcal{S}_2)$, then it is not orthogonal to \mathcal{S}_1 nor \mathcal{S}_2 . Therefore, \mathbf{c}^* cannot be orthogonal to the maximum number of data points.

Therefore, the algorithm is likely to choose the optimal point from $\mathcal{I}(\mathcal{S}_2 \perp \mathcal{S}_1)$. We can readily state the next lemma.

Lemma 1. Suppose that the set of data points in \mathcal{S}_1 (and also for \mathcal{S}_2) cannot be divided into two orthogonal subsets. If $\mathbf{c}^* \in \mathcal{I}(\mathcal{S}_1 \perp \mathcal{S}_2)$, then the columns of \mathbf{D} corresponding to the non-zero elements of $(\mathbf{c}^*)^T \mathbf{D}$ span \mathcal{S}_1 and if $\mathbf{c}^* \in \mathcal{I}(\mathcal{S}_2 \perp \mathcal{S}_1)$, then the data points corresponding to the non-zero elements of $(\mathbf{c}^*)^T \mathbf{D}$ span \mathcal{S}_2 .

Proof: Consider the case where \mathbf{c}^* (the optimal point of (3)) lies in $\mathcal{I}(\mathcal{S}_2 \perp \mathcal{S}_1)$. Then, the columns of \mathbf{D} corresponding to the non-zero elements of $\mathbf{D}^T \mathbf{c}^*$ lie in \mathcal{S}_2 since \mathbf{c}^* is orthogonal to \mathcal{S}_1 . Therefore, \mathcal{S}_2 can be obtained from the span of the columns of \mathbf{D} corresponding to the non-zero elements of $\mathbf{D}^T \mathbf{c}^*$ since the data points in \mathcal{S}_2 cannot be divided into two orthogonal subsets. A similar argument can be used if $\mathbf{c}^* \in \mathcal{I}(\mathcal{S}_1 \perp \mathcal{S}_2)$. ■

Remark 1. We note that the assumption in Lemma 1 that the set of data points in \mathcal{S}_1 (and also for \mathcal{S}_2) cannot be divided into two orthogonal subsets can be easily dispensed with, and hence is not restrictive. For example, if the data points in \mathcal{S}_1 consist of two orthogonal subsets, then the problem can

be viewed as a problem of subspace clustering with three subspaces. In Section II-D, we will address the clustering problem with more than two subspaces.

B. Convex relaxation

The cost function of (3) is non-convex and the combinatorial ℓ_0 -norm minimization may not be computationally tractable. Since the ℓ_1 -norm is known to provide an efficient convex approximation of the ℓ_0 -norm, we relax the non-convex cost function and rewrite (3) as

$$\begin{aligned} & \underset{\hat{\mathbf{c}}}{\text{minimize}} \quad \|\hat{\mathbf{c}}^T \mathbf{D}\|_1 \\ & \text{subject to} \quad \hat{\mathbf{c}} \in \mathcal{D} \quad \text{and} \quad \|\hat{\mathbf{c}}\| = 1. \end{aligned} \quad (4)$$

The optimization problem (4) is still non-convex in view of the non-convexity of its feasible set. Therefore, we further substitute the equality constraint with a linear constraint and rewrite (4) as

$$\begin{aligned} & \underset{\hat{\mathbf{c}}}{\text{minimize}} \quad \|\hat{\mathbf{c}}^T \mathbf{D}\|_1 \\ & \text{subject to} \quad \hat{\mathbf{c}} \in \mathcal{D} \quad \text{and} \quad \hat{\mathbf{c}}^T \mathbf{q} = 1. \end{aligned} \quad (\text{IP}) \quad (5)$$

(IP) is the core program of iPursuit to find a direction of innovation. Here, \mathbf{q} is a unit ℓ_2 -norm vector which is not orthogonal to \mathcal{D} . The vector \mathbf{q} can be chosen as a random unit vector in \mathcal{D} . In Section II-E, we develop a methodology to learn a good choice for the vector \mathbf{q} from the given data matrix. The relaxation of the quadratic equality constraint to a linear constraint is a common technique in the literature. For instance, in the context of dictionary learning [32], the quadratic equality constraint is replaced with $\hat{\mathbf{c}}_k = 1$, where $\hat{\mathbf{c}}_k$ is the k^{th} -element of $\hat{\mathbf{c}}$.

It is interesting to see that the dimension of the optimization problem (5) is independent of the dimension of the data matrix because we have limited the feasible set of (5) to the column space of \mathbf{D} . Suppose that $\mathbf{H} \in \mathbb{R}^{M_1 \times r}$ is an orthonormal basis for the column space of \mathbf{D} , where r is the rank of \mathbf{D} . Thus, (5) is equivalent to

$$\begin{aligned} & \underset{\hat{\mathbf{b}}}{\text{minimize}} \quad \|\hat{\mathbf{b}}^T \mathbf{H}^T \mathbf{D}\|_1 \\ & \text{subject to} \quad \mathbf{q}^T \mathbf{H} \hat{\mathbf{b}} = 1, \end{aligned} \quad (6)$$

where we have substituted $\hat{\mathbf{c}}$ with $\mathbf{H} \hat{\mathbf{b}}$. Define the matrix $\mathbf{F} \in \mathbb{R}^{r \times M_2}$ as $\mathbf{F} = \mathbf{H}^T \mathbf{D}$ and $\mathbf{f} = \mathbf{H}^T \mathbf{q}$. Thus, (6) can be rewritten as

$$\begin{aligned} & \underset{\hat{\mathbf{b}}}{\text{minimize}} \quad \|\hat{\mathbf{b}}^T \mathbf{F}\|_1 \\ & \text{subject to} \quad \mathbf{f}^T \hat{\mathbf{b}} = 1. \end{aligned} \quad (7)$$

Therefore, if $\text{rank}(\mathbf{D}) = r$, then (5) is an r -dimensional linear optimization problem. Thus, the dimension of the innovation pursuit optimization problem is independent of the dimension of the given data and only depends on the rank of the data. The matrix \mathbf{F} is a full row rank matrix. Hence, the cost function of (5) is strictly convex over its feasible set. We will use this property in the analysis of the algorithm.

C. Segmentation of two subspaces: Performance guarantees

According to Lemma 1, in order to show that solving the proposed program (5) yields correct clustering, it suffices to show that the optimal point of (5) lies in $\mathcal{I}(\mathcal{S}_2 \perp \mathcal{S}_1)$ or $\mathcal{I}(\mathcal{S}_1 \perp \mathcal{S}_2)$. The following theorem provides sufficient conditions for the optimal point of (5) to lie in $\mathcal{I}(\mathcal{S}_2 \perp \mathcal{S}_1)$ provided that

$$\inf_{\substack{\mathbf{c} \in \mathcal{I}(\mathcal{S}_2 \perp \mathcal{S}_1) \\ \mathbf{c}^T \mathbf{q} = 1}} \|\mathbf{c}^T \mathbf{D}\|_1 < \inf_{\substack{\mathbf{c} \in \mathcal{I}(\mathcal{S}_1 \perp \mathcal{S}_2) \\ \mathbf{c}^T \mathbf{q} = 1}} \|\mathbf{c}^T \mathbf{D}\|_1. \quad (8)$$

If the inequality in (8) is reversed, then parallel sufficient conditions can be established for the optimal point of (5) to lie in the alternative subspace $\mathcal{I}(\mathcal{S}_1 \perp \mathcal{S}_2)$. Hence, assumption (8) does not lead to any loss of generality.

Since $\mathcal{I}(\mathcal{S}_2 \perp \mathcal{S}_1)$ and $\mathcal{I}(\mathcal{S}_1 \perp \mathcal{S}_2)$ are orthogonal to \mathcal{S}_1 and \mathcal{S}_2 , respectively, condition (8) is equivalent to

$$\inf_{\substack{\mathbf{c} \in \mathcal{I}(\mathcal{S}_2 \perp \mathcal{S}_1) \\ \mathbf{c}^T \mathbf{q} = 1}} \|\mathbf{c}^T \mathbf{D}_2\|_1 < \inf_{\substack{\mathbf{c} \in \mathcal{I}(\mathcal{S}_1 \perp \mathcal{S}_2) \\ \mathbf{c}^T \mathbf{q} = 1}} \|\mathbf{c}^T \mathbf{D}_1\|_1 \quad (9)$$

Conceptually, assumption (9) is related to the assumption $n_2 < n_1$ used in the example of Section II-A in the sense that it makes it more likely for the direction of innovation to lie in $\mathcal{I}(\mathcal{S}_2 \perp \mathcal{S}_1)$ ¹.

The sufficient conditions of Theorem 2 for the optimal point of (5) to lie in $\mathcal{I}(\mathcal{S}_2 \perp \mathcal{S}_1)$ are characterized in terms of the optimal solution to an oracle optimization problem (OP), where the feasible set of (IP) is replaced by $\mathcal{I}(\mathcal{S}_2 \perp \mathcal{S}_1)$. The oracle problem (OP) is defined below.

$$\begin{aligned} & \underset{\hat{\mathbf{c}}}{\text{minimize}} \quad \|\hat{\mathbf{c}}^T \mathbf{D}_2\|_1 \\ & \text{subject to} \quad \hat{\mathbf{c}} \in \mathcal{I}(\mathcal{S}_2 \perp \mathcal{S}_1) \quad \text{and} \quad \hat{\mathbf{c}}^T \mathbf{q} = 1. \end{aligned} \quad (\text{OP}) \quad (10)$$

Before we state the theorem, we also define the index set \mathcal{L}_0 comprising the indices of the columns of \mathbf{D}_2 orthogonal to \mathcal{C}_2 ,

$$\mathcal{L}_0 = \{i \in [n_2] : \mathbf{c}_2^T \mathbf{d}_i = 0, \mathbf{d}_i \in \mathbf{D}_2\}, \quad (11)$$

with cardinality $n_0 = |\mathcal{L}_0|$ and a complement set \mathcal{L}_0^c .

Theorem 2. Suppose the data matrix \mathbf{D} follows Data model 1 with $N = 2$, and assume that condition (9) is satisfied. Let \mathbf{c}_2 be the optimal point of the oracle program (OP) and define

$$\alpha = \sum_{\substack{\mathbf{d}_i \in \mathbf{D}_2 \\ i \in \mathcal{L}_0^c}} \text{sgn}(\mathbf{c}_2^T \mathbf{d}_i) \mathbf{d}_i \quad (12)$$

where \mathcal{L}_0 (with cardinality n_0) is defined in (11). Also let \mathbf{P}_2 denote an orthonormal basis for $\mathcal{I}(\mathcal{S}_2 \perp \mathcal{S}_1)$ and assume that \mathbf{q} is a unit ℓ_2 -norm vector in \mathcal{D} that is not orthogonal to $\mathcal{I}(\mathcal{S}_2 \perp \mathcal{S}_1)$. If

$$\begin{aligned} & \frac{1}{2} \inf_{\substack{\delta \in \mathcal{S}_1 \\ \|\delta\|=1}} \sum_{\mathbf{d}_i \in \mathbf{D}_1} |\delta^T \mathbf{d}_i| > \|\mathbf{V}_1^T \mathbf{V}_2\| \left(\|\alpha\| + n_0 \right), \quad \text{and} \\ & \frac{\|\mathbf{q}^T \mathbf{P}_2\|}{2\|\mathbf{q}^T \mathbf{V}_1\|} \left(\inf_{\substack{\delta \in \mathcal{S}_1 \\ \|\delta\|=1}} \sum_{\mathbf{d}_i \in \mathbf{D}_1} |\delta^T \mathbf{d}_i| \right) > \|\mathbf{V}_2^T \mathbf{P}_2\| \left(\|\alpha\| + n_0 \right), \end{aligned} \quad (13)$$

¹Henceforth, when the two-subspace scenario is considered and (9) is satisfied, the innovation subspace refers to $\mathcal{I}(\mathcal{S}_2 \perp \mathcal{S}_1)$.

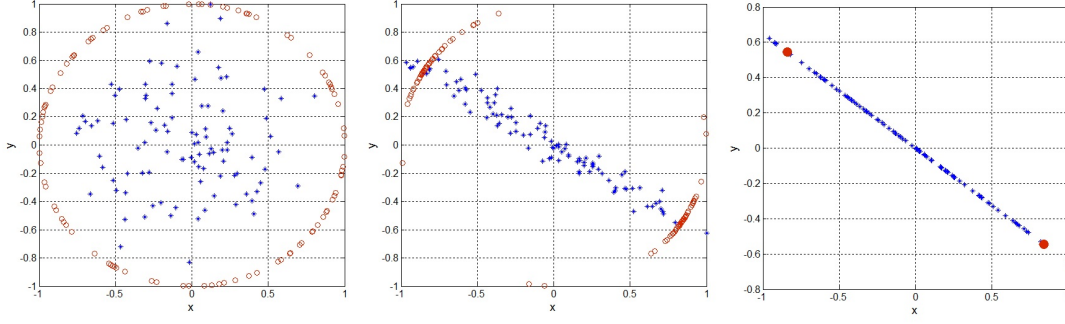


Fig. 2. Data distributions in a two-dimensional subspace. The red points (circles) are the normalized data points.

then \mathbf{c}_2 , which lies in $\mathcal{I}(\mathcal{S}_2 \perp \mathcal{S}_1)$ is the optimal point of (IP) in (5), and iPursuit clusters the data correctly.

The proofs of all the lemmas and theorems are deferred to the appendix. In what follows, we provide a detailed discussion of the significance of the sufficient conditions (13) of Theorem 2. First, we demonstrate that these conditions are not restrictive by analyzing iPursuit when the data distribution in the subspaces is uniformly random. In this context, we show that the conditions are naturally satisfied. The following lemma simplifies the sufficient conditions of Theorem 2 when the data points are uniformly distributed in the subspaces.

Lemma 3. Assume that the distribution of the columns of \mathbf{D}_1 in \mathcal{S}_1 and \mathbf{D}_2 in \mathcal{S}_2 is uniformly random and consider the same setup of Theorem 2. If

$$\begin{aligned} & \sqrt{\frac{2}{\pi}} \frac{n_1}{r_1} - 2\sqrt{n_1} - t_1 \sqrt{\frac{n_1}{r_1 - 1}} \\ & > 2\|\mathbf{V}_1^T \mathbf{V}_2\| \left(t_2 \sqrt{n_2 - n_0} + n_0 \right), \end{aligned} \quad (14)$$

$$\begin{aligned} & \frac{\|\mathbf{q}^T \mathbf{P}_2\|}{\|\mathbf{q}^T \mathbf{V}_1\|} \left(\sqrt{\frac{2}{\pi}} \frac{n_1}{r_1} - 2\sqrt{n_1} - t_1 \sqrt{\frac{n_1}{r_1 - 1}} \right) \\ & > 2\|\mathbf{V}_2^T \mathbf{P}_2\| \left(t_2 \sqrt{n_2 - n_0} + n_0 \right), \end{aligned}$$

then the optimal point of (5) lies in $\mathcal{I}(\mathcal{S}_2 \perp \mathcal{S}_1)$ and iPursuit clusters the data correctly with probability at least

$$1 - \exp\left(-\frac{r_2}{2}(t_2^2 - \log(t_2^2) - 1)\right) - \exp\left(-\frac{t_1^2}{2}\right), \quad (15)$$

for all $t_2 > 1$, $t_1 \geq 0$.

Remark 2. When the data does not align along any particular directions, n_0 will be much smaller than n_2 since the vector \mathbf{c}_2 can only be simultaneously orthogonal to a small number of the columns of \mathbf{D}_2 . Noting that the LHS of (14) has order n_1 and the RHS has order $\sqrt{n_2} + n_0$ (which is much smaller than n_2 when n_2 is sufficiently large), we see that the sufficient conditions are naturally satisfied when the data is well-distributed in the subspaces.

The sufficient conditions (14) and (13) reveal some interesting facts about the properties of iPursuit, which we discuss in the sequel.

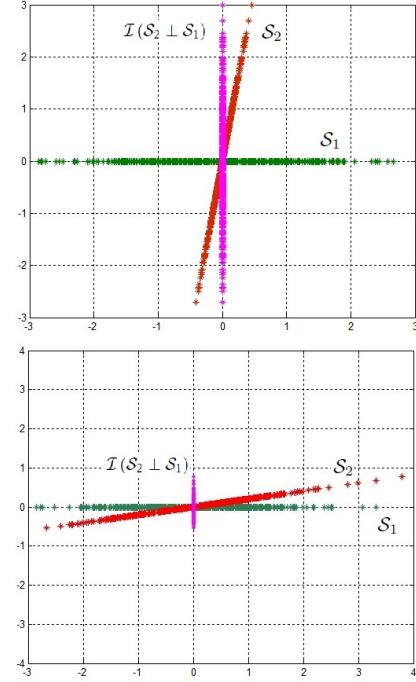


Fig. 3. The distance between \mathcal{S}_1 and \mathcal{S}_2 is in inverse relationship with the distance between \mathcal{S}_2 and $\mathcal{I}(\mathcal{S}_2 \perp \mathcal{S}_1)$.

1. The distribution of the data matters.

The sufficient condition (13) is consistent with our intuition about the subspace clustering problem. In particular, the LHS of (13) is known as the permeance statistic [7]. For a set of data points \mathbf{D}_i in a subspace \mathcal{S}_i , the permeance statistic is defined as

$$\mathcal{P}(\mathbf{D}_i, \mathcal{S}_i) = \inf_{\substack{\mathbf{u} \in \mathcal{S}_i \\ \|\mathbf{u}\|=1}} \sum_{\mathbf{d}_i \in \mathbf{D}_i} |\mathbf{u}^T \mathbf{d}_i|. \quad (16)$$

The permeance statistic is an efficient measure of how well the data is distributed in the subspace. Fig. 2 illustrates three scenarios for the distribution of data in a two-dimensional subspace. In the left plot, the data points are distributed uniformly at random. In this case, the permeance statistic cannot be small since the data points are not concentrated along any directions. In the middle plot, the data points are concentrated along some direction and hence the data is not well distributed in the subspace. In this case, we can find a direction along which the data has small projection. In the right plot, the data span a one-dimensional subspace. Thus,

the permeance statistic is equal to zero since we can find a direction in the subspace that is orthogonal to the span of the data.

Having n_0 on the RHS implies that the distribution of the data points in \mathcal{S}_2 matters since \mathbf{c}_2 cannot be simultaneously orthogonal to a large number of columns of \mathbf{D}_2 if the data does not align along particular directions. Hence, the distribution of the data points within each subspace is an important performance factor for iPursuit.

2. The distance between \mathcal{S}_1 and \mathcal{S}_2 is not an important factor! Somewhat surprisingly, it turns out that the distance between the subspaces is not an important performance factor for iPursuit in the *noise-free* setting, albeit in the presence of noise it does play an important role.

A measure for the distance between two subspaces \mathcal{G}_i and \mathcal{G}_j is the smallest principal angle between the two subspaces [16], denoted by θ_{ij} , which is defined as

$$\cos \theta_{ij} \triangleq \max_{\mathbf{u}_i \in \mathcal{G}_i, \mathbf{u}_j \in \mathcal{G}_j} \frac{\mathbf{u}_i^T \mathbf{u}_j}{\|\mathbf{u}_i\| \|\mathbf{u}_j\|} = \|\mathbf{G}_i^T \mathbf{G}_j\|. \quad (17)$$

where $\mathbf{G}_i, \mathbf{G}_j$ are orthonormal bases for \mathcal{G}_i and \mathcal{G}_j , respectively. Although the RHS of the first inequality of (14) and (13) depend on the factor $\|\mathbf{V}_1^T \mathbf{V}_2\|$, the factor $\|\mathbf{P}_2^T \mathbf{V}_2\|$, which is a decreasing function of $\|\mathbf{V}_1^T \mathbf{V}_2\|$, shows on the RHS of the second inequality of (14) and (13). To clarify, the matrix \mathbf{P}_2 can be written as

$$\mathbf{P}_2 = (\mathbf{I} - \mathbf{V}_1 \mathbf{V}_1^T) \mathbf{V}_2 \mathbf{O} \quad (18)$$

where \mathbf{O} is an appropriate matrix to ensure that \mathbf{P}_2 is orthonormal. Therefore, $\mathbf{P}_2^T \mathbf{V}_2$ can be written as

$$\mathbf{P}_2^T \mathbf{V}_2 = \mathbf{O}^T (\mathbf{I} - \mathbf{V}_2^T \mathbf{V}_1 \mathbf{V}_1^T \mathbf{V}_2). \quad (19)$$

According to (19), we can see that $\|\mathbf{P}_2^T \mathbf{V}_2\|$ is principally a decreasing function of $\|\mathbf{V}_1^T \mathbf{V}_2\|$. For illustration, Fig. 3 shows two scenarios with two one-dimensional subspaces. The distance between \mathcal{S}_2 and $\mathcal{I}(\mathcal{S}_2 \perp \mathcal{S}_1)$ is inversely proportional to the distance between \mathcal{S}_1 and \mathcal{S}_2 . Thus, the equalization of the two terms $\|\mathbf{V}_1^T \mathbf{V}_2\|$ and $\|\mathbf{P}_2^T \mathbf{V}_2\|$ discounts the effect of the distance between the subspaces as demonstrated in the results section. To gain more insight into this interesting feature of iPursuit, we note that in most existing algorithms, the subspaces are identified by measuring the resemblance of the data points to each other. For instance, [25] calculates the inner-product between the data points and assigns to the same subspace the points with large inner-products. Thus, if the subspaces are close to each other, the data points in different subspaces may have large relative projections. In contrast, since iPursuit does not rely on a measure of resemblance between the data points, the distance between the subspaces is not an important performance factor for iPursuit. However, if the subspaces are not independent, increasing the dimension of the intersection can affect the performance of the algorithm. We provide more details about that in the following discussion.

3. The coherency of \mathbf{q} with $\mathcal{I}(\mathcal{S}_2 \perp \mathcal{S}_1)$ is an important factor. An important performance factor in iPursuit is the coherency of the vector \mathbf{q} with the subspace $\mathcal{I}(\mathcal{S}_2 \perp \mathcal{S}_1)$. To clarify, suppose that (9) is satisfied and assume that the vector \mathbf{q} lies in

\mathcal{D} . If the optimal point of (5) lies in $\mathcal{I}(\mathcal{S}_2 \perp \mathcal{S}_1)$, iPursuit will yield exact clustering. However, if \mathbf{q} is strongly coherent with \mathcal{S}_1 (i.e., the vector \mathbf{q} has small projection on $\mathcal{I}(\mathcal{S}_2 \perp \mathcal{S}_1)$), then the optimal point of (5) may not lie in $\mathcal{I}(\mathcal{S}_2 \perp \mathcal{S}_1)$. The rationale is that the Euclidean norm of any feasible point of (5) lying in $\mathcal{I}(\mathcal{S}_2 \perp \mathcal{S}_1)$ will have to be large to satisfy the equality constraint when \mathbf{q} is incoherent with $\mathcal{I}(\mathcal{S}_2 \perp \mathcal{S}_1)$, which in turn would increase the cost function. As a matter of fact, the factor

$$\frac{\|\mathbf{q}^T \mathbf{P}_2\|}{\|\mathbf{q}^T \mathbf{V}_1\|}$$

in the second inequality of (13) and (14) confirms our intuition about the importance of the coherency of \mathbf{q} with $\mathcal{I}(\mathcal{S}_2 \perp \mathcal{S}_1)$. In particular, (13) and (14) suggest that iPursuit could have more difficulty yielding correct clustering if the projection of \mathbf{q} on the subspace \mathcal{S}_1 is increased (i.e., the projection of the vector on the subspace $\mathcal{I}(\mathcal{S}_2 \perp \mathcal{S}_1)$ is decreased). The coherence property could have a more serious effect on the performance of the algorithm for non-independent subspaces, especially when the dimension of their intersection is significant. For instance, consider the scenario where the vector \mathbf{q} is chosen randomly from \mathcal{D} , and define y as the dimension of the intersection of \mathcal{S}_1 and \mathcal{S}_2 . It follows that $\mathcal{I}(\mathcal{S}_2 \perp \mathcal{S}_1)$ has dimension $r_2 - y$. Thus,

$$\frac{\mathbb{E} \{ \|\mathbf{q}^T \mathbf{P}_2\| \}}{\mathbb{E} \{ \|\mathbf{q}^T \mathbf{V}_1\| \}} = \frac{r_2 - y}{r_1}. \quad (20)$$

Therefore, a randomly chosen vector \mathbf{q} is likely to have a small projection on the innovation subspace when y is large. As such, in dealing with subspaces with significant intersection, it may not be favorable to choose the vector \mathbf{q} at random. In Section II-E, we develop a simple technique to learn a good choice for \mathbf{q} from the given data. This technique makes iPursuit remarkably powerful in dealing with subspaces with intersection as shown in the numerical results section.

D. Clustering multiple subspaces

In this section, the performance guarantees provided in Theorem 2 are extended to multiple subspaces, i.e., more than two subspaces. Next, we discuss our result for multiple subspaces and further simplify the derived sufficient conditions.

1) Performance guarantees

The proposed algorithm identifies the subspaces consecutively, i.e., one subspace is identified at each step. The data lying in the identified subspace is removed and optimal direction-search (5) is applied to the remaining data points to find the next subspace. This process is continued to find all the subspaces.

In order to analyze iPursuit for the scenarios with more than two subspaces, it is helpful to define the concept of minimum innovation as follows.

Definition 2. $(\mathbf{D}_i, \mathcal{S}_i)$ is said to have minimum innovation w.r.t. the vector \mathbf{q} in the set $\{(\mathbf{D}_j, \mathcal{S}_j)\}_{j=1}^m$ if and only if

$$\inf_{\mathbf{c} \in \mathcal{I}(\mathcal{S}_i \perp \bigoplus_{\substack{k=1 \\ k \neq i}}^m \mathcal{S}_k)} \|\mathbf{c}^T \mathbf{D}_i\|_1 < \inf_{\mathbf{c} \in \mathcal{I}(\mathcal{S}_j \perp \bigoplus_{\substack{k=1 \\ k \neq j}}^m \mathcal{S}_k)} \|\mathbf{c}^T \mathbf{D}_j\|_1 \quad (21)$$

for every $j \neq i$, $1 \leq j \leq m$, where \mathbf{q} is a unit ℓ_2 -norm in $\bigoplus_{k=1}^m \mathcal{S}_k$.

If $(\mathbf{D}_k, \mathcal{S}_k)$ has the minimum innovation in the set $\{(\mathbf{D}_j, \mathcal{S}_j)\}_{j=1}^N$ (w.r.t. the vector \mathbf{q} used in the first step), then we expect iPursuit to find \mathcal{S}_k in the first step. Similar to Theorem 2, we make the following assumption without loss of generality.

Assumption 1. Assume that $(\mathbf{D}_k, \mathcal{S}_k)$ has minimum innovation w.r.t. \mathbf{q}_k in the set $\{(\mathbf{D}_j, \mathcal{S}_j)\}_{j=1}^k$ for $2 \leq k \leq N$.

According to assumption 1, if \mathbf{q}_N is used in the first step in the linear constraint of the innovation pursuit optimization problem, iPursuit is expected to first identify \mathcal{S}_N . Assume that \mathcal{S}_N is correctly identified and that the columns of \mathbf{D} lying in \mathcal{S}_N are removed from \mathbf{D} . If the algorithm for direction-search is run again using \mathbf{q}_{N-1} for the linear constraint, then iPursuit is expected to identify \mathcal{S}_{N-1} . If this process is continued, we expect the algorithm to identify \mathcal{S}_2 in the last step.

In each step, the problem is equivalent to disjoining two subspaces. In particular, in the $(N - m + 1)^{\text{th}}$ step, the algorithm is expected to identify \mathcal{S}_m , which can be viewed as separating $(\mathbf{D}_m, \mathcal{S}_m)$ and $(\bigcup_{i=1}^{m-1} \mathbf{D}_i, \bigoplus_{i=1}^{m-1} \mathcal{S}_i)$ by solving the optimization problem (IP_m)

$$(\text{IP}_m) \quad \begin{aligned} & \underset{\hat{\mathbf{c}}}{\text{minimize}} \quad \left\| \hat{\mathbf{c}}^T \left(\bigcup_{k=1}^m \mathbf{D}_k \right) \right\|_1 \\ & \text{subject to} \quad \hat{\mathbf{c}} \in \bigoplus_{k=1}^m \mathcal{S}_k, \quad \hat{\mathbf{c}}^T \mathbf{q}_m = 1 \end{aligned} \quad (22)$$

To avoid confusion, note that $\bigoplus_{k=1}^m \mathcal{S}_k$ is the span of the data points that have not been yet removed. Based on this observation, we can readily state the following theorem, which provides sufficient conditions for iPursuit to successfully identify \mathcal{S}_m in the $(N - m + 1)^{\text{th}}$ step. The proof of this theorem follows directly from Theorem 2 with two subspaces, namely, \mathcal{S}_m and $\bigoplus_{i=1}^{m-1} \mathcal{S}_i$. Similar to Theorem 2, the sufficient conditions are characterized in terms of the optimal solution to an oracle optimization problem (OP_m) defined below.

$$(\text{OP}_m) \quad \begin{aligned} & \underset{\hat{\mathbf{c}}}{\text{minimize}} \quad \|\hat{\mathbf{c}}^T \mathbf{D}_m\|_1 \\ & \text{subject to} \quad \hat{\mathbf{c}} \in \mathcal{I}(\mathcal{S}_m \perp \bigoplus_{k=1}^{m-1} \mathcal{S}_k), \quad \hat{\mathbf{c}}^T \mathbf{q}_m = 1. \end{aligned} \quad (23)$$

We also define the set \mathcal{L}_{0m} with cardinality n_{0m} ,

$$\mathcal{L}_{0m} = \{i \in [n_m] : \mathbf{c}_m^T \mathbf{d}_i = 0, \mathbf{d}_i \in \mathbf{D}_m\}. \quad (24)$$

Theorem 4. Suppose that the data follows Data model 1 with $N = m$ and assume that $(\mathbf{D}_m, \mathcal{S}_m)$ has minimum innovation with respect to \mathbf{q}_m in the set $\{(\mathbf{D}_j, \mathcal{S}_j)\}_{j=1}^m$. Define \mathbf{c}_m as the optimal point of (OP_m) in (23) and let

$$\alpha_m = \sum_{\substack{\mathbf{d}_i \in \mathbf{D}_m \\ i \in \mathcal{L}_{0m}^c}} \text{sgn}(\mathbf{c}_m^T \mathbf{d}_i) \mathbf{d}_i. \quad (25)$$

where \mathcal{L}_{0m}^c is the complement of the set \mathcal{L}_{0m} in (24). Assume that \mathbf{q}_m is a unit ℓ_2 -norm vector in $\bigoplus_{k=1}^m \mathcal{S}_k$, that is not

orthogonal to $\mathcal{I}(\mathcal{S}_m \perp \bigoplus_{k=1}^{m-1} \mathcal{S}_k)$. If

$$\begin{aligned} & \frac{1}{2} \inf_{\substack{\delta \in \bigoplus_{k=1}^{m-1} \mathcal{S}_k \\ \|\delta\|=1}} \sum_{\mathbf{d}_i \in \bigcup_{k=1}^{m-1} \mathbf{D}_k} |\delta^T \mathbf{d}_i| \\ & > \|\mathbf{V}_m^T \mathbf{T}_{m-1}\| \left(\|\alpha_m\| + n_{0m} \right), \\ & \frac{\|\mathbf{q}_m^T \mathbf{P}_m\|}{2\|\mathbf{q}_m^T \mathbf{T}_{m-1}\|} \left(\inf_{\substack{\delta \in \bigoplus_{k=1}^{m-1} \mathcal{S}_k \\ \|\delta\|=1}} \sum_{\mathbf{d}_i \in \bigcup_{k=1}^{m-1} \mathbf{D}_k} |\delta^T \mathbf{d}_i| \right) \\ & > \|\mathbf{V}_m^T \mathbf{P}_m\| \left(\|\alpha_m\| + n_{0m} \right), \end{aligned} \quad (26)$$

where \mathbf{T}_{m-1} is an orthonormal basis for $\bigoplus_{k=1}^{m-1} \mathcal{S}_k$ and \mathbf{P}_m is an orthonormal basis for $\mathcal{I}(\mathcal{S}_m \perp \bigoplus_{k=1}^{m-1} \mathcal{S}_k)$, then \mathbf{c}_m , which lies in $\mathcal{I}(\mathcal{S}_m \perp \bigoplus_{k=1}^{m-1} \mathcal{S}_k)$, is the optimal point of (IP_m) in (22), i.e., the subspace \mathcal{S}_m is identified successfully.

The sufficient conditions provided in Theorem 4 reveal another intriguing property of iPursuit. Contrary to conventional wisdom, increasing the number of subspaces may improve the performance of iPursuit, for if the data points are well distributed in the subspaces, the LHS of (26) is more likely to dominate the RHS. Next, we analyze the sufficient conditions (26) and simplify the LHS of (26) to the permeance statistics.

2) Simplification

According to Theorem 2, when the data points are well distributed in the subspaces and there is a sufficient number of data points in the subspaces (say \mathcal{S}_1), the optimal point of (5) lies in $\mathcal{I}(\mathcal{S}_2 \perp \mathcal{S}_1)$ with high probability even if \mathbf{q} is coherent with \mathcal{S}_1 . This intuition is the basis for an unproven conjecture we use herein to simplify the sufficient conditions of Theorem 4. We conjecture that the optimal point of the non-convex optimization problem (4) lies in one of the innovation subspaces if there are enough data points in the subspaces and they are well distributed. First, to avoid cumbersome notation let

$$\mathcal{I}_j := \mathcal{I} \left(\mathcal{S}_j \perp \bigoplus_{\substack{k=1 \\ k \neq j}}^n \mathcal{S}_k \right).$$

Then the conjecture is tantamount to saying that, if the data follows Data model 1 with n subspaces, then it is highly likely that

$$\begin{aligned} & \inf_{\substack{\delta \in \bigoplus_{k=1}^n \mathcal{S}_k \\ \|\delta\|=1}} \sum_{\mathbf{d}_i \in \bigcup_{k=1}^n \mathbf{D}_k} |\delta^T \mathbf{d}_i| = \min_j \left(\inf_{\substack{\delta \in \mathcal{I}_j \\ \|\delta\|=1}} \sum_{\mathbf{d}_i \in \mathbf{D}_j} |\delta^T \mathbf{d}_i| \right) \\ & = \inf_{\substack{\delta \in \mathcal{I}_{t_n} \\ \|\delta\|=1}} \sum_{\mathbf{d}_i \in \mathbf{D}_{t_n}} |\delta^T \mathbf{d}_i|, \end{aligned} \quad (27)$$

for some integer $1 \leq t_n \leq n$. Based on this, the sufficient

condition provided in Theorem 4 can be simplified as

$$\frac{1}{2} \inf_{\substack{\delta \in \mathcal{I}_{t_{m-1}} \\ \|\delta\|=1}} \sum_{\mathbf{d}_i \in \mathbf{D}_{t_{m-1}}} |\delta^T \mathbf{d}_i| > \|\mathbf{V}_m^T \mathbf{T}_{m-1}\| \left(\|\alpha_m\| + n_{0m} \right) \quad (28)$$

$$\frac{\|\mathbf{q}_m^T \mathbf{P}_m\|}{2\|\mathbf{q}_m^T \mathbf{T}_{m-1}\|} \left(\inf_{\substack{\delta \in \mathcal{I}_{t_{m-1}} \\ \|\delta\|=1}} \sum_{\mathbf{d}_i \in \mathbf{D}_{t_{m-1}}} |\delta^T \mathbf{d}_i| \right) > \|\mathbf{V}_m^T \mathbf{P}_m\| \left(\|\alpha_m\| + n_{0m} \right),$$

where t_{m-1} is defined similar to t_n in (27). Define $\mathbf{D}_{t_{m-1}}^i$ as the projection of the columns of $\mathbf{D}_{t_{m-1}}$ on $\mathcal{I}_{t_{m-1}}$. The infimum on the LHS of (28) is the permeance static for the columns of $\mathbf{D}_{t_{m-1}}^i$ in $\mathcal{I}_{t_{m-1}}$. According to these conditions (28), it is evident that three factors are important for disjoining \mathcal{S}_m and $\{\mathcal{S}_i\}_{i=1}^{m-1}$, namely,

1. The distribution of the data points in the subspaces $\{\mathcal{S}_i\}_{i=1}^{m-1}$ (especially the columns of $\mathbf{D}_{t_{m-1}}^i$) since it determines the value of the permeance statistic.
2. The coherency of \mathbf{q}_m with $\mathcal{I}(\mathcal{S}_m \perp \bigoplus_{k=1}^{m-1} \mathcal{S}_k)$.
3. The distances between the subspaces $\{\mathcal{S}_i\}_{i=1}^{m-1}$: if the subspaces are too close to each other, the columns of $\mathbf{D}_{t_{m-1}}$ would have small projections on $\mathcal{I}_{t_{m-1}}$. In this case, it is more likely that iPursuit would yield the direction of innovation corresponding to one of the subspaces $\{\mathcal{S}_i\}_{i=1}^{m-1}$ instead of \mathcal{S}_m .

E. How to choose the vector \mathbf{q} ?

The previous analysis revealed that the coherency of the vector \mathbf{q} with the innovation subspace is a key performance factor for iPursuit. While our investigations have shown that the proposed algorithm performs very well when the subspaces are independent even when the vector \mathbf{q} is chosen at random, randomly choosing the vector \mathbf{q} may not be favorable when the dimension of their intersection is increased (c.f. Section II-C). This motivates the methodology described next that aims to search for a “good” vector \mathbf{q} .

Consider the following least-square optimization problem,

$$\begin{aligned} & \underset{\mathbf{q}}{\text{minimize}} \quad \|\hat{\mathbf{q}}^T \mathbf{D}\|_2 \\ & \text{subject to} \quad \hat{\mathbf{q}} \in \mathcal{D} \quad \text{and} \quad \|\hat{\mathbf{q}}\| = 1. \end{aligned} \quad (29)$$

The optimization problem (29) searches for a vector in \mathcal{D} that has a small projection on the columns of \mathbf{D} . The optimal point of (29) has a closed-form solution, namely, the singular vector corresponding to the least non-zero singular value of \mathbf{D} . When the subspaces are close to each other, the optimal point of (29) is very close to the innovation subspace $\mathcal{I}(\mathcal{S}_2 \perp \mathcal{S}_1)$. This is due to the fact that $\mathcal{I}(\mathcal{S}_2 \perp \mathcal{S}_1)$ is orthogonal to \mathcal{S}_1 , hence a vector in the innovation subspace will have a small projection on \mathcal{S}_2 . As such, when the subspaces are close to each other, the least singular vector is coherent with the innovation subspace and can be a good candidate for the vector \mathbf{q} . In the numerical results section, it is shown that this choice of \mathbf{q} leads to substantial improvement in performance compared to using a randomly generated \mathbf{q} .

F. Noisy data

In the presence of additive noise, the noisy data matrix can be modeled as

$$\mathbf{D}_e = \mathbf{D} + \mathbf{E}, \quad (30)$$

where \mathbf{D}_e is the given noisy data matrix, \mathbf{D} is the clean data (which follows Data model 1) and \mathbf{E} represents the noise component. Typically, the noise component does not follow a low-dimensional structure, thus \mathbf{E} is generally a high-rank matrix.

Suppose that \mathbf{D} follows Data model 1 with $N = 2$ and consider two independent subspaces \mathcal{S}_1 and \mathcal{S}_2 . If the noise power is sufficiently small, then the singular values of \mathbf{D}_e can be divided into two subsets, the dominant singular values (the first $r_1 + r_2$ singular values) and the small singular values (or the singular values corresponding to the noise component). The estimation of the number of dominant singular values is fairly well-studied [33]. Now, consider the innovation pursuit optimization problem

$$\begin{aligned} & \underset{\hat{\mathbf{c}}}{\text{minimize}} \quad \|\hat{\mathbf{c}}^T \mathbf{D}_e\|_1 \\ & \text{subject to} \quad \hat{\mathbf{c}} \in \text{span}(\mathbf{D}_e) \quad \text{and} \quad \hat{\mathbf{c}}^T \mathbf{q} = 1. \end{aligned} \quad (31)$$

Intuitively, the optimal point of (31) is very close to the singular vectors corresponding to the small singular values. Thus, if \mathbf{c}_e denotes the optimal solution of (31), then all the elements of $\mathbf{c}_e^T \mathbf{D}_e$ will be fairly small and we cannot distinguish the subspaces.

When the number of data points is sufficiently large, the span of \mathbf{D} is approximately the subspace spanned by the dominant singular vectors. Let \mathbf{Q} be an orthonormal basis for the space spanned by the dominant singular vectors. Thus, we change the subspace constraint of (31) as follows

$$\begin{aligned} & \underset{\hat{\mathbf{c}}}{\text{minimize}} \quad \|\hat{\mathbf{c}}^T \mathbf{D}_e\|_1 \\ & \text{subject to} \quad \hat{\mathbf{c}} \in \text{span}(\mathbf{Q}) \quad \text{and} \quad \hat{\mathbf{c}}^T \mathbf{q} = 1. \end{aligned} \quad (32)$$

The first constraint of (32) forces the search in the subspace spanned by the dominant singular vectors, which is approximately equal to $\text{span}(\mathbf{D})$. Therefore, the algorithm will not choose a point from the space corresponding to the noise component (which is almost orthogonal to \mathbf{D}). For instance, consider $\mathbf{D} = [\mathbf{D}_1 \mathbf{D}_2]$, where the columns of $\mathbf{D}_1 \in \mathbb{R}^{40 \times 100}$ lie in a 5-dimensional subspace \mathcal{S}_1 , and the columns of $\mathbf{D}_2 \in \mathbb{R}^{40 \times 100}$ lie in another 5-dimensional subspace \mathcal{S}_2 . Define \mathbf{c}_e and \mathbf{c}_r as the optimal points of (31) and (32), respectively. Fig. 4 shows $|\mathbf{c}_e^T \mathbf{D}_e|$ and $|\mathbf{c}_r^T \mathbf{D}_e|$ (in both plots, the maximum element has been scaled to one). One can see that $\mathbf{c}_r^T \mathbf{D}_e$ can be used to correctly cluster the data since all the elements of $\mathbf{c}_r^T \mathbf{D}_e$ corresponding to \mathcal{S}_2 are nearly zero. We define a threshold c_i such that all elements of $|\mathbf{c}_r^T \mathbf{D}_e|$ less than c_i are set to zero. The value for c_i can be adjusted based on the noise power. The subspace \mathcal{S}_1 can be simply recovered by the span of the columns of $\mathbf{Q} \mathbf{Q}^T \mathbf{D}_e$ corresponding to the non-zero elements of $\mathbf{c}_r^T \mathbf{D}_e$. In addition, the threshold can be automatically adjusted by reformulating the innovation pursuit

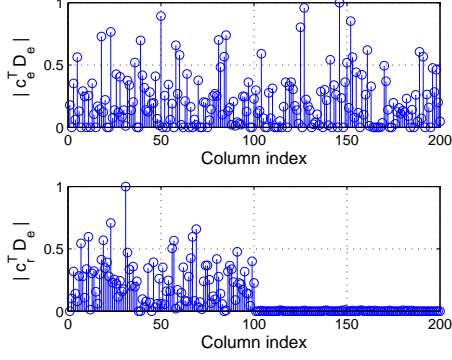


Fig. 4. The lower plot shows the output of iPursuit when its search domain is restricted to the subspace spanned by the dominant singular vectors.

optimization problem as

$$\begin{aligned} & \underset{\hat{\mathbf{c}}}{\text{minimize}} && \|\hat{\mathbf{c}}^T \mathbf{D}_e + \mathbf{n}\|_1 \\ & \text{subject to} && \hat{\mathbf{c}} \in \text{span}(\mathbf{Q}), \\ & && \hat{\mathbf{c}}^T \mathbf{q} = 1 \\ & && \|\mathbf{n}\| \leq \epsilon \end{aligned} \quad (33)$$

where ϵ is chosen based on the noise power. The vector \mathbf{n} cancels out the non-dominant elements of $(\mathbf{c}^*)^T \mathbf{D}_e$ and makes the vector $\hat{\mathbf{c}}^T \mathbf{D}_e + \mathbf{n}$ sparse. The table of algorithm 1 summarizes the proposed iPursuit algorithm for the noisy data setting.

Algorithm 1 Innovation pursuit (iPursuit) for noisy data

While Matrix \mathbf{D}_e is non-empty **do**

1. Remove the noise subspace

Construct \mathbf{Q} as the orthonormal matrix formed by the dominant singular vectors of \mathbf{D}_e and update the data matrix as $\mathbf{D}_e \leftarrow \mathbf{Q}\mathbf{Q}^T \mathbf{D}_e$.

2. Choosing the vector \mathbf{q}

\mathbf{q} = the last singular vector of \mathbf{D}_e (or the last column of \mathbf{Q}).

3. Solve

$$\begin{aligned} & \underset{\hat{\mathbf{c}}}{\text{minimize}} && \|\hat{\mathbf{c}}^T \mathbf{D}_e\|_1 \\ & \text{subject to} && \hat{\mathbf{c}} \in \mathcal{Q} \quad \text{and} \quad \hat{\mathbf{c}}^T \mathbf{q} = 1, \end{aligned} \quad (34)$$

where \mathcal{Q} is the span of \mathbf{Q} . Define \mathbf{c}^* as the optimal point of (34) and Define $\mathbf{h} = \frac{|\mathbf{D}_e^T \mathbf{c}^*|}{\max(|\mathbf{D}_e^T \mathbf{c}^*|)}$.

3. Finding a basis for the identified subspace

Construct \mathbf{G} as the matrix consisting of the columns of \mathbf{D}_e corresponding to the elements of \mathbf{h} that are greater than c_i .

4. Finding the columns lying in the identified subspace

The columns of \mathbf{D}_e that lie in the column space of \mathbf{G} correspond to the identified subspace.

5. Remove the data belonging to the identified subspace

Update \mathbf{D}_e by removing the columns corresponding to the identified subspace.

End While

III. NUMERICAL SIMULATIONS

In this section, we present some numerical experiments to study the performance of the proposed subspace clustering algorithm (iPursuit) and compare its performance to existing approaches. First, we present some numerical simulations confirming the intuition gained through performance analysis. Then, we compare the performance of the proposed approach with existing algorithms to investigate the capability of iPursuit in dealing with non-independent subspaces. Finally, we apply iPursuit to real data for motion segmentation to showcase its applicability to real world problems. We use a subset of the Hopkins155 dataset [34], which contains video sequences of 2 or 3 motions.

In the presented experiments, we consider subspaces with intersection. The data in all simulations (except for the last one that uses real data) is generated as follows. The given data points lie in a union of N r -dimensional subspaces $\{\mathcal{S}_i\}_{i=1}^N$. Define \mathcal{M} as a random y -dimensional subspace. We generate each subspace \mathcal{S}_i as

$$\mathcal{S}_i = \mathcal{M} \oplus \mathcal{R}_i, \quad (35)$$

where \mathcal{R}_i is a random $r - y$ dimensional subspace. Thus, the dimension of the intersection of the subspaces $\{\mathcal{S}_i\}_{i=1}^N$ is equal to y with high probability.

A. The importance of the coherency parameter

In this simulation, it is shown that the performance of iPursuit is improved when \mathbf{q} is coherent with the innovation subspace. In this experiment, it is assumed that the data lies in two subspaces, i.e., $N = 2$. The dimension of the subspaces is equal to 15 and the dimension of their intersection varies between 0 to 14. The case where the intersection has dimension zero corresponds to independent subspaces. The distance between the subspaces is decreased as the dimension of the intersection is increased. Each subspace has 100 data points (total of 200 data points). In addition, the data points are distributed in the subspaces uniformly at random.

Fig. 5 shows the phase transition plot in the plane of c_r (the coherency of \mathbf{q} with the innovation subspace) defined as

$$c_r = \frac{\|\mathbf{q}^T \mathbf{P}_2\|}{\|\mathbf{q}^T \mathbf{V}_1\|}$$

and y , where y is the dimension of the intersection of the subspaces. In this simulation, the vector \mathbf{q} is generated as

$$\mathbf{q} = a_1 \mathbf{q}_1 + a_2 \mathbf{q}_2 \quad (36)$$

where \mathbf{q}_1 is a unit ℓ_2 -norm random vector in \mathcal{S}_1 and \mathbf{q}_2 a unit ℓ_2 -norm random vector in $\mathcal{I}(\mathcal{S}_2 \perp \mathcal{S}_1)$. The coefficients a_1 and a_2 are chosen such that

$$a_1^2 + a_2^2 = 1, \quad \frac{a_2}{a_1} = c_r. \quad (37)$$

The subspaces are unknown to the algorithm, but we generate \mathbf{q} via (36) to show the effect of c_r .

Define $\hat{\mathbf{V}}_1$ and $\hat{\mathbf{V}}_2$ as orthonormal bases for the identified subspaces. A trial is considered successful if

$$\|(\mathbf{I} - \mathbf{V}_1 \mathbf{V}_1^T) \hat{\mathbf{V}}_1\|_F + \|(\mathbf{I} - \mathbf{V}_2 \mathbf{V}_2^T) \hat{\mathbf{V}}_2\|_F \leq 10^{-3}. \quad (38)$$

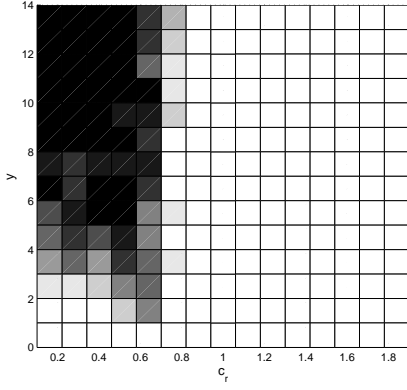


Fig. 5. Phase transition plot for various coherency parameters and dimension of the intersection.

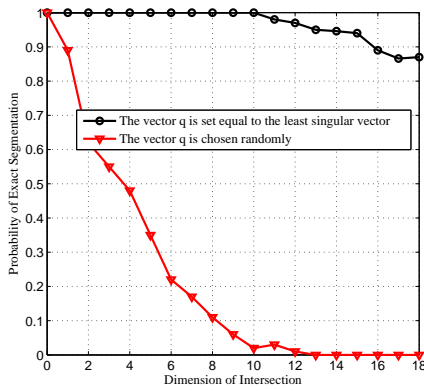


Fig. 6. The performance of iPursuit (probability of exact segmentation) versus the dimension of the intersection.

One can see that as c_r is increased, the performance of the algorithm improves. Fig. 5 shows that when c_r is large enough, the algorithm yields exact segmentation even when $y = 14$. This simulation confirms our analysis regarding the importance of the coherency parameter. In the next experiments, it is shown that if we choose \mathbf{q} using the methodology proposed in Section II-E, iPursuit can yield exact segmentation even when the subspaces have remarkable intersection.

B. Choosing the vector \mathbf{q}

Next, it is shown that choosing the vector \mathbf{q} as the least singular vector can substantially improve the performance of the proposed algorithm. In this experiment, it is assumed that the data points lie in two 20-dimensional subspaces \mathcal{S}_1 and \mathcal{S}_2 . Fig. 6 shows the probability of correct subspace identification versus the dimension of the intersection. Each point in the plot is obtained by averaging over 100 independent runs. Again, a trial is considered successful if (38) is satisfied.

It is clear that when \mathbf{q} is equal to the least singular vector of the data, the algorithm performs substantially better, i.e., the algorithm is more robust to the intersection between the subspaces. This is because the least singular vector is coherent with the innovation subspace when the subspaces are close to each other.

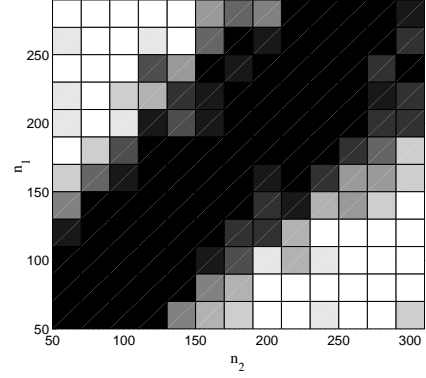


Fig. 7. Phase transition plot for various number of data points lying in the first and second subspace. White designates exact subspace identification.

C. The ratio $\frac{n_1}{n_2}$

In Lemma 3, it was shown that if the ratio $\frac{n_1}{n_2}$ is increased, the optimal point of (5) is more likely to lie in the innovation subspace. We confirm this analysis numerically. We consider a particularly hard subspace clustering scenario. We assume that the given data points lie on two 40-dimensional subspaces (\mathcal{S}_1 and \mathcal{S}_2) and that the dimension of the intersection is equal to 39.

Fig. 7 shows the phase transition plot of iPursuit in the plane of n_1 and n_2 (the number of data points in the first and second subspaces). For each (n_1, n_2) , we generate 10 random realizations of the problem. A trial is considered successful if (38) is satisfied. In this experiment, we set the vector \mathbf{q} equal to the least singular vector of the data matrix. It is evident that the algorithm achieves better performance away from the diagonal, i.e., when the ratio $\frac{n_1}{n_2}$ is away from 1. When $\frac{n_1}{n_2}$ is smaller than one, it is more likely that

$$\inf_{\substack{\mathbf{c} \in \mathcal{I}(\mathcal{S}_1 \perp \mathcal{S}_2) \\ \mathbf{c}^T \mathbf{q} = 1}} \|\mathbf{c}^T \mathbf{D}_1\|_1 < \inf_{\substack{\mathbf{c} \in \mathcal{I}(\mathcal{S}_2 \perp \mathcal{S}_1) \\ \mathbf{c}^T \mathbf{q} = 1}} \|\mathbf{c}^T \mathbf{D}_2\|_1. \quad (39)$$

Thus, according to Lemma 3, if the ratio $\frac{n_2}{n_1}$ is increased, the optimal point of (5) is likely to lie in $\mathcal{I}(\mathcal{S}_1 \perp \mathcal{S}_2)$, and the algorithm yields correct segmentation.

D. Clustering data in union of multiple subspaces

Now, we consider a setting where the given data points lie in a union of 15 30-dimensional subspaces $\{\mathcal{S}_i\}_{i=1}^{15}$. There are 90 data points in each subspace and the distribution of the data in the subspaces is uniformly random. In this experiment, we compare the performance of the proposed approach to the state-of-the-art sparse subspace clustering (SSC) [16] algorithm and low rank representation (LRR) based clustering [26]. The number of replicates used in the spectral clustering for SSC and LRR is equal to 20.

Define the clustering error as the ratio of misclassified points to the total number of data points. Fig. 8 shows the clustering error versus the dimension of the intersection. The dimension of intersection varies between 1 to 29. Each point in the plot is obtained by averaging 40 independent runs. iPursuit is shown to yield the best performance. The proposed algorithm

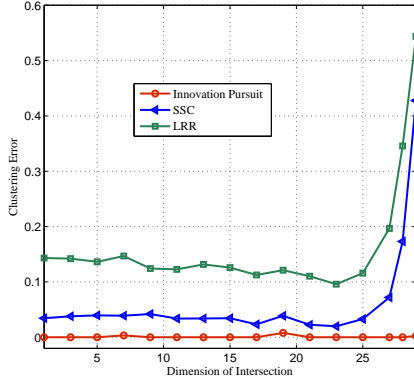


Fig. 8. The clustering error of iPursuit, SSC and LRR versus the dimension of the intersection.

finds the subspaces consecutively, thus all the subspaces are identified in 15 steps.

In Section II-D, we argued that the performance of iPursuit can improve if the number of subspaces is increased. This can also be justified as follows. Fundamentally, iPursuit searches for a vector \mathbf{c}^* that makes $(\mathbf{c}^*)^T \mathbf{D}$ sparse (\mathbf{c}^* is the optimal point of (5)). In the multiple-subspace scenario, \mathbf{c}^* is orthogonal to the all the subspaces except for one subspace (the subspace to be identified). Thus, if the number of subspaces is large, $(\mathbf{c}^*)^T \mathbf{D}$ can be a very sparse vector, to say that iPursuit can easily make $(\mathbf{c}^*)^T \mathbf{D}$ sparse.

iPursuit identifies one subspace in each step and removes the data corresponding to the identified subspace. As such, in this simulation, after ten steps we use \mathbf{D}_s instead of \mathbf{D} (since many subspaces have been eliminated), where \mathbf{D}_s is defined as

$$\mathbf{D}_s = [\mathbf{D} \ \mathbf{S}].$$

The matrix \mathbf{S} is generated as

$$\mathbf{S} = \mathbf{V}\mathbf{R}$$

where $\mathbf{V} \in \mathbb{R}^{M_1 \times r_s}$ is an orthogonal basis for one of the subspaces identified in the previous steps, r_s is the dimension of the subspace and $\mathbf{R} \in \mathbb{R}^{r_s \times N_s}$, where N_s is the number of columns of \mathbf{S} . The elements of \mathbf{R} are sampled independently from a normal distribution $\mathcal{N}(0, \sigma^2)$. The values for N_s and σ have to be chosen sufficiently large enough to ensure that the optimal point of (5) is orthogonal to the span of \mathbf{V} . Choosing sufficiently large N_s and σ enhances the performance of iPursuit since adding the matrix \mathbf{S} increases the LHS of (26), or equivalently facilitates the task of yielding a more sparse vector $(\mathbf{c}^*)^T \mathbf{D}$.

E. Real world data

In this section, we apply iPursuit in a problem of motion segmentation. We use some of the scenarios in the Hopkins155 [34] dataset, which contains video sequences of 2 or 3 motions. The data is generated by extracting and tracking a set of feature points through the frames [34]. Most of the videos are checkerboard and traffic videos.




Fig. 9. Snapshots of the used videos. The videos are obtained from the Hopkins155 [34] dataset.

In motion segmentation, each motion corresponds to one subspace. Thus, the problem here is to cluster data lying in two or three subspaces. According to our investigations, iPursuit yields accurate segmentation for the traffic videos, but does not perform as well for the checkerboard videos. The following table provides the implementation details and the clustering error for each scenario. In addition, the clustering error for SSC, LRR and GPCA are also provided. Fig. (9) shows a snapshot of the considered videos ². In the table, the classification error (CE) stands for the number of misclassified points and M_2 is the total number of data points.

Real data always comes with additive noise. Thus, based on the discussion in Section II-F, it is essential for iPursuit to project the data onto the subspace spanned by the dominant singular values. In Table 1, d_e is the number of dominant singular vectors used to construct the matrix \mathbf{Q} .

IV. APPENDIX

Proof of Theorem 2

The main idea is to show that \mathbf{c}_2 is the optimal point of (5). Thus, we want to show that

$$\arg \min_{\substack{\mathbf{c} \in (\mathcal{S}_2 \oplus \mathcal{S}_1) \\ \mathbf{q}^T \mathbf{c} = 1}} \|\mathbf{c}^T \mathbf{D}\|_1 = \arg \min_{\substack{\mathbf{c} \in \mathcal{I}(\mathcal{S}_2 \perp \mathcal{S}_1) \\ \mathbf{q}^T \mathbf{c} = 1}} \|\mathbf{c}^T \mathbf{D}_2\|_1 \quad (40)$$

Define $g(\delta)$ as

$$g(\delta) = \|(\mathbf{c}_2 - \delta)^T \mathbf{D}\|_1 - \|\mathbf{c}_2^T \mathbf{D}\|_1. \quad (41)$$

Since (5) is a convex optimization problem, it suffices to check that $g(\delta) > 0$ for every sufficiently small non-zero perturbation δ such that

$$\delta^T \mathbf{q} = 0, \quad \delta \in \mathcal{S}_1 \oplus \mathcal{S}_2. \quad (42)$$

The conditions on δ is to ensure that $\mathbf{c}_2 - \delta$ is a feasible point of (5).

²The MATLAB code for SSC and GPCA is obtained from <http://vision.jhu.edu/code/> and the MATLAB code for LRR is obtained from <https://sites.google.com/site/guangcanliu/>.

TABLE I

Video number	CE of iPursuit	CE of SSC	CE of GPCA	CE of LRR	d_e	M_2
1	0	1	0	0	4	502
2	0	0	0	1	4	504
3	0	0	40	0	4	331
4	2	1	4	0	2	77
5	0	7	0	0	4	464
6	5	0	11	0	4	150

If \mathbf{c}_2 is the optimal point of (OP) in (10), then the cost function of (10) is increased when we move from the optimal point along a feasible perturbation direction. Observe that $\mathbf{c}_2 - \delta_2$ is a feasible point of (10) if and only if the perturbation δ_2 satisfies

$$\delta_2^T \mathbf{q} = 0, \quad \delta_2 \in \mathcal{I}(\mathcal{S}_2 \perp \mathcal{S}_1) \quad (43)$$

Therefore, for any non-zero δ_2 which satisfies (43)

$$\|(\mathbf{c}_2 - \delta_2)^T \mathbf{D}_2\|_1 - \|\mathbf{c}_2^T \mathbf{D}_2\|_1 > 0. \quad (44)$$

When $\delta_2 \rightarrow 0$, we can rewrite (44) as

$$\begin{aligned} & \|(\mathbf{c}_2 - \delta_2)^T \mathbf{D}_2\|_1 - \|\mathbf{c}_2^T \mathbf{D}_2\|_1 \\ &= \sum_{\mathbf{d}_i \in \mathbf{D}_2} [(\mathbf{c}_2 - \delta_2)^T \mathbf{d}_i]^2^{1/2} - \sum_{\mathbf{d}_i \in \mathbf{D}_2} |\mathbf{c}_2^T \mathbf{d}_i| \\ &= \sum_{\mathbf{d}_i \in \mathbf{D}_2} [(\mathbf{c}_2^T \mathbf{d}_i)^2 - 2(\mathbf{c}_2^T \mathbf{d}_i)(\delta_2^T \mathbf{d}_i) + (\delta_2^T \mathbf{d}_i)^2]^{1/2} - \sum_{\mathbf{d}_i \in \mathbf{D}_2} |\mathbf{c}_2^T \mathbf{d}_i| \\ &= \sum_{\substack{\mathbf{d}_i \in \mathbf{D}_2 \\ i \in \mathcal{L}_0}} |\delta_2^T \mathbf{d}_i| + \sum_{\substack{\mathbf{d}_i \in \mathbf{D}_2 \\ i \in \mathcal{L}_0^c}} |\mathbf{c}_2^T \mathbf{d}_i| \left[1 - 2 \frac{\text{sgn}(\mathbf{c}_2^T \mathbf{d}_i)}{|\mathbf{c}_2^T \mathbf{d}_i|} (\delta_2^T \mathbf{d}_i) \right. \\ & \quad \left. + \mathcal{O}(\|\delta_2\|^2) \right]^{1/2} - \sum_{\substack{\mathbf{d}_i \in \mathbf{D}_2 \\ i \in \mathcal{L}_0^c}} |\mathbf{c}_2^T \mathbf{d}_i| \\ &= \sum_{\substack{\mathbf{d}_i \in \mathbf{D}_2 \\ i \in \mathcal{L}_0}} |\delta_2^T \mathbf{d}_i| - \sum_{\substack{\mathbf{d}_i \in \mathbf{D}_2 \\ i \in \mathcal{L}_0^c}} \text{sgn}(\mathbf{c}_2^T \mathbf{d}_i) (\delta_2^T \mathbf{d}_i) + \mathcal{O}(\|\delta_2\|^2) \end{aligned} \quad (45)$$

where the last identity follows from the Taylor expansion of the square root. Thus,

$$\sum_{\substack{\mathbf{d}_i \in \mathbf{D}_2 \\ i \in \mathcal{L}_0}} |\delta_2^T \mathbf{d}_i| - \sum_{\substack{\mathbf{d}_i \in \mathbf{D}_2 \\ i \in \mathcal{L}_0^c}} \text{sgn}(\mathbf{c}_2^T \mathbf{d}_i) (\delta_2^T \mathbf{d}_i) + \mathcal{O}(\|\delta_2\|^2) \quad (46)$$

has to be greater than zero for small δ_2 which satisfies (43). Therefore,

$$\sum_{\substack{\mathbf{d}_i \in \mathbf{D}_2 \\ i \in \mathcal{L}_0}} |\delta_2^T \mathbf{d}_i| - \sum_{\substack{\mathbf{d}_i \in \mathbf{D}_2 \\ i \in \mathcal{L}_0^c}} \text{sgn}(\mathbf{c}_2^T \mathbf{d}_i) (\delta_2^T \mathbf{d}_i) \geq 0 \quad \forall \delta_2 \in \mathbb{R}^{M_1} \quad (47)$$

s.t. $\delta_2^T \mathbf{q} = 0, \quad \delta_2 \in \mathcal{I}(\mathcal{S}_2 \perp \mathcal{S}_1)$

To simplify $g(\delta)$, we decompose δ into

$$\delta = \delta_1 + \delta_I \quad (48)$$

where $\delta_1 \in \mathcal{S}_1$ and $\delta_I \in \mathcal{I}(\mathcal{S}_2 \perp \mathcal{S}_1)$. The vectors \mathbf{c}_2 and δ_I lie in $\mathcal{I}(\mathcal{S}_2 \perp \mathcal{S}_1)$ which is orthogonal to \mathcal{S}_1 . Therefore, for the data points in \mathcal{S}_1

$$\|(\mathbf{c}_2 - \delta)^T \mathbf{D}_1\|_1 - \|\mathbf{c}_2^T \mathbf{D}_1\|_1 = \sum_{\mathbf{d}_i \in \mathbf{D}_1} |\delta_1^T \mathbf{d}_i|. \quad (49)$$

In addition, as $\delta \rightarrow 0$,

$$\begin{aligned} & \|(\mathbf{c}_2 - \delta)^T \mathbf{D}_2\|_1 - \|\mathbf{c}_2^T \mathbf{D}_2\|_1 = \\ & \sum_{\substack{\mathbf{d}_i \in \mathbf{D}_2 \\ i \in \mathcal{L}_0}} |\delta^T \mathbf{d}_i| - \sum_{\substack{\mathbf{d}_i \in \mathbf{D}_2 \\ i \in \mathcal{L}_0^c}} \text{sgn}(\mathbf{c}_2^T \mathbf{d}_i) \delta^T \mathbf{d}_i + \mathcal{O}(\|\delta^2\|). \end{aligned} \quad (50)$$

Therefore, according to (41), (49) and (50), it is enough to show that

$$\begin{aligned} g(\delta) &= \sum_{\mathbf{d}_i \in \mathbf{D}_1} |\delta_1^T \mathbf{d}_i| + \sum_{\substack{\mathbf{d}_i \in \mathbf{D}_2 \\ i \in \mathcal{L}_0}} |\delta^T \mathbf{d}_i| \\ & \quad - \sum_{\substack{\mathbf{d}_i \in \mathbf{D}_2 \\ i \in \mathcal{L}_0^c}} \text{sgn}(\mathbf{c}_2^T \mathbf{d}_i) \delta^T \mathbf{d}_i > 0 \end{aligned} \quad (51)$$

for every $\delta \neq 0$ which satisfies (42). Define

$$\alpha = \sum_{\substack{\mathbf{d}_i \in \mathbf{D}_2 \\ i \in \mathcal{L}_0^c}} \text{sgn}(\mathbf{c}_2^T \mathbf{d}_i) \mathbf{d}_i \quad (52)$$

Thus, $g(\delta)$ is equivalent to

$$g(\delta) = \sum_{\mathbf{d}_i \in \mathbf{D}_1} |\delta_1^T \mathbf{d}_i| + \sum_{\substack{\mathbf{d}_i \in \mathbf{D}_2 \\ i \in \mathcal{L}_0}} |\delta^T \mathbf{d}_i| - \delta_1^T \alpha - \delta_I^T \alpha \quad (53)$$

To show that $g(\delta)$ is greater than zero, it suffices to ensure that

$$\begin{aligned} & \frac{1}{2} \sum_{\mathbf{d}_i \in \mathbf{D}_1} |\delta_1^T \mathbf{d}_i| - \sum_{\substack{\mathbf{d}_i \in \mathbf{D}_2 \\ i \in \mathcal{L}_0}} |\delta_1^T \mathbf{d}_i| > \delta_1^T \alpha \\ & \frac{1}{2} \sum_{\mathbf{d}_i \in \mathbf{D}_1} |\delta_1^T \mathbf{d}_i| > \delta_I^T \alpha - \sum_{\substack{\mathbf{d}_i \in \mathbf{D}_2 \\ i \in \mathcal{L}_0}} |\delta_I^T \mathbf{d}_i| \end{aligned} \quad (54)$$

For the first inequality of (54), it is enough to ensure that a lower-bound on the LHS is greater than an upper-bound on the RHS. Thus, it suffices to have

$$\frac{1}{2} \inf_{\substack{\delta \in \mathcal{S}_1 \\ \|\delta\|=1}} \sum_{\mathbf{d}_i \in \mathbf{D}_1} |\delta^T \mathbf{d}_i| > \sup_{\substack{\delta \in \mathcal{S}_1 \\ \|\delta\|=1}} \sum_{\substack{\mathbf{d}_i \in \mathbf{D}_2 \\ i \in \mathcal{L}_0}} |\delta^T \mathbf{d}_i| + \sup_{\substack{\delta \in \mathcal{S}_1 \\ \|\delta\|=1}} \delta^T \alpha \quad (55)$$

The matrices \mathbf{V}_1 and \mathbf{V}_2 were defined as orthonormal bases for \mathcal{S}_1 and \mathcal{S}_2 , respectively. According to (52), the vector α lies in \mathcal{S}_2 . Therefore,

$$\sup_{\substack{\delta \in \mathcal{S}_1 \\ \|\delta\|=1}} \delta^T \alpha = \|\mathbf{V}_1^T \mathbf{V}_2\| \|\alpha\| \quad (56)$$

In addition, the first term of the RHS of (55) can be bounded by $\|\mathbf{V}_1^T \mathbf{V}_2\| n_0$. Thus, the first inequality of (13) results from the first inequality of (54).

Observe that the second inequality of (54) is homogeneous in δ since

$$\delta_1^T \mathbf{q} = -\delta_I^T \mathbf{q}. \quad (57)$$

We scale δ such that $\delta_1^T \mathbf{q} = -\delta_I^T \mathbf{q} = 1$. To ensure that the second inequality of (54) is satisfied, it is enough to show that

$$\begin{aligned} & \frac{1}{2} \inf_{\substack{\delta_1 \in \mathcal{S}_1 \\ \delta_I^T \mathbf{q} = 1}} \sum_{\mathbf{d}_i \in \mathbf{D}_1} |\delta_1^T \mathbf{d}_i| \\ & > \sup_{\substack{\delta_I \in \mathcal{I}(\mathcal{S}_2 \perp \mathcal{S}_1) \\ \delta_I^T \mathbf{q} = 1}} \left(\delta_I^T \alpha - \sum_{\substack{\mathbf{d}_i \in \mathbf{D}_2 \\ i \in \mathcal{L}_0}} |\delta_I^T \mathbf{d}_i| \right) \end{aligned} \quad (58)$$

Let us decompose δ_I into

$$\delta_I = \delta_{ip} + \delta_{iq} \quad (59)$$

where

$$\delta_{ip} = (\mathbf{I} - \mathbf{q}'(\mathbf{q}')^T) \delta_I, \quad \delta_{iq} = \mathbf{q}'(\mathbf{q}')^T \delta_I \quad (60)$$

and \mathbf{q}' is defined as

$$\mathbf{q}' = \mathbf{P}_2 \mathbf{P}_2^T \mathbf{q} / \|\mathbf{P}_2 \mathbf{P}_2^T \mathbf{q}\| \quad (61)$$

where \mathbf{P}_2 was defined as an orthonormal basis for $\mathcal{I}(\mathcal{S}_2 \perp \mathcal{S}_1)$.

For the second inequality, it is enough to show that the LHS of (58) is greater than

$$\sup_{\substack{\delta_I \in \mathcal{I}(\mathcal{S}_2 \perp \mathcal{S}_1) \\ \delta_I^T \mathbf{q} = 1}} \left(\delta_{ip}^T \alpha + \delta_{iq}^T \alpha - \sum_{\substack{\mathbf{d}_i \in \mathbf{D}_2 \\ i \in \mathcal{L}_0}} |\delta_{ip}^T \mathbf{d}_i| + \sum_{\substack{\mathbf{d}_i \in \mathbf{D}_2 \\ i \in \mathcal{L}_0}} |\delta_{iq}^T \mathbf{d}_i| \right) \quad (62)$$

According to the definition of \mathbf{q}' and δ_{ip} ,

$$\delta_{ip} \in \mathcal{I}(\mathcal{S}_2 \perp \mathcal{S}_1) \quad \text{and} \quad \delta_{ip}^T \mathbf{q} = 0. \quad (63)$$

Therefore, according to (47),

$$\delta_{ip}^T \alpha - \sum_{\substack{\mathbf{d}_i \in \mathbf{D}_2 \\ i \in \mathcal{L}_0}} |\delta_{ip}^T \mathbf{d}_i| \leq 0.$$

Thus, it is enough to show that the LHS of (58) is greater than

$$\begin{aligned} & \sup_{\substack{\delta_I \in \mathcal{I}(\mathcal{S}_2 \perp \mathcal{S}_1) \\ \delta_I^T \mathbf{q} = 1}} \left(\delta_{iq}^T \alpha + \sum_{\substack{\mathbf{d}_i \in \mathbf{D}_2 \\ i \in \mathcal{L}_0}} |\delta_{iq}^T \mathbf{d}_i| \right) \\ & = \frac{1}{\|\mathbf{q}'^T \mathbf{P}_2\|} \left(|\alpha^T \mathbf{q}'| + \sum_{\substack{\mathbf{d}_i \in \mathbf{D}_2 \\ i \in \mathcal{L}_0}} |\mathbf{d}_i^T \mathbf{q}'| \right) \\ & \leq \frac{\|\mathbf{V}_2^T \mathbf{P}_2\|}{\|\mathbf{q}'^T \mathbf{P}_2\|} (\|\alpha\| + n_0). \end{aligned} \quad (64)$$

In addition, the LHS of (58) can be simplified as

$$\begin{aligned} & \frac{1}{2} \inf_{\substack{\delta_1 \in \mathcal{S}_1 \\ \delta_I^T \mathbf{q} = 1}} \sum_{\mathbf{d}_i \in \mathbf{D}_1} |\delta_1^T \mathbf{d}_i| \geq \\ & \frac{1}{2\|\mathbf{q}'^T \mathbf{V}_1\|} \inf_{\substack{\delta_1 \in \mathcal{S}_1 \\ \|\delta_1\| = 1}} \sum_{\mathbf{d}_i \in \mathbf{D}_1} |\delta_1^T \mathbf{d}_i|. \end{aligned} \quad (65)$$

According to (58), (64) and (65), the second inequality of (13) guarantees that the second inequality of (54) is satisfied. Thus, if (13) is satisfied, then (54) is satisfied.

Proof of Lemma 3

To prove Lemma 3, we need to find a lower-bound on the permeance statistic and an upper-bound on $\|\alpha\|_2$. The vector α was defined as

$$\alpha = \sum_{\mathbf{d}_i \in \mathbf{D}_2} \text{sgn}(\mathbf{c}_2^T \mathbf{d}_i) \mathbf{d}_i = \sum_{(\mathbf{V}_2 \mathbf{x}_i = \mathbf{d}_i) \in \mathbf{D}_2} \text{sgn}(\mathbf{c}_2^T \mathbf{d}_i) \mathbf{V}_2 \mathbf{x}_i \quad (66)$$

where $\mathbf{x}_i \in \mathbb{R}^{r_2 \times 1}$ is defined such that $\mathbf{V}_2 \mathbf{x}_i = \mathbf{d}_i$ for $\mathbf{d}_i \in \mathbf{D}_2$. In Lemma 3, it is assumed that the data points in the subspaces are distributed randomly and the data points are normalized (i.e., the ℓ_2 -norm of the data points is equal to one). Therefore, the vectors $\{\mathbf{x}_i\}$ can be modeled as i.i.d. random vectors uniformly distributed on the unit sphere \mathbb{S}^{r_2-1} in \mathbb{R}^{r_2} . Based on this observation, we make use of the following lemmas from [7] and [35] to obtain (14).

Lemma 5. (Lower-bound on the permeance statistic from [7]) Suppose that $\mathbf{g}_1, \dots, \mathbf{g}_n$ are i.i.d. random vectors uniformly distributed on the unit sphere \mathbb{S}^{r-1} in \mathbb{R}^r . When $r = 1$,

$$\inf_{\|\delta\|=2} \sum_{i=1}^n |\delta^T \mathbf{g}_i| = 1. \quad (67)$$

When $r \geq 2$, for all $t \geq 0$,

$$\inf_{\|\delta\|=2} \sum_{i=1}^n |\delta^T \mathbf{g}_i| > \sqrt{\frac{2}{\pi}} \frac{n}{\sqrt{r}} - 2\sqrt{n} - t\sqrt{\frac{n}{r-1}} \quad (68)$$

with probability at least $1 - \exp(-t^2/2)$.

Lemma 6. If $\mathbf{g}_1, \dots, \mathbf{g}_n$ are i.i.d. random vectors uniformly distributed on the unit sphere \mathbb{S}^{r-1} in \mathbb{R}^r , then

$$\mathbb{P} \left(\left\| \sum_{i=1}^n h_i \mathbf{g}_i \right\| \geq \|\mathbf{h}\| t \right) \leq \exp \left(\frac{r}{2} (t^2 - \log(t^2) - 1) \right) \quad (69)$$

for all $t > 1$.

REFERENCES

- [1] Konstantinos Slavakis, Georgios Giannakis, and Gonzalo Mateos, "Modeling and optimization for big data analytics:(statistical) learning tools for our era of data deluge," *Signal Processing Magazine, IEEE*, vol. 31, no. 5, pp. 18–31, 2014.
- [2] Ronen Basri and David W Jacobs, "Lambertian reflectance and linear subspaces," *Pattern Analysis and Machine Intelligence, IEEE Transactions on*, vol. 25, no. 2, pp. 218–233, 2003.
- [3] John Wright, Allen Y Yang, Arvind Ganesh, Shankar S Sastry, and Yi Ma, "Robust face recognition via sparse representation," *Pattern Analysis and Machine Intelligence, IEEE Transactions on*, vol. 31, no. 2, pp. 210–227, 2009.
- [4] Christopher M Bishop, *Pattern recognition and machine learning*, springer, 2006.
- [5] Mostafa Rahmani and George Atia, "Randomized robust subspace recovery for high dimensional data matrices," *arXiv preprint arXiv:1505.05901*, 2015.
- [6] Teng Zhang and Gilad Lerman, "A novel m-estimator for robust pca," *The Journal of Machine Learning Research*, vol. 15, no. 1, pp. 749–808, 2014.
- [7] Gilad Lerman, Michael B McCoy, Joel A Tropp, and Teng Zhang, "Robust computation of linear models by convex relaxation," *Foundations of Computational Mathematics*, vol. 15, no. 2, pp. 363–410, 2015.
- [8] Rene Vidal, "Subspace clustering," *IEEE Signal Processing Magazine*, vol. 2, no. 28, pp. 52–68, 2011.
- [9] René Vidal, Roberto Tron, and Richard Hartley, "Multiframe motion segmentation with missing data using powerfactorization and gpca," *International Journal of Computer Vision*, vol. 79, no. 1, pp. 85–105, 2008.

- [10] Jason Ho, Ming-Hsuan Yang, Jongwoo Lim, Kuang-Chih Lee, and David Kriegman, "Clustering appearances of objects under varying illumination conditions," in *Computer Vision and Pattern Recognition, 2003. Proceedings. 2003 IEEE Computer Society Conference on*. IEEE, 2003, vol. 1, pp. 1–11.
- [11] Brian McWilliams and Giovanni Montana, "Subspace clustering of high-dimensional data: a predictive approach," *Data Mining and Knowledge Discovery*, vol. 28, no. 3, pp. 736–772, 2014.
- [12] Allen Y Yang, John Wright, Yi Ma, and S Shankar Sastry, "Unsupervised segmentation of natural images via lossy data compression," *Computer Vision and Image Understanding*, vol. 110, no. 2, pp. 212–225, 2008.
- [13] René Vidal, Stefano Soatto, Yi Ma, and Shankar Sastry, "An algebraic geometric approach to the identification of a class of linear hybrid systems," in *Decision and Control, 2003. Proceedings. 42nd IEEE Conference on*. IEEE, 2003, vol. 1, pp. 167–172.
- [14] Allen Y Yang, Shankar R Rao, and Yi Ma, "Robust statistical estimation and segmentation of multiple subspaces," in *Computer Vision and Pattern Recognition Workshop, 2006. CVPRW'06. Conference on*. IEEE, 2006, pp. 99–99.
- [15] Shankar Rao, Roberto Tron, Rene Vidal, and Yi Ma, "Motion segmentation in the presence of outlying, incomplete, or corrupted trajectories," *Pattern Analysis and Machine Intelligence, IEEE Transactions on*, vol. 32, no. 10, pp. 1832–1845, 2010.
- [16] Ehsan Elhamifar and Rene Vidal, "Sparse subspace clustering: Algorithm, theory, and applications," *Pattern Analysis and Machine Intelligence, IEEE Transactions on*, vol. 35, no. 11, pp. 2765–2781, 2013.
- [17] Rene Vidal, Yi Ma, and Shankar Sastry, "Generalized principal component analysis (gpca)," *Pattern Analysis and Machine Intelligence, IEEE Transactions on*, vol. 27, no. 12, pp. 1945–1959, 2005.
- [18] Paul S Bradley and Olvi L Mangasarian, "k-plane clustering," *Journal of Global Optimization*, vol. 16, no. 1, pp. 23–32, 2000.
- [19] Teng Zhang, Arthur Szlam, and Gilad Lerman, "Median k-flats for hybrid linear modeling with many outliers," in *Computer Vision Workshops (ICCV Workshops), 2009 IEEE 12th International Conference on*. IEEE, 2009, pp. 234–241.
- [20] Michael E Tipping and Chris M Bishop, "Mixtures of probabilistic principal component analyzers," *Neural computation*, vol. 11, no. 2, pp. 443–482, 1999.
- [21] Yasuyuki Sugaya and Kenichi Kanatani, "Geometric structure of degeneracy for multi-body motion segmentation," in *Statistical Methods in Video Processing*, pp. 13–25. Springer, 2004.
- [22] Martin A Fischler and Robert C Bolles, "Random sample consensus: a paradigm for model fitting with applications to image analysis and automated cartography," *Communications of the ACM*, vol. 24, no. 6, pp. 381–395, 1981.
- [23] Ulrike Von Luxburg, "A tutorial on spectral clustering," *Statistics and computing*, vol. 17, no. 4, pp. 395–416, 2007.
- [24] Eva L Dyer, Aswin C Sankaranarayanan, and Richard G Baraniuk, "Greedy feature selection for subspace clustering," *The Journal of Machine Learning Research*, vol. 14, no. 1, pp. 2487–2517, 2013.
- [25] Reinhard Heckel and Helmut Bölcskei, "Robust subspace clustering via thresholding," *arXiv preprint arXiv:1307.4891*, 2013.
- [26] Guangcan Liu, Zhouchen Lin, Shuicheng Yan, Ju Sun, Yong Yu, and Yi Ma, "Robust recovery of subspace structures by low-rank representation," *Pattern Analysis and Machine Intelligence, IEEE Transactions on*, vol. 35, no. 1, pp. 171–184, 2013.
- [27] Mahdi Soltanolkotabi, Emmanuel J Candes, et al., "A geometric analysis of subspace clustering with outliers," *The Annals of Statistics*, vol. 40, no. 4, pp. 2195–2238, 2012.
- [28] Yu-Xiang Wang, Huan Xu, and Chenlei Leng, "Provable subspace clustering: When lrr meets ssc," in *Advances in Neural Information Processing Systems*, 2013, pp. 64–72.
- [29] Alvina Goh and René Vidal, "Segmenting motions of different types by unsupervised manifold clustering," in *Computer Vision and Pattern Recognition, 2007. CVPR'07. IEEE Conference on*. IEEE, 2007, pp. 1–6.
- [30] Guangliang Chen and Gilad Lerman, "Spectral curvature clustering (scc)," *International Journal of Computer Vision*, vol. 81, no. 3, pp. 317–330, 2009.
- [31] Dohyung Park, Constantine Caramanis, and Sujay Sanghavi, "Greedy subspace clustering," in *Advances in Neural Information Processing Systems*, 2014, pp. 2753–2761.
- [32] Daniel A Spielman, Huan Wang, and John Wright, "Exact recovery of sparsely-used dictionaries," in *Proceedings of the Twenty-Third international joint conference on Artificial Intelligence*. AAAI Press, 2013, pp. 3087–3090.
- [33] Petre Stoica and Yngve Selen, "Model-order selection: a review of information criterion rules," *Signal Processing Magazine, IEEE*, vol. 21, no. 4, pp. 36–47, 2004.
- [34] Roberto Tron and René Vidal, "A benchmark for the comparison of 3-d motion segmentation algorithms," in *Computer Vision and Pattern Recognition, 2007. CVPR'07. IEEE Conference on*. IEEE, 2007, pp. 1–8.
- [35] Simon Foucart and Holger Rauhut, *A mathematical introduction to compressive sensing*, Springer, 2013.
- [36] Michel Ledoux, *The concentration of measure phenomenon*, Number 89. American Mathematical Soc., 2005.
- [37] João Paulo Costeira and Takeo Kanade, "A multibody factorization method for independently moving objects," *International Journal of Computer Vision*, vol. 29, no. 3, pp. 159–179, 1998.
- [38] Jingyu Yan and Marc Pollefeys, "A general framework for motion segmentation: Independent, articulated, rigid, non-rigid, degenerate and non-degenerate," in *Computer Vision—ECCV 2006*, pp. 94–106. Springer, 2006.
- [39] Teng Zhang, Arthur Szlam, Yi Wang, and Gilad Lerman, "Hybrid linear modeling via local best-fit flats," *International journal of computer vision*, vol. 100, no. 3, pp. 217–240, 2012.