

Charmonium current-current correlators with Mobius domain-wall fermion

Katsumasa Nakayama^{a,b}, Brendan Fahy^b, and Shoji Hashimoto^{b,c} (JLQCD collaboration)

^a *Department of Physics, Nagoya University, Nagoya, 464-8602, Japan*

^b *KEK Theory Center, High Energy Accelerator Research Organization (KEK), Tsukuba 305-0801, Japan*

^c *School of High Energy Accelerator Science, The Graduate University for Advanced Studies (Sokendai), Tsukuba 305-0801, Japan*

E-mail: katumasa@post.kek.jp

We calculate the charmonium correlators on the lattice with $n_f = 2 + 1$ Moebius domain wall fermion, and extract the charm quark mass and the strong coupling constant. Time moments are defined by current-current correlators, which have been calculated in the continuum theory by perturbation theory. We extract the charm quark mass by matching the lattice results with the corresponding perturbative QCD calculations, using the recently generated ensembles by the JLQCD collaboration at lattice spacings $a = 0.083, 0.055$, and 0.044 fm.

The 33rd International Symposium on Lattice Field Theory

14 -18 July 2015

*Kobe International Conference Center, Kobe, Japan**

*Speaker.

1. Introduction

The charm quark mass m_c and the strong coupling constant α_s are fundamental parameters in the Standard Model. Their precise determination is important for the test of the Standard Model. One example is related to Higgs partial widths, which has significant dependence on α_s and m_c . For the determination of the partial widths better than 1%, one needs m_c and α_s also better than 1% [1].

We extract the charm quark mass and the strong coupling constant using the moment method in lattice QCD with the Mobius domain-wall fermion. We calculate the charmonium current-current correlator on the lattice and construct its time moments, which correspond to derivatives of the vacuum polarization functions. The moments can be related to the R-ratio $R(e^+e^- \rightarrow q\bar{q} + X)$ by the dispersion relation, and one can obtain the charm quark mass using experimental data and perturbation theory. Instead of the experimental data, we use the lattice data to extract the charm quark mass. The idea was initiated by the HPQCD collaboration, and a precision better than 1% has been reported [2–4].

2. Moment method

We calculate the charmonium pseudoscalar correlator summed over spatial position x

$$G(t) = a^6 \sum_x (am_{\text{quark}}^{\text{bare}})^2 \langle 0 | j_5(x, t) j_5(0, 0) | 0 \rangle, \quad (2.1)$$

with $j_5 = \bar{\psi}_c \gamma_5 \psi_c$. The moment of the pseudoscalar current-current correlator on the lattice is defined by

$$G_n = \sum_t \left(\frac{t}{a} \right)^n G(t), \quad (2.2)$$

with n an even integer larger than 4. On the lattice t/a takes a value in $\{0, 1, 2, \dots, \frac{T}{2a} - 1, 0, -\frac{T}{2a} + 1, \dots, -2, -1\}$, where T is the size of the lattice in the time direction. Because of the symmetry $G(t) = G(-t)$ odd n moments vanish.

We follow the method introduced in [2, 3]. To reduce the discretization effect, we define the reduced moment R_n using the lowest order moment $G_n^{(0)}$ evaluated for a free correlator:

$$R_n = \frac{am_{\eta_c}^{\text{lat}}}{2am_{\text{bare}, c}^{\text{lat}}} \left(\frac{G_n}{G_n^{(0)}} \right)^{\frac{1}{n-4}} \quad (2.3)$$

where $m_{\eta_c}^{\text{lat}}$ is the η_c mass on each lattice ensemble, and $m_{\text{bare}, c}^{\text{lat}}$ is the bare charm quark mass on that ensemble.

The moments in the continuum perturbation theory are similarly defined by the correlators of $j_5(x)$. First, we consider the pseudoscalar vacuum polarization function $\Pi(q^2)$,

$$q^2 \Pi(q^2) = i \int dx e^{iqx} \langle 0 | T j_5(x) j_5(0) | 0 \rangle. \quad (2.4)$$

By a Taylor expansion, it may be expressed as

$$\Pi(q^2) = \frac{3}{16\pi^2} Q_q^2 \sum_{k=-1}^{\infty} C_k z^k, \quad (2.5)$$

where $z = (q/2m_c)^2$, Q_q is the quark charge (+2/3 or -1/3), and C_k are coefficients calculated perturbatively up to $O(\alpha_s^3)$ [3, 5–7]. They are written as

$$\begin{aligned} C_k = & C_k^{(0)} + \frac{\alpha_s(\mu)}{\pi} \left(C_k^{(10)} + C_k^{(11)} l_m \right) \\ & + \left(\frac{\alpha_s(\mu)}{\pi} \right)^2 \left(C_k^{(20)} + C_k^{(21)} l_m + C_k^{(22)} l_m^2 \right) \\ & + \left(\frac{\alpha_s(\mu)}{\pi} \right)^3 \left(C_k^{(30)} + C_k^{(31)} l_m + C_k^{(32)} l_m^2 + C_k^{(33)} l_m^3 \right) \\ & + \dots \end{aligned}$$

with $l_m = \log(m_c^2(\mu)/\mu^2)$.

Since the t multiplication on the lattice corresponds to a differentiation by q^2 in the momentum space, the moment may be written as

$$g_{2n} = \left(\frac{1}{n!} \right) \left(-\frac{\partial}{\partial z} \right)^n (z\Pi(q^2))|_{q^2=0}, \quad (2.6)$$

and one can calculate the reduced moment in the continuum theory as $r_{2k} = (g_{2k}/g_{2k}^{(0)})^{1/(2k-4)} = (C_{k-1}/C_{k-1}^{(0)})^{1/(2k-4)}$, where $C_{k-1}^{(0)}$ are the coefficients at the lowest order. Requiring the equality between the lattice and the continuum, we arrive at

$$m_c(\mu) = \frac{m_{\eta_c}^{\text{exp}}}{2} \frac{r_n(\alpha_{\overline{\text{MS}}}, m_c)}{R_n}, \quad (2.7)$$

where $m_c(\mu)$ is the $\overline{\text{MS}}$ charm quark mass defined at a renormalization scale μ . r_n appearing on the right hand side is an implicit function of $m_c(\mu)$ and $\alpha_s(\mu)$, and the equation should be understood as a condition to be satisfied by the parameters $m_c(\mu)$ and $\alpha_s(\mu)$. Using the equation for different n 's at the same time, we may determine these parameters. We may also use a ratio of the reduced moments,

$$\frac{R_n}{R_{n+2}} = \frac{r_n}{r_{n+2}}, \quad (2.8)$$

for which the truncation error of the perturbative expansion is different from that of individual r_n .

The moment method has a range of validity for the scale μ since we concurrently use the lattice and perturbation theory. That is, there is an upper bound on n from Λ_{QCD} for perturbation theory to be valid. On the other hand, the lower bound comes from the lattice cutoff. Figure 1 demonstrate the range of t that R_n receives dominant contribution. The integrand of (2.2) is plotted as a function of t , for $n=4, 8$, and 12 . The peak of the integrand is estimated as $t_{\text{peak}} \sim n/m_{\eta_c}^{\text{lat}}$, and the valid range $\pi/a \gg \pi/t_{\text{peak}} \gg \Lambda_{\text{QCD}}$, is interpreted as

$$m_{\eta_c}^{\text{lat}} a \ll n \ll \pi \frac{m_{\eta_c}^{\text{lat}}}{\Lambda_{\text{QCD}}}. \quad (2.9)$$

As one can see in Fig. 1, R_4 receives a large contribution from small t ($t = 1, 2$), which may have relatively large discretization effect. As the power n becomes larger, the moment receives more contributions from large t region. Assuming $\Lambda_{\text{QCD}} \sim 300$ MeV, the constraint (2.9) corresponds to $n \ll 30$. We therefore use $n = 6, 8, 10$ in this analysis.

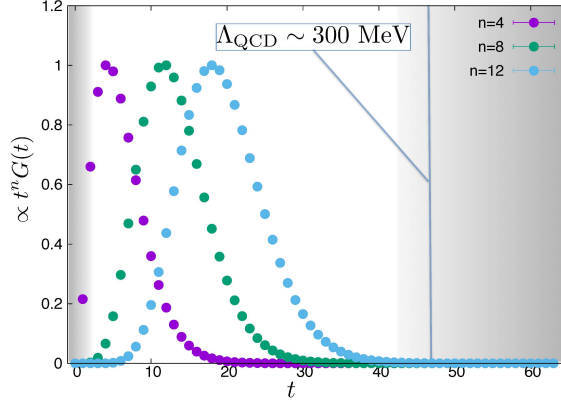


Figure 1: $t^n G(t)$ on the lattice size $64^3 \times 128$ at $a = 0.044$ fm. The peak is normalized to 1. The data for $n = 4, 8$, and 12 are shown.

3. Analysis and error estimation

Our lattice QCD simulations are carried out with $n_f = 2 + 1$ Moebius domain wall fermion at lattice spacings $a = 0.083, 0.055$, and 0.044 fm. The spatial size of the lattice is $L = 32, 48$, and 64 depending on a and the temporal size T is twice the spatial size L . For the details of the lattice ensembles, see [8]. On each ensemble, we calculate the charmonium correlator at three different bare charm quark masses.

We calculate the reduced moment R_n on each ensemble, interpolate them to the physical charm quark mass, and then extrapolate to the continuum and the chiral limit of light quarks. First we interpolate in m_c to the physical point by tuning until the spin average mass $(m_{\eta_c} + 3m_{J/\psi})/4$ reproduces the experimental value obtained from the PDG value ($m_{\eta_c}^{\text{exp}} = 2.9836(7)$ GeV and $m_{J/\psi}^{\text{exp}} = 3.0969$ GeV). We then extrapolate R_n assuming the form

$$R_n = R_n(0) (1 + c_1(am_c)^2) \times \left(1 + f_1 \frac{m_u + m_d + m_s}{m_c} \right), \quad (3.1)$$

with free parameters $R_n(0)$, c_1 , and f_1 . The error of $O(a^2)$ is eliminated by an extrapolation with this form, while the effect of $O(a^4)$ still needs to be estimated. We take the value of c_1 from this fit as a typical size of the coefficients also at higher orders, and artificially add or subtract $c_1(am_c)^4$ to the term representing the discretization effect $(1 + c_1(am_c)^2)$. Namely, we modify the fit form as

$$R_n = R_n^{(\pm)}(0) \left(1 + c_1^{(\pm)}(am_c)^2 \pm c_1^{(0)}(am_c)^4 \right) \times \left(1 + f_1^{(\pm)} \frac{m_u + m_d + m_s}{m_c} \right), \quad (3.2)$$

with $c_1^{(0)}$ fixed from (3.1) while other parameters are free. We repeat the fitting and take the largest variation of $R_n(0)^{(\pm)}$ as an estimate of the remaining discretization error.

The quark mass dependence, which is assumed to be linear in $m_u + m_d + m_s$, turned out to be flat ($f_1 \sim 0$), and we do not consider its higher order effects. We can also neglect the effect of small non-zero values of $m_u + m_d + m_s$ at the physical point. Table 1 is the results for $R_n^{(0)}$. We use

	(Stat.)(a)($O(a^4)$)(Vol.)		(Stat.)(a)($O(a^4)$)(Vol.)
$R_6^{(0)}$	1.520(2)(1)(8)(5)	$R_6^{(0)}/R_8^{(0)}$	1.1113(6)(3)(28)(2)
$R_8^{(0)}$	1.368(1)(1)(4)(2)	$R_8^{(0)}/R_{10}^{(0)}$	1.0510(2)(1)(5)(1)
$R_{10}^{(0)}$	1.302(1)(0)(3)(1)	$R_{10}^{(0)}/R_{12}^{(0)}$	1.0313(1)(1)(0)(1)
$R_{12}^{(0)}$	1.262(1)(0)(3)(0)		
$R_{14}^{(0)}$	1.236(1)(0)(3)(0)		

Table 1: Reduced moment in the continuum limit (left) and their ratio (right). The error from statistical, the input of the lattice spacing, $O(a^4)$, and finite volume effect are also listed.

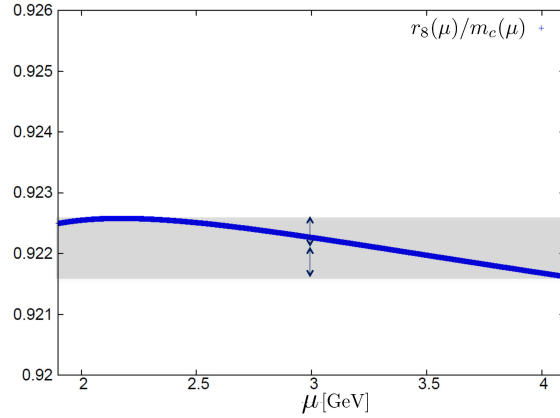


Figure 2: μ dependence $r_8(\mu)/m_c(\mu)$ for $n = 8$

the standard χ^2 fitting and the statistical error is estimated through the covariance matrix. Finite volume error is estimated by inspecting the difference between the results at $L = 32$ and at 48 on the coarsest lattice.

For the value of $m_{\eta_c}^{\text{exp}}$ in (2.7) we input the experimental value 2.9836(7) GeV after subtracting the corrections due to disconnected and electromagnetic effects. Disconnected effect is estimated as $m_{\eta_c} - m_{\eta_c}^{(\text{no disconnect})} = -2.4(8)$ MeV [9], while the electromagnetic contribution is $m_{\eta_c} - m_{\eta_c}^{(\text{no EM})} = -2.6(1.3)$ MeV in [10]. The hyperfine splitting $\Delta_{J/\psi-\eta_c} = m_{J/\psi} - m_{\eta_c}$ is directly calculated on the lattice. Our lattice data fail to obtain the hyperfine splitting consistent with the experimental data 113.3 MeV at finite lattice spacings. After extrapolating to the continuum limit we obtain 115.7(17) MeV. We estimate the error due to higher order effect of $O(a^4)$ by adopting different extrapolations, and the associated error for m_{η_c} is estimated as 2.3 MeV. Including all the errors in the η_c meson mass, the input is $m_{\eta_c}^{\text{exp}} = 2983.6(0.7) + 2.4(0.8)_{\text{Disc.}} + 2.6(1.3)_{\text{EM}} \pm (2.3)_{\text{HF}}$ MeV.

Perturbative calculation is available up to $O(\alpha_s^3)$, and remaining error is of $O(\alpha_s^4)$. We estimate the truncation error from the residual μ dependence of $r_n(\mu)/m_c(\mu)$. We take $\mu = 3$ GeV as a central value and consider the variation in the range ± 1 GeV for the estimate of the truncation error. Figure 2 shows an example for $n = 8$. The μ dependence of $r_n(\mu)$ is almost canceled by the dependence of $m_c(\mu)$, and the remnant μ dependence is tiny but non-zero which we take as the truncation error. Such cancellation also occurs for the ratio of the reduced moment.

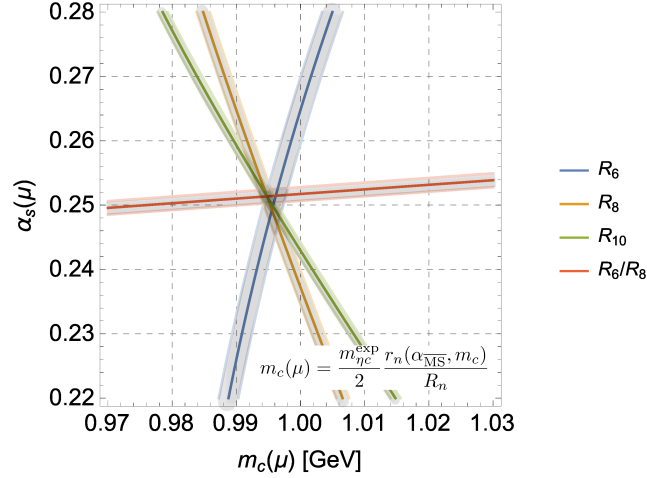


Figure 3: The solution of R_6/R_8 , R_8 , R_{10} on the $\{m_c(\mu), \alpha_s(\mu)\}$ plane. The bands express the statistical error.

Next, we consider the non-perturbative correction on the perturbative side. The perturbative expansion is associated with the non-perturbative correction represented by power corrections in the operator product expansion. Namely, we replace C_{k-1} in (2.5) by

$$C_{k-1} \rightarrow C_{k-1} + \frac{16\pi^2}{3Q_q^2} \frac{\langle (\alpha_s/\pi) G^{\mu\nu} G_{\mu\nu} \rangle}{(2m_c)^4} A_k, \quad (3.3)$$

where the constants A_k are given in [11]. The expectation value $\langle (\alpha_s/\pi) G^{\mu\nu} G_{\mu\nu} \rangle$, is called the gluon condensate, and its precise value is not known. We therefore keep it a free parameter and determine by a fit of R_n .

Over all, we extract the charm quark mass $m_c(\mu)$, the strong coupling constant $\alpha_s(\mu)$, and the gluon condensate $\langle (\alpha_s/\pi) G^2 \rangle / m_c^4$, simultaneously. Figure 3 shows the constraint from r_n on $m_c(\mu)$ and $\alpha_s(\mu)$ for $n=6, 8$, and 10 as well as that from the ratio R_6/R_8 . We observe that the bands from each r_n cross at the same point in the (m_c, α_s) plane after adjusting $\langle (\alpha_s/\pi) G^{\mu\nu} G_{\mu\nu} \rangle$ appropriately.

We use three constraints at once to obtain the results for $m_c(\mu)$, $\alpha_s(\mu)$, and $\langle (\alpha_s/\pi) G^2 \rangle / m_c^4$. The best choice among the different possibilities turned out to be a combination of R_6/R_8 , R_8 , and R_{10} . The result is

$$m_c(\mu = 3 \text{ GeV}) = 0.9948(26)(16)(64) \text{ GeV}, \quad (3.4)$$

$$\alpha_{\overline{\text{MS}}}(\mu = 3 \text{ GeV}) = 0.2514(74)(11)(58) \text{ GeV}, \quad (3.5)$$

and $\langle (\alpha_s/\pi) G^{\mu\nu} G_{\mu\nu} \rangle / m_c^4 = 0.0007(14)(0)(1)$, where the errors represent the perturbative truncation error, statistical errors, and other systematic errors, respectively. Statistical errors contain those of the configurations and from the error of the lattice spacing. Systematic uncertainty is from finite volume effect, $O(a^4)$ error, disconnected and electromagnetic contributions, hyperfine splitting, and input experimental error in the $m_{\eta_c}^{\text{exp}}$. Each contribution is summarized in Table 2, for $m_c(3 \text{ GeV})$ and $\alpha_s(3 \text{ GeV})$.

$R_6/R_8, R_8, \text{ and } R_{10}$	$m_c(3 \text{ GeV})$	$\alpha_s(3 \text{ GeV})$
Perturbation theory	0.3	2.9
Statistical errors	0.1	0.4
Lattice spacings	0.1	0.2
$O(a^4)$	0.5	1.9
Finite volume effect	0.3	1.3
Input $m_{\eta_c}^{\text{exp}}$	0.0	0.0
Disconnected	0.0	0.0
Electromagnetic	0.1	0.0
$\eta_c - J/\psi$ hyperfine splitting	0.1	0.0
Total	0.7%	3.8%

Table 2: Each error contribution to the result from $R_6/R_8, R_8, \text{ and } R_{10}$.

These results may be converted to those at the scale $\mu = m_c$. We obtain the $m_c(\mu = m_c) = 1.2769(91) \text{ GeV}$. Also, for $\alpha_{\overline{\text{MS}}}(\mu)$ at the weak scale, our result is $\alpha_{\overline{\text{MS}}}(\mu = M_Z) = 0.1174(20)$.

Acknowledgements

The lattice QCD simulation has been performed on Blue Gene/Q supercomputer at the High Energy Accelerator Research Organization (KEK) under the Large Scale Simulation Program (Nos. 13/14-4, 14/15-10). This work is supported in part by the Grant-in-Aid of the Japanese Ministry of Education (No. 26247043) and the SPIRE (Strategic Program for Innovative Research) Field 5 Project.

References

- [1] G. P. Lepage, P. B. Mackenzie and M. E. Peskin, arXiv:1404.0319 [hep-ph].
- [2] I. Allison *et al.* [HPQCD Collaboration], Phys. Rev. D **78**, 054513 (2008) [arXiv:0805.2999 [hep-lat]].
- [3] C. McNeile, C. T. H. Davies, E. Follana, K. Hornbostel and G. P. Lepage, Phys. Rev. D **82**, 034512 (2010) [arXiv:1004.4285 [hep-lat]].
- [4] B. Chakraborty *et al.*, Phys. Rev. D **91**, no. 5, 054508 (2015) [arXiv:1408.4169 [hep-lat]].
- [5] K. G. Chetyrkin, J. H. Kuhn and C. Sturm, Eur. Phys. J. C **48**, 107 (2006) [hep-ph/0604234].
- [6] R. Boughezal, M. Czakon and T. Schutzmeier, Phys. Rev. D **74**, 074006 (2006) [hep-ph/0605023].
- [7] A. Maier, P. Maierhofer, P. Marquard and A. V. Smirnov, Nucl. Phys. B **824**, 1 (2010) [arXiv:0907.2117 [hep-ph]].
- [8] B. Fahy *et al.* Lattice 2015.
- [9] E. Follana *et al.* [HPQCD and UKQCD Collaborations], Phys. Rev. D **75**, 054502 (2007) [hep-lat/0610092].
- [10] C. T. H. Davies *et al.* [HPQCD Collaboration], Phys. Rev. D **81**, 034506 (2010) [arXiv:0910.1229 [hep-lat]].
- [11] D. J. Broadhurst, P. A. Baikov, V. A. Ilyin, J. Fleischer, O. V. Tarasov and V. A. Smirnov, Phys. Lett. B **329**, 103 (1994) [hep-ph/9403274].