

# Estimation of covariance matrix of macroscopic quantum states

László Ruppert, Vladyslav C. Usenko and Radim Filip

Department of Optics, Palacký University, 17. listopadu 12, 771 46 Olomouc, Czech Republic

For systems analogous to a linear harmonic oscillator, the simplest way to characterize the state is by a covariance matrix containing the symmetrically-ordered moments of position and momentum. We show that without direct access to either position or momentum, the estimation of the covariance matrix of non-classical states is still possible using interference with a classical noisy and low-intensity reference and linear detection of energy. Such a detection technique will allow to estimate macroscopic quantum states of electromagnetic radiation without a coherent high-intensity local oscillator. It can be directly applied to estimate the covariance matrix of macroscopically bright squeezed states of light.

PACS numbers: 42.50.-p, 03.65.Wj, 42.50.Dv

*Introduction.*— Quantum measurement is the only way to obtain information about quantum systems. In the ideal case, the measurement corresponds to an observable of a quantum system [1]. A complete set of incompatible observables then allows us to reconstruct the density matrix of the state [2]. For systems analogous to a linear harmonic oscillator, basic observables are position and momentum [3]. The simplest characterization of the state based on these observables is by the vector of mean values and the covariance matrix containing symmetrically-ordered second moments of the position and momentum [4]. The covariance matrix allows us to determine whether the state has squeezed quantum uncertainty lower than that of the ground state in any linear combination of position and momentum [5, 6]. It is a direct witness of non-classicality of a quantum state [7]. At first, it has been generated in quantum optics and exploited in many quantum information and quantum metrology protocols. Importantly, information from a two-mode covariance matrix is sufficient to completely ensure the security of quantum key distribution with continuous variables [8–10] and the high-sensitivity of quantum metrology [11–15]. In quantum optics, homodyne detection is a way to directly access in-phase and out-phase quadratures of fluctuating electric field [16, 17], equivalent to position and momentum observables of light. This homodyne measurement mixes the measured light with a local oscillator used as a reference. The local oscillator is a high-quality classical coherent beam with a large intensity, larger than the measured optical signal. It allows to coherently amplify the measured quantum light and also provides a high-quality phase reference for a phase-sensitive homodyne detector.

However, recent optical experiments with macroscopically bright squeezed vacuum [18–21] brought a new interesting situation. These non-classical states are so bright that it is possible to directly measure them by ordinary linear intensity detectors for macroscopic light without the necessity of any amplification effect provided by the local oscillator. To measure these bright states, Stokes-like measurements generalizing the homodyne de-

tection including any state of reference are considered [22–24]. The Stokes operators correspond to the sum and difference of photon numbers between the signal and reference modes coupled on a beam splitter. They have been extensively used to measure and quantify the degree of polarization, polarization squeezing and entanglement [25–38]. The Stokes operators are nonlinear (quadratic) functions of the position and momentum operators of these two general modes. The reference mode in this Stokes-like measurement can simply be considered as another classical state, represented by a mixture of coherent states, which classically interferes with the signal mode. Identifying a state of signal modes from Stokes operator measurements is generally challenging due to their non-linearity. The Stokes operator measurement approaches ideal homodyne detection only if a large-amplitude coherent state is injected to that probe mode [39–41]. On the other hand, when the independent reference mode has vanishing mean values in any linear combination of position and momentum, it is not clear whether any or what kind of information about the covariance matrix can be estimated.

In this Letter, we propose a method that efficiently estimates the covariance matrix of radiation from the Stokes operator measurements using *only classical, noisy and low intensity reference beam*. We identify a non-equilibrium character of such a reference as necessary and sufficient to estimate the covariance matrix. It allows to estimate hidden quantum squeezing with mean-square-error vanishing in the asymptotic limit. The method can be directly applied to current experiments with bright squeezed vacuum [18–20]. This measurement strategy substantially relaxes the requirements for the reference addressing any  $SU(2)$  quantum measurement expressed in the Schwinger representation [42]. For example, it can be extended to the spin squeezing of atomic ensembles [43–47].

*Stokes-like measurements.*— Let us consider the simplest case: there is an independent signal ( $S$ ) and a reference or ancilla ( $R$ ) state. But in contrast to the standard homodyne measurement the reference is not a strong in-

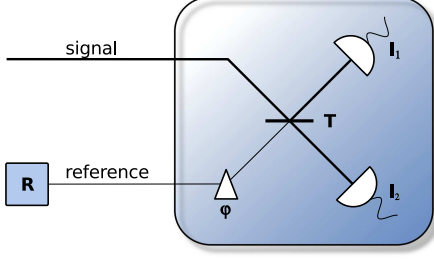


FIG. 1. Schematic figure of the Stokes-like measurement with an uncorrelated classical, noisy and low-intensity reference interfering with the macroscopically bright signal.  $T$  stands for transmittance of a beam splitter,  $\varphi$  is a phase shift between the signal and reference and  $I_1$  and  $I_2$  are photo-currents from standard intensity detectors.

dependent local oscillator, but a classical Gaussian state with zero or close to zero mean and with a not necessarily minimal variance instead. That means that we cannot use the simplification usual in the homodyne scenario, namely that the reference is a classical minimal uncertainty (pure) state with large energy and stable phase. The measurement setup for homodyne measurement is generalized to a Stokes measurement (see Fig. 1). The signal and reference interfere at the beam splitter and the detectors give photocurrents proportional to the photon number averaged over coherence time and volume.

Without a beam splitter ( $T = 1$ ), we can access only the normally-ordered moments of photon numbers for the signal and reference. Their sum and difference are proportional to the Stokes operators  $(S_0, S_1) = a_S^\dagger a_S \pm a_R^\dagger a_R = \frac{x_S^2 + p_S^2 - 2}{4} \pm \frac{x_R^2 + p_R^2 - 2}{4}$ , where  $a_i, a_i^\dagger$  ( $i \in \{R, S\}$ ) are the annihilation and creation operators, and  $x_i, p_i$  are the position and momentum operators of the signal and reference modes. These satisfy commutation relations  $[a_i, a_j^\dagger] = \delta_{ij}$  and  $[x_i, p_j] = 2i\delta_{ij}$ .

We want to characterize the signal state, and for that purpose we estimate the mean vector  $m_S$  and the covariance matrix  $V_S$  of the signal,

$$m_S = (\langle x_S \rangle, \langle p_S \rangle), \quad (1)$$

$$V_S = \begin{pmatrix} \langle x_S^2 \rangle - \langle x_S \rangle^2 & \langle x_S p_S \rangle_s - \langle x_S \rangle \langle p_S \rangle \\ \langle x_S p_S \rangle_s - \langle x_S \rangle \langle p_S \rangle & \langle p_S^2 \rangle - \langle p_S \rangle^2 \end{pmatrix} \quad (2)$$

where  $\langle x_S p_S \rangle_s = (\langle x_S p_S \rangle + \langle p_S x_S \rangle)/2$ . Clearly, even all moments of photon numbers of the signal are insufficient to estimate these parameters, therefore we have to use an interference between the signal and the reference.

For a beam splitter with transmittance  $T = 0.5$  we implement the measurement of the Stokes operator

$$S_2 = a_S^\dagger a_R + a_R^\dagger a_S = \frac{1}{2}(x_S \cdot x_R + p_S \cdot p_R). \quad (3)$$

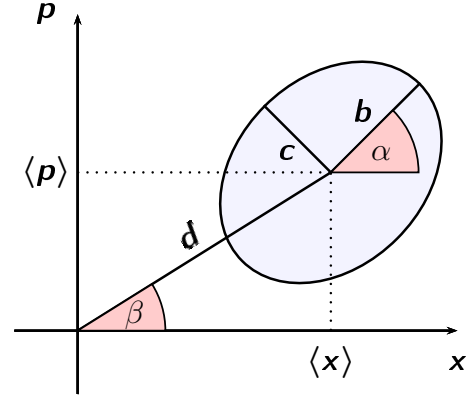


FIG. 2. The used parametrization of Gaussian states. One can get an arbitrary Gaussian state from a thermal state (with proper standard deviation  $r \geq 1$ ) using a squeezing and displacement. The shape of the Gaussian state is defined by squeezing: by using a quadrature squeezing in direction  $\alpha$  with a magnitude of  $q \geq 1$ , we get the ellipse of the covariance matrix (note that  $b = r \cdot q$  and  $c = r/q$  are the square roots of the eigenvalues of the covariance matrix ( $b \geq c$ ) and  $\alpha$  defines its eigendirection). The displacement of the ellipse is given by its direction  $\beta$  and its magnitude  $d$  (note that this corresponds to the mean of the Gaussian state:  $\langle x \rangle = d \cos \beta$ ,  $\langle p \rangle = d \sin \beta$ ).

Note that  $\langle S_2 \rangle, \langle S_2^2 \rangle$  are functions of the first and second moments of the quadrature variables of the signal and the reference. Hence, by applying the inverse of these functions to the measurement outcomes it is possible to characterize the signal state. But even then we can not access to the off-diagonal elements of the covariance matrix. Thus, we apply an additional phase-shift ( $\varphi$ ) to the reference to obtain the sufficiently generalized operators

$$S_2(\varphi) = \frac{1}{2}(x_S \cdot x_R^\varphi + p_S \cdot p_R^\varphi), \quad (4)$$

where  $x_R^\varphi$  and  $p_R^\varphi$  are the quadrature variables of the reference after the phase-shift. We should also remark that additional values of  $T$  can be described as a combination of the cases with  $T = 0.5$  and  $T = 1$ , therefore these would not improve the situation qualitatively.

*State estimation in general.*— Let us assume that we have two independent, general Gaussian states (Fig. 2) for signal and reference (using subscript  $*_S$  and  $*_R$ , respectively).

If the reference is a thermal state, then our estimation will be phase-insensitive. Thus, in order to introduce an asymmetry, we apply a squeezing (parametrized by  $q, \alpha$ ) and/or a displacement (parametrized by  $d, \beta$ ) on a thermal state (parametrized by  $r$ ) to obtain classical states out of thermal equilibrium, as is depicted in Fig. 2. To characterize non-equilibrium features of the reference, we introduce the following non-equilibrium energy ratio

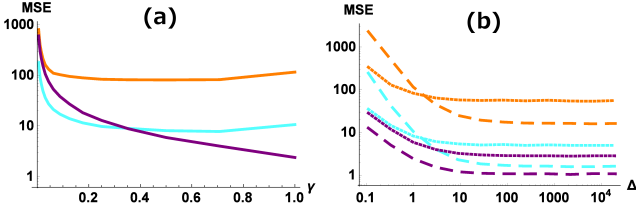


FIG. 3. MSE of the state estimation of a general signal as a function of the (a) displacement ratio and (b) NER of the reference. Cyan (light) lines correspond to the estimation of parameter  $b$ , orange (medium) to parameter  $c$  and purple (dark) to parameter  $d$ . In the left figure we used  $\Delta = 1$ . In the right figure we used both displaced thermal reference (dashed lines,  $\gamma = 1$ ) and displaced+squeezed thermal reference (dotted lines,  $\gamma = 0.5$ ). The MSE is calculated using  $N = 10^5$  Gaussian states and signal parameters:  $b_S = 237$ ,  $c_S = 86$ ,  $\alpha_S = 0.7$ ,  $d_S = 158$ ,  $\beta_S = 0.2$ .

(NER):

$$\Delta = \frac{n_{\text{total}} - n_{\text{thermal}}}{n_{\text{thermal}}}. \quad (5)$$

This quantity describes how the energy added to the symmetrical reference (to move it away from equilibrium) relates to the energy of the original, symmetrical state. For a reference that is only displaced ( $q = 1$ ) we have  $\Delta_{\text{disp}} = \frac{1}{2} \frac{d^2}{r^2}$ , while for a reference that is only squeezed ( $d = 0$ ) we have  $\Delta_{\text{sque}} = \frac{1}{2} (q - 1/q)^2$ . Note that for a squeezed and displaced state we have  $\Delta = \Delta_{\text{disp}} + \Delta_{\text{sque}}$ , that is, we can define a displacement ratio:  $\gamma = \Delta_{\text{disp}}/\Delta$  ( $0 \leq \gamma \leq 1$ ), which describes how much of the non-equilibrium characteristic comes from the displacement.

For the sake of simplicity we investigate the case when the direction of squeezing and displacement in the reference coincide (if both are present), and we use this direction as a phase reference (that is,  $\beta_R = \alpha_R = 0$ ). This way the triplet of  $(r_R, \Delta, \gamma)$  parametrizes the reference states uniquely. In the further discussion we assume that we know these parameters of the reference, i.e., we already performed some a priori calibration. For example, we can estimate these parameters from two copies of the reference (for technical details see the supplementary, Part D).

For state reconstruction we will use only the first and second moments of  $S_2(\varphi)$ . To obtain sufficient information, one should perform measurements with unaltered ( $\varphi = 0$ ), orthogonal ( $\varphi = \pi/2$ ) and diagonal ( $\varphi = \pi/4$ ) references. The first moments of  $S_2(\varphi)$  determine the first moments of the quadratures of the signal state, while the second moments of  $S_2(\varphi)$  determine the second moments of the quadratures (for technical details see the supplementary, Part A). Note that  $S_2(0)$  coincides with Stokes operator  $S_2$ ,  $S_2(\pi/2)$  coincides with Stokes operator  $S_3$ , but  $S_2(\pi/4)$  (that estimates  $\text{Cov}(x_S, p_S)$ ) is not a standard Stokes operator.

To quantify the quality of the estimation, we use mean square error (MSE):

$$\text{MSE}_N(\hat{\theta}) = \langle (\hat{\theta} - \theta)^2 \rangle, \quad (6)$$

where  $\theta$  is an estimated parameter (it can be:  $d_S$ ,  $b_S$ ,  $c_S$ ,  $\alpha_S$ ,  $\beta_S$ ),  $\hat{\theta}$  is the estimator of this parameter and  $N$  is the number of used signal states. If the estimation is feasible, we have an asymptotic behavior of  $\text{MSE}_N(\hat{\theta}) \sim 1/N$ , multiplied by a coefficient which depends on the parameters of the signal and the reference. The signal is inaccessible, so in the following we will investigate how the MSE depends on the parameters of the reference.

Our first observation is that the MSE of the estimators does not depend on  $r_R$ . The dependence on the displacement ratio can be seen in the left part of Fig. 3. If we only apply squeezing to the reference *we cannot estimate the signal*, the MSE diverges as  $\gamma \rightarrow 0$ . However, if there is also an arbitrary small displacement present in the reference ( $\gamma > 0$ ), then from the asymptotic behavior of the MSE it follows that the error converges to zero (i.e., our estimations converge to the real parameters) as the number of used Gaussian states ( $N$ ) converges to infinity. The dependence on  $\gamma$  is not trivial, usually a purely displaced reference ( $\gamma=1$ ) is the best scenario, but adding some squeezing to the reference can improve the estimation.

This effect is also visible in the right subfigure of Fig. 3, where at estimating parameter  $b$  and  $c$  the squeezed+displaced (dotted lines) reference outperforms the displaced reference (dashed lines) for small NER (i.e., when the reference is close to a thermal state). More importantly, we can also conclude that the estimation of the signal is possible even for an arbitrary small deviation of the Gaussian reference from thermal equilibrium. If NER ( $\Delta$ ) increases the estimation always becomes more efficient. The displaced reference always saturates at the lowest level, providing the best estimation for strongly asymmetrical references (this explains the popularity of using coherent states as a strong local oscillator). However, this saturation happens at a relatively low level of asymmetry ( $\Delta \sim 10 - 100$ ). That is, from the estimation point of view, there is *no principal need to use the standard strong coherent reference* (e.g.,  $\Delta \sim 10^5$ ). The macroscopic signal in itself provides enough energy for the detectors, so even with a weak reference with a little asymmetry a precise estimation is achievable. Note, that we plot only  $b_S$ ,  $c_S$  and  $d_S$  to avoid too many lines in the graphs, the estimation of  $\alpha_S$  shows strong similarities with the estimation of  $b_S$  and  $c_S$ , and the estimation of  $\beta_S$  is similar to  $d_S$ .

*State estimation with squeezed thermal reference.*— We have seen that in the case of a squeezed reference state tomography is not feasible in general. The reason behind it is that the mean value of  $S_2$  will be zero since the reference has zero mean value in quadratures. This results in

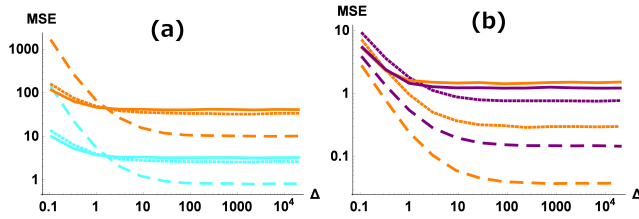


FIG. 4. MSE of the state estimation of a (a) non-displaced squeezed signal and (b) symmetrical displaced signal as a function of the NER of the reference. Cyan (light) lines correspond to the estimation of parameter  $b$ , orange (medium) to parameter  $c$  and purple (dark) to parameter  $d$ . We used displaced thermal reference (dashed lines,  $\gamma = 1$ ), displaced+squeezed thermal reference (dotted lines,  $\gamma = 0.5$ ) and classical squeezed thermal reference (solid lines,  $\gamma = 0$ ). The MSE is calculated using  $N = 10^5$  Gaussian states. For squeezed signal we have  $b_S = 237$ ,  $c_S = 86$ ,  $\alpha_S = 0.7$ ,  $d_S = 0$ , for displaced signal we have  $b_S = c_S = 86$ ,  $d_S = 158$ ,  $\beta_S = 0.2$ .

fewer independent equations than unknown parameters. Still, state tomography is viable in some special cases.

For a non-displaced squeezed signal, i.e., assuming  $d_S = 0$  (left subfigure of Fig. 4) there will not be much difference compared to a general signal. Knowing the displacement is not a substantial advantage since estimating the second moments are generally more difficult than estimating the first moments. But since we do not need to estimate the displacement, we can perform an estimation with a purely squeezed ( $\gamma = 0$ ) reference, too. This will be the best option in case of small asymmetry of the reference, while the worst in case of large asymmetry.

For a symmetrical displaced signal, i.e., assuming  $b_S = c_S = r_S$  (right subfigure of Fig. 4) the situation changes. Knowing that the covariance matrix is a multiple of identity largely improves its estimation. Interestingly, in this case we can even estimate the displacement with a squeezed reference. The efficiency of the estimators is worse compared to the displaced reference. The reason is simple: for the displaced reference one can obtain the displacement of the signal directly from the first moments, while for the squeezed reference we can only obtain it indirectly from the second moments (for technical details see the supplementary, Part B).

If the reference is symmetrical all estimation diverges, that is, with a thermal reference we cannot estimate the parameters even in these special cases. But if it is also known that the states are Gaussian, one can use higher moments as well (e.g.,  $\langle S_0^2 \rangle$ ). The corresponding equations will contain higher order moments of quadrature variables, but in the Gaussian case those are functions of the first and second moments. Thus, if the Gaussianity of the signal is guaranteed, a thermal reference can be used to estimate  $b_S$  and  $c_S$  for the non-displaced squeezed signal,  $d_S$  and  $r_S$  for the symmetrical displaced signal. On the other hand, angles  $\alpha$  and  $\beta$  cannot be determined using only thermal reference (for technical details see the

supplementary, Part C). Note that even if the states are not Gaussian, by using multi-copy interference Gaussification process, they can get arbitrary close to Gaussian [48].

*Summary.*— We investigated the case of measuring a macroscopic signal, where no local oscillator is available but only a classical, noisy and low intensity reference instead. It was not known whether the covariance matrix can be estimated in this situation or not. Our work shows that if there is at least a small displacement from the thermal equilibrium in the reference, a full tomography of the signal is always possible. The quality of the estimation highly depends on the properties of the reference state, mainly on its non-equilibrium energy ratio (NER): one can obtain a better estimation if the reference is further away from thermal equilibrium. The efficiency saturates at a low level of asymmetry, so there is no fundamental need to use strong local oscillators. If the reference is really close to a thermal state, then we can still have a reasonable estimation of the signal, only we should use more Gaussian states for estimation. There are also differences in behavior for different types of non-equilibrium nature of the reference. The displaced reference in most cases gives the best or close to best performance. The proposed detection technique allows to detect macroscopic quantum states of light without a coherent local oscillator, which can lead to interesting applications in quantum communication and metrology. One such direct application is continuous-variable quantum key distribution with macroscopic squeezed states of radiation [18–21], where the estimation of the covariance matrix is necessary to obtain a secure key rate [10].

*Acknowledgments.*—V.C.U. and L.R. acknowledge the Project No. 13-27533J of GAČR. The research leading to these results has received funding from the EU FP7 under Grant Agreement No. 308803 (Project BRISQ2), co-financed by MŠMT ČR (7E13032).

- 
- [1] A. Peres, Quantum Theory: Concepts and Methods, Kluwer Academic Publishers, (1993).
  - [2] M. Paris and J. Řeháček, eds. Quantum State Estimation, Springer, Vol. 649., (2004).
  - [3] J.J. Sakurai, Modern Quantum Mechanics, Addison-Wesley (1991).
  - [4] Ch. Weedbrook, S. Pirandola, R. Garcia-Patron, N.J. Cerf, T.C. Ralph, J.H. Shapiro, and S. Lloyd, Rev. Mod. Phys. 84, 621 (2012).
  - [5] D.R. Robinson, Commun. Math. Phys. 1, 159 (1965).
  - [6] D. Stoler, Phys. Rev. D1, 3217 (1970); D4, 1925 (1971).
  - [7] L. Mandel and E. Wolf, Optical Coherence and Quantum Optics, Cambridge University Press, (1995).
  - [8] M. Navascués, F. Grosshans and A. Acín, Phys. Rev. Lett. 97, 190502 (2006).
  - [9] R. Garcia-Patron and N. J. Cerf, Phys. Rev. Lett. 97, 190503 (2006).



- [10] L. S. Madsen, V. C. Usenko, M. Lassen, R. Filip, and U. L. Andersen, *Nat. Com.* 3, 1083 (2012).
- [11] F. Wolfgramm, A. Cere, F.A. Beduini, A. Predojevic, M. Koschorreck, M.W. Mitchell, *Phys. Rev. Lett.* 105, 053601 (2010).
- [12] Á. Rivas and A. Luis, *Phys. Rev. Lett.* 105, 010403 (2010).
- [13] R. J. Sewell, M. Koschorreck, M. Napolitano, B. Dubost, N. Behbood, and M. W. Mitchell, *Phys. Rev. Lett.* 109, 253605 (2012).
- [14] E. D. Lopaeva, I. Ruó Berchera, I. P. Degiovanni, S. Olivares, G. Brida, and M. Genovese, *Phys. Rev. Lett.* 110, 153603 (2013).
- [15] J.B. Brask, R. Chaves, and J. Kolodynski, *Phys. Rev. X* 5, 031010 (2015).
- [16] H. P. Yuen and V. W. S. Chan, *Opt. Lett.* 8, 177, 345(E) (1983).
- [17] B. L. Schumaker, *Opt. Lett.* 9, 189 (1984).
- [18] T. Sh. Iskhakov, M. V. Chekhova, G. O. Rytikov, and G. Leuchs, *Phys. Rev. Lett.* 106, 113602 (2011).
- [19] T.Sh. Iskhakov, I.N. Agafonov, M.V. Chekhova, and G. Leuchs, *Phys. Rev. Lett.* 109, 150502 (2012).
- [20] B. Kanseri, T. Iskhakov, I. Agafonov, M. Chekhova, and G. Leuchs, *Phys. Rev. A* 85, 022126 (2012).
- [21] B. Kanseri, T. Iskhakov, G. Rytikov, M. Chekhova, and G. Leuchs, *Phys. Rev. A* 87, 032110 (2013).
- [22] G. G. Stokes, *Trans. Cambridge Philos. Soc.* 9, 399 (1852) and *Mathematical and Physical Papers* (Cambridge, 1901), Vol. 3.
- [23] J. Schwinger, *On angular momentum Quantum Theory of Angular Momentum*, eds. L.C. Biedenharn and H. Dam, New York: Academic (1965).
- [24] A. Luis and L.L. Sánchez-Soto, *Progress in Optics* 41, 421 (2000).
- [25] D. M. Klyshko, *Zh. Eksp. Teor. Fiz.* 111, 1955 (1997).
- [26] N. Korolkova, G. Leuchs, R. Loudon, T.C. Ralph, and Ch. Silberhorn, *Phys. Rev. A* 65, 052306 (2002).
- [27] W.P. Bowen, R. Schnabel, H.-A. Bachor, and P.K. Lam, *Phys. Rev. Lett.* 88, 093601 (2002).
- [28] A. Luis, *Phys. Rev. A* 66, 013806 (2002).
- [29] A. Luis and N. Korolkova, *Phys. Rev. A* 74, 043817 (2006).
- [30] A.B. Klimov, J. Delgado, L.L. Sánchez-Soto, *Opt. Commun.* 258, 210 (2006).
- [31] G. Björk, J. Söderholm, L. L. Sánchez-Soto, A. B. Klimov, I. Ghiu, P. Marian, T. A. Marian, *Opt. Commun.* 283, 4440 (2010).
- [32] J Söderholm, G Björk, A.B. Klimov, L.L. Sánchez-Soto and G. Leuchs, *N.J. Phys.* 14, 115014 (2012).
- [33] G. Björk, J. Söderholm, Y.-S. Kim, Y.-S. Ra, H.-T. Lim, C. Kothe, Y.-H. Kim, L. L. Sánchez-Soto, and A. B. Klimov, *Phys. Rev. A* 85, 053835 (2012).
- [34] M. Stobinska, F. Töppel, P. Sekatski, and M.V. Chekhova, *Phys. Rev. A* 86, 022323 (2012).
- [35] P. de la Hoz, A. B. Klimov, G. Björk, Y.-H. Kim, C. Müller, Ch. Marquardt, G. Leuchs, and L. L. Sánchez-Soto, *Phys. Rev. A* 88, 063803 (2013).
- [36] Ch. Kothe, L.S. Madsen, U.L. Andersen, and G. Björk, *Phys. Rev. A* 87, 043814 (2013).
- [37] G. Björk, H. de Guise, A. B. Klimov, P. de la Hoz, and L. L. Sánchez-Soto, *Phys. Rev. A* 90, 013830 (2014).
- [38] G. Björk, A. B. Klimov, P. de la Hoz, M. Grassl, G. Leuchs, and L. L. Sánchez-Soto, *Phys. Rev. A* 92, 031801(R) (2015).
- [39] Ch. Marquardt, J. Heersink, R. Dong, M.V. Chekhova, A.B. Klimov, L.L. Sánchez-Soto, U.L. Andersen, G. Leuchs, *Phys. Rev. Lett.* 99, 220401 (2007).
- [40] A. B. Klimov, G. Björk, J. Söderholm, L. S. Madsen, M. Lassen, U. L. Andersen, J. Heersink, R. Dong, Ch. Marquardt, G. Leuchs, and L. L. Sánchez-Soto, *Phys. Rev. Lett.* 105, 153602 (2010).
- [41] C.R. Müller, B. Stoklasa, C. Peuntinger, C. Gabriel, J. Řeháček, Z. Hradil, A.B. Klimov, G. Leuchs, Ch. Marquardt, and L.L. Sánchez-Soto, *New J. Phys.* 14, 085002 (2012).
- [42] J. Schwinger, *Proc. Nat. Acad. Sci. U.S.A* 46, 570 (1960).
- [43] K. Hammerer, A.S. Sorensen, and E.S. Polzik, *Review of Modern Physics*, 82, 1041 (2010).
- [44] J. Ma, X. Wang, C.P. Sun, F. Nori, *Physics Reports* 11, 509 (2010).
- [45] F.A. Beduini and M.W. Mitchell, *Phys. Rev. Lett.* 111, 143601 (2013).
- [46] N. Behbood, F. Martin Ciurana, G. Colangelo, M. Napolitano, G. Tóth, R.J. Sewell, and M.W. Mitchell, *Phys. Rev. Lett.* 113, 093601 (2014).
- [47] F.A. Beduini, J.A. Zielinska, V.G. Lucivero, Y.A. de Icaza Astiz, and M.W. Mitchell, *Phys. Rev. Lett.* 114, 120402 (2015).
- [48] M.M. Wolf, G. Giedke, and J.I. Cirac, *Phys. Rev. Lett.* 96, 080502 (2006).

## Supplementary Part: Estimation of covariance matrix of macroscopic quantum states

Let us first clarify our notations. We use normalization of the quadratures in such a way that a vacuum state has unit variance:

$$x = a^\dagger + a, \quad (7)$$

$$p = i(a^\dagger - a). \quad (8)$$

The displacement of the signal is denoted by  $(\langle x_S \rangle, \langle p_S \rangle)$  in Cartesian, and by  $(d_S, \beta_S)$  in polar coordinates. The elements of the covariance matrix of the signal are denoted by  $\text{Var}(x_S)$ ,  $\text{Var}(p_S)$  and  $\text{Cov}(x_S, p_S)$ . We also use the eigendecomposition of the covariance matrix:  $b_S$  and  $c_S$  denote the square roots of the eigenvalues ( $b_S \geq c_S$ ) and  $\alpha_S$  the eigendirection corresponding to  $b_S$  (see Fig. 5).

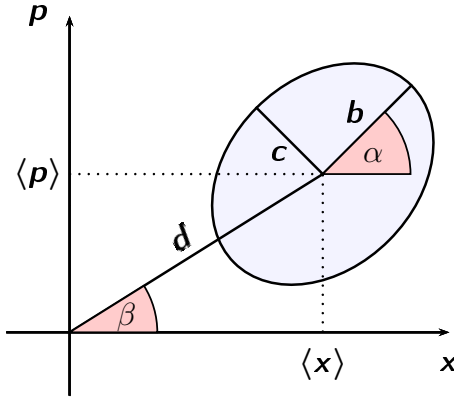


FIG. 5. The used parametrization of a Gaussian state.

### A. STATE ESTIMATION WITH GENERAL SIGNAL AND REFERENCE

The reference can be described similarly to the signal: its standard deviations are  $b_R$  and  $c_R$ , the magnitude of the displacement is  $d_R$ . The angle of the displacement and squeezing is supposed to be the same and it is used as a phase reference, so by definition we have  $\beta_R = \alpha_R = 0$ .

As it was already mentioned in the main text, we can estimate a general signal state using

$$\langle S_2(\varphi) \rangle = \frac{1}{2} \langle x_S \rangle \langle x_R^\varphi \rangle + \frac{1}{2} \langle p_S \rangle \langle p_R^\varphi \rangle, \quad (9)$$

$$\begin{aligned} \langle S_2^2(\varphi) \rangle &= \frac{\langle x_S^2 \rangle \langle (x_R^\varphi)^2 \rangle}{4} + \frac{\langle p_S^2 \rangle \langle (p_R^\varphi)^2 \rangle}{4} + \\ &+ \frac{\langle x_S p_S \rangle_s \langle x_R^\varphi p_R^\varphi \rangle_s}{2} + \frac{1}{2}, \end{aligned} \quad (10)$$

where  $x_R^\varphi$  and  $p_R^\varphi$  describe the reference after applying a phase-shift  $\varphi$ .

*Estimation of the first moments.*- The estimation of the displacement of the signal is straightforward. If we leave the reference unaltered ( $\varphi = 0$ ), we get the mean of the  $x$ -quadrature directly from (9):

$$\langle S_2(0) \rangle = \langle x_S \rangle \cdot d_R/2 + \langle p_S \rangle \cdot 0 \Rightarrow \langle x_S \rangle = \frac{2\langle S_2(0) \rangle}{d_R}. \quad (11)$$

Similarly, if we use a phase-shift of  $\varphi = \pi/2$  on the reference, we obtain the mean of the  $p$ -quadrature:

$$\langle S_2(\pi/2) \rangle = \langle p_S \rangle \cdot d_R/2 \Rightarrow \langle p_S \rangle = \frac{2\langle S_2(\pi/2) \rangle}{d_R}. \quad (12)$$

It is easy to see that the necessary and sufficient criteria for the feasibility of these estimates is  $d_R \neq 0$ . Also note that for other direction of the references ( $\varphi \neq 0, \varphi \neq \pi/2$ ), the value of  $\langle S_2 \rangle$  can be calculated as a linear combination of the above equations.

*Estimation of the second moments.*- The estimation of the variances is a little more complicated. We have two linear equations for the second moments:

$$\langle S_2^2(0) \rangle = \langle x_S^2 \rangle \cdot (b_R^2 + d_R^2)/4 + \langle p_S^2 \rangle \cdot c_R^2/4 + \frac{1}{2} \quad (13)$$

and

$$\langle S_2^2(\pi/2) \rangle = \langle x_S^2 \rangle \cdot c_R^2/4 + \langle p_S^2 \rangle \cdot (b_R^2 + d_R^2)/4 + \frac{1}{2}. \quad (14)$$

We can solve these equations uniquely and obtain

$$\langle x_S^2 \rangle = \frac{4(b_R^2 + d_R^2)\langle S_2^2(0) \rangle - 4c_R^2\langle S_2^2(\pi/2) \rangle}{(d_R^2 + b_R^2 - c_R^2)(d_R^2 + b_R^2 + c_R^2)} - K \quad (15)$$

and

$$\langle p_S^2 \rangle = \frac{4(b_R^2 + d_R^2)\langle S_2^2(\pi/2) \rangle - 4c_R^2\langle S_2^2(0) \rangle}{(d_R^2 + b_R^2 - c_R^2)(d_R^2 + b_R^2 + c_R^2)} - K, \quad (16)$$

where  $K = 2/(d_R^2 + b_R^2 + c_R^2)$ . From these second moments one can easily calculate the variances:  $\text{Var}(x_S) = \langle x_S^2 \rangle - \langle x_S \rangle^2$  and  $\text{Var}(p_S) = \langle p_S^2 \rangle - \langle p_S \rangle^2$ .

Finally, the covariance can be calculated from the second moment using a diagonal measurement ( $\varphi = \pi/4$ ). We have

$$\begin{aligned} \langle S_2^2(\pi/4) \rangle &= \frac{1}{2} + \langle x_S^2 \rangle \cdot (d_R^2 + b_R^2 + c_R^2)/8 + \\ &+ \langle p_S^2 \rangle \cdot (d_R^2 + b_R^2 + c_R^2)/8 + \\ &+ \langle x_S p_S \rangle_s \cdot (d_R^2 + b_R^2 - c_R^2)/4. \end{aligned} \quad (17)$$

Since we already know  $\langle x_S^2 \rangle$  and  $\langle p_S^2 \rangle$  we can calculate  $\langle x_S p_S \rangle_s$  easily, and then we get the covariance by  $\text{Cov}(x_S, p_S) = \langle x_S p_S \rangle_s - \langle x_S \rangle \langle p_S \rangle$ .

Note that the above method in principle coincides with one of the standard estimation methods using homodyne measurement. In that case we have  $b_R = c_R = 1$  and  $d_R \gg 1$ , so all terms which do not contain  $d_R$  will be negligible. Thus,  $\langle S_2^2(\varphi) \rangle$  will define approximately the second moment of the signal in the direction of the reference ( $\varphi$ ).

*Alternative parametrization.-* To gain a better understanding of the estimation using the structure of Stokes measurements, we can use the eigendecomposition of the covariance matrix ( $b$ ,  $c$  and  $\alpha$ ) instead of its elements ( $\text{Var}(x)$ ,  $\text{Var}(p)$  and  $\text{Cov}(x, p)$ ). The connection between the two parametrizations can be described by the following equations:

$$\text{Var}(x) = b^2 \cos^2(\alpha) + c^2 \sin^2(\alpha) \quad (18)$$

$$\text{Var}(p) = c^2 \cos^2(\alpha) + b^2 \sin^2(\alpha) \quad (19)$$

$$\text{Cov}(x, p) = (b^2 - c^2) \cos(\alpha) \sin(\alpha) \quad (20)$$

In this case the second moment of  $S_2(\varphi)$  will have the following form:

$$\begin{aligned} \langle S_2^2(\varphi) \rangle = & \frac{1}{8}(d_R^2 + b_R^2 + c_R^2)(d_S^2 + b_S^2 + c_S^2) + \\ & + \frac{1}{8}(d_R^2 + b_R^2 - c_R^2)(b_S^2 - c_S^2) \cos(2\alpha_S - 2\varphi) + \\ & + \frac{1}{8}(d_R^2 + b_R^2 - c_R^2)d_S^2 \cos(2\beta_S - 2\varphi). \end{aligned} \quad (21)$$

That is, it consists of three parts:

1. the total energy of the signal,
2. the asymmetry induced by the shape of the signal,
3. the asymmetry induced by the displacement of the signal.

From the first moments we can calculate the parameters  $d_S$  and  $\beta_S$ . Using these the last term becomes known and we have

$$\langle S_2^2(\varphi) \rangle = u(b_S^2 + c_S^2) + v(b_S^2 - c_S^2) \cos(2\alpha_S - 2\varphi) + w, \quad (22)$$

where  $u = \frac{1}{8}(d_R^2 + b_R^2 + c_R^2)$ ,  $v = \frac{1}{8}(d_R^2 + b_R^2 - c_R^2)$  and  $w$  is a constant depending on the reference,  $d_S$  and  $\beta_S$ .

The total energy is directly accessible from  $\langle S_0 \rangle$ , or equivalently by using two orthogonal references:

$$\langle S_2^2(0) \rangle = u(b_S^2 + c_S^2) + v(b_S^2 - c_S^2) \cos(2\alpha_S) + w_1, \quad (23)$$

$$\langle S_2^2(\pi/2) \rangle = u(b_S^2 + c_S^2) - v(b_S^2 - c_S^2) \cos(2\alpha_S) + w_2. \quad (24)$$

The estimation of the asymmetry of the ellipse ( $b_S^2 - c_S^2$ ) and the direction of this ellipse ( $\cos(2\alpha_S)$ ) only appear

as a product with each other. So to access these parameters separately, we need an additional equation. For simplicity we will use a diagonal reference:

$$\langle S_2^2(\pi/4) \rangle = u(b_S^2 + c_S^2) + v(b_S^2 - c_S^2) \sin(2\alpha_S) + w_3, \quad (25)$$

but in principle any other angle ( $0 < \varphi < \pi/2$ ) is equally adequate.

From these equations one can already calculate the parameters of the signal, for example using the following steps:

1. From (23)+(24)  $\Rightarrow b_S^2 + c_S^2$ ,
2. From (23)-(24)  $\Rightarrow (b_S^2 - c_S^2) \cos(2\alpha)$ ,
3. From (25) and  $b_S^2 + c_S^2 \Rightarrow (b_S^2 - c_S^2) \sin(2\alpha)$ ,
4. From  $(b_S^2 - c_S^2) \cos(2\alpha)$  and  $(b_S^2 - c_S^2) \sin(2\alpha) \Rightarrow b_S^2 - c_S^2$  and  $\alpha$ ,
5. From  $b_S^2 - c_S^2$  and  $b_S^2 + c_S^2 \Rightarrow b_S$  and  $c_S$ .

The constant  $u$  is always greater than zero, so the necessary and sufficient criterion for the feasibility of these estimates is  $v \neq 0$ . This holds if the reference is not thermal. Note that  $\langle S_2^2(\varphi) \rangle$  in Eq.(22) is a linear transformation of a cosine function, so it has three parameters. Equations (23)-(25) uniquely characterize this function, that is, including a fourth angle for reference would not give any additional information. One of equations from (23) and (24) is interchangeable with

$$\langle S_0 \rangle = \frac{b_S^2 + c_S^2 + d_S^2}{4} + \frac{b_R^2 + c_R^2 + d_R^2}{4} - 1. \quad (26)$$

Only the moments  $\langle S_0 \rangle$ ,  $\langle S_2(\varphi) \rangle$ ,  $\langle S_2^2(\varphi) \rangle$  can be described as the first and second moments of the signal, and based on the above discussion we can see that there are at most five independent equations amongst them for different values of  $\varphi$ . A general Gaussian state has also five parameters, so the proposed state estimation method is tight in this sense.

## B. STATE ESTIMATION WITH SQUEEZED REFERENCE

*Possibilities in the general case.-* If we have a non-displaced squeezed reference the reference has zero mean in quadratures (i.e.,  $\langle x_R^\varphi \rangle = \langle p_R^\varphi \rangle = 0$ ). Therefore the mean of operator  $S_2$  will be zero:

$$\langle S_2(\varphi) \rangle = 1/2 \langle x_S \rangle \langle x_R^\varphi \rangle + 1/2 \langle p_S \rangle \langle p_R^\varphi \rangle = 0. \quad (27)$$

So one can use only  $\langle S_0 \rangle$  and  $\langle S_2^2(\varphi) \rangle$  for state estimation, which results in three independent equations. That is, with a squeezed reference the estimation of the signal is not possible in general. Since  $\langle S_0 \rangle$  and  $\langle S_2^2(\varphi) \rangle$  are functions of the second moment one cannot distinguish

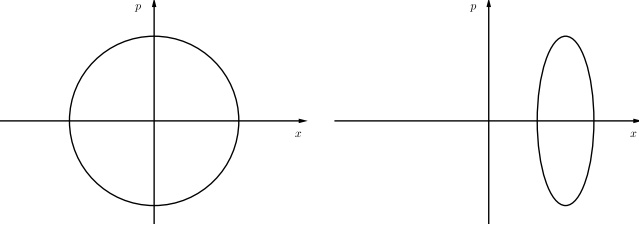


FIG. 6. Different scenarios of the signal state with the same second moments, therefore they are indistinguishable for squeezed reference.

for example a thermal state from a displaced squeezed state with the same second moments (see Fig. 6).

By assuming that the state is Gaussian we can use also  $\langle S_0^2 \rangle$  for estimation and with its help we can discriminate for example the two cases shown in Fig. 6. Nevertheless even in that case the estimation is not unique. For example, let us consider a displaced thermal state as a signal:  $b_S = c_S = 2$ ,  $\langle x_S \rangle = 3$  and  $\langle p_S \rangle = 0$ . The values of  $\langle S_2^2(\varphi) \rangle$  and  $\langle S_0^2 \rangle$  will be the same for:  $b_S \approx 1.5118$ ,  $c_S \approx 2.3905$ ,  $\langle x_S \rangle \approx 2.9451$ ,  $\langle p_S \rangle \approx 0.5714$  and  $\alpha_S \approx 4.0228$ . That is, even using  $\langle S_0^2 \rangle$  there are states which are indistinguishable. However, one can see that the value of  $b_S^2 + c_S^2$  and  $d_S^2 = \langle x_S \rangle^2 + \langle p_S \rangle^2$  are the same for all possibilities. By these measurements we can at least discriminate the energy coming from the displacement and from the internal variance of the signal. But we cannot determine the internal asymmetry (ratio of  $b_S$  and  $c_S$ ) of the source (actually it could be anything within the given energy constraint).

*State estimation in special cases.* - If we know that the signal is only squeezed (i.e.,  $d_S = 0$ ), then there is no problem with the squeezed reference, since we do not need to estimate the first moments. And as it is mentioned in the previous section, the estimation of second moments is feasible if the reference is not thermal. So if there is at least a little asymmetry in the squeezed reference the general method is applicable to estimate the covariance matrix of the signal.

If we know that the signal is only displaced (i.e.,  $b_S = c_S = r_S$ ), Eq. (21) reduces to

$$\begin{aligned} \langle S_2^2(\varphi) \rangle = & \frac{1}{8}(b_R^2 + c_R^2)(d_S^2 + 2r_S^2) + \\ & + \frac{1}{8}(b_R^2 - c_R^2)d_S^2 \cos(2\beta_S - 2\varphi). \end{aligned} \quad (28)$$

which has the same structure as Eq. (22) with  $b_S^2 + c_S^2 \leftrightarrow d_S^2 + 2r_S^2$ ,  $b_S^2 - c_S^2 \leftrightarrow d_S^2$  and  $\alpha_S \leftrightarrow \beta_S$  therefore it can be solved similarly. Once again, the estimation is feasible if  $b_R \neq c_R$ .

### C. STATE TOMOGRAPHY WITH THERMAL REFERENCE

If we have a thermal state as a reference ( $b_R = c_R = r_R$  and  $d_R = 0$ ) our possibilities are even more limited.  $\langle S_2(\varphi) \rangle$  will be zero, while  $\langle S_2^2(\varphi) \rangle$  will be equivalent for any  $\varphi$  with  $\langle S_0 \rangle$ , because of the symmetrical reference. That means that if the reference is thermal we can only access the energy of the signal.

$$\langle S_0 \rangle = \frac{b_S^2 + c_S^2 + d_S^2}{4} + \frac{r_R^2}{2} - 1. \quad (29)$$

However, if we know that the signal is Gaussian, we can use higher moments as well. The perfect candidate for that is  $S_0^2$ , which is still a second moment of the measurement results, hence it converges relatively quickly to its mean. And its mean consists of fourth moments of quadratures (beside the second moments), which in the Gaussian case can be described as functions of second moments. This gives us an additional equation, and with that we can solve some special cases of estimation problems.

If the signal is a squeezed, non-displaced Gaussian state, then

$$\begin{aligned} \langle S_0^2 \rangle = & \frac{3b_S^4 + 2b_S^2c_S^2 + 3c_S^4}{16} + \\ & + (b_S^2 + c_S^2)(r_R^2 - 2)/4 + f(r_R). \end{aligned} \quad (30)$$

Combining this with Eq. (29) (using also  $d_S = 0$ ) one can calculate the values of  $b_S$  and  $c_S$ .

We have for a displaced, symmetrical Gaussian signal

$$\begin{aligned} \langle S_0^2 \rangle = & \frac{d_S^4 + 8d_S^2r_S^2 + 8r_S^4}{16} + \\ & + (d_S^2 + 2r_S^2)(r_R^2 - 2)/4 + f(r_R). \end{aligned} \quad (31)$$

and once again combining with Eq. (29) (using  $b_S = c_S = r_S$ ), the values of  $r_S$  and  $d_S$  can be calculated.

Note that we determined in the above cases the magnitude of squeezing and the magnitude of displacement, but not their direction. That is not surprising since the reference is symmetrical, so the measurement outcomes show the same statistics for any angle.

### D. CALIBRATION OF THE REFERENCE

Based on the above discussions, we can easily perform the calibration of the reference, if we use our scheme feeding both the signal and reference mode with two independent copy of the reference state.

Then we have

$$\langle S_2(0) \rangle = d_R^2/2, \quad (32)$$



from which one can estimate the value of  $d_R$  immediately.

On the other hand the second moment has the form of

$$\begin{aligned} \langle S_2^2(\varphi) \rangle &= \frac{1}{8}(b_R^2 + c_R^2 + d_R^2)^2 + \\ &+ \frac{1}{8}(b_R^2 - c_R^2 + d_R^2)^2 \cos(2\varphi). \end{aligned} \quad (33)$$

Using the same and the orthogonal directions

$$\langle S_2^2(0) \rangle = \frac{1}{8} \left( (b_R^2 + c_R^2 + d_R^2)^2 + (b_R^2 - c_R^2 + d_R^2)^2 \right) \quad (34)$$

$$\langle S_2^2(\pi/2) \rangle = \frac{1}{8} \left( (b_R^2 + c_R^2 + d_R^2)^2 - (b_R^2 - c_R^2 + d_R^2)^2 \right) \quad (35)$$

the parameters of  $b_R$  and  $c_R$  can be calculated, too (from their sum one can get the value of  $b_R^2 + c_R^2$ , and from their difference the value of  $b_R^2 - c_R^2$ ). If the number of measurements tends to infinity, we can estimate the parameters of the reference with arbitrary precision.