

# Correlated Cooper pair transport and microwave photon emission in the dynamical Coulomb blockade

Juha Leppäkangas,<sup>1,2</sup> Mikael Fogelström,<sup>1</sup> Michael Marthaler,<sup>2</sup> and Göran Johansson<sup>1</sup>

<sup>1</sup>*Microtechnology and Nanoscience, MC2, Chalmers University of Technology, SE-412 96 Göteborg, Sweden*

<sup>2</sup>*Institut für Theoretische Festkörperphysik, Karlsruhe Institute of Technology, D-76128 Karlsruhe, Germany*

We study theoretically electromagnetic radiation emitted by inelastic Cooper-pair tunneling. We consider a dc-voltage-biased superconducting transmission line terminated by a Josephson junction. We show that the generated continuous-mode electromagnetic field can be expressed as a function of the time-dependent current across the Josephson junction. The leading-order expansion in the tunneling coupling, similar to the " $P(E)$ -theory", has previously been used to investigate the photon emission statistics in the limit of sequential (independent) Cooper-pair tunneling. By explicitly evaluating the system characteristics up to the fourth-order in the tunneling coupling, we account for dynamics between consecutively tunneling Cooper pairs. Within this approach we investigate how temporal correlations in the charge transport can be seen in the first- and second-order coherences of the emitted microwave radiation.

PACS numbers: 74.50.+r, 73.23.Hk, 85.25.Cp, 85.60.-q

## I. INTRODUCTION

Charge transport across a mesoscopic constriction is affected by the electromagnetic properties of the biasing circuitry. For example, charge tunneling between two conductors can be enhanced or inhibited, depending on which electromagnetic modes the tunneling charge is able to excite<sup>1-5</sup>. If the tunnel junction is superconducting, the energy emitted to the electromagnetic environment can be controlled by an external bias, due to the absence of electronic states below the superconducting energy gap. The possibility to engineer the electromagnetic environment and to guide the emitted microwaves as wanted, lends this system to a versatile source for propagating microwave radiation<sup>5-12</sup>. Also motivated by fundamental understanding of quantum transport, the quantum optical aspects of mesoscopic charge conduction are presently under active theoretical<sup>6-25</sup> and experimental<sup>5,26-34</sup> research.

Photon-assisted charge-transport across low-transparency tunnel junctions has been well understood within the framework of the  $P(E)$ -theory<sup>1-4</sup>. It describes effects such as multi-photon-assisted charge tunneling and the Coulomb blockade. Recently, it has been understood that the theory also characterizes the simultaneously emitted electromagnetic radiation<sup>5,6</sup>, analogously predicting generation of non-classical photon pairs<sup>6</sup> and anti-bunched photons<sup>11</sup>. These non-classical states of light are important tools for quantum-information applications. The versatile theory captures the reaction of an arbitrary continuous-mode environment to a single charge-tunneling event exactly. However, this perturbative approach is equivalent to the Fermi's golden rule and cannot model dynamics beyond the independent tunneling limit. In specific situations we can straightforwardly study effects beyond this by using Jaynes-Cummings type approaches, such as in the case of a single-mode electromagnetic environment. Here, it

has been predicted that far from equilibrium a simple dc-bias can drive the cavity into rather exotic states, for example, exhibiting squeezing<sup>7</sup>, sub-Poissonian photon distributions<sup>8</sup> and multi-stable trapping<sup>18</sup>.

An important characteristic of creating electromagnetic radiation solely by inelastic charge transport is the usual rather fast dephasing of the emitted field. This is due to the effective series resistive environment, which is needed to create high-frequency radiation but, in the presence of finite zero-frequency resistivity, will also inevitably induce low-frequency voltage-fluctuations, due to a finite temperature or shot noise in the charge transport<sup>19,35-37</sup>. It is therefore essential to carefully consider the effect of both low- and high-frequency properties of the biasing circuitry to the studied phenomena. This is automatically addressed by  $P(E)$ -type approaches studied here.

In this article, we establish a continuous-mode description of the electromagnetic radiation emitted by inelastic Cooper-pair tunneling which accounts for correlations between consecutively tunneling Cooper pairs. We study relations between the Cooper-pair current and microwave photon emission in a recently experimentally realized setup<sup>5</sup>, where a dc-voltage biased transmission line is terminated by a Josephson junction, see Fig. 1. This is equivalent to a Josephson junction that is voltage-biased in series with a resistive environment<sup>3</sup>. In this setup the outgoing direct current and high-frequency microwave radiation can be guided to different routes and measured independently. With a proper choice of its parameters the transmission line can, in principle, describe any electromagnetic environment of the Josephson junction, and is therefore an excellent system for understanding photon-assisted Cooper-pair tunneling. We find that the formalism allows for investigation of the emitted radiation in terms of the tunneling current across the junction. This is used to show that the finite-frequency current noise at the junction is up to a linear filter function and a term describing thermal noise determined by

the outgoing photon flux. The flux-flux correlations of the emitted field are, however, also functions of other moments of the junction current. The leading-order expansion in the tunneling coupling, similar to the  $P(E)$ -theory, has been previously used to study emission statistics in the independent-tunneling picture<sup>6,19</sup>. We here demonstrate a systematic expansion of system properties up to the fourth order in the tunneling coupling and capture temporal correlations between consecutively tunneling Cooper pairs. A central result is the natural appearance of the Keldysh time-ordering in the photonic correlators, connecting the normal time-ordering used in quantum optics and the Keldysh ordering in quantum transport. Within this approach, we are able to study effects in temporal correlations for all forms of the electromagnetic environment in the limit of weak Cooper-pair tunneling. Particularly, we study how the correlations in the charge transport affect the first- and second-order coherences of emitted photons. The general motivation is to understand how microwave measurements can be used to probe charge-transport statistics, and vice versa, how correlations in the charge transport can be used to produce non-conventional states of light.

The article is organized as follows. In Section II, we introduce our theory for charge transport and the microwave emission in this system. In Section III, we derive a description for the emitted field in terms of the junction current and study general relations between the finite-frequency noise at the junction and the emitted photon flux density. In Section IV, they are explicitly calculated up to fourth order in the tunneling coupling across the Josephson junction. The calculation is first presented on the Keldysh contour and numerical results for specific transmission lines are analyzed. In Section V, we do a similar analysis for the second-order coherence of the emitted photons. Conclusions and outlook are given in Section VI.

## II. THE MODEL

The system we study consists of a dc-voltage-biased Josephson junction in series with a semi-infinite transmission line (TL), see Fig. 1. With a proper choice of the TL parameters it can practically describe any electromagnetic environment of the junction. Here, for simplicity, we consider an Ohmic TL, which means a constant capacitance and inductance per unit length. The modifications to formulas in a more general case are considered in Appendix A. This theory can also straightforwardly be adapted to normal-state junctions<sup>24</sup> and therefore goes beyond Josephson junctions.

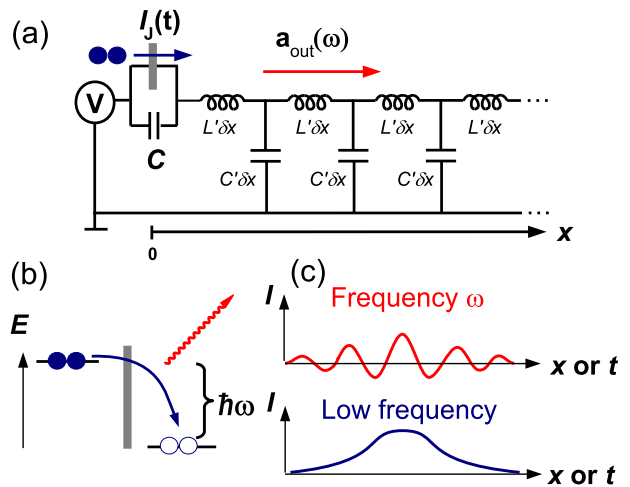


FIG. 1: (a) We consider a voltage  $V$  biased Josephson junction in parallel with a junction capacitance  $C$  and in series with a transmission line (TL), that is here represented as an infinite set of capacitances  $C'$  and inductances  $L'$  per unit length. (b) Charge tunneling is influenced by the possibility to emit radiation in the TL. In the superconducting state, this is the only way for a tunneling Cooper pair to dissipate the gained electrostatic energy. (c) In the considered theory circuit, the tunneled charge and the emitted photon(s) can be seen as excitations in the low- and high-frequency domains of the same electromagnetic environment, respectively.

### A. Hamiltonian

We start from a Hamiltonian that describes the lumped-element circuit in Fig. 1(a),

$$H = H_{EE} + H_J. \quad (1)$$

The total Hamiltonian  $H$  is a sum of the electromagnetic environment Hamiltonian  $H_{EE}$  and the Josephson junction Hamiltonian  $H_J$ . The electromagnetic-environment Hamiltonian has the form (Ohmic TL)

$$H_{EE} = \frac{\hat{Q}^2}{2C} + \sum_{n=1}^{\infty} \left[ \frac{\hat{q}_n^2}{2C'\delta x} + \frac{1}{2L'\delta x} (\hat{\Phi}_{n+1} - \hat{\Phi}_n)^2 \right]. \quad (2)$$

Here  $C$  is the junction capacitance,  $C'$  and  $L'$  are the TL capacitance and inductance per unit length, and  $\delta x$  is an infinitesimal segment of the TL. Each node (island between lumped circuit elements) is associated with an index  $n$  and a magnetic flux  $\Phi_n$ , through which the electric and magnetic energies per segment  $\delta x$  are expressed (the two terms inside the main parentheses, respectively). The charge and the flux operators at the junction are conjugated variables  $[\hat{\Phi}_1, \hat{Q}] = 2ie$  and similarly for the other nodes  $[\hat{\Phi}_n, \hat{q}_n] = 2ie$ . All other commutators vanish.

The Hamiltonian  $H_J$  describes the tunnel connection between the center conductor and ground plane of the superconducting TL (the junction capacitance is accounted for by  $H_{EE}$ ). Under the assumption  $eV < 2\Delta$ , where  $\Delta$

is the energy gap of the superconductor, we may neglect the quasiparticle degrees of freedom from the analysis. Here, the junction Hamiltonian reduces to the usual description of Cooper-pair tunnelling across the Josephson junction,

$$H_J = -E_J \cos(\omega_J t - \hat{\phi}), \quad (3)$$

where  $E_J = (\hbar/2e)I_c$  is the Josephson coupling energy (tunneling coupling) and  $I_c$  the critical current. The Josephson frequency  $\omega_J/2\pi = 2eV/h$  accounts for the voltage bias  $V$ , and

$$\hat{\phi} = 2\pi \frac{\hat{\Phi}_1}{\Phi_0}, \quad (4)$$

is the phase at the Josephson junction and  $\Phi_0 = h/2e$ .

### B. Current across the Josephson junction

In the following, we take use of the time-dependence of the current across the Josephson junction. This is expressed conveniently in the eigenbasis of  $H_{EE}$  treating the junction Hamiltonian  $H_J$  through a time-ordered expansion. The eigenbasis of  $H_{EE}$  corresponds to scattering states of photons for  $E_J = 0$ , solved below. In this approach, the junction current operator at time  $t$  has the general form (in the Heisenberg picture)

$$\hat{I}_J(t) = I_c \sin[\omega_J t - \hat{\phi}(t)] = \hat{U}^\dagger(t, t_0) \hat{I}_J^0(t) \hat{U}(t, t_0). \quad (5)$$

Here  $\hat{I}_J^0(t)$  is the current-operator with time evolution given by  $H_{EE}$  (we name this free evolution),

$$\hat{I}_J^0(t) = I_c \sin[\omega_J t - \hat{\phi}_0(t)]. \quad (6)$$

The solution for the free evolution of the phase operator  $\hat{\phi}_0(t)$  is given in Eq. (14). The time-evolution operator itself has the form,

$$\hat{U}(t, t_0) = \mathcal{T} \exp \left\{ \frac{i}{\hbar} \int_{t_0}^t dt' H_J(t') \right\}. \quad (7)$$

The time evolution of  $H_J(t')$  is again the free evolution.

The average junction current corresponds to the expectation value  $I = \langle \hat{I}_J(t) \rangle$ , which means tracing out the electromagnetic degrees of freedom. This has been studied, for example, in Refs. [3,39,40] assuming thermal equilibrium of the electromagnetic modes at the initial time  $t_0 \rightarrow -\infty$ , similarly as will also be assumed here.

### C. Emitted electromagnetic field

The purpose of this article is to investigate properties of the emitted electromagnetic field. This is conveniently done by considering the Heisenberg equations of motion in the TL. Taking the continuum limit  $\delta x \rightarrow 0$  [see Eq. (2)], the solution for the magnetic-flux field in the TL can be written as<sup>19,41</sup>

$$\hat{\Phi}(x, t) = \sqrt{\frac{\hbar Z_0}{4\pi}} \int_0^\infty \frac{d\omega}{\sqrt{\omega}} \times \left[ \hat{a}_{\text{in}}(\omega) e^{-i(k_\omega x + \omega t)} + \hat{a}_{\text{out}}(\omega) e^{-i(-k_\omega x + \omega t)} + \text{H.c.} \right]. \quad (8)$$

Here  $\hat{a}_{\text{in}}^{(\dagger)}(\omega)$  is the annihilation (creation) operator of the continuous-mode incoming wave of frequency  $\omega$ . It satisfies the standard commutation relation  $[\hat{a}_{\text{in}}(\omega), \hat{a}_{\text{in}}^\dagger(\omega')] = \delta(\omega - \omega')$ . A similar relation is also valid for the outgoing field. The characteristic impedance of the free space is  $Z_0 = \sqrt{L'/C'}$  and the wave number  $k_\omega = \omega \sqrt{C'L'}$ .

The Heisenberg equation of motion at the junction takes the form of a boundary condition<sup>19,42</sup>,

$$C \ddot{\hat{\Phi}}(0, t) - \frac{1}{L'} \frac{\partial \hat{\Phi}(x, t)}{\partial x} \Big|_{x=0} = \hat{I}_J(t). \quad (9)$$

This manifests current conservation at the junction and connects the annihilation and creation operators of the incoming and outgoing photons. As the left-hand side of the condition is linear, the difficulty is the treatment of the right-hand side term, the tunneling current.

## III. GENERAL RELATIONS BETWEEN THE TUNNELING CURRENT AND THE EMITTED FIELD

Here, we derive a general solution for the generated propagating electromagnetic field. Our tactics is to express the field in terms of the time-dependent current across the Josephson junction, which in turn can be fully defined through the incoming field. After this we use this connection to study general relations between junction-current fluctuations and the emitted electromagnetic field.

### A. Solution

There are several ways to derive a solution for the out-field as a function of the in-field and their interaction at the boundary. In literature, this is usually done in general terms by considering a free evolution solution for field operators in the far past (input), subjected to forward time-evolution with a certain interaction term, and then compared to freely evolving field operators in the far future (output), see for example Refs. [43,44]. Here,

we derive the solution for this specific problem in a more transparent way by explicitly considering leftwards and rightwards propagating photon fields in the neighbourhood of the tunneling current and the junction capacitor.

The first step towards the solution is to account for that there are no reflections inside the semi-infinite TL. The scattering occurs only at the Josephson junction (TL with resonance structure is analyzed in Appendix A). This means that the in-field is independent of the out-field. Furthermore, the in-field is assumed to be in thermal equilibrium and we therefore know its statistics exactly. The generated out-field can then be treated as an expansion in powers of the (in-field and) tunneling coupling  $E_J$ ,

$$\hat{a}_{\text{out}}(\omega) = \hat{a}_0(\omega) + \sum_{n \geq 1} \hat{a}_n(\omega). \quad (10)$$

Here  $n$  refers to the power in the tunneling coupling. Setting the coupling to zero ( $E_J = 0$ ) and Fourier transforming Eq. (9) one obtains the zeroth-order field operator

$$\hat{a}_0(\omega) = \frac{A(\omega)}{A^*(\omega)} \hat{a}_{\text{in}}(\omega). \quad (11)$$

Here  $A(\omega)$  describes the response of the Ohmic TL

$$A(\omega) = \frac{1}{1 - i\omega Z_0 C}. \quad (12)$$

We see that in the absence of the tunneling current the out-field differs from the in-field by a phase shift induced by the junction capacitor. (In comparison to Ref. [19] we mark  $\hat{A}(\omega)$  here as  $A(\omega)$ .)

The Cooper-pair tunneling is described by the right-hand-side of the boundary condition, Eq. (9). In the out-field, this is accounted for by higher-order terms. Inserting the expansion of Eq. (10) to the left-hand side of Eq. (9), and Fourier transforming, one obtains by solving order by order,

$$a_n(\omega) = i\sqrt{\frac{Z_0}{\pi\hbar\omega}} A(\omega) \int_{-\infty}^{\infty} e^{i\omega t} dt \left\{ \hat{I}_J(t) \right\}_n.$$

Here the formal operation  $\{\cdot\}_n$  picks out  $n$ :th order term in the tunnelling coupling ( $n \geq 1$ ). In the next step we take use of the solution for the time evolution at the tunnel junction, Eq. (5), which provides an explicit expansion in powers of the tunnelling coupling  $E_J$ . We can now perform a resummation to all orders and obtain

$$\begin{aligned} \hat{a}_{\text{out}}(\omega) &= \hat{a}_0(\omega) + i\sqrt{\frac{Z_0}{\pi\hbar\omega}} A(\omega) \int_{-\infty}^{\infty} dt e^{i\omega t} \\ &\times \hat{U}^\dagger(t, -\infty) \hat{I}_J^0(t) \hat{U}(t, -\infty). \end{aligned} \quad (13)$$

The result states that current fluctuations at the constriction linearly define the emitted field. However, it is important to notice that the structure of the electro-

magnetic environment can already essentially modify the junction current fluctuations  $I_J(t)$ .

Finally, the free-evolution of the phase difference at the junction [an operator expanded in Eq. (7)] can be expressed via the in-field as<sup>19</sup>

$$\hat{\phi}_0(t) = \frac{\sqrt{4\pi\hbar Z_0}}{\Phi_0} \int_0^\infty \frac{d\omega}{\sqrt{\omega}} A(\omega) \hat{a}_{\text{in}}(\omega) e^{-i\omega t} + \text{H.c.} \quad (14)$$

This is a summation over a continuous set of bosonic modes in the TL.

We check the consistency of the solution in Eq. (13) with the one presented in Refs. [6,19] (expansion up to second-order in  $E_J$ ) by verifying that all the results derived there are reproduced by the solution in Eq. (13). However, here an explicit time ordering appears, and the solution is free of singularities, which turn out to be crucial properties when applying the theory beyond the leading order.

## B. Connection between emitted field, junction current, and junction voltage

So far we have derived that the outgoing field can be expressed as a function of the junction current,

$$\hat{a}_{\text{out}}(\omega) = \hat{a}_0(\omega) + i\sqrt{\frac{Z_0}{\pi\hbar\omega}} A(\omega) \int_{-\infty}^{\infty} dt e^{i\omega t} \hat{I}_J(t). \quad (15)$$

This is at the heart of the input-output theory: the time-integrated boundary condition gives the difference between the incoming and outgoing fields<sup>43,44</sup>. In this article, when considering the output radiation power, we neglect the zeroth-order contribution  $\hat{a}_0(\omega)$ , which means here neglecting (inelastic) redirection of thermal radiation. This has been analyzed in the leading order in Ref. [19]. This analysis can also be generalized to higher orders, similarly as done in Section IV. We will consider its contribution again in Section V where its description of vacuum fluctuations plays an essential role.

We will now investigate the connection between the junction current, junction voltage, and the emitted field in more detail. The voltage across the Josephson junction operator can be expressed as

$$\hat{V}_J(t) = V - \dot{\hat{\Phi}}(0, t) \equiv V - \delta \hat{V}_J(t). \quad (16)$$

To evaluate the above time derivative of the magnetic flux we use<sup>19</sup>,

$$\hat{\phi}_n(t) = \frac{1}{\Phi_0} \int_0^\infty d\omega \xi(\omega) \hat{a}_n(\omega) e^{-i\omega t} + \text{H.c.} \quad (17)$$

Here  $\hat{\phi}_n$  is the  $n$ :th-order contribution ( $n \geq 1$ ) of the phase at the Josephson junction,  $\hat{\phi} = \hat{\phi}_0 + \sum_{n=1}^\infty \hat{\phi}_n$ . We then obtain a relation between the out-field and time

dependence of the junction voltage

$$\hat{a}_{\text{out}}(\omega) = \frac{i}{\omega \xi(\omega)} \int_{-\infty}^{\infty} dt e^{i\omega t} \delta \hat{V}_J(t). \quad (18)$$

The Ohmic TL is characterized by  $\xi(\omega) = \sqrt{\hbar Z_0 \pi / \omega}$ . The different frequency dependence of the front factors on the right-hand sides of Eqs. (15) and (18) reflects the fact that fluctuations in the junction current and junction voltage are filtered differently by the nearby electromagnetic environment.

For a finite bias voltage  $V$  there will be a net current  $I$  across the junction. This can also be expanded in powers of the tunnelling coupling<sup>39,40</sup>,

$$I = \langle \hat{I}_J(t) \rangle = \sum_{n=1}^{\infty} I_n. \quad (19)$$

Here we again label each contribution according to its power in  $E_J$ . Similarly, using equation (15), we can write for different-order contributions in the out-field,

$$\begin{aligned} \langle \hat{a}_{\text{out}}(\omega) \rangle &= \sum_{n=0}^{\infty} \langle \hat{a}_n(\omega) \rangle = \sum_{n=1}^{\infty} \langle \hat{a}_n(\omega) \rangle \\ &= i \sqrt{\frac{4\pi Z_0}{\hbar \omega}} A(\omega) (I_1 + I_2 + \dots) \delta(\omega). \end{aligned} \quad (20)$$

Only the zero-frequency field contributes since the in-field has no phase coherence. We can write

$$\langle \hat{a}_n(\omega) \rangle = i \sqrt{\frac{4\pi Z_0}{\hbar \omega}} I_n \delta(\omega). \quad (21)$$

Here  $n$  is a positive integer. We insert this into the right-hand side of the time derivative of equation (8), and using Eq. (16) we get,

$$\delta V_n = I_n Z_0. \quad (22)$$

Here  $\delta V_n$  is the  $n$ :th order contribution for voltage fluctuations at zero frequency. Eq. (22) is the Ohm's law for average voltage reduction across the junction due to charge transport in the TL.

### C. Connection between the spectral densities

Current fluctuations at the tunnel junction can be characterized by the correlator

$$\langle \hat{I}_J(t') \hat{I}_J(t) \rangle. \quad (23)$$

In the considered case this expression will only depend on the difference  $\tau = t' - t$ . This is since thermal and quantum low-frequency voltage fluctuations will eventually dephase the junction current. In this case the fol-

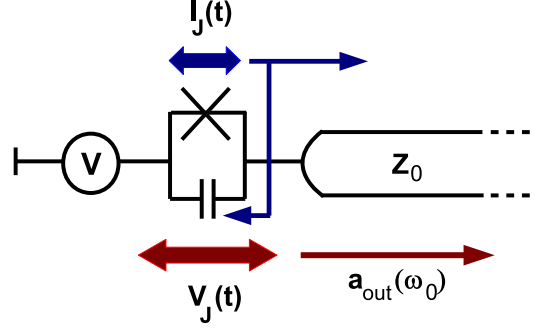


FIG. 2: Fluctuations at the Josephson junction always induce radiation to the transmission line ( $Z_0$ ). The spectrum of the junction-current and junction-voltage fluctuations, and the spectrum of the emitted radiation are equivalent up to a frequency dependent constant. However, their relative magnitude might be essentially different, for example, due to the possibility of fast junction current fluctuations to be shunted by the parallel capacitor. Also, substantial enhancement of junction current fluctuations can be induced at certain frequencies by reflections in the transmission line, considered in Section V.

lowing applies

$$\begin{aligned} &\int_{-\infty}^{\infty} dt' e^{-i\omega' t'} \int_{-\infty}^{\infty} dt e^{i\omega t} \langle \hat{I}_J(t') \hat{I}_J(t) \rangle \\ &= 2\pi \delta(\omega - \omega') \int_{-\infty}^{\infty} d\tau e^{-i\omega \tau} \langle \hat{I}_J(\tau) \hat{I}_J(0) \rangle \\ &\equiv 2\pi \delta(\omega - \omega') \langle \hat{I}_J(\tau) \hat{I}_J(0) \rangle_{\omega}. \end{aligned}$$

Using Eq. (15) we relate this to the photon flux density<sup>45</sup>,

$$\begin{aligned} f(\omega) &= \sum_{n,m>0} \int \frac{d\omega'}{2\pi} \langle \hat{a}_n^\dagger(\omega) \hat{a}_m(\omega') \rangle \\ &= \frac{Z_0}{\pi \hbar \omega} |A(\omega)|^2 \langle \hat{I}_J(\tau) \hat{I}_J(0) \rangle_{\omega}. \end{aligned} \quad (24)$$

The spectral densities of the junction current and outgoing radiation are equal up to the filter  $|A(\omega)|^2$ . In analogy to Ref. [3], we can identify the real part of the impedance seen by the tunnel junction,

$$\text{Re}[Z_t(\omega)] \equiv Z_0 |A(\omega)|^2. \quad (25)$$

Therefore, photon emission at specific frequencies can be enhanced or inhibited by the specific design of the electromagnetic environment.

Similarly, using Eq. (18), we obtain for the spectrum of the voltage fluctuations at the junction,

$$f(\omega) = \frac{\langle \delta \hat{V}_J(\tau) \delta \hat{V}_J(0) \rangle_{\omega}}{\omega^2 |\xi(\omega)|^2}. \quad (26)$$

Therefore, both the junction current and voltage fluctu-

ation spectrum are proportional to the photon flux, or the radiation power  $s(\omega) = \hbar\omega f(\omega)$ . The difference in the proportionality factors stems from different filtering of the corresponding fluctuations by the junction capacitance (and by possible reflections in the transmission line), as visualized in Fig. 2. These results imply that when studied only through spectral densities, there is in principle no difference between the statistics of tunneling current and emitted electromagnetic radiation.

#### IV. CALCULATION OF SPECTRAL DENSITIES

In this section, we describe how to evaluate power-spectral densities as perturbation series in the tunneling coupling  $E_J$ . The calculation is presented on the Keldysh contour. After this we analyze results in the second and in the fourth order. The latter is the leading order accounting for dynamics between consecutively tunneling Cooper pairs. We study the emerging correlation effects also via the recently introduced second-order coherence function for charge transport<sup>50</sup>.

##### A. Representation on the Keldysh contour

The calculation is based on expanding the time dependence of the Josephson-current operators  $\hat{I}_J(t)$  in terms of the time-evolution operators [see Eqs. (5-7)],

$$\begin{aligned} \langle \hat{I}_J(t) \hat{I}_J(t') \rangle = \\ \langle \hat{U}^\dagger(t, -\infty) \hat{I}_J^0(t) \hat{U}(t, t') \hat{I}_J^0(t') \hat{U}(t', -\infty) \rangle. \end{aligned} \quad (27)$$

We formulate the calculation on the Keldysh contour<sup>46</sup>, which means that we represent each term in the expansion as a diagram. The following set of rules guides how to evaluate the contribution from each topologically different diagram. We consider the calculation of the power spectrum up to fourth order in the tunneling coupling, but it is possible to generalize this type of an expansion also to arbitrary orders<sup>47</sup>. Numerical results for Ohmic TLs are presented in Sections IV B and IV C.

##### 1. Placing the Cooper-pair tunneling events

In Fig. 3, we show certain diagrams that correspond to calculating the correlator (27). We assume  $t > t'$ , so each diagram ends to a point at time  $t$ , and other points occur always before this. The upper branch corresponds to normal time evolution (operators  $\hat{U}$ ), whereas the lower branch to reversed time evolution (operator  $\hat{U}^\dagger$ ). Here we assign a white/black dot to each term  $e^{i\omega_J x - i\hat{\phi}_0(x)} / e^{-i\omega_J x + i\hat{\phi}_0(x)}$ , corresponding to Cooper-pair tunneling in two directions, where  $x$  is the time of the tunneling. These terms can originate either from

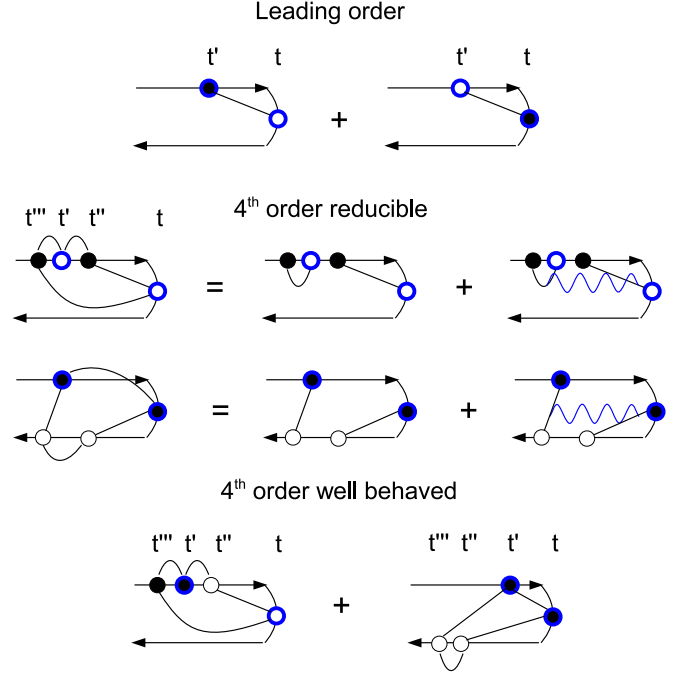


FIG. 3: (Top) The two diagrams that contribute to current correlations in the leading order. The left-hand side diagram gives the contribution from forward Cooper-pair tunnelling and the right-hand side diagram from backward tunnelling. The connection lines visualize pair correlations after taking the ensemble average. (Middle) Two diagrams contributing to the current in the fourth order. These diagrams can be reduced to a product of two first-order ones and a term describing interaction between the pairs (wiggly lines). This is done to pick out the finite asymptotic behaviour for large  $t - t'$ , since here the correlator does not decay to zero for finite  $t - t''$  and  $t' - t'''$  (with increasing  $t - t'$ ). (Bottom) These fourth-order diagrams decay to zero when  $t - t'$  increases and are not needed to be split into two.

the Josephson-energy operators,  $E_J \cos[\omega_J x - \hat{\phi}_0(x)] = (E_J/2) [e^{i\omega_J x - i\hat{\phi}_0(x)} + e^{-i\omega_J x + i\hat{\phi}_0(x)}]$ , or from the two (similarly expanded) junction-current operators,  $\hat{I}_J^0(t)$  and  $\hat{I}_J^0(t')$ . The ones from current operators are static and are marked as additional blue circles; the inside can be white or black. The ones originating from Josephson-energy operators are freely moving, and integration over the corresponding times is performed. All blue points with white (black) inside give a factor  $(- )I_C/2i$ . All other points on the upper (lower) Keldysh branch contribute with a factor  $(- )iE_J/2\hbar$ . The ordering of the (multiplied) operators is indicated by the Keldysh time-arrows: upper branch is stacked (multiplied) first with normal time ordering, ending current operator at time  $t$ , after which one continues with the lower branch operators, multiplied in the opposite time ordering<sup>47</sup>.

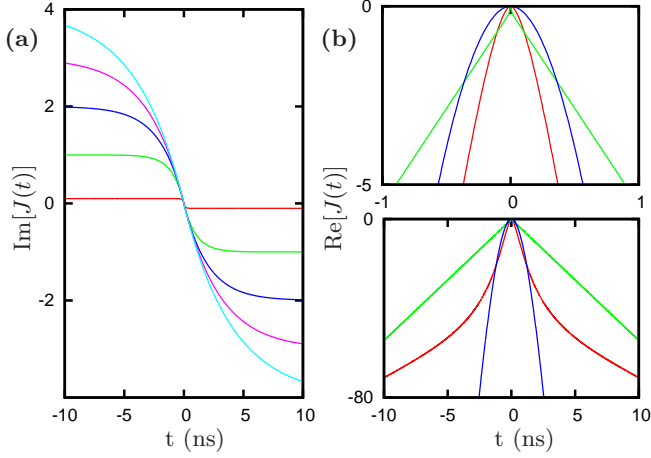


FIG. 4: (a) The imaginary part of  $J(t)$  for an Ohmic transmission line with  $R_Q C = 1$  ns and  $\pi Z_0 / R_Q = 0.1, 1, 2, 3, 4$  (from the bottom to top for  $t < 0$ ). The linear decrease nearby  $t = 0$  is connected to the finite charging energy  $e^2 / 2C$  and is important if its decay, on timescale  $Z_0 C$ , is slow compared to the induced oscillations, leading to a cross over at  $Z_0 \sim R_Q$ . (b) The form of the real part is determined by the relative magnitude of the cut-off frequency  $\omega_c = 1 / Z_0 C$  and thermal energy  $\omega_T = k_B T / \hbar$ . For a typical low-Ohmic case,  $\omega_c$  dominates and the function is practically linear (green line,  $Z_0 / R_Q = 0.05$ ,  $T = 100$  mK,  $C = 10$  fF). At short times (top) a transient behaviour occurs, similar as at larger times (bottom) for a high-Ohmic environment at zero temperature (red line,  $Z_0 / R_Q = 4$ ,  $C = 10$  fF). When the temperature is higher than the energy cut-off, the short-time behaviour is quadratic (blue line,  $Z_0 / R_Q = 4$ ,  $T = 20$  mK,  $C = 100$  fF).

## 2. Contraction to pairs and coupled pairs

In the next step we contract the expectation values of the multiplied Cooper-pair-tunnelings,  $e^{\pm i \hat{\phi}_0(x)}$ , into pair correlations. Only the combinations with equal amount of phases with plus-sign and minus-sign contribute. This means that there has to be equal amount of black and white points in each diagram we include. For the leading (second) order diagrams we can use the result

$$\langle e^{i \hat{\phi}_0(t)} e^{-i \hat{\phi}_0(t')} \rangle = \langle e^{-i \hat{\phi}_0(t)} e^{+i \hat{\phi}_0(t')} \rangle = e^{J(t-t')}. \quad (28)$$

The contraction is expressed by the phase-correlation function

$$J(t) = \langle [\hat{\phi}_0(t) - \hat{\phi}_0(0)] \hat{\phi}_0(0) \rangle. \quad (29)$$

A direct calculation using Eq. (14) gives

$$\langle \hat{\phi}_0(t) \hat{\phi}_0(t') \rangle = 2 \int_{-\infty}^{\infty} \frac{d\omega}{\omega} \frac{\text{Re}[Z_t(\omega)]}{R_Q} \frac{e^{-i\omega(t-t')}}{1 - e^{-\beta \hbar \omega}}, \quad (30)$$

where  $R_Q = h / 4e^2$ . The usual forms of  $J(t)$  we deal with are plotted in Fig. 4. We draw a line connecting the white

and black point corresponding to multiplication by function (28). Similarly, the arbitrary order contributions contract to a function of pair correlations with the form

$$\langle \Pi_i \exp [i n_i \hat{\phi}_0(t_i)] \rangle = \exp \left[ - \sum_{i>j} n_i n_j J(t_i - t_j) \right], \quad (31)$$

where the integers  $n_i$  take values  $\pm 1$  with the constraint  $\sum_i n_i = 0$ . We note that the total correlation function depends on all paired time-differences. In Fig. 3, to visualize this we draw a line that connects all the points.

## 3. Separating asymptotic pair correlations

Some fourth order diagrams do not approach zero when certain time differences approach infinity. This is the case when white and black points can be grouped to pairs in a such way that their partner will always be a neighboring point on the real time axis. This is the case for the middle diagrams in Fig. 3. In this case it turns out to be convenient (and in the case of photon correlators necessary) to analytically take out the asymptotic behaviour. We do this by the following trick (corresponding to the upper fourth-order reducible diagram in Fig. 3)

$$\begin{aligned} \langle e^{-i \hat{\phi}_0(t)} e^{i \hat{\phi}_0(t'')} e^{-i \hat{\phi}_0(t')} e^{i \hat{\phi}_0(t''')} \rangle = \\ e^{J(t-t'')+J(t'-t''')} + e^{J(t-t'')+J(t'-t''')} \times \\ \times [e^{J(t-t''')+J(t''-t')-J(t-t')-J(t''-t''')} - 1]. \end{aligned}$$

The first term on the right-hand side is now the product of bare pair correlations, whereas the term inside the parentheses describes interaction between these pairs. The latter goes exponentially to zero when  $t - t'$  goes to infinity (assuming a finite temperature,  $T > 0$ ). This is because asymptotically  $J(t) = -a|t| - ib \text{Sgn}(t) + \text{constant}$ , where  $a, b > 0$ . The fact that the first term remains for large  $t - t'$ , describes decoupling of the current correlator for large  $t - t'$ ,

$$\lim_{|t-t'| \rightarrow \infty} \langle \hat{I}_J(t') \hat{I}_J(t) \rangle = \langle \hat{I}_J(t') \rangle \langle \hat{I}_J(t) \rangle. \quad (32)$$

Below we apply this expansion to investigate the power-spectral densities up to the fourth order in the tunnelling coupling  $E_J$ .

## B. Second-order results: Independent charge tunneling

We first discuss the main results obtained from the leading-order calculation, derived partly in Refs. [6,15,19]. This models emission properties in the limit of independent charge tunneling. We also discuss the important low- and high-Ohmic limits, which provide clear physical



interpretations to the derived formulas.

### 1. Current fluctuations for arbitrary electromagnetic environment

For the correlations of the current fluctuations across the Josephson junction we obtain

$$\langle \hat{I}_J(t) \hat{I}_J(0) \rangle_{2\text{nd}} = \frac{I_c^2}{4} [e^{J(t)+i\omega_J t} + e^{J(t)-i\omega_J t}]. \quad (33)$$

The phase correlation function  $J(t)$  is defined in Eq. (29). The Fourier transformation of Eq. (33) gives the power spectral density<sup>15</sup>

$$\begin{aligned} & \langle \hat{I}_J(t) \hat{I}_J(0) \rangle_{\omega, 2\text{nd}} \\ &= \frac{\pi \hbar I_c^2}{2} [P(\hbar\omega_J - \hbar\omega) + P(-\hbar\omega_J - \hbar\omega)], \end{aligned} \quad (34)$$

where we have introduced the probability density<sup>1,3</sup>

$$P(E) = \int_{-\infty}^{\infty} dt \frac{1}{2\pi\hbar} e^{J(t)} e^{i\frac{E}{\hbar}t}. \quad (35)$$

This function gives the probability of the electromagnetic environment to absorb (or emit if negative) the energy  $E$  in a photon-assisted tunneling event. Note that the impedance of the environment is not explicit in result (34), as it is (as a front factor) in the corresponding photon-flux density, Eqs. (24-25), but it influences the form of  $P(E)$  through the correlator  $J(t)$ , see Eqs. (29-30).

Particularly, at zero-frequency ( $\omega = 0$ ) we obtain

$$\langle \hat{I}_J(t) \hat{I}_J(0) \rangle_{\omega=0, 2\text{nd}} = 2e \left[ \langle \hat{I}_J^+ \rangle_{2\text{nd}} + \langle \hat{I}_J^- \rangle_{2\text{nd}} \right], \quad (36)$$

where we have used the leading-order results for the forward (+) and backward (-) Cooper-pair tunneling,

$$\langle \hat{I}_J^\pm \rangle_{2\text{nd}} \equiv I_2^\pm = \frac{\pi \hbar I_c^2}{4e} P(\pm 2eV). \quad (37)$$

This implies that the charge transport is characterized by a Cooper-pair shot-noise. This noise can equivalently be interpreted to be a result of vacuum fluctuations of the electromagnetic radiation<sup>35-37</sup>.

### 2. Low- and high-Ohmic transmission lines

The interaction strength between a Cooper-pair tunneling event and single-photon emission is determined by the relation between the characteristic impedance of the TL and the resistance quantum  $R_Q$ . For example, in the case of a single-mode environment, the excitation probability from the ground to the  $n$ -photon state induced by a tunneling event is  $p^n e^{-p}/n!$ , where  $p = 4Z_0/R_Q$  (for a

$\lambda/4$  standing-wave<sup>6</sup>). Thus, for  $Z_0 \ll R_Q$  the interaction is weak. Here, single Cooper-pair tunneling occurs predominantly through single-photon emission. From other processes, the photon pair production is detectable at frequencies well below the Josephson frequency<sup>5,6,19</sup>. For this low-Ohmic TL the long-time behaviour  $J(t) = -D|t|$  where  $D = 2\pi Z_0/R_Q\beta\hbar$  is often a sufficient approximation. Therefore, current correlations [Eq. (33)] are dominated by damped oscillations at frequencies  $\pm\omega_J$ .

For a high-Ohmic TL,  $Z_0 \gg R_Q$ , the interaction between charge tunneling and photon emission is strong. This favours simultaneous emission of a large number of low-frequency photons. When the cut-off  $1/Z_0C$  is the lowest frequency scale ( $1/Z_0C < 1/\beta\hbar$ ), the short-time behaviour of the phase correlator can be approximated as  $J(t) = -(\pi/CR_Q)(it + t^2/\hbar\beta)$ . Such a contribution drops the voltage at the junction by  $2e/C$  and the current correlator oscillates at frequencies  $\pm 2eV - 4E_C/\hbar$ , where  $E_C = e^2/2C$ . The fact that  $E_C$  comes into the game reflects a change in the charge transport to a regime where the tunneled charge first goes to the junction capacitor, and is from there slowly released in the  $Z_0C$  timescale.

### 3. Correlated photon flux density and junction current

In certain limits we expect clear correlations between high-frequency photon emission and low-frequency current fluctuations. To study this in more detail we can evaluate the correlator between the photon flux density and the junction current. This correlator is closely related to the third moment of the transferred charge<sup>48,49</sup>. We obtain

$$\begin{aligned} & \langle \hat{a}_{\text{out}}^\dagger(\omega_1) \hat{a}_{\text{out}}(\omega_2) \hat{I}_J(\omega_3) \rangle = \\ & \frac{2\pi e I_c^2 Z_0 A^*(\omega_1) A(\omega_2)}{\sqrt{\omega_1 \omega_2}} P(\hbar\omega_J - \hbar\omega_1) \delta(\omega_1 - \omega_2 - \omega_3), \end{aligned} \quad (38)$$

where we use the notation  $\hat{I}(\omega_3) = \int_{-\infty}^{\infty} dt e^{i\omega_3 t} \hat{I}_J(t)$ . We consider a perturbative expansion up to the second order in the tunneling coupling and neglected contributions proportional to the Bose factor within assumption  $\omega_1 \gg k_B T/\hbar$ . If we now consider the photon flux nearby a certain frequency  $\omega_0$  within a bandwidth  $\text{BW} \ll \omega_0$ , which means  $\omega_1, \omega_2 \in (\omega_0 - \text{BW}, \omega_0 + \text{BW})$ , it follows that the delta-function in Eq. (38) forces the current operator  $\hat{I}_J(\omega_3)$  to be in the low-frequency domain  $\omega_3 < 2 \text{ BW}$ . Particularly, for  $\omega_3 = 0$  we obtain

$$\int \frac{d\omega_2}{2\pi} \langle \hat{a}_{\text{out}}^\dagger(\omega_1) \hat{a}_{\text{out}}(\omega_2) \hat{I}_J(\omega_3 = 0) \rangle = 2ef(\omega). \quad (39)$$

Here  $f(\omega)$  is the leading-order result for the flux density of the emitted photons, determined by Eqs. (24) and (34). This describes perfectly correlated high-frequency photon emission with low-frequency current fluctuations.



### C. Fourth-order results: Correlations between tunneling events

To study the first corrections from higher orders, we expand the current-current correlator as

$$\begin{aligned} \langle \delta \hat{I}_J(t) \delta \hat{I}_J(0) \rangle &\equiv \langle [\hat{I}_J(t) - I] [\hat{I}_J(0) - I] \rangle \\ &\approx \langle \hat{I}_J(t) \hat{I}_J(0) \rangle_{2\text{nd}} + \left[ \langle \hat{I}_J(t) \hat{I}_J(0) \rangle_{4\text{th}} - I_2^2 \right]. \end{aligned} \quad (40)$$

The first term at the bottom line was evaluated in the preceding section, see Eq. (33). In the following we concentrate on the term inside the square brackets. This term approaches zero within the memory time of the electromagnetic environment [following from Eq. (32)]. The memory time here is the maximum of the inverse dephasing rate and the inverse frequency cut-off. Therefore, the behaviour at short times describes nonequilibrium between consecutively tunneling Cooper pairs. Generally, this type of correlations can be measured by investigating changes in the emission spectrum with increasing  $E_J$ .

#### 1. Numerical results: From low- to high-Ohmic transmission lines

Numerical results for the finite-frequency current-noise in the second and in the fourth order of tunneling coupling  $E_J$  are shown in Fig. 5. We study here the change in the fluctuation spectrum when increasing  $Z_0$  from well below to beyond  $R_Q$ . As discussed above, in the regime  $Z_0 \ll R_Q$ , the most junction-current fluctuations occur at the Josephson frequency  $\omega = \pm\omega_J$ , seen as the V-shaped resonance lines in the second-order results, left-hand side of Fig. 5(a). The fourth-order spectrum corrects this result. The main contribution is again at the Josephson frequency, but it is negative just above  $\omega_J$  and positive just below, see the right-hand side of Fig. 5(a). Therefore, it redirects fluctuations from  $\omega_J$  to a slightly lower frequency. This is consistent with a reduction of the junction voltage due to the net current across the system, Eq. (22). The change this contribution can describe is limited, as too high  $E_J$  takes the total spectrum to negative values. We also note that the zero-frequency noise increases/decreases for high/low bias voltages, consistent with results presented in Ref. [51]. There, a disappearance of the noise at low voltages (or high  $E_J$ ) is derived, reflecting trapping of the phase difference by the Josephson potential energy, supporting noiseless supercurrent. As we are here calculating small corrections to the leading-order results, our low-voltage result can be interpreted as a first sign of this effect (for small  $E_J$ ). Other types of correlations between Cooper-pair tunneling events are weak.

With increasing characteristic impedance, more fluctuations appear at frequencies below  $\omega_J$ , see Fig. 5(b). This is due to the increased probability for multi-photon assisted Cooper-pair tunneling. Here, the corrections from

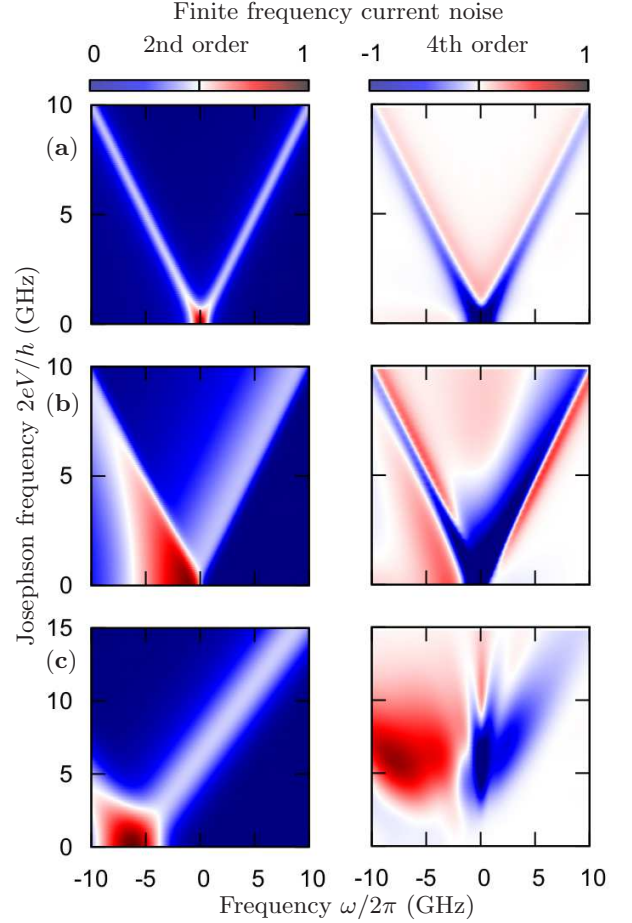


FIG. 5: Spectral density of the current fluctuations in the second- (left) and in the fourth-order (right) for three Ohmic transmission lines (TL) as a function of the bias voltage  $V$  (a.u.). The positive frequencies describe emission and the negative absorption. (a) For the low-Ohmic TL ( $Z_0/R_Q = 0.05$ ,  $T = 100$  mK) most of the fluctuations appear at the Josephson frequency  $2eV/h$ , seen as the V-shaped resonance lines. The fourth-order contribution describes their weak redirection to lower frequencies. (b) For increased TL resistance ( $Z_0/R_Q = 0.5$ ,  $T = 10$  mK) lower-frequency fluctuations increase, due to the increased probability for multi-photon production during CP tunneling. The fourth-order spectral density mainly redirects fluctuations to lower frequencies. (c) For the high-Ohmic TL ( $Z_0/R_Q = 4$ ,  $T = 10$  mK) the second-order fluctuations are shifted to lower frequencies,  $\pm\omega_J - 2e^2/Ch$ , corresponding to the energy loss when charging the junction capacitor by a Cooper pair. The fourth-order spectral density describes redirection of the fluctuations to lower frequencies but is also characterized by zero-frequency dip or peak, corresponding to blockade or enhancement of consecutive Cooper-pair tunneling. For all plots  $C = 10$  fF.

the fourth-order reduce radiation in the neighbourhood of the now wider main peak and redirects it to lower frequencies. This can be understood as stronger voltage reduction after each tunneling. Interestingly, there is also enhancement of radiation above  $\omega = \omega_J$  (and also nearby  $\omega > -\omega_J$ ). Here, the fluctuations are missing

in the leading-order results, as they would need the aid of incoming high-frequency thermal radiation. The presence of them in the fourth-order contribution hints towards a process, where two Cooper-pairs tunnel across the junction and in total emit two photons that satisfy  $\omega_1 + \omega_2 = 2\omega_J$ .

In the limit  $Z_0 \gg R_Q$ , the charging energy of a single Cooper pair ( $4E_C$ ) plays an essential role. Here, the tunneled charge goes first to the junction capacitor, and is from there released in the timescale  $Z_0 C$ . This picture suggests a large change in the junction voltage after each Cooper-pair tunneling, and strong correlations between consecutively tunneling charges. In Fig. 5(c) we see that the fourth-order contribution indeed brings in reduction of fluctuations at the frequency  $(2eV - 4E_C)/\hbar$ . An interesting feature is the clear zero-frequency dip or peak, whose width can be traced to be  $\sim 1/Z_0 C$ . It describes temporal changes in the low-frequency current noise due to a blockade or enhancement of consecutive Cooper-pair tunneling during the  $Z_0 C$ -recovery of the junction voltage. We investigate this feature further below.

## 2. Numerical results: Second-order coherence of Cooper-pair transport

For further illustration of the low-frequency effects in the case  $Z_0 \gg R_Q$  we plot the correlations in real time. In the considered case there is a drastic difference between junction current fluctuations and junction voltage fluctuations, due to the strong shunting of the parallel capacitor (cut-off frequency  $1/Z_0 C \approx 2\pi \times 0.6$  GHz). This means that high-frequency oscillations become hardly observable for outside detection. We then study the function

$$g_{\text{CP}}^{(2)}(t) \equiv \text{Re} \left[ \int_{-\infty}^{\infty} dt' A(t-t') \frac{\langle \hat{I}_J(t') \hat{I}_J(0) \rangle_{4\text{th}}}{I_2^2} \right] - 1, \quad (41)$$

where the convolution through  $A(t)$  stands for filtering of the correlation function by  $|A(\omega)|^2$ . We include contribution only from positive frequencies, that means only from emission. We name this the second-order coherence of Cooper-pair transport, in analogy to the definition introduced in Ref. [50]. This function does not depend on  $E_J$ . The total time integral  $\int_0^\infty dt g_{\text{CP}}^{(2)}(t)$  describes increase ( $> 0$ ) or reduction ( $< 0$ ) of the zero-frequency shot noise due to non-equilibrium between consecutively tunneling Cooper pairs. The momentary negativity (positivity) hints towards temporal blockade (enhancement) of consecutive Cooper-pair tunneling. For long time separations the current correlations vanish and we have  $\lim_{t \rightarrow \infty} g_{\text{CP}}^{(2)}(t) = 0$ .

In Fig. 6, we plot numerical results for  $g_{\text{CP}}^{(2)}(t)$  in the setup of Fig. 5(c) for several values of the bias voltage  $V$ . At resonance  $2eV = 4E_C$  [red arrow in Fig. 6(b)] the

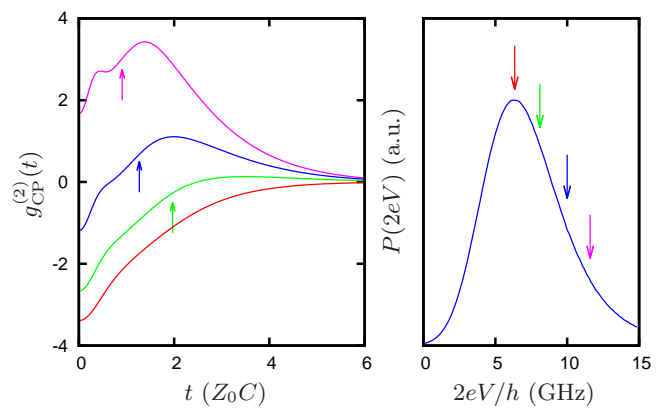


FIG. 6: (Left) The second-order coherence of Cooper-pair transport as defined in Eq. (41) for the setup of Fig. 5(c). (Right) The corresponding  $P(E)$ -function and the studied voltage-bias points (arrows). The  $g_{\text{CP}}^{(2)}(t)$ -function describes temporal correlations in the junction-current fluctuations originating in nonequilibrium between consecutively tunneling Cooper pairs. Coulomb blockade during recharging of the junction reduces the zero-frequency noise ( $\int dt g_{\text{CP}}^{(2)}(t) < 0$ ) whereas enhanced Cooper-pair tunneling rate increases the noise ( $\int dt g_{\text{CP}}^{(2)}(t) > 0$ ). At long time separations the correlations vanish,  $\lim_{t \rightarrow \infty} g_{\text{CP}}^{(2)}(t) = 0$ .

$g_{\text{CP}}^{(2)}(t)$  function is negative and decays towards zero in the timescale given by  $Z_0 C$ . This behaviour is consistent with a semiclassical interpretation, where the first tunneling drops the junction voltage by  $2e/C$  and results in a momentary blockade of further Cooper-pair tunneling events. Here, we expect the junction voltage recovery to follow the formula  $V - (2e/C)e^{-t/Z_0 C}$ . For higher bias voltages the negativity decreases and creates a maximum at certain time  $t > 0$ . This is understood as that here the recovering junction voltage sweeps through a value that provides a higher (consecutive) Cooper-pair tunneling rate. In the semiclassical picture this occurs at times pointed by the corresponding arrows in Fig. 5(a). At higher voltages the  $g_{\text{CP}}^{(2)}(t)$ -function is also superposed by low-frequency oscillations, describing the absence or increase of low-frequency radiation at specific frequencies. These are identified as the local minima or maxima in the right-hand side of Fig. 5(c).

## D. Convergence

In this and in the next section we work in the perturbative limit and implicitly assume weak tunneling rates compared to the relaxation rates in the electromagnetic environment. Generally, we are pleased to see that the fourth-order expressions converge, that is, are not infinite. Therefore, the results are always sound, for small enough  $E_J$ . What is small depends on the details of the biased circuit.

In the case of a low-Ohmic TL we demand that the

phase noise from the leading-order results should at all frequencies be smaller than from the zeroth-order contribution. For high bias voltages this leads to the condition<sup>19</sup>

$$\frac{E_J^2}{2eV} \ll 4k_B T. \quad (42)$$

This can equivalently be interpreted as a demand that the thermal dephasing of the phase difference across the Josephson junction has to be faster than the rate for inelastic Cooper-pair tunneling.

For a high-Ohmic environment this condition is rather strict since the  $P(E)$ -function is well behaved also at zero temperature (has no singularity). We can apply here a condition known from the  $P(E)$ -theory<sup>3</sup>,  $E_J P(E) \ll 1$ . The analysis made here makes it explicit that we need weak tunneling rates for all possible momentary values of the junction voltage  $V_J$ , that is for all  $E$ . At zero temperature the  $P(E)$ -function has a maximum at  $E = 4E_C$  and is broadened by  $1/Z_0 C$ . This implies the condition

$$E_J \ll \frac{h}{Z_0 C}. \quad (43)$$

For temperatures much higher than the frequency cut-off one replaces  $h/Z_0 C$  by the corresponding broadening of the  $P(E)$ -function. This leads to the condition

$$E_J \ll \sqrt{4\pi k_B T E_C}. \quad (44)$$

The constrictions (43-44) can also be derived from a more general convergence analysis on the Keldysh contour<sup>47</sup>.

## V. PHOTON BUNCHING

We now turn our attention to statistics of the emitted photons. In the preceding sections we learned that the radiation power is given, up to a frequency-dependent front-factor and a term describing thermal noise, by the finite-frequency current noise at the Josephson junction. However, the general moments of the junction current and that of the emitted field are not equivalent, even though they can be mapped to each other in a nontrivial way, as discussed below. The difference stems from the fact that a Cooper-pair tunneling can occur with an arbitrary multi-photon emission. Still, direct similarities are expected, especially in situations where the relevant physics is dominated by single-photon-assisted Cooper-pair tunneling. We study this explicitly in the cases of low- and (stepped) high-Ohmic transmission lines.

### A. General definitions

We concentrate on statistics of observing two photons of the same frequency within a time interval  $\tau$  by evaluating the so-called second-order coherence. This is a stan-

dard tool for higher-order characterization of the electromagnetic radiation<sup>43</sup>. For a single-mode electromagnetic field it is defined as

$$g_{\text{single}}^{(2)}(\tau) = \frac{\langle \hat{a}^\dagger \hat{a}^\dagger(\tau) \hat{a}(\tau) \hat{a} \rangle}{\langle \hat{a}^\dagger \hat{a} \rangle^2}. \quad (45)$$

This can be interpreted as the probability to detect a photon at time  $t = 0$  and a second photon at time  $t = \tau$ , normalized by the probability of two uncorrelated detections. Coherent radiation is characterized by Poissonian statistics,  $g^{(2)}(0) = 1$ , whereas antibunched photons by  $g^{(2)}(0) < 1$ , and bunched photons by  $g^{(2)}(0) > 1$ . Thermal radiation, or generally radiation with no phase memory, appears to an observer bunched,  $g^{(2)}(0) = 2$ .

For a continuous-mode field the second-order coherence and its interpretations are analogous<sup>45</sup>. First we define the (unnormalized) second-order coherence,

$$G^{(2)}(\tau) \equiv \left( \frac{\hbar Z_0}{4\pi} \right)^2 \int_{\text{BW}} \sqrt{\omega_1 \omega_2 \omega_3 \omega_4} \times e^{i\tau(\omega_2 - \omega_3)} \langle \hat{a}_{\text{out}}^\dagger(\omega_1) \hat{a}_{\text{out}}^\dagger(\omega_2) \hat{a}_{\text{out}}(\omega_3) \hat{a}_{\text{out}}(\omega_4) \rangle. \quad (46)$$

Here BW stands for the frequency range we integrate over, i.e. the bandwidth of the detector. This can be described by the band-pass filter  $F(\omega)$ ,

$$\int_{\text{BW}} \equiv \int_0^\infty d\omega_1 \int_0^\infty d\omega_2 \int_0^\infty d\omega_3 \int_0^\infty d\omega_4 \times F(\omega_1) F(\omega_2) F(\omega_3) F(\omega_4).$$

In this article we consider a Gaussian filter centered at certain measurement frequency  $\omega_m$ ,

$$F(\omega) = \exp \left[ -\frac{(\omega - \omega_m)^2}{2\Delta^2} \right]. \quad (47)$$

We have therefore  $\int d\omega F(\omega) = \sqrt{2\pi} \Delta$ . The corresponding continuous-mode first-order coherence has the form,

$$G^{(1)}(\tau) \equiv \frac{\hbar Z_0}{4\pi} \int_{\text{BW}} \sqrt{\omega_1 \omega_2} \langle \hat{a}_{\text{out}}^\dagger(\omega_1) \hat{a}_{\text{out}}(\omega_2) \rangle e^{i\omega_1 \tau},$$

where  $\int_{\text{BW}}$  is defined analogously. The first-order coherence is a Fourier transform of the emission power spectrum. In Section IV this was evaluated (within neglecting thermal fluctuations in the transmission line) up to fourth order in the critical current.

The normalized second-order coherence of a continuous-mode field is defined as,

$$g^{(2)}(\tau) = \frac{G^{(2)}(\tau)}{|G^{(1)}(0)|^2}. \quad (48)$$

Important here is that for a continuous-mode field  $g^{(2)}(\tau)$  depends on the frequency range we integrate over, i.e. which frequency photons (and at which timescale) we measure.

### B. Second-order results: Independent charge tunneling

We first repeat the main results from the leading-order calculation<sup>6,19</sup>. Similarly as in the case of current fluctuations at the Josephson junction, this order includes radiation only from a single tunneling event. Inserting the solution of Eq. (13) to the continuous-mode second-order coherence, Eq. (46), we obtain ( $\omega \gg k_B T/\hbar$ )

$$G_{2\text{nd}}^{(2)}(\tau) = \left(\frac{\hbar Z_0}{4\pi}\right)^2 \frac{2\pi I_c^2}{R_Q} \int_{\text{BW}} A_\omega e^{i\tau(\omega_2 - \omega_3)} \quad (49)$$

$$\times P[\hbar(\omega_J - \omega_1 - \omega_2)] \delta(\omega_1 + \omega_2 - \omega_3 - \omega_4).$$

We use the notation

$$A_\omega \equiv A^*(\omega_1)A^*(\omega_2)A(\omega_3)A(\omega_4).$$

The surprising feature is that the second-order coherence of Eq. (49) is practically determined by the  $P(E)$ -function. It is therefore analogous to the current spectral density, Eq. (34), with the difference that here the argument of  $P(E)$  is the sum of the two detection frequencies (instead of a single one). Physically, this can be interpreted as down-conversion of photons from the Josephson frequency. The leading-order result, Eq. (49), describes also nonclassical cross-correlations between the down-converted photons<sup>6,19</sup>.

Important in the following is that for the observation of two photons at the Josephson frequency we have,

$$\omega_1 = \omega_2 = \omega_J \rightarrow G_{2\text{nd}}^{(2)}(\tau) \propto P[-\hbar\omega_J] \propto e^{-\beta\hbar\omega_J}. \quad (50)$$

This is negligible at the considered temperatures. Clearly, emission of two photons should be independent for long time-separations  $\tau$ , and the second-order coherence cannot be zero, as implied by Eq. (50). Below, we find that it is the fourth-order contribution in the tunneling coupling that is the leading one to account for consecutive single-photon emission.

### C. Fourth-order evaluation: Correlations between tunneling events

We now present evaluation of the second-order coherence up to the fourth order in the tunneling coupling  $E_J$ . To do this we need to perform an ensemble average

$$\langle \hat{a}_{\text{out}}^\dagger \hat{a}_{\text{out}}^\dagger \hat{a}_{\text{out}} \hat{a}_{\text{out}} \rangle \rightarrow \sum_{i,j,k,l} \langle \hat{a}_i^\dagger \hat{a}_j^\dagger \hat{a}_k \hat{a}_l \rangle, \quad (51)$$

with constraint  $i + j + k + l = 4$ . The indices refer to different-order solutions in  $E_J$ , see Section II. The terms that have  $i = 0$  or  $l = 0$  describe (inelastic) scattering of incoming thermal radiation. They are small if  $\omega \gg k_B T/\hbar$ , which we assume to be the case. We then consider only terms which have  $i, l \neq 0$ .

The final result can be divided into three type of contributions,

$$G_{4\text{th}}^{(2)}(\tau) = [\mathcal{I}_2(\tau) + \mathcal{I}_3(\tau) + \mathcal{I}_4(\tau)]. \quad (52)$$

We map the terms either to second, third, or fourth moments of the junction current, i.e. to  $\langle \hat{I}_J^2 \rangle$ ,  $\langle \hat{I}_J^3 \rangle$ , or  $\langle \hat{I}_J^4 \rangle$ , correspondingly. All contributions are calculated up to the fourth order in  $E_J$ . For details see Appendix B and D.

The term we concentrate on in the following is  $\mathcal{I}_4(\tau)$ ,

$$\mathcal{I}_4(\tau) = \left(\frac{Z_0 I_c}{4\pi}\right)^4 \int_{\text{BW}} e^{i\tau(\omega_2 - \omega_3)} A_\omega \quad (53)$$

$$\times \int_{\text{times}} \langle \mathcal{T}^\dagger \{ \hat{I}_{\omega_1, t_1}^\dagger \hat{I}_{\omega_2, t_2}^\dagger \} \mathcal{T} \{ \hat{I}_{\omega_3, t_3} \hat{I}_{\omega_4, t_4} \} \rangle.$$

Here we have defined an integration over all tunnelling timings,

$$\int_{\text{times}} \equiv \int_{-\infty}^{\infty} dt_1 \int_{-\infty}^{\infty} dt_2 \int_{-\infty}^{\infty} dt_3 \int_{-\infty}^{\infty} dt_4, \quad (54)$$

and operators,

$$\hat{T}(t) = \exp[i\hat{\phi}_0(t) - \omega_J t] \quad (55)$$

$$\hat{I}_{\omega, t} = e^{i\omega t} [\hat{T}^\dagger(t) - \hat{T}(t)]. \quad (56)$$

The operator  $\hat{T}^{(\dagger)}$  describes a creation of a photon of frequency  $\omega$  via forward (backward) tunneling event. The two time-ordering operators  $\mathcal{T}$  state that the tunneling operators have to be ordered such that the inner operators in the ensemble average of Eq. (53) occur always timewise later than the neighbouring outer one.

The expression (53) is our central result and is analogous to the single-mode  $g^{(2)}(\tau)$ , see Eq. (45). In Eq. (53) we have a time-ordering of the individual tunneling events, not only of the central times  $\tau$ . This is closely related to the causality in the photodetection theory<sup>38</sup>. It has here also a deeper meaning, connecting the normal ordering used in quantum optics for photon counting and the Keldysh ordering in quantum transport. It can also be seen as a highly non-trivial check of the correctness of the calculation. Similar time ordering for photon counting has been used also in other optoelectronic setups<sup>13</sup>.

### D. Fourth-order results: Asymptotic behaviour

From now on we study situations where the contribution  $\mathcal{I}_4(\tau)$  in Eq. (52) is dominating, e.g. low-Ohmic TL and radiation in the neighbourhood of the Josephson frequency. Similarly as current correlations disentangle at long times, Eq. (32), the same applies also for the power correlations in the considered second-order coherence. To study this in more detail, we define now average timings of the outer and inner frequency pairs (pairs  $\omega_1 \leftrightarrow \omega_4$

and  $\omega_2 \leftrightarrow \omega_3$ ),

$$\tau_1 = \frac{t_1 + t_4}{2}, \quad \tau_2 = \frac{t_2 + t_3}{2}. \quad (57)$$

We assume  $t_1 < t_2$  and  $t_3 > t_4$ , and therefore  $\tau_2 > \tau_1$ . Other orderings are treated similarly. For timewise well-separated pairs we obtain,

$$\lim_{\tau_2 - \tau_1 \rightarrow \infty} \left\langle \mathcal{T}^\dagger \left\{ \hat{I}_{\omega_1, t_1}^\dagger \hat{I}_{\omega_2, t_2}^\dagger \right\} \mathcal{T} \left\{ \hat{I}_{\omega_3, t_3} \hat{I}_{\omega_4, t_4} \right\} \right\rangle = \left\langle \hat{I}_{\omega_1, t_1}^\dagger \hat{I}_{\omega_4, t_4} \right\rangle \left\langle \hat{I}_{\omega_2, t_2}^\dagger \hat{I}_{\omega_3, t_3} \right\rangle. \quad (58)$$

We note however that this is always non-zero as long as  $|t_1 - t_4|$  and  $|t_2 - t_3|$  are finite. In the next step, we subtract this asymptotic contraction analytically and perform the time integrations (for details see Appendix C),

$$\mathcal{I}_4(\tau) = \left( \frac{Z_0}{4\pi} \right)^2 \int_{\text{BW}} e^{i\tau(\omega_2 - \omega_3)} [s(\omega_1, \omega_4) s(\omega_2, \omega_3) + s(\omega_1, \omega_3) s(\omega_2, \omega_4) + \mathcal{C}(\omega_1, \omega_2, \omega_3, \omega_4)]. \quad (59)$$

Here  $s(\omega, \omega') = \hbar \sqrt{\omega \omega'} \langle \hat{a}_1^\dagger(\omega) \hat{a}_1(\omega') \rangle$  is the leading-order result for the emission power density,

$$s(\omega, \omega') = \pi \hbar I_c^2 \text{Re}[Z_t(\omega)] P(\hbar \omega_J - \hbar \omega) \delta(\omega - \omega'). \quad (60)$$

[Note that  $s(\omega) = (1/2\pi) \int d\omega' s(\omega, \omega')$ .] The product of two such functions describes independent emission with no phase coherence. The term  $\mathcal{C}(\omega_1, \omega_2, \omega_3, \omega_4)$  accounts for correlations between the consecutively tunneling Cooper pairs. In the considered cases it is a non-singular function of three independent frequencies.

The integration over the frequencies ( $\int_{\text{BW}}$ ) leads to the result<sup>11</sup>,

$$g^{(2)}(\tau) = \frac{\mathcal{I}_4(\tau)}{|G_{2\text{nd}}^{(1)}(0)|^2} = 1 + \left| \frac{G_{2\text{nd}}^{(1)}(\tau)}{G_{2\text{nd}}^{(1)}(0)} \right|^2 + \mathcal{G}(\tau). \quad (61)$$

The second and the third term decay eventually to zero with increasing time, and we have the property,

$$\lim_{\tau \rightarrow \infty} g^{(2)}(\tau) = 1. \quad (62)$$

This means Poissonian (independent) photon detection. The third term on the right-hand side of Eq. (61) carries information on correlations between consecutively tunneling Cooper pairs,

$$\mathcal{G}(\tau) \equiv \int_{\text{BW}} e^{i\tau(\omega_2 - \omega_3)} \frac{\mathcal{C}(\omega_1, \omega_2, \omega_3, \omega_4)}{|G_{2\text{nd}}^{(1)}(0)|^2}.$$

We can deduce from Eq. (59) that its contribution approaches zero when BW goes to zero. We have then

$$\lim_{\text{BW} \rightarrow 0} g^{(2)}(0) = 2. \quad (63)$$

This is a well-known result for chaotic radiation<sup>43</sup>. This means that even though photons are emitted independently, the absence of relative phase coherence makes them appear bunched in a detector. This is consistent with the fact that for infinitesimal bandwidth the time to detect one photon is infinitely long, and the radiation in our system has only a finite phase-coherence time.

## E. Numerical results

In Fig. 7, we plot the second-order coherence of photons at the Josephson frequency for an Ohmic TL. The results are based on numerical evaluation of Eq. (61). In the limit  $Z_0/R_Q \rightarrow 0$  the "correlation density"  $\mathcal{C}(\omega_1, \omega_2, \omega_3, \omega_4)$  in Eq. (59) is negative and centered around the Josephson frequency with an approximate total volume  $-1$  and a characteristic width  $D = 2\pi Z_0/R_Q \beta \hbar$ . This means that the photons appear independent if the detection time is much faster than thermal dephasing,  $g^{(2)}(0) \approx 1$ . When increasing  $Z_0/R_Q$ , it becomes clear that at low temperatures the emitted photons near the Josephson frequency are actually antibunched,  $g^{(2)}(0) < 1$ . In Fig. 7(a), we see that the antibunching deepens approximately linearly with  $Z_0/R_Q \ll 1$ . This observation is similar to earlier predictions for a resonantly driven single mode environment<sup>8</sup>, where  $g^{(2)}(0) = (1 - \kappa/2)^2$ . For a  $\lambda/4$ -type mode as in Ref. [6] we would have  $\kappa = 4Z_0/R_Q$ , plotted as the pink line in Fig. 7(a). The numerical results then indicate that for a "flat" (Ohmic) mode spectrum the antibunching emerges slower with increasing  $Z_0/R_Q$ . It also depends on the measurement bandwidth.

In Fig. 7(b), we plot the time dependence of the second-order coherence. In the considered situation the correlations decay in the timescale of the detector sensitivity,  $1/\Delta$ . The inverse frequency cut-off ( $Z_0 C$ ) is the fastest timescale and related effects are not observed. In additional simulations we also find that when recording photons only well above the Josephson frequency  $\omega_J$  the photons are highly bunched,  $g^{(2)} \gg 2$ . Here the two-photon emission is understood to be rather a repeated single photon emission process, triggered by an occasional large fluctuation of the junction voltage. Furthermore, photons well below  $\omega_J$  have  $g^{(2)}(0) \approx 2$ . Here, most of the detected photons are one half of an emitted pair, whose individual frequencies sum to  $\omega_J$ . Such photon pair production is triggered by vacuum fluctuations of the electromagnetic environment<sup>6</sup>.

We can compare these results to Cooper-pair transport statistics. In Ref. [51] the current noise has been evaluated to all orders in  $E_J$  for the specific case of zero temperature and high cut-off frequency. It is found that for a high voltage bias the Cooper-pair Fano factor is (slightly higher but) very close to one. This is consistent with the fact that the corresponding  $g_{\text{CP}}^{(2)}(t)$ -function of Cooper pairs (not plotted) practically shows only decaying oscillations at  $\omega_J$  with a small but positive weight

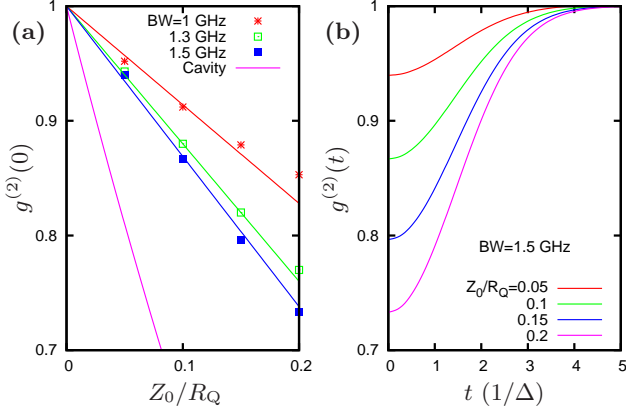


FIG. 7: (a) Second-order coherence  $g^{(2)}(0)$  of photons at the Josephson frequency  $2eV/\hbar$  for several low-Ohmic transmission lines and detection bandwidths. In the limit  $Z_0 \ll R_Q$  the statistics are close to Poissonian,  $g^{(2)}(0) \approx 1$ . The second-order coherence decreases approximately linearly with increasing  $Z_0/R_Q$ , meaning that photons become increasingly antibunched. Similar behaviour is also found in the case of a single-mode cavity<sup>8</sup> (pink line). Here  $BW = \Delta/\pi$ . (b) The time dependence  $g^{(2)}(t)$  for the largest bandwidth in (a). The antibunching vanishes in the timescale of the detector sensitivity  $1/\Delta$ . The parameters used are  $\omega_J/2\pi = 3.7$  GHz,  $T = 10$  mK, and  $C = 10$  fF. To obtain numerical convergence we have used an additional sharp cut-off of environmental modes above 13 GHz.

$\int_0^\infty dt g_{CP}^{(2)}(t) \gtrsim 0$ . This behaviour can also be deduced from the right-hand side of Fig. 5(a) (high  $V$ ). On the other hand, from Fig. 7 we found that in this limit photons at the Josephson frequency appear also almost randomly, with a slight antibunching.

We continue by investigating the second-order coherences in the Coulomb blockade regime. For this purpose we consider a stepped characteristic impedance, which provides a  $\lambda/2$  standing-wave between the junction and the step, see Fig. 8(a) (modifications to main formulas are considered in Appendix A). The setup is equivalent to a driven cavity with a small leakage and essentially increases radiation in the transmission line nearby the resonance frequency  $\omega_0$ . The photon antibunching in this setup has been studied earlier in Ref. [11]. In Fig. 8(c), we show the obtained results for the second-order coherence of photons at  $\omega_0$ . We consider a voltage bias that provides resonant single-photon assisted Cooper-pair tunneling,  $2eV = 4e^2/2C + \hbar\omega_0$ . The capacitance  $C = 50$  fF is here defined by the low-frequency cut-off frequency and is approximately double the real junction capacitance  $C_J$ <sup>11</sup>. The main result is that we observe antibunching approximately when the temperature is smaller than three times the charging energy,  $k_B T < 3E_C$ .

In Fig. 8(d), we plot the corresponding second-order coherence of Cooper-pair transport,  $g_{CP}^{(2)}(t)$ , defined in Eq. (41). This describes changes in the low-frequency current-noise due to correlations between consecutively

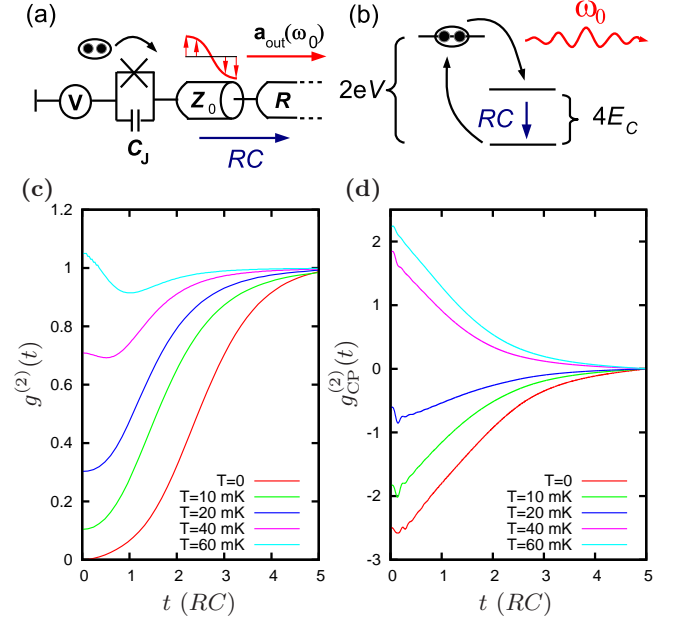


FIG. 8: (a) We consider a transmission line with a stepped characteristic impedance providing a high zero-frequency impedance ( $R = 4R_Q$ ) and a resonance at  $\omega_0/2\pi = 5$  GHz. (b) When biased at  $2eV = 4e^2/2C + \hbar\omega_0$ , the charge transport is expected to occur through repeated single-photon assisted Cooper-pair tunneling with a finite  $RC$  charging time in between. (c) Second-order coherence of the photons emitted at the resonance frequency  $\omega_0$ <sup>11</sup>. At temperatures roughly below  $3E_C/k_B \approx 60$  mK we observe antibunching within the  $RC$ -timescale. We measure photons at the resonance frequency within bandwidth  $\Delta/\pi = 1$  GHz. (d) Second-order coherence of Cooper-pair transport as defined via low-frequency current noise, Eq. (41). The  $g_{CP}^{(2)}(t)$ -function describes simultaneous changes in the low-frequency emission due to correlations between consecutively tunneling Cooper pairs.

tunneling Cooper pairs. For simplicity, we filter the current fluctuations through a low-pass  $RC$ -filter instead of  $|A(\omega)|^2$ . We see that at low temperatures the photon antibunching indeed occurs together with a decrease in the zero-frequency noise,  $\int dt g_{CP}^{(2)}(t) < 0$ . The resulting  $g_{CP}^{(2)}(t)$ -function is also characterized by an exponential-type recovery. The relevant timescale here is again the charging time  $RC$ . This is consistent with the idea of Coulomb blockade of Cooper-pair tunneling during the junction recharging. An analogous effect was found in the case of a bare high-Ohmic environment, see Section IVC 2. At short times the  $g_{CP}^{(2)}(t)$ -function is superposed by high-frequency oscillations. These are a remnant of the filtered high-frequency fluctuations, describing changes in the emission spectrum nearby the mode frequency  $\omega_0$ . When increasing the temperature a "bunching" effect emerges,  $\int dt g_{CP}^{(2)}(t) > 0$ , similarly as in the case of photon statistics. However, this occurs well before the bunching of the photons at  $\omega_0$ . This is understood within semiclassical analysis as a result of an



increased probability for consecutive Cooper-pair tunneling without emission of a second photon.

## VI. CONCLUSIONS AND OUTLOOK

In this article we developed theoretical tools for the study of continuous-mode microwave radiation emitted by inelastic Cooper-pair tunneling. We considered explicitly a voltage-biased Josephson junction terminating a semi-infinite transmission line. The evaluation of the system properties up to the fourth-order in the tunneling coupling accounted for nonequilibrium dynamics between consecutively tunneling Cooper pairs. Particularly, we investigated how the interaction between consecutively tunneling Cooper pairs affects the finite-frequency current-noise and the second-order coherence of the emitted photons. We also addressed the general connection between the junction current noise, voltage noise, radiation power, and the first-order coherence of the emitted photons. The fourth-order approach accesses phenomena emerging in weak non-equilibrium in the dynamical Coulomb blockade.

This formalism is a complementary tool for investigating nonclassical microwave production in Josephson-junction-resonator systems, for example, among the versatile Jaynes-Cummings type approaches<sup>7,8,18</sup>. It is particularly useful for investigating the regime of weak photon emission, as it is able to model arbitrary forms of the electromagnetic environment, including the "flat" Ohmic transmission line. It also directly addresses an important experimentally accessible observable, the continuous-mode emission field, and naturally accounts for thermal noise and dephasing present in all experiments. The regime of weak photon flux is very relevant in certain quantum-information applications, including production of single-photons and entangled photon pairs.

Finally, we found close relations between different moments of the junction current and the second-order coherence of the emitted radiation. This raises motivation for further studies of such relations and their form in situations beyond the perturbative regime. The question asked is whether microwave correlation measurements can also give new information about counting statistics and related properties of the mesoscopic charge transport.

## Acknowledgments

We thank M. Hofheinz, F. Portier, A. Grimm, and O. Parlavecchio for numerous motivating discussions. This work was financially supported by the Swedish Research Council and by the EU STREP project PROMISCE.

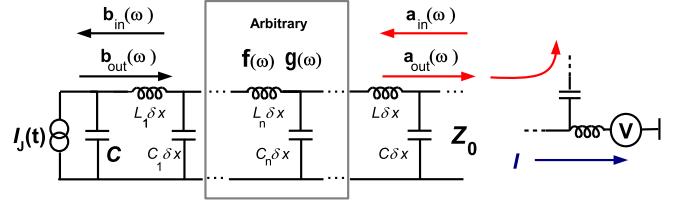


FIG. 9: In the more general analysis we consider an arbitrary transmission line section that is from one side terminated by the Josephson junction and from the other side connected to a semi-infinite transmission line with a constant characteristic impedance  $Z_0$ . In an experimental setup the outgoing high-frequency radiation can be measured independently from the direct current by using a bias-T<sup>5</sup>.

## Appendix A: General transmission line

Here we study changes to main formulas when the nearby electromagnetic environment has resonance frequencies. The explicit setup we consider is shown in Fig. 9. At certain distance from the Josephson junction the emitted radiation leaks to a semi-infinite transmission line ( $Z_0$ ), wherefrom its properties can be measured. At the chip the nearby microwave circuit is otherwise arbitrary but ends to a segment of transmission line with a characteristic impedance  $Z_1$ , which is then terminated by the junction. Applying classical electric-circuit analysis, the region between the free space and the junction can be described by transfer functions  $g(\omega)$  and  $f(\omega)$ , which connect the incoming and outgoing components of the traveling wave. The same functions also connect the corresponding field operators and we have

$$\hat{b}_{\text{out}}(\omega) = f(\omega)\hat{a}_{\text{in}}(\omega) + g(\omega)\hat{a}_{\text{out}}(\omega) \quad (\text{A.64})$$

$$\hat{b}_{\text{in}}(\omega) = g^*(\omega)\hat{a}_{\text{in}}(\omega) + f^*(\omega)\hat{a}_{\text{out}}(\omega). \quad (\text{A.65})$$

Here  $\hat{b}(\omega)$  refers to the field operator beside the junction, see Fig. 9. The functions  $g(\omega)$  and  $f(\omega)$  depend on the realization of the circuit, but always satisfy the condition  $|g(\omega)|^2 - |f(\omega)|^2 = 1$ . This relation is valid for a lossless and reciprocal network<sup>52</sup>.

To evaluate the junction phase fluctuations for  $I_J = 0$ , we Fourier transform the boundary condition at the junction and obtain

$$c(\omega)\hat{b}_{\text{out}}(\omega) - c^*(\omega)\hat{b}_{\text{in}}(\omega) = 0, \quad (\text{A.66})$$

where we have defined  $c(\omega) = 1 - iZ_1C_J\omega$ . The solution is  $\hat{b}_{\text{out}}(\omega) = e^{i\theta}\hat{b}_{\text{in}}(\omega)$ , where  $e^{i\theta} = c^*(\omega)/c(\omega)$ . Combining this with equations (A.64-A.65) we obtain

$$\hat{a}_{\text{out}} = \frac{f(\omega)e^{-i\theta} - g^*(\omega)}{f^*(\omega) - g(\omega)e^{-i\theta}}\hat{a}_{\text{in}}. \quad (\text{A.67})$$

The operator describing the phase difference across the



Josephson junction is now propotional to the sum

$$\begin{aligned}\hat{b}_{\text{in}} + \hat{b}_{\text{out}} &= \hat{b}_{\text{in}}(1 + e^{i\theta}) \\ &= (1 + e^{i\theta}) \left( \frac{|f(\omega)|^2 e^{-i\theta} - |g(\omega)|^2 e^{-i\theta}}{f^*(\omega) - g(\omega)e^{-i\theta}} \right) \hat{a}_{\text{in}}(\omega) \\ &= \frac{2}{c(\omega)g(\omega) - c^*(\omega)f^*(\omega)} \hat{a}_{\text{in}}(\omega).\end{aligned}\quad (\text{A.68})$$

The factor in front of the operator  $\hat{a}_{\text{in}}(\omega)$  is proportional to the modified form of  $A(\omega)$ . To check the consistency of this we also solve the out-field  $\hat{a}_{\text{out}}(\omega)$  resulting from a tunneling current.

In the region of  $Z_0$  we have no input field from the semi-infinite transmission line that would originate from the tunneling current. Therefore, for finite orders in  $E_J$  Eqs. (A.64-A.65) get the form

$$\hat{b}_{\text{out}}(\omega) = g(\omega)\hat{a}_{\text{out}}(\omega), \quad (\text{A.69})$$

$$\hat{b}_{\text{in}}(\omega) = f^*(\omega)\hat{a}_{\text{out}}(\omega). \quad (\text{A.70})$$

The field at the junction has to satisfy,

$$\hat{b}_{\text{out}}(\omega) = \hat{b}_{\text{in}}(\omega)e^{i\theta(\omega)} + i\frac{\sqrt{Z_1/\hbar\omega\pi}}{c(\omega)} \int_{-\infty}^{\infty} e^{i\omega t} dt \hat{I}_J(t).$$

It follows then (for finite orders in  $E_J$ )

$$\begin{aligned}\hat{a}_{\text{out}}(\omega) &= \\ i\sqrt{\frac{Z_1}{\hbar\omega\pi}} \frac{1}{[c(\omega)g(\omega) - c^*(\omega)f^*(\omega)]} \int_{-\infty}^{\infty} e^{i\omega t} dt \hat{I}_J(t).\end{aligned}\quad (\text{A.71})$$

From the two above calculations we deduce that the phase fluctuations and the output field are both described as in the main part of the article, but with the redefinition

$$A(\omega) = \sqrt{\frac{Z_1}{Z_0}} \frac{1}{[c(\omega)g(\omega) - c^*(\omega)f^*(\omega)]}. \quad (\text{A.72})$$

The discussed Ohmic transmission line is obtained as the special case  $g(\omega) = 1$ ,  $f(\omega) = 0$ , and  $Z_1 = Z_0$ . The step impedance considered in Section V E consists of impedance  $Z_1$  of length  $d$  connected to the open line with  $Z_0$ . This is described by  $g = (\sqrt{Z_1/Z_0} + \sqrt{Z_0/Z_1})/2$  and  $f = (\sqrt{Z_0/Z_1} - \sqrt{Z_1/Z_0})e^{-2ik_\omega^1 d}/2$ .

## Appendix B: Derivation of $G^{(2)}(\tau)$

Here we show how the different terms and the Keldysh time-ordering emerge in the derivation of the term  $G^{(2)}$ , defining the second-order coherence. We take use of the solution for  $\hat{a}_0(\omega)$ ,

$$\hat{a}_0(\omega) = \frac{\Phi_0}{2\pi} \frac{1}{A^*(\omega)} \sqrt{\frac{\omega}{4\pi\hbar Z_0}} \int_{-\infty}^{\infty} e^{i\omega t} \hat{\phi}_0(t). \quad (\text{A.73})$$

We also use

$$\begin{aligned}\langle e^{-i\hat{\phi}} \hat{\phi}' \hat{\phi}'' e^{i\hat{\phi}'''} \rangle &= \langle e^{-i\hat{\phi}} e^{i\hat{\phi}'''} \rangle \times \\ &\left\{ \langle \hat{\phi}' \hat{\phi}'' \rangle + [\langle \hat{\phi}'' \hat{\phi}''' \rangle - \langle \hat{\phi} \hat{\phi}'' \rangle] [\langle \hat{\phi} \hat{\phi}' \rangle - \langle \hat{\phi}' \hat{\phi}''' \rangle] \right\}.\end{aligned}\quad (\text{A.74})$$

Here we have simplified the notation by using  $\hat{\phi} \equiv \hat{\phi}_0(t)$ . We note that the bare operators  $\hat{\phi}'$  and  $\hat{\phi}''$  become contracted both to  $\hat{\phi}$  (left) and to  $\hat{\phi}'''$  (right). It turns out that the free evolution  $\hat{\phi}'$  has to be paired to left, and  $\hat{\phi}''$  to right in order to have contribution at zero temperature. The relevant in the following is then

$$\lim_{T \rightarrow 0} \langle e^{-i\hat{\phi}} \hat{\phi}' \hat{\phi}'' e^{i\hat{\phi}'''} \rangle = \langle e^{-i\hat{\phi}} e^{i\hat{\phi}'''} \rangle \langle \hat{\phi} \hat{\phi}' \rangle \langle \hat{\phi}'' \hat{\phi}''' \rangle.$$

We can generalize this to higher order terms by noting that  $e^{i\hat{\phi}(t)} e^{i\hat{\phi}(x)} = e^{i\hat{\phi}(t)+i\hat{\phi}(x)} c(t-x)$ , where  $c(t)$  is a complex number, which can be used to deduce that

$$\begin{aligned}\lim_{T \rightarrow 0} \langle e^{-i\hat{\phi}} e^{-i\hat{\phi}^x} \hat{\phi}' \hat{\phi}'' e^{i\hat{\phi}^y} e^{i\hat{\phi}'''} \rangle \\ = \langle e^{-i\hat{\phi}} e^{-i\hat{\phi}^x} e^{i\hat{\phi}^y} e^{i\hat{\phi}'''} \rangle \langle (\hat{\phi} + \hat{\phi}^x) \hat{\phi}' \rangle \langle \hat{\phi}'' (\hat{\phi}^y + \hat{\phi}''') \rangle.\end{aligned}\quad (\text{A.75})$$

In the next step we use the result (30) for the phase correlations, which leads to

$$\int_{-\infty}^{\infty} e^{-i\omega' t'} \langle \hat{\phi}_0(x) \hat{\phi}_0(t') \rangle = \frac{4\pi}{\omega'} \frac{Z_0 |A(\omega')|^2}{R_Q} \frac{e^{-i\omega' x}}{1 - e^{-\beta\hbar\omega'}}.$$

We get for  $\langle \hat{a}_2^\dagger(\omega) \hat{a}_0^\dagger(\omega') \hat{a}_0(\omega'') \hat{a}_2(\omega''') \rangle$  (that we name from now on as the term [2002], similarly for others)

$$\begin{aligned}&\int_{-\infty}^{\infty} dt \int_{-\infty}^{\infty} dt''' \int_{-\infty}^t dx \int_{-\infty}^{t'''} dy \\ &\times \langle [e^{-i\hat{\phi}}, e^{-i\hat{\phi}^x}] [e^{i\hat{\phi}^y}, e^{i\hat{\phi}'''}] \rangle \\ &\times \frac{I_c^4 Z_0^2 A^*(\omega) A^*(\omega') A(\omega'') A(\omega''')}{\pi^2 \hbar^2 \sqrt{\omega \omega' \omega'' \omega'''}} \\ &\times e^{-i\omega t} e^{it'''} e^{-i\omega' x} (e^{-i\omega' t} + e^{-i\omega'' y} + e^{-i\omega'' t'''}).\end{aligned}\quad (\text{A.76})$$

The front factor is the same as in the term [1111],  $\langle \hat{a}_1^\dagger(\omega) \hat{a}_1^\dagger(\omega') \hat{a}_1(\omega'') \hat{a}_1(\omega''') \rangle$ . However, in [2002] a time-ordering appears and the possibility to have various energy factors (different terms after the expansion of the two multiplied parentheses). From [2002] we pick up a term similar to [1111] [other terms contribute to  $\mathcal{I}_2(\tau)$ ]

and  $\mathcal{I}_3(\tau)$

$$\begin{aligned}
& \left\langle \hat{a}_2^\dagger(\omega) \hat{a}_0^\dagger(\omega') \hat{a}_0(\omega'') \hat{a}_2(\omega''') \right\rangle \rightarrow \quad (\text{A.77}) \\
& + \mathcal{T}(t' \rightarrow t) \left\langle \hat{a}_1^\dagger(\omega) \hat{a}_1^\dagger(\omega') \hat{a}_1(\omega'') \hat{a}_1(\omega''') \right\rangle \mathcal{T}(t'' \rightarrow t''') \\
& + \mathcal{T}(t' \rightarrow t) \left\langle \hat{a}_1^\dagger(\omega') \hat{a}_1^\dagger(\omega) \hat{a}_1(\omega'') \hat{a}_1(\omega''') \right\rangle \mathcal{T}(t'' \rightarrow t''') \\
& - \mathcal{T}(t' \rightarrow t) \left\langle \hat{a}_1^\dagger(\omega) \hat{a}_1^\dagger(\omega') \hat{a}_1(\omega''') \hat{a}_1(\omega'') \right\rangle \mathcal{T}(t'' \rightarrow t''') \\
& - \mathcal{T}(t' \rightarrow t) \left\langle \hat{a}_1^\dagger(\omega') \hat{a}_1^\dagger(\omega) \hat{a}_1(\omega'') \hat{a}_1(\omega''') \right\rangle \mathcal{T}(t'' \rightarrow t''').
\end{aligned}$$

Here  $\mathcal{T}$  stands for time ordering. The time-ordering is always the same but the terms inside the expectation value exchange their positions. The first term on the right-hand side has the same energy-arguments as the term [1111], but has a fixed time ordering.

Similar calculation can also be done for terms [1102] and [2011]. We use here the relation

$$\left\langle e^{-i\hat{\phi}} \hat{\phi}'' e^{i\hat{\phi}'''} \right\rangle = \left\langle e^{-i\hat{\phi}} e^{i\hat{\phi}'''} \right\rangle \left[ -i \left\langle \hat{\phi} \hat{\phi}'' \right\rangle + i \left\langle \hat{\phi}'' \hat{\phi}''' \right\rangle \right].$$

We note that when contracting to left, a minus sign appears. The zero-temperature limit gives

$$\begin{aligned}
& \left\langle \hat{a}_1^\dagger(\omega) \hat{a}_1^\dagger(\omega') \hat{a}_0(\omega'') \hat{a}_2(\omega''') \right\rangle \quad (\text{A.78}) \\
& + \left\langle \hat{a}_2^\dagger(\omega) \hat{a}_0^\dagger(\omega') \hat{a}_1(\omega'') \hat{a}_1(\omega''') \right\rangle \\
& = - \left\langle \hat{a}_1^\dagger(\omega) \hat{a}_1^\dagger(\omega') \hat{a}_1(\omega'') \hat{a}_1(\omega''') \right\rangle \mathcal{T}(t'' \rightarrow t''') \\
& - \mathcal{T}(t' \rightarrow t) \left\langle \hat{a}_1^\dagger(\omega) \hat{a}_1^\dagger(\omega') \hat{a}_1(\omega'') \hat{a}_1(\omega''') \right\rangle \\
& + \left\langle \hat{a}_1^\dagger(\omega) \hat{a}_1^\dagger(\omega') \hat{a}_1(\omega''') \hat{a}_1(\omega'') \right\rangle \mathcal{T}(t'' \rightarrow t''') \\
& + \mathcal{T}(t' \rightarrow t) \left\langle \hat{a}_1^\dagger(\omega') \hat{a}_1^\dagger(\omega) \hat{a}_1(\omega'') \hat{a}_1(\omega''') \right\rangle.
\end{aligned}$$

We obtain that the first and the second term kill all time-orderings from [1111], except the natural ones where inner operators follow timewise the outer operators ( $t' > t$  and  $t'' > t'''$ ). The second term on the right-hand side of Eq. (A.78) on the other hand gives the same term but with interchanged energy-arguments ( $\omega \rightarrow \omega'$  and  $\omega'' \rightarrow \omega'''$ ). The rest of the terms give the same contribution for ( $\omega \rightarrow \omega'$  or  $\omega'' \rightarrow \omega'''$ ). After summation of all possible terms, the overall integration can be rewritten in the compact form

$$\begin{aligned}
& \int_{-\infty}^{\infty} dt \int_{-\infty}^{\infty} dt' \int_{-\infty}^{\infty} dt'' \int_{-\infty}^{\infty} dt''' \\
& \times \left\langle \mathcal{T}^\dagger \left\{ \hat{I}_{\omega,t}^\dagger \hat{I}_{\omega',t'}^\dagger \right\} \mathcal{T} \left\{ \hat{I}_{\omega'',t''} \hat{I}_{\omega''',t'''} \right\} \right\rangle.
\end{aligned}$$

We find that the Keldysh time-ordering appears in the final expression only when summation over all terms in the fourth order is performed.

### Appendix C: Evaluation of $\mathcal{I}_4(\tau)$

At the center of the explicit evaluation of  $\mathcal{I}_4(\tau)$  is the correlator

$$\begin{aligned}
& \left\langle e^{-i\hat{\phi}} e^{-i\hat{\phi}'} e^{i\hat{\phi}''} e^{i\hat{\phi}'''} \right\rangle = \quad (\text{A.79}) \\
& \exp [J(t-t'') + J(t-t''') + J(t'-t'') + \\
& J(t'-t''') - J(t-t') - J(t''-t''')].
\end{aligned}$$

We include here only forward directed Cooper-pair tunnellings, meaning  $\hat{a} \propto e^{i\hat{\phi}}$ , other directions are treated similarly. We need to perform time integration over the expression (A.79) multiplied by specific energy factors given below. To do this we define a new set of variables,

$$\begin{aligned}
x &= t' - t''' & t' &= \frac{2x + y - z + 4s}{4} \\
y &= t' - t'' & t &= \frac{-2x + y + 3z + 4s}{4} \\
z &= t - t''' & t'' &= \frac{2x - 3y - z + 4s}{4} \\
s &= \frac{t + t' + t'' + t'''}{4} & t''' &= \frac{-2x + y - z + 4s}{4}
\end{aligned}$$

We get for the correlator on the right-hand side of equation (A.79),

$$e^{J(y)+J(z)} \left[ e^{J(x)+J(y+z-x)-J(x-y)-J(z-x)} \right]. \quad (\text{A.80})$$

This has no dependence on  $s$  and when integrating over  $s$  we get a term  $2\pi\delta(\omega + \omega' - \omega'' - \omega''')$ , accounting for energy conservation.

A central role in the following is played by the term inside the large parentheses of Eq. (A.80). The asymptotic behaviour of this term for  $x \rightarrow \infty$  is 1. This means that integration over  $x$  seems to produce an extra  $\delta$ -function. A more careful analysis shows that this holds when  $x > y, z$ , or  $x < y, z$ , the integration over  $x$  should be done with this restriction. This means  $t' > t$  and  $t'' > t'''$  (Keldysh time-ordering), or the opposite.

We proceed to perform integration over  $x$ . We need to multiply the correlator by an additional energy-factor of type,

$$E(x, y, z) = e^{ix(\omega'' - \omega')} e^{iy(\omega_3 - \omega'')} e^{iz(\omega_3 - \omega)}. \quad (\text{A.81})$$

We have used here the condition coming from the  $s$ -integration,  $\omega + \omega' = \omega'' + \omega'''$ . It turns out to be numerically convenient to consider the sum of the two integration orders,  $x > y, z$  and  $x < y, z$  (not only the first one). This can be mapped to complex conjugation of the

integral. In the following we take use of the property

$$\begin{aligned} & \left[ A_\omega \int_{\text{Max}(y,z)}^\infty dx + A_\omega^* \int_{-\infty}^{\text{Min}(y,z)} dx \right] e^{x(\omega''-\omega')} \quad (\text{A.82}) \\ &= 2\pi |A_\omega| \delta(\omega'' - \omega') + \\ &+ i \left( A_\omega e^{i(\omega''-\omega')\text{Max}(y,z)} - A_\omega^* e^{i(\omega''-\omega')\text{Min}(y,z)} \right) \frac{\mathcal{P}}{\omega'' - \omega'}. \end{aligned}$$

Here  $\mathcal{P}$  stands for principal value integration. The  $\delta$ -function can now be integrated over  $y$  and  $z$ , leading to a contribution of type

$$\frac{1}{2} s(\omega, \omega''') s(\omega', \omega''), \quad (\text{A.83})$$

where  $s(\omega, \omega')$  is the leading-order result for the emission-power density, Eq. (60). When exchanging  $\omega \leftrightarrow \omega'$  and  $\omega'' \leftrightarrow \omega'''$ , that emerges due to the time-ordering in Eq. (53), we get the same result, which ultimately removes the factor 1/2. When exchanging only one of the energy arguments we get two contributions of type

$$\frac{1}{2} s(\omega, \omega'') s(\omega', \omega'''). \quad (\text{A.84})$$

These are the dominating contribution in the zero bandwidth limit,  $\text{BW} \rightarrow 0$ .

Finite-bandwidth correlations are described by terms beyond Eqs. (A.83-A.84). In the main part of the article we marked their contribution as the function  $\mathcal{C}(\omega_1, \omega_2, \omega_3, \omega_4)$ , whose analytical form is now

$$\mathcal{C} = \left( \frac{Z_0 J_c^2}{4\pi} \right)^2 \times \quad (\text{A.85})$$

$$\begin{aligned} & \sum_{\omega_1 \leftrightarrow \omega_2, \omega_3 \leftrightarrow \omega_4} C(\omega_1, \omega_2, \omega_3, \omega_4) \delta(\omega_1 + \omega_2 - \omega_3 - \omega_4) \\ & C = i \int_{-\infty}^\infty dy \int_{-\infty}^\infty dz e^{J(y)} e^{J(z)} \quad (\text{A.86}) \\ & \times \left( A_\omega e^{i(\omega''-\omega')\text{Max}(y,z)} - A_\omega^* e^{i(\omega''-\omega')\text{Min}(y,z)} \right) \\ & \times \frac{\mathcal{P}}{\omega'' - \omega'} e^{i(\omega_3 - \omega'')y} e^{i(\omega_1 - \omega)z} \\ & + \int_{-\infty}^\infty dy \int_{-\infty}^\infty dz F(y, z) e^{J(y)} e^{J(z)} e^{iy(\omega_3 - \omega'')} e^{iz(\omega_1 - \omega)}. \end{aligned}$$

Here the summation is performed over exchanging the energy arguments as indicated (in total four terms). We have also introduced a term

$$\begin{aligned} F(y, z) &\equiv \left[ A_\omega \int_{\text{Max}(y,z)}^\infty dx + A_\omega^* \int_{-\infty}^{\text{Min}(y,z)} dx \right] \\ &\times \left[ e^{J(y)+J(y+z-x)-J(x-y)-J(z-x)} - 1 \right] e^{i(\omega''-\omega')x}. \end{aligned}$$

The results presented in Section V E are based on numerical evaluation of  $\mathcal{C}$  using two- and three-dimensional fast Fourier transformations.

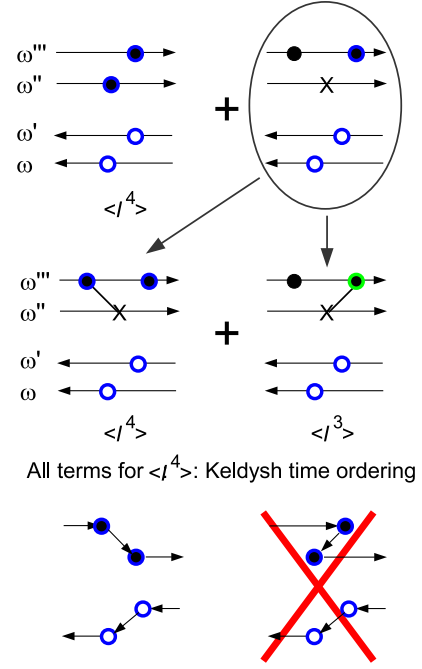


FIG. 10: Visualization of full calculation of  $G^{(2)}$ . Each contribution in the summation (51) is given a four-branched diagram. The two upper branches correspond to photon annihilation operators,  $\hat{a}(\omega_3)$  and  $\hat{a}(\omega_4)$ , and the two lower to creation operators,  $\hat{a}^\dagger(\omega_1)$  and  $\hat{a}^\dagger(\omega_2)$ . The circles describe timings of tunneling events in operators  $\hat{a}_n$  ( $n \geq 1$ ) (see Section IV A) and letters X are related to the vacuum noise ( $n = 0$ ). Initially, only the last tunneling of  $\hat{a}_n$  ( $n \geq 1$ ) is associated with Fourier frequency, marked as the blue shell, whereas circles with no extra shell describe previous (time-ordered) evolution on the same branch. There is no time-ordering between points at different branches. In the ensemble average, the vacuum-noise operators (X) contribute only when placed to inner branches. There they become connected to the circles of the same time direction, changing them either to blue (with Fourier frequency of the inner branch), or to green (with the sum of Fourier frequencies of the two branches). The total number of coloured shells gives the order of the current moment this expression is related. After summation over all terms a Keldysh time-ordering appears, which allows expressing the result using only two branches.

#### Appendix D: Terms $\mathcal{I}_2(\tau)$ and $\mathcal{I}_3(\tau)$

The full calculation of  $G^{(2)}(\tau)$  is visualized in Fig. 10. We see that also other contributions than  $\mathcal{I}_4(\tau)$  appear when disentangling the phase operators in all possible ways. Particularly, a set of contributions [which we mark  $\mathcal{I}_2(\tau)$ ] can be mapped to the second moment of the junction current. In Fig. 10, this corresponds to terms where the inner operators  $\hat{a}^\dagger(\omega_2)$  and  $\hat{a}(\omega_3)$  are of zeroth order and connected to the green points on the outer branches. The green points correspond to picking the energy factors  $e^{-i\omega't}$  and  $e^{i\omega''t''}$  in contribution (A.76). This type

of a relation turns out to hold in all orders. We get

$$\mathcal{I}_2(\tau) = \left(\frac{\hbar Z_0}{4\pi}\right)^2 \frac{2}{\pi \hbar R_Q} \int_{\text{BW}} A_\omega \int_{\text{times}} e^{i\tau(\omega' - \omega'')} \\ \times \left\langle \hat{I}_J(t_1) \hat{I}_J(t_4) \right\rangle e^{it_1(\omega_1 + \omega_2)} e^{-it_4(\omega_3 + \omega_4)}.$$

This expression can be further recasted in the form

$$\mathcal{I}_2(\tau) = \left(\frac{\hbar Z_0}{4\pi}\right)^2 \frac{4}{\hbar R_Q} \int_{\text{BW}} A_\omega e^{i\tau(\omega' - \omega'')} \quad (\text{A.87}) \\ \times \left\langle \hat{I}_J(t) \hat{I}_J(0) \right\rangle_{\omega_1 + \omega_2} \delta(\omega_1 + \omega_2 - \omega_3 - \omega_4).$$

In Section IV, this type of an expression was evaluated up to the fourth-order in the critical current.

Similarly, a set of contributions [which we mark  $\mathcal{I}_3(\tau)$ ] can be mapped to evaluation of third moment of the current fluctuations when expanded to fourth order in the tunneling coupling. A contribution here can be written in the qualitative form

$$\int_{\text{times}} \mathcal{T}^\dagger \left\{ \hat{I}_{\omega,t} \hat{I}_{\omega',t'} \right\} \hat{I}_J(t''') e^{-it'''(\omega'' + \omega''')} + \\ \int_{\text{times}} \hat{I}_J(t) e^{it(\omega + \omega')} \mathcal{T} \left\{ \hat{I}_{\omega'',t''} \hat{I}_{\omega''',t'''} \right\}. \quad (\text{A.88})$$

Here the operators  $\hat{I}(t)$  and  $\hat{I}(t''')$  are expanded to the second order in the tunnel coupling. The other terms have also a similar form

$$\int_{\text{times}} \mathcal{T}^\dagger \left\{ \hat{I}_{\omega,t} \hat{I}_{\omega',t'} \right\} \hat{I}_{t''',\omega'' + \omega'''} \\ + \hat{I}_{t,\omega + \omega'} \int_{\text{times}} \mathcal{T} \left\{ \hat{I}_{\omega'',t''} \hat{I}_{\omega''',t'''} \right\}. \quad (\text{A.89})$$

Here the operators inside the braces are expanded in the third order of the tunneling coupling. The expansion is made by inserting a free evolution term before, between, or after the time-ordered operators  $\hat{I}_{\omega,t}$ . A more detailed analysis of these type of contributions is a subject of future works.

- 
- <sup>1</sup> M. H. Devoret, D. Esteve, H. Grabert, G.-L. Ingold, H. Pothier, and C. Urbina, Phys. Rev. Lett. **64**, 1824 (1990).
  - <sup>2</sup> S. M. Girvin, L. I. Glazman, M. Jonson, D. R. Penn, and M. D. Stiles, Phys. Rev. Lett. **64**, 3183 (1990).
  - <sup>3</sup> G.-L. Ingold and Yu. V. Nazarov, in *Single Charge Tunneling: Coulomb Blockade Phenomena in Nanostructures*, edited by H. Grabert and M. H. Devoret (Plenum, New York, 1992), p.21.
  - <sup>4</sup> T. Holst, D. Esteve, C. Urbina, and M. H. Devoret, Phys. Rev. Lett. **73**, 3455 (1994).
  - <sup>5</sup> M. Hofheinz, F. Portier, Q. Baudouin, P. Joyez, D. Vion, P. Bertet, P. Roche, and D. Esteve, Phys. Rev. Lett. **106**, 217005 (2011).
  - <sup>6</sup> J. Leppäkangas, G. Johansson, M. Marthaler, and M. Fogelström, Phys. Rev. Lett. **110**, 267004 (2013).
  - <sup>7</sup> A. D. Armour, M. P. Blencowe, E. Bahimi, A. J. Rimberg, Phys. Rev. Lett. **111** 247001 (2013).
  - <sup>8</sup> V. Gramich, B. Kubala, S. Rocher, J. Ankerhold, Phys. Rev. Lett. **111** 247002 (2013).
  - <sup>9</sup> A. D. Armour, B. Kubala, and J. Ankerhold, Phys. Rev. B **91**, 184508 (2015).
  - <sup>10</sup> M. Trif and P. Simon, Phys. Rev. B **92**, 014503 (2015).
  - <sup>11</sup> J. Leppäkangas, M. Fogelström, A. Grimm, M. Hofheinz, M. Marthaler, and G. Johansson, Phys. Rev. Lett. **115** 027004 (2015).
  - <sup>12</sup> S. Dambach, B. Kubala, V. Gramich, and J. Ankerhold, Phys. Rev. B **92**, 054508 (2015).
  - <sup>13</sup> C. W. J. Beenakker and H. Schomerus, Phys. Rev. Lett. **86** 700 (2001).
  - <sup>14</sup> C. W. J. Beenakker and H. Schomerus, Phys. Rev. Lett. **93** 096801 (2004).
  - <sup>15</sup> O. Parlavacchio, C. Altimiras, J.-R. Souquet, P. Simon, I. Safi, P. Joyez, D. Vion, P. Roche, D. Esteve, and F. Portier, Phys. Rev. Lett. **114** 126801 (2015).
  - <sup>16</sup> P.-Q. Jin, M. Marthaler, J. H. Cole, A. Shnirman, and G. Schön, Phys. Rev. B **84**, 035322 (2011).
  - <sup>17</sup> C. Padurariu, F. Hassler, and Y. V. Nazarov, Phys. Rev. B **86**, 054514 (2012).
  - <sup>18</sup> M. Marthaler, J. Leppäkangas, and J. H. Cole, Phys. Rev. B **83**, 180505(R) (2011).
  - <sup>19</sup> J. Leppäkangas, G. Johansson, M. Marthaler, and M. Fogelström, New J. Phys. **16**, 015015 (2014).
  - <sup>20</sup> J.-R. Souquet, M.J. Woolley, J. Gabelli, P. Simon, A. A. Clerk, Nature Communications **5**, 5562 (2014).
  - <sup>21</sup> J. Jin, M. Marthaler, and G. Schön, Phys. Rev. B **91**, 085421 (2015).
  - <sup>22</sup> A. Cottet, T. Kontos, and B. Doucot, Phys. Rev. B **91**, 205417 (2015).
  - <sup>23</sup> U. C. Mendes and C. Mora, New J. Phys. **17**, 113014 (2015).
  - <sup>24</sup> F. Qassemi, A. L. Grimsmo, B. Reulet, and A. Blais, arXiv:1507.00322.
  - <sup>25</sup> F. Hassler and D. Otten, Phys. Rev. B **92**, 195417 (2015).
  - <sup>26</sup> E. Zakka-Bajjani, J. Dufouleur, N. Coulombel, P. Roche, D. C. Glatli, and F. Portier, Phys. Rev. Lett. **104**, 206802 (2010).
  - <sup>27</sup> Yu. A. Pashkin, H. Im, J. Leppäkangas, T. F. Li, O. Astafiev, A. A. Abdumalikov Jr., E. Thuneberg, and J. S. Tsai, Phys. Rev. B **83**, 020502(R) (2011).
  - <sup>28</sup> G. Gasse, C. Lupien, and B. Reulet, Phys. Rev. Lett. **111**, 136601 (2013).

- <sup>29</sup> J.-C. Forgues, C. Lupien, and B. Reulet, Phys. Rev. Lett. **113**, 043602 (2014).
- <sup>30</sup> J.-C. Forgues, C. Lupien, and B. Reulet, Phys. Rev. Lett. **114**, 130403 (2015).
- <sup>31</sup> C. Altimiras, O. Parlavecchio, P. Joyez, D. Vion, P. Roche, D. Esteve, and F. Portier, Phys. Rev. Lett. **112**, 236803 (2014).
- <sup>32</sup> M. R. Delbecq L. E. Bruhat J. J. Viennot S. Datta, A. Cottet, and T. Kontos, Nature Communications **4** 1400 (2013).
- <sup>33</sup> F. Chen, J. Li, A. D. Armour, E. Brahim, J. Stettenheim, A. J. Sirois, R. W. Simmonds, M. P. Blencowe, and A. J. Rimberg Phys. Rev. B **90**, 020506(R) (2014).
- <sup>34</sup> Y.-Y. Liu, J. Stehlik, C. Eichler, M. J. Gullans, J. M. Taylor, and J. R. Petta, Science **347**, 285 (2015).
- <sup>35</sup> R. H. Koch, D. J. Van Harlingen, and J. Clarke, Phys. Rev. Lett. **45**, 2132 (1980).
- <sup>36</sup> R. H. Koch, D. J. Van Harlingen, and J. Clarke, Phys. Rev. Lett. **47**, 1216 (1981).
- <sup>37</sup> K. K. Likharev, *Dynamics of Josephson Junctions and Circuits* (Gordon and Breach, New York, 1986).
- <sup>38</sup> M. Fleischhauer, J. Phys. A **31**, 453 (1998).
- <sup>39</sup> H. Grabert, G.-L. Ingold, and B. Paul, Europhys. Lett. **44**, 360 (1998).
- <sup>40</sup> G.-L. Ingold and H. Grabert, Phys. Rev. Lett. **83**, 3721 (1999).
- <sup>41</sup> M. Wallquist, V. S. Shumeiko, and G. Wendin, Phys. Rev. B **74**, 224506 (2006).
- <sup>42</sup> We note that in Refs. [6,19] we have made a sign error in the inductive term in the boundary condition of Eq. (9), which means that all the equations there should be considered with changes  $I_c \rightarrow -I_c$  and  $C_J \rightarrow -C_J$ . This has no effect on any final result of these articles.
- <sup>43</sup> D. F. Walls and G.J. Milburn, *Quantum Optics* (Springer, Berlin, 2008).
- <sup>44</sup> C. Gardiner and P. Zoller, *Quantum Noise* (Springer, Berlin, 2004).
- <sup>45</sup> R. Loudon, *The Quantum Theory of Light* (Oxford University, New York, 2010).
- <sup>46</sup> H. Schoeller and G. Schön, Phys. Rev. B **50**, 18436 (1994).
- <sup>47</sup> M. Marthaler and J. Leppäkangas, arXiv:1510.01985.
- <sup>48</sup> B. Reulet, J. Gabelli, L. Spietz, and D. E. Prober, arXiv:1001.3034.
- <sup>49</sup> B. Reulet, J. Senzier, and D. E. Prober, Phys. Rev. Lett. **91**, 196601 (2003).
- <sup>50</sup> C. Emary, C. Pörtl, A. Carmele, J. Kabuss, A. Knorr, and T. Brandes, Phys. Rev. B **85**, 165417 (2012).
- <sup>51</sup> H. Grabert and G.-L. Ingold, Europhys. Lett. **58**, 429 (2002).
- <sup>52</sup> D. M. Pozar, *Microwave Engineering, 2nd ed.* (Wiley, New York, 1998).