

Quantum-phase synchronization

Lukas J. Fiderer¹, Marek Kuś² and Daniel Braun¹

¹ Eberhard-Karls-Universität Tübingen, Institut für Theoretische Physik, 72076 Tübingen, Germany

² Center for Theoretical Physics of the Polish Academy of Sciences, 02-068 Warsaw, Poland

We study mechanisms that allow one to synchronize the quantum phase of two qubits relative to a fixed basis. Starting from one qubit in a fixed reference state and the other in an unknown state, we find that contrary to the impossibility of perfect quantum cloning, the quantum-phase can be synchronized perfectly through a joined unitary operation. When *both* qubits are initially in a pure unknown state, perfect quantum-phase synchronization through unitary operations becomes impossible. In this situation we determine the optimal average quantum-phase synchronization fidelity, the distribution of relative phases and fidelities, and identify quantum circuits that enable this optimal fidelity. We show that a subset of these optimal quantum circuits achieve perfect quantum-phase synchronization for a class of unknown initial states restricted to the equatorial plane of the Bloch sphere.

Introduction. The quantum mechanical phase marks arguably the most profound deviation of quantum mechanics from classical mechanics. It is at the base of all quantum mechanical interference as displayed e.g. in the double slit experiment, and, in the case of multi-particle systems, enhanced correlations compared to the classical world, as described by quantum mechanical entanglement. Some of the most spectacular quantum mechanical effects occur when phase coherence is established over a macroscopic number of constituents, as is the case e.g. for superconductivity, superfluidity, Bose-Einstein condensates, quantum magnets, or lasing. While the mechanisms that lead to synchronized quantum phases are well understood in these examples, one may ask what are the mechanisms in general that allow one to synchronize the quantum phases of different systems. Having an answer to that question might enable new types of macroscopic quantum effects that we are not aware of yet. In this paper we study quantum-phase synchronization (QPS) for the simplest possible example, namely two qubits and unitary propagation.

We emphasize that the effects sought here are very different from those in the field of quantum mechanics of systems that classically synchronize, also called quantum (stochastic) synchronization [1–3]. In those systems, one considers the periodic dynamics of (typically driven) oscillators with slightly different frequencies which under slight interaction give rise to a common dynamical mode in which all oscillators synchronize, and research has mainly examined the question to what extent quantum fluctuations affect that synchronization when the oscillators become microscopic. QPS, on the contrary, has no classical analog, as it concerns the quantum phase which is only defined in the quantum world.

But QPS is related to quantum cloning, with, however, the following two crucial differences: *i.*) We want to synchronize only the the quantum phase of the state, not the full state itself. *ii.*) While cloning aims at attaining concurrence of each output with the input state, synchronization solely intends to achieve concurrence among the outputs but not with an initial state.

It is well known that an unknown quantum state cannot be cloned perfectly [4, 5]. But here we show that quantum phases *can* be perfectly synchronized in the standard situation of quantum cloning, where one has one qubit in a fixed initial (blank) state, and the qubit to be copied in an unknown state. We then ask for more and consider both initial states as unknown. We show that perfect QPS is not possible anymore in this situation, but find quantum circuits that achieve optimal average QPS fidelity.

Phase synchronization fidelity. A general pure state of a qubit (spin-1/2) can be written in a fixed computational basis $\{|0\rangle, |1\rangle\}$ as

$$|\psi\rangle = \cos(\theta/2)|0\rangle + e^{i\varphi} \sin(\theta/2)|1\rangle, \quad (1)$$

where $\varphi \in [0, 2\pi]$ is the quantum phase of the state, i.e. the relative phase between the two basis states, and $\theta \in [0, \pi]$ defines the relative weight of the two basis states. In the corresponding density matrix,

$$\rho = \frac{\mathbf{1} + \mathbf{n} \cdot \boldsymbol{\sigma}}{2}, \quad (2)$$

φ is coded in the azimuthal angle of the Bloch vector $\mathbf{n} = (\sin \theta \cos \varphi, \sin \theta \sin \varphi, \cos \theta) \equiv (n_x, n_y, n_z)$, and $\boldsymbol{\sigma} = (\sigma_x, \sigma_y, \sigma_z)$ is the vector of Pauli matrices. For mixed states, we still consider φ as given by the Bloch vector the quantum phase of the state, as φ still determines the oscillatory behavior of expectation values, e.g. when φ evolves linearly with time and one measures $\langle \sigma_x \rangle$. Only the contrast of the oscillations is reduced due to the admixture of the identity. Thus, two states have the same quantum mechanical phase if the xy components of their Bloch vectors are aligned. We therefore define quantum-phase fidelity between two states with $\|\mathbf{m}_i\| \neq 0$ as

$$f(\rho_1, \rho_2) \equiv \mathbf{m}_1 \cdot \mathbf{m}_2 / (\|\mathbf{m}_1\| \|\mathbf{m}_2\|) = \cos(\Delta\varphi), \quad (3)$$

where $\|\cdot\|$ denotes the standard vector norm, \mathbf{m}_i the projection of the Bloch vector of qubit i into the xy plane ($\mathbf{m} = (n_x, n_y)$), and $\Delta\varphi = \varphi_2 - \varphi_1$. If $\|\mathbf{m}_i\| = 0$, the

phase of qubit i , and therefore also the relative phase and $f(\rho_1, \rho_2)$ are undefined in this basis.

Consider a general linear quantum channel Φ on the 2 qubits, i.e. a completely positive map $\mathcal{M}_4(\mathbb{C}) \rightarrow \mathcal{M}_4(\mathbb{C})$ that maps density matrices to density matrices. Starting from an initial product state $\rho = \rho_1 \otimes \rho_2$, we obtain a final state $\rho' = \Phi\rho$ and reduced states $\rho'_1 = \text{tr}_2 \rho'$, $\rho'_2 = \text{tr}_1 \rho'$. We then define the phase synchronization fidelity (PSF) as

$$F(\rho, \Phi) \equiv f(\rho'_1, \rho'_2). \quad (4)$$

With this definition, $F(\rho, \Phi) \in [-1, 1]$, and $F = 1$ ($F = -1$) corresponds to perfect synchronization (perfect anti-synchronization) of the quantum-phase for initial state ρ .

Definition 1. *Quantum phase synchronization is said to be perfect for a two-qubit quantum channel Φ and a set of initial states \mathcal{A} , if $\forall \rho \in \mathcal{A}$ for which $F(\rho, \Phi)$ is defined, $F(\rho, \Phi) = 1$.*

It is clear that when allowing arbitrary channels, perfect QPS, i.e. $F(\rho, \Phi) = 1 \forall \rho$, can be achieved trivially by resetting both qubits to the same state. Also, the well-known optimal cloning machine for two qubits found by Buřek and Hillery [6] using one ancilla qubit that is traced out in the end leads to perfect phase synchronization. We therefore restrict ourselves to unitary channels $\Phi_U : \rho \mapsto U\rho U^\dagger$, and write $F(\rho, U) \equiv F(\rho, \Phi_U)$. It is not immediately clear that perfect QPS could be achieved at all with unitary operations, as QPS has something inherently irreversible: different initial phases are mapped to the same final phase. Remarkably, it turns out that if one qubit is initially known tracing out a qubit introduces enough irreversibility for perfect QPS to be possible.

One qubit in a known state. First consider the standard initial state for quantum state cloning: $\rho = |\psi_1\rangle\langle\psi_1| \otimes |0\rangle\langle 0|$, i.e. the first qubit is in an unknown pure state $\rho_{1,p} \equiv |\psi_1\rangle\langle\psi_1|$, and the second in a known (blank) state $|0\rangle$. It is well known that no linear transformation exists that transforms ρ such that at the output both qubits are in state $|\psi_1\rangle$ [4, 5]. However, one easily shows that perfect QPS can be achieved, $F(\rho, U) = 1$, for all ρ of the above form. To see this, we use the following little lemma:

Lemma 1. *Let V_1, V_2 be arbitrary single-qubit unitaries acting on an arbitrary (possibly entangled) two qubit state, $V_1 = R_{\hat{n}}(\alpha)$, $V_2 = R_{\hat{m}}(\beta)$ and $R_{\hat{n}}(\alpha) \equiv e^{-i\frac{\alpha}{2}\hat{n}\cdot\sigma}$. Then for an arbitrary density matrix $\rho \in \mathcal{D}_4$ (positive-semidefinite Hermitian matrices with trace one) and a local transformation $V_1 \otimes V_2$, the Bloch vectors of the reduced density matrices corresponding to the propagated state*

$$\rho' = V_1 \otimes V_2 \rho (V_1 \otimes V_2)^\dagger \quad (5)$$

are given by the rotated initial Bloch vectors,

$$\mathbf{n}'_1 = \tilde{R}_{\hat{n}}(\alpha) \mathbf{n}_1 \quad (6)$$

$$\mathbf{n}'_2 = \tilde{R}_{\hat{m}}(\beta) \mathbf{n}_2, \quad (7)$$

where $\tilde{R}_{\hat{n}}(\alpha)$ is a 3×3 rotation-matrix about axis \hat{n} with angle α . The proof of the lemma is elementary and given in the Supplemental Material.

Now consider a propagation with a controlled-NOT (CNOT) operation with qubit 1 as control and qubit 2 as target [7]. In the following we denote by C_{ij} a CNOT operation with i as the controlling and j as the controlled qubit, hence $U = C_{12}$. Then one easily obtains $\mathbf{n}'_1 = \mathbf{n}'_2 = \cos \theta_1 \hat{e}_z$. Thus, the initial phase of qubit 1 is erased, but both Bloch vectors are aligned to the z -axis and identical to each other. Now act with an arbitrary local transformation that rotates the Bloch vectors away from the z -axis,

$$W_{\text{sync}} \equiv R_{\mathbf{n}}(\alpha) \otimes R_{\mathbf{n}}(\alpha) \quad (8)$$

Apart from the case where after C_{12} both qubits ended up in the maximally mixed state, i.e. for $\theta_1 = \frac{\pi}{2}$, the PSF equals one, $F(\rho_{1,p} \otimes |0\rangle\langle 0|, W_{\text{sync}} C_{12}) = 1$. Thus, after the operation $W_{\text{sync}} C_{12}$, the two qubits are perfectly phase synchronized. The result can be extended to an initially mixed state of qubit 1. Furthermore, perfect QPS is easily extended from one to $n - 1$ qubits in blank states, $F(\rho_1 \otimes |0\dots 0\rangle\langle 0\dots 0|, W_{\text{sync},n} C_{12} C_{13} \dots C_{1n}) = 1$, where qubit one initially is in an arbitrary mixed state ρ_1 , and $W_{\text{sync},n}$ rotates all n Bloch vectors away from the z -axis (see Supplemental Material).

Both qubits in unknown states. We now attempt the more ambitious task of phase-synchronizing qubits that are both initially in unknown pure states, $\rho = \rho_{1,p} \otimes \rho_{2,p}$ with $\rho_{i,p} = |\psi_i\rangle\langle\psi_i|$, $i = 1, 2$, and ψ_i of the form (1). For this we look at the most general transformations U of two qubits. The set of all unitaries $U \in \mathcal{SU}(4)$ on two qubits can be broken down into CNOT operations and single qubit unitaries [7–11]. The parametrization of $\mathcal{SU}(4)$ requires 15 real parameters. Khaneja et al. [12] as well as Kraus and Cirac [13], found a decomposition of an arbitrary $U \in \mathcal{SU}(4)$ of the form

$$U = W U_c V, \quad (9)$$

where $V = V_1 \otimes V_2$, $W = W_1 \otimes W_2 \in \mathcal{SU}(2) \times \mathcal{SU}(2)$ are local unitary transformations exclusively acting on each qubit separately. U_c is an element of the quotient space $\mathcal{SU}(4)/\mathcal{SU}(2) \times \mathcal{SU}(2)$.

Minimal circuits for U_c were reported in [14–16]. We use the circuit from Vatan and Williams (theorem 5 in [16]) according to which a general unitary transformation can be written as

$$U = (W_1 \otimes W_2) U_c (V_1 \otimes V_2) \quad (10)$$

$$U_c \equiv C_{21} (\mathbb{1}_2 \otimes R_y(\beta)) C_{12} (R_z(\gamma) \otimes R_y(\alpha)) C_{21} \quad (11)$$

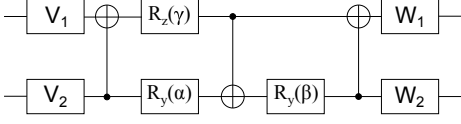


FIG. 1. Quantum circuit for the most general unitary transformation $U \in SU(4)$ on two qubits (see Fig.7 in [16]). The circuit U_c is obtained by setting $V_1 = V_2 = W_1 = W_2 = \mathbb{1}_2$.

This leads to figure 1 for a general circuit for two qubits. Note that we have three angles for U_c and three angles for each local unitary, giving a total of 15 parameters as expected.

For all unitaries $U \in SU(4)$ we have the following theorem:

Theorem 1. *Perfect QPS by a unitary transformation is impossible for all initial pure product states of two qubits.*

For the full proof we refer to the appendix. Here we give a short version that is valid if one neglects the sets of measure zero for which the PSF is undefined. The proof proceeds by contradiction. Suppose there exists a $U \in SU(4)$ that perfectly quantum-phase synchronizes all initial pure product states of two qubits. Consider the two initial states with Bloch vectors defined by $\theta_1 = 0, \theta_2 = 0$ for the first state and $\hat{\theta}_1 = \pi, \hat{\theta}_2 = 0$ for the second state. The Bloch vectors after the entangling gate U_c are $\mathbf{n}'_1 = \cos(\alpha + \beta) \mathbf{e}_z, \mathbf{n}'_2 = \cos(\alpha + \beta) \mathbf{e}_z$ for the first state and $\tilde{\mathbf{n}}'_1 = \cos(\alpha - \beta) \mathbf{e}_z, \tilde{\mathbf{n}}'_2 = -\cos(\alpha - \beta) \mathbf{e}_z$ for the second. For a well defined PSF, i.e. non-vanishing Bloch vectors, either $\mathbf{n}'_1, \tilde{\mathbf{n}}'_1$ or $\mathbf{n}'_2, \tilde{\mathbf{n}}'_2$ are directed oppositely, while the respective other Bloch vectors are aligned. This still holds after consecutive local rotations, thus preventing perfect QPS for both states. The full proof given in the Supplemental Material is constructed along similar lines, but takes into account also the states of measure zero for which the PSF is undefined.

Given this no-go theorem, what is the best possible QPS averaged over all initial states? We introduce the average PSF as

$$\langle F(\rho_{1,p} \otimes \rho_{2,p}, U) \rangle = \int_{\Omega} d\Omega F(\rho_{1,p} \otimes \rho_{2,p}, U) \quad (12)$$

with $d\Omega = (4\pi)^{-2} d\Omega_1 d\Omega_2$, $d\Omega_i = \sin \theta_i d\theta_i d\varphi_i$, and Ω is the full spatial angle for both Bloch vectors ($0 \leq \theta_i \leq \pi$, $0 \leq \varphi_i < 2\pi$). In spite of initial angles for which the PSF is undefined, the integral is well-defined due to the following theorem:

Theorem 2. *The set of pure initial product states for which $F(\rho_{1,p} \otimes \rho_{2,p}, U)$ is undefined is of measure zero for all U .*

The proof is given in the Supplemental Material. It is based on showing that for all U , undefined PSF leads to relations between the initial angles that have to be satisfied, reducing thus the number of free parameters.

This leads to a set of initial states of measure zero. Note that perfect QPS implies $\langle F(\rho_{1,p} \otimes \rho_{2,p}, U) \rangle = 1$, whereas the converse is not true, as there may be other states of measure zero where the PSF is defined but different from one. One easily shows that the average phase fidelity of two initial states vanishes when we take them evenly distributed over the two Bloch spheres, i.e. $\langle F(\rho_{1,p} \otimes \rho_{2,p}, \mathbb{1}_4) \rangle = 0$.

We first analyze the performance of the quantum circuit U_c , parametrized by three angles α, β and γ . We have the following

Theorem 3. *The unitaries U_c given by eq.(11) leave the mean phase fidelity of pure initial product states invariant, $\langle F(\rho_{1,p} \otimes \rho_{2,p}, U_c) \rangle = 0$.*

The proof of the theorem is based on symmetry properties of $F(\rho_{1,p} \otimes \rho_{2,p}, U_c)$ is given in the Supplemental Material.

Now consider the most general $U \in SU(4)$ (see Fig.1). The first two local unitaries V_1 and V_2 in U can be absorbed without restriction of generality into the creation of the uniformly distributed initial states. As a consequence, the only possibility of increasing the mean PSF is to take into account the local unitaries $W_1 \otimes W_2$. According to Lemma 1, we can directly rotate the reduced Bloch vectors obtained after applying U_c . Expressing W_1 and W_2 by an Euler decomposition with z- and y-rotations, $R_z(\sigma_i)R_y(\nu_i)R_z(\mu_i)$, we can restrict ourselves to one of the final z-rotations $R_z(\sigma_i)$ without loss of generality as the PSF only measures the relative phase. We define the general transformation as $U_g(\alpha, \beta, \gamma, \mu_1, \mu_2, \nu_1, \nu_2, \sigma_1) \equiv (R_z(\sigma_1)R_y(\nu_1)R_z(\mu_1)) \otimes (R_y(\nu_2)R_z(\mu_2)) U_c$ and look numerically for angles $\alpha, \beta, \gamma, \mu_1, \mu_2, \nu_1, \nu_2, \sigma_1$ that maximize the mean PSF. Without loss of generality, we can restrict all angles to the interval $[0, 2\pi)$ as $\langle F(\alpha, \beta, \gamma, \mu_1, \mu_2, \nu_1, \nu_2, \sigma_1) \rangle$ is 2π -periodic in all angles. Numerical results obtained from 10^4 gradient ascents for randomly generated initial angles of U_g suggest the conditions

$$\alpha, \beta, \gamma \in \left\{ \frac{\pi}{4}, 3\frac{\pi}{4}, 5\frac{\pi}{4}, 7\frac{\pi}{4} \right\} \quad (13)$$

for maxima, while the remaining angles need not have discrete values. For all these values the maximal mean PSF is estimated numerically as $\langle F \rangle \simeq 0.349$. When restricting ourselves to a subset of optimal transformations, it is possible to obtain a discrete set of angles also for the remaining angles. E.g. by setting $\sigma_1 = \mu_2 = \nu_2 = 0$, leading to a final rotation $R_z(\mu_1)R_y(\nu_1)$, the numerical maximization of the mean PSF gives

$$\begin{aligned} \mu_1 &= \begin{cases} \pi/2 & \text{if } \alpha + \gamma \in \{n\pi | n \in \mathbb{N}\} \\ 3\pi/2 & \text{else,} \end{cases} \\ \nu_1 &= \begin{cases} 0 & \text{if } \alpha + \beta \in \{n\pi | n \in \mathbb{N}\} \\ \pi & \text{else,} \end{cases} \end{aligned} \quad (14)$$

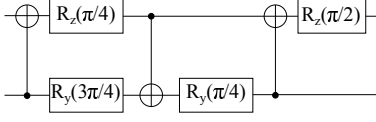


FIG. 2. Quantum circuit U_{\max} that maximizes the mean PSF for initial pure product states.

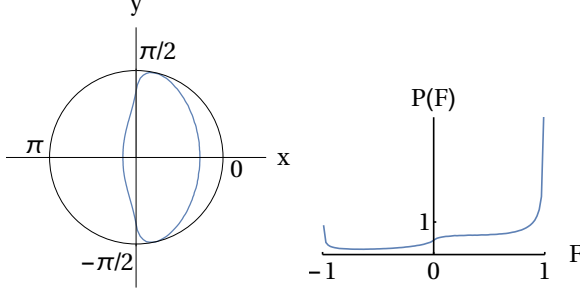


FIG. 3. Distribution of the relative phase $P(\Delta\varphi')$ after the optimal quantum circuit U_{\max} (radial coordinate, arbitrary units) as function of $\Delta\varphi' \in (-\pi, \pi]$ (azimuthal coordinate), i.e. the phase of the second Bloch vector measured relative to the first one, with $\Delta\varphi' = 0$ corresponding to the x -axis (left panel). Corresponding distribution $P(F)$ of the PSF, $F = \cos(\Delta\varphi')$ (right panel). Both distributions are generated numerically.

in addition to (13). As a successive rotation of one qubit's Bloch vector by π changes the sign of the PSF one easily obtains the mean PSF's minima from the conditions for maxima by appending such a rotation, e.g. by shifting σ_1 from 0 to π . The position of the maxima and minima are supported by the analytically verifiable fact that the gradient of $\langle F \rangle$ with respect to all eight angles of U_g vanishes there (see Supplemental Material).

We now examine one of the unitary transformations that maximizes the PSF, $U_{\max} = U_g(\alpha = 3\pi/4, \beta = \pi/4, \gamma = \pi/4, \mu_1 = \pi/2, \nu_1 = 0)$ in more detail. The corresponding optimal quantum circuit is shown in Fig.2. The distribution of PSF is shown in Fig.3, along side with the distribution of $\Delta\varphi$. We see that $P(\Delta\varphi)$ is symmetric with respect to the $\Delta\varphi = 0$ axis, with two broad maxima in directions close to $\pm\pi/2$, and a broad minimum for $\Delta\varphi = \pi$. I.e. antisynchronization is unlikely, but perfect QPS is not the most likely outcome either.

Finally we examine the action of U_{\max} on a another subset of initial states, namely "equatorial" initial states, with $\theta_1 = \theta_2 = \pi/2$ and thus $n_i = r_i(\cos \varphi_i, \sin \varphi_i, 0)$ where r_i is the purity, $i \in \{1, 2\}$. These states are important in many applications, e.g., linearly polarized photons [17]. The transformation U_{\max} leads to the transformed

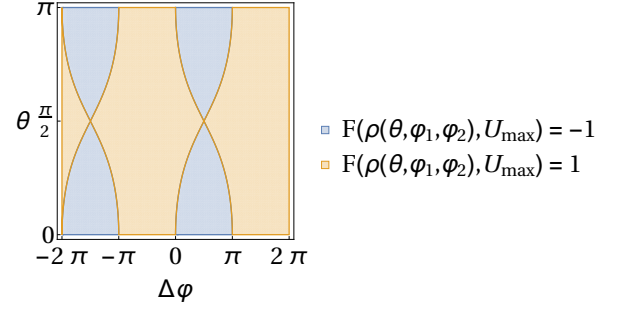


FIG. 4. PSF for different latitudes $\theta \equiv \theta_1 = \theta_2$ as function of θ and $\Delta\varphi$. While for $\theta = \pi/2$ perfect QPS is achieved, the greater the distance from the equator the worse U_{\max} synchronizes phases.

Bloch vectors

$$\begin{aligned} \mathbf{n}'_1 &= \frac{1}{2} \begin{pmatrix} r_1 \cos \varphi_1 - r_2 \sin \varphi_2 \\ -r_1 \sin \varphi_1 - r_2 \cos \varphi_2 \\ -r_1 r_2 \cos(\varphi_1 - \varphi_2) \end{pmatrix}, \\ \mathbf{n}'_2 &= \frac{1}{2} \begin{pmatrix} r_1 \cos \varphi_1 - r_2 \sin \varphi_2 \\ -r_1 \sin \varphi_1 - r_2 \cos \varphi_2 \\ r_1 r_2 \cos(\varphi_1 - \varphi_2) \end{pmatrix}. \end{aligned} \quad (15)$$

The resulting z -components are opposite, while the reduced Bloch vectors are perfectly synchronized,

$$F\left(\rho_1(\theta_1 = \frac{\pi}{2}) \otimes \rho_2(\theta_2 = \frac{\pi}{2}), U_{\max}\right) = 1,$$

provided that they are well defined. This means that U_{\max} achieves perfect QPS for the subset of equatorial initial states. The same is true for all transformations satisfying conditions 13 and 14. One may also wonder about the nature of the final two-qubit state created by U_{\max} and in particular its entanglement. It turns out that the concurrence [7] of the final state for initial pure equatorial states ($r_i = 1$) is $C = \frac{1 + \sin(\Delta\varphi)}{2}$. Thus, U_{\max} directly encodes the initial relative phase in the final concurrence, such that $C = 1/2$ corresponds to $\Delta\varphi \in \{0, \pi\}$ and deviations from $C = 1/2$ are proportional to $\sin(\Delta\varphi)$. This is by itself an interesting property, with possible applications in quantum information theory. At the same time it implies that the final entanglement is irrelevant for perfect QPS.

To summarize, we have introduced the concept of quantum-phase synchronization at the example of two qubits. We have shown that in contrast to quantum cloning, where an unknown quantum state cannot be cloned perfectly, perfect quantum-phase synchronization through joint unitary evolution is possible when one of the initial states is a fixed reference state. For the case that both initial states are unknown, perfect QPS for all initial states becomes impossible through unitary evolution. We have found quantum circuits that optimize the mean PSF (averaged over all pure initial product states), and the distribution of fidelities and

final phase differences for one of the optimal quantum circuits. A discrete subset of the optimal quantum circuits can perfectly quantum-phase synchronize equatorial initial product states. Our work opens the road to investigations of quantum-phase synchronization for larger systems and may find interesting applications in quantum information processing.

ACKNOWLEDGMENTS

DB and MK thank the COST 1006 framework for support in the initial phase of this project.

-
- [1] I. Goychuk, J. Casado-Pascual, M. Morillo, J. Lehmann, and P. Hänggi, Phys. Rev. Lett. **97**, 210601 (2006).
 - [2] O. V. Zhirov and D. L. Shepelyansky, Phys. Rev. Lett. **100**, 014101 (2008).
 - [3] S.-B. Shim, M. Imboden, and P. Mohanty, Science **316**, 95 (2007).
 - [4] D. Dieks, Physics Letters A **92**, 271 (1982).
 - [5] W. K. Wootters and W. H. Zurek, Nature **299**, 802 (1982).
 - [6] V. Buzek and M. Hillery, Physical Review A **54**, 1844 (1996).
 - [7] M. Nielsen and I. Chuang, *Quantum Computation and Quantum Information* (Cambridge University Press, 2000).
 - [8] D. Deutsch, A. Barenco, and A. Ekert, Proc. Roy. Soc. (London) A **449**, 669 (1995).
 - [9] D. P. DiVincenzo, Phys. Rev. A **51**, 1015 (1995).
 - [10] A. Barenco, C. H. Bennett, R. Cleve, D. P. DiVincenzo, N. Margolus, P. Shor, T. Sleator, J. A. Smolin, and H. Weinfurter, Phys. Rev. A **52**, 3457 (1995).
 - [11] A. Barenco, Proc. R. Soc. Lond. A **449**, 679 (1995).
 - [12] N. Khaneja, R. Brockett, and S. J. Glaser, Phys. Rev. A **63**, 032308 (2001).
 - [13] B. Kraus and J. Cirac, **63**, 062309 (2001).
 - [14] S. S. Bullock and I. L. Markov, Phys. Rev. A **68**, 012318 (2003).
 - [15] G. Vidal and C. M. Dawson, Phys. Rev. A **69**, 010301 (2004).
 - [16] F. Vatan and C. Williams, Phys. Rev. A **69**, 032315 (2004).
 - [17] E. Bagan, M. A. Ballester, R. D. Gill, A. Monras, and R. Muñoz-Tapia, Phys. Rev. A **73**, 032301 (2006).
-

I. SUPPLEMENTAL MATERIAL

A. Proof of Lemma 1

Proof. We first show that the two partial traces that emerge from taking the partial state and calculating the Bloch vector can be combined to a trace over the whole system. For an arbitrary $\rho \in \mathcal{D}_4$ we find in the computational basis $\{|0_1\rangle, |1_1\rangle\}$ for the first qubit and $\{|0_2\rangle, |1_2\rangle\}$ for the second qubit

$$\text{tr}(\sigma \otimes \mathbb{1} \rho) = \sum_{i_1, j_2=0}^1 \langle i_1 | \langle j_2 | \sigma \otimes \mathbb{1} \rho | i_1 \rangle | j_2 \rangle \quad (16)$$

$$= \sum_{i_1=0}^1 \langle i_1 | \sum_{j_2=0}^1 \langle j_2 | \sigma \otimes \left(\sum_{k_2=0}^1 |k_2\rangle \langle k_2| \right) \rho | j_2 \rangle | i_1 \rangle \quad (17)$$

$$= \sum_{i_1=0}^1 \langle i_1 | \left(\sigma \sum_{k_2=0}^1 \langle k_2 | \rho | k_2 \rangle \right) | i_1 \rangle \quad (18)$$

$$= \text{tr}_1(\sigma \text{tr}_2(\rho)). \quad (19)$$

This is used in the following, where we prove the lemma for the first Bloch vector,

$$\mathbf{n}'_1 = \text{tr}_1(\boldsymbol{\sigma} \text{tr}_2(R_{\hat{\mathbf{n}}}(\alpha) \otimes R_{\hat{\mathbf{m}}}(\beta)\rho(R_{\hat{\mathbf{n}}}(\alpha) \otimes R_{\hat{\mathbf{m}}}(\beta))^\dagger)) \quad (20)$$

$$= \text{tr}(\boldsymbol{\sigma} \otimes \mathbb{1} R_{\hat{\mathbf{n}}}(\alpha) \otimes R_{\hat{\mathbf{m}}}(\beta)\rho(R_{\hat{\mathbf{n}}}(\alpha) \otimes R_{\hat{\mathbf{m}}}(\beta))^\dagger) \quad (21)$$

$$= \text{tr}((R_{\hat{\mathbf{n}}}(\alpha) \otimes R_{\hat{\mathbf{m}}}(\beta))^\dagger \boldsymbol{\sigma} \otimes \mathbb{1} R_{\hat{\mathbf{n}}}(\alpha) \otimes R_{\hat{\mathbf{m}}}(\beta)\rho) \quad (22)$$

$$= \text{tr}((R_{\hat{\mathbf{n}}}^\dagger(\alpha) \boldsymbol{\sigma} R_{\hat{\mathbf{n}}}(\alpha)) \otimes \mathbb{1} \rho) \quad (23)$$

$$= \text{tr}_1(R_{\hat{\mathbf{n}}}^\dagger(\alpha) \boldsymbol{\sigma} R_{\hat{\mathbf{n}}}(\alpha) \text{tr}_2(\rho)) \quad (24)$$

$$= \text{tr}_1(\boldsymbol{\sigma} R_{\hat{\mathbf{n}}}(\alpha) \text{tr}_2(\rho) R_{\hat{\mathbf{n}}}^\dagger(\alpha)) \quad (25)$$

$$= \tilde{R}_{\hat{\mathbf{n}}}(\alpha) \mathbf{n}_1. \quad (26)$$

In lines 21 and 24 $\text{tr}_1(\boldsymbol{\sigma} \text{tr}_2(\rho)) = \text{tr}(\boldsymbol{\sigma} \otimes \mathbb{1} \rho)$ is used, that was shown above. In lines 22 and 25 the cyclic property of the trace was used. Line 26 uses the rotation operator's property

$$\mathbf{n}' = \text{tr}(\boldsymbol{\sigma} R_{\hat{\mathbf{n}}}(\alpha) \rho R_{\hat{\mathbf{n}}}^\dagger(\alpha)) = \tilde{R}_{\hat{\mathbf{n}}}(\alpha) \mathbf{n}, \quad (27)$$

The proof for the second Bloch vector can be done in analogous fashion. \square

Actually, this Lemma also holds for n qubits, i.e. for arbitrary $\rho \in \mathcal{D}_{2^n}$, where we find

$$\text{tr}(\mathbb{1}_{2^{l-1}} \otimes \boldsymbol{\sigma}_l \otimes \mathbb{1}_{2^{n-l}} \rho) = \text{tr}_l(\boldsymbol{\sigma}_l \text{tr}_{1,\dots,l-1,l+1,\dots,n}(\rho)), \quad (28)$$

where the trace operator's subscripts indicate the qubits that are traced out. Then, the proof goes in a manner analogue to the lemma, and one finds for the l th Bloch vector

$$\mathbf{n}'_l = \text{tr}_l(\boldsymbol{\sigma}_l R_{\hat{\mathbf{n}}}(\alpha) \text{tr}_{1,\dots,l-1,l+1,\dots,n}(\rho) R_{\hat{\mathbf{n}}}^\dagger(\alpha)), \quad (29)$$

which, according to the definition of the rotation operator, implies that we may simply rotate the l th Bloch vector, $\mathbf{n}'_l = \tilde{R}_{\hat{\mathbf{n}}}(\alpha) \mathbf{n}_l$.

B. Perfect QPS for $|0\dots 0\rangle \langle 0\dots 0|$ and a mixed state

For initial states of the form $\rho = \rho_1 \otimes |0\rangle_2 \langle 0|_2 \otimes \dots \otimes |0\rangle_n \langle 0|_n = \rho_1 \otimes |0\dots 0\rangle \langle 0\dots 0|$ where $\rho_1 = (1-p)\mathbb{1}/2 + p|\psi\rangle \langle \psi|$ with $0 \leq p \leq 1$ and an arbitrary pure state $|\psi\rangle$ (Eq. 1) the transformation $U = W_{\text{sync},n} C_{12} \dots C_{1n}$ achieves perfect QPS $F(\rho_1 \otimes |0\rangle \langle 0|, U) = 1$ as follows from direct calculation:

Applying $C \equiv C_{12} \dots C_{1n}$ to the initial states one finds

$$\rho' = C \rho_1 \otimes |0\dots 0\rangle \langle 0\dots 0| C \quad (30)$$

$$= \frac{1}{2}(1-p)C(\mathbb{1}_2 \otimes |0\dots 0\rangle \langle 0\dots 0|)C + pC(|\psi\rangle \langle \psi| \otimes |0\dots 0\rangle \langle 0\dots 0|)C \quad (31)$$

$$= \frac{1-p}{2}(|0\dots 0\rangle \langle 0\dots 0| + |1\dots 1\rangle \langle 1\dots 1|) + p|\psi_n\rangle \langle \psi_n|, \quad (32)$$

where $|\psi_n\rangle = \cos(\theta/2)|0\dots 0\rangle + e^{i\varphi} \sin(\theta/2)|1\dots 1\rangle$. As Pauli matrices are traceless, calculation of the Bloch vectors gives zero for the first term in equation (32). For the second term we obtain identical Bloch vectors of all qubits in the final state,

$$\mathbf{n}'_i = p \begin{pmatrix} 0 \\ 0 \\ \cos \theta_1 \end{pmatrix}, i = 1, \dots, n. \quad (33)$$

$W_{\text{sync},n} \equiv R_{\hat{\mathbf{n}}}(\alpha) \otimes \dots \otimes R_{\hat{\mathbf{n}}}(\alpha)$ rotates all n Bloch vectors away from the z-axis. This holds as Lemma 1 generalizes to n qubits. Apart from the cases of maximally mixed states, $\theta_1 = \frac{\pi}{2}$ or $p = 0$, phases are defined and perfectly synchronized, $F(\rho_1 \otimes |0\dots 0\rangle \langle 0\dots 0|, W_{\text{sync},n} C) = 1$.

C. Gradients

One may verify analytically that at the position of the maxima and minima the gradient of the average PSF is zero for any transformation U_g evaluated at an extremal set Σ_{ext} for the parameters according to conditions (14) (with $\sigma_1 = \mu_2 = \nu_2 = 0$),

$$\nabla \langle F(\rho_{1,p} \otimes \rho_{2,p}, U_{c,z}(\Sigma)) \rangle |_{\Sigma=\Sigma_{\text{ext}}} = \langle \nabla F(\rho_{1,p} \otimes \rho_{2,p}, U_{c,z}(\Sigma))(\varphi_1, \varphi_2, \theta_1, \theta_2) \rangle |_{\Sigma=\Sigma_{\text{ext}}} \quad (34)$$

$$= \langle \nabla F(\rho_{1,p} \otimes \rho_{2,p}, U_{c,z}(\Sigma))(\varphi'_1, \varphi'_2, \theta'_1, \theta'_2) \rangle |_{\Sigma=\Sigma_{\text{ext}}} \quad (35)$$

$$= - \langle \nabla F(\rho_{1,p} \otimes \rho_{2,p}, U_{c,z}(\Sigma))(\varphi_1, \varphi_2, \theta_1, \theta_2) \rangle |_{\Sigma=\Sigma_{\text{ext}}} \quad (36)$$

$$\Rightarrow \nabla \langle F(\rho_{1,p} \otimes \rho_{2,p}, U_{c,z}(\Sigma)) \rangle |_{\Sigma=\Sigma_{\text{ext}}} = \mathbf{0}, \quad (37)$$

where $\nabla = (\partial/\partial\alpha, \partial/\partial\beta, \partial/\partial\gamma, \partial/\partial\mu_1, \partial/\partial\nu_1, \partial/\partial\sigma_1, \partial/\partial\mu_2, \partial/\partial\nu_2)$. In line (35) the symmetry transformation

$$\theta_1 \rightarrow \theta'_1 = \pi - \theta_1 \quad (38)$$

$$\theta_2 \rightarrow \theta'_2 = \pi - \theta_2 \quad (39)$$

was applied for $\partial/\partial\alpha, \partial/\partial\beta, \partial/\partial\gamma, \partial/\partial\mu_1, \partial/\partial\sigma_1, \partial/\partial\mu_2$ -components while the symmetry transformation

$$\varphi_1 \rightarrow \varphi'_1 = \pi + \varphi_1 \quad (40)$$

$$\varphi_2 \rightarrow \varphi'_2 = \pi + \varphi_2 \quad (41)$$

was applied for $\partial/\partial\nu_1$ - and $\partial/\partial\nu_2$ -components. Calculation gives line (36). To analytically verify that we have a local maximum (minimum), the Hessian matrix of second derivatives needs to be shown negative definite (positive definite), which could not be achieved analytically.

D. Proof of theorem 1

The set of initial angles parametrizing initial pure product states is restricted to Ω , i.e. $0 \leq \theta_i \leq \pi, 0 \leq \varphi_i \leq 2\pi$ with $i \in \{1, 2\}$, and we simply use the notation $\theta_i, \varphi_i \in \Omega$. Eight angles $\sigma = (\alpha, \beta, \gamma, \mu_i, \nu_i, \sigma_1) \in \mathbb{R}^8$ parametrize the unitary transformation $U(\sigma)$. It follows a proof by contradiction.

Proof. Let $U(\sigma_p), \sigma_p \in \mathbb{R}^8$, be the unitary transformation that achieves $F(\rho(\theta_i, \varphi_i), U(\sigma_p)) = 1 \forall \theta_i, \varphi_i \in \Omega$ for which $\{||\mathbf{m}_1(\theta_i, \varphi_i, \sigma_p)|| \neq 0 \wedge ||\mathbf{m}_2(\theta_i, \varphi_i, \sigma_p)|| \neq 0\}$.

This means that $\forall \theta_i, \varphi_i \in \Omega$ the PSF may either be undefined, i.e. $\{||\mathbf{m}_1(\theta_i, \varphi_i, \Sigma)|| = 0 \vee ||\mathbf{m}_2(\theta_i, \varphi_i, \Sigma)|| = 0\}$, or well defined with $F = 1$. Let us consider discrete subsets $\Omega_j \subset \Omega$ for θ_i, φ_i and let Σ_j be the set of angles parametrizing the unitary transformation that achieves perfect QPS for $\theta_i, \varphi_i \in \Omega_j$. Then it follows by assumption that $\sigma_p \in \cap_j \Sigma_j$. In the following we find necessary conditions specifying different $\Sigma_j, j = \text{I, II...VI}$, and obtain a contradiction by showing that conditions from different Σ_j are incompatible, i.e. $\cap_j \Sigma_j = \emptyset$.

To find such conditions we do not consider Bloch vectors after the whole transformation $U(\sigma)$, but we consider Bloch vectors after the entangling part U_c of U , see equation (11). It is worth recalling that according to lemma 1 final local transformations can be taken into account by directly rotating the Bloch vectors. As final local transformations are decomposed in z - and y -rotations, $(R_z(\sigma_1)R_y(\nu_1)R_z(\mu_1)) \otimes (R_y(\nu_2)R_z(\mu_2))$, their effect on the Bloch vectors can be taken easily into account.

Note, that oppositely directed Bloch vectors differ in their phase by π , or their phases are undefined. Aligned Bloch vectors have the same phase, given it is well defined. Remarkably, this does not change after synchronous rotations. Thereby, two initial states leading to opposite Bloch vectors for qubit one and aligned Bloch vectors for qubit two (or vice versa) are particularly useful: $F = 1$ is impossible as first Bloch vectors exhibit identical rotations as well as second Bloch vectors. Thus, at least one of the initial states has to lead to an undefined PSF.

To simplify notation we define for an arbitrary angle δ the corresponding set $S_\delta \equiv \{\delta + n\pi | n \in \mathbb{Z}\}$ that contains all angles modulo π . Further, we use $S \equiv S_0 \cup S_{\pi/2}$.

Bloch vectors after $U_c(\alpha, \beta, \gamma)$ are given by

$$\mathbf{n}_1 = \begin{pmatrix} \cos \gamma (\cos \alpha \sin \theta_2 \cos \varphi_2 + \sin \alpha \sin \theta_1 \cos \theta_2 \cos \varphi_1) - \sin \gamma (\cos \alpha \cos \theta_1 \sin \theta_2 \sin \varphi_2 + \sin \alpha \sin \theta_1 \sin \varphi_1) \\ \sin \gamma (\cos \beta \cos \theta_1 \sin \theta_2 \cos \varphi_2 - \sin \beta \sin \theta_1 \cos \varphi_1) + \cos \gamma (\cos \beta \sin \theta_2 \sin \varphi_2 - \sin \beta \sin \theta_1 \cos \theta_2 \sin \varphi_1) \\ \cos \alpha (\cos \beta \cos \theta_2 + \sin \beta \sin \theta_1 \sin \theta_2 \sin \varphi_1 \sin \varphi_2) - \sin \alpha (\cos \beta \sin \theta_1 \sin \theta_2 \cos \varphi_1 \cos \varphi_2 + \sin \beta \cos \theta_1) \end{pmatrix}, \quad (42)$$

$$\mathbf{n}_2 = \begin{pmatrix} \cos \gamma (\cos \beta \sin \theta_1 \cos \varphi_1 + \sin \beta \cos \theta_1 \sin \theta_2 \cos \varphi_2) - \sin \gamma (\cos \beta \sin \theta_1 \cos \theta_2 \sin \varphi_1 + \sin \beta \sin \theta_2 \sin \varphi_2) \\ \sin \gamma (\cos \alpha \sin \theta_1 \cos \theta_2 \cos \varphi_1 - \sin \alpha \sin \theta_2 \cos \varphi_2) + \cos \gamma (\cos \alpha \sin \theta_1 \sin \varphi_1 - \sin \alpha \cos \theta_1 \sin \theta_2 \sin \varphi_2) \\ \cos \alpha (\cos \beta \cos \theta_1 - \sin \beta \sin \theta_1 \sin \theta_2 \cos \varphi_1 \cos \varphi_2) + \sin \alpha (\cos \beta \sin \theta_1 \sin \theta_2 \sin \varphi_1 \sin \varphi_2 - \sin \beta \cos \theta_2) \end{pmatrix}. \quad (43)$$

I)

Let Ω_I consist of two sets of initial angles $\theta_1 = \theta_2 = 0$ for state 1 and $\theta_1 = \pi, \theta_2 = 0$ for state 2 that (after the transformation $U_c(\alpha, \beta, \gamma)$) lead to Bloch vectors

$$\begin{aligned} \text{state 1: } \theta_1 = \theta_2 = 0: \\ n_1 &= (0, 0, \cos(\alpha + \beta)) \\ n_2 &= (0, 0, \cos(\alpha + \beta)) \end{aligned}$$

$$\begin{aligned} \text{state 2: } \theta_1 = \pi, \theta_2 = 0: \\ n_1 &= (0, 0, \cos(\alpha - \beta)) \\ n_2 &= (0, 0, -\cos(\alpha - \beta)) \end{aligned}$$

To derive conditions specifying Σ_I it is appropriate to treat cases of vanishing Bloch vector components separately. For $\alpha + \beta \in S_{\pi/2}$ and $\alpha - \beta \notin S_{\pi/2}$, final Bloch vectors of state 1 are zero, corresponding to maximally mixed sub-states of qubit one and two. This leads independently from local transformations to an undefined PSF for state 1, while Bloch vectors of state 2 have non-vanishing, oppositely directed z -components. Undefined PSF is obtained when at least one Bloch vectors remains on the z -axis. This allows arbitrary z -rotations (μ_i, σ_1) while $\nu_1 \in S_0$ or $\nu_2 \in S_0$ for y -rotations. $F = 1$ requires to rotate Bloch vectors away from the z -axis by $\nu_1 \notin S_0$ and $\nu_2 \notin S_0$, ensuring that PSF is well defined. Then, after y -rotations, Bloch vectors of state 2 lie in the x - z -plane and, thus, having synchronized or anti-synchronized phases. Already synchronized phases require $\sigma_1 = 0$ modulo 2π to not destroy phase synchronization, while anti-synchronized phases require $\sigma_1 = \pi$ modulo 2π . Altogether, this restricts σ_1 to S_0 .

For $\alpha - \beta \in S_{\pi/2}$ and $\alpha + \beta \notin S_{\pi/2}$ Bloch vectors of state 2 are zero while Bloch vectors of state 1 have non-vanishing aligned z -components. Bloch vectors of state 1 lead to an undefined PSF if $\nu_1 \in S_0$ or $\nu_2 \in S_0$ while $\sigma_1 \in S_0$ is required to obtain $F = 1$ similar to above.

For $\alpha + \beta \in S_{\pi/2}$ and $\alpha - \beta \in S_{\pi/2}$ Bloch vectors of both states are zero, which does not imply further conditions on ν_i, μ_i or σ_1 .

For $\alpha + \beta \notin S_{\pi/2}$ and $\alpha - \beta \notin S_{\pi/2}$ both states have Bloch vectors on the z -axis. Either first Bloch vectors are aligned and second opposite or vice versa. Thus, $F = 1$ is impossible for both states. Undefined PSF for at least one state is obtained from $\nu_1 \in S_0$ or $\nu_2 \in S_0$. This actually makes PSF undefined for both states.

In the following we summarize conditions in tables as the following (I). Different rows represent different cases while rows correspond to angles for which exist conditions. Note that for $\sigma_p \in \Sigma_I$ only one of the cases labeled by i)1., i)2., ...iv)2. in table I has to be fulfilled. The first part of labeling, i.e. i),ii),..., corresponds to the first column ($\alpha + \beta$ in table I), counting up if conditions for that angle change, while the second part of the labeling, 1.,2.,..., simply counts the cases for each i),ii),... . \overline{X} refers to the complement of the set X . Blank table entries indicate that there is no condition for the corresponding angle and case.

TABLE I. Summarizing all possible cases with conditions on Σ_I . The first column labels the cases while other columns specify angles that are restricted to sets which are written in the rows (different cases).

I	$\alpha + \beta$	$\alpha - \beta$	ν_1	ν_2	σ_1
i) 1.	$S_{\pi/2}$	$\overline{S_{\pi/2}}$	S_0		
2.	"	"		S_0	
3.	"	"			S_0
ii) 1.	$\overline{S_{\pi/2}}$	$S_{\pi/2}$	S_0		
2.	"	"		S_0	
3.	"	"			S_0
iii)	$S_{\pi/2}$	$S_{\pi/2}$			
iv) 1.	$\overline{S_{\pi/2}}$	$\overline{S_{\pi/2}}$	S_0		
2.	"	"		S_0	

II)

Let Ω_{II} consist of two sets of initial angles $\theta_1 = \theta_2 = \pi/2, \varphi_1 = 0, \varphi_2 = \pi/2$ for state 3 and $\theta_1 = \theta_2 = \pi/2, \varphi_1 = \pi, \varphi_2 = \pi/2$ for state 4 that lead to Bloch vectors

state 3: $\theta_1 = \theta_2 = \pi/2, \varphi_1 = 0, \varphi_2 = \pi/2$:
 $n_1 = (0, \cos(\beta + \gamma), 0)$
 $n_2 = (\cos(\beta + \gamma), 0, 0)$

state 4: $\theta_1 = \theta_2 = \pi/2, \varphi_1 = \pi, \varphi_2 = \pi/2$:
 $n_1 = (0, \cos(\beta - \gamma), 0)$
 $n_2 = (-\cos(\beta - \gamma), 0, 0)$

For $\beta + \gamma \in S_{\pi/2}$ and $\beta - \gamma \notin S_{\pi/2}$ as well as for $\beta + \gamma \notin S_{\pi/2}$ and $\beta - \gamma \in S_{\pi/2}$ we refrain from giving further conditions. For $\beta + \gamma \in S_{\pi/2}$ and $\beta - \gamma \in S_{\pi/2}$ Bloch vectors are zero. For $\beta + \gamma \notin S_{\pi/2}$ and $\beta - \gamma \notin S_{\pi/2}$ both states have Bloch vectors with a non-vanishing component. PSF is undefined if the first or second Bloch vector is mapped onto the z -axis. To map the first Bloch vector onto the z -axis (which is identical for both first Bloch vectors), the first z -rotation has to rotate to the x -axis ($\mu_1 \in S_{\pi/2}$) such that the y -rotation can map the Bloch vector onto the z -axis ($\nu_1 \in S_{\pi/2}$). Similarly, one finds for the second Bloch vector $\mu_2 \in S_0, \nu_2 \in S_{\pi/2}$. Similar to I), it is impossible to achieve $F = 1$ for both states.

III)

state 5: $\theta_1 = \theta_2 = \pi/2, \varphi_1 = \pi/2, \varphi_2 = 0$:
 $n_1 = (\cos(\alpha + \gamma), 0, 0)$
 $n_2 = (0, \cos(\alpha + \gamma), 0)$

state 6: $\theta_1 = \theta_2 = \pi/2, \varphi_1 = \pi/2, \varphi_2 = \pi$:
 $n_1 = (-\cos(\alpha - \gamma), 0, 0)$
 $n_2 = (0, \cos(\alpha - \gamma), 0)$

Exchanging α with β and exchanging the first with the second Bloch vectors maps state 3 onto 5 and state 4 onto 6. Similarly, the conditions can be mapped by exchanging α with β and by exchanging the local transformations of qubit one and two ($\mu_1 \leftrightarrow \mu_2, \nu_1 \leftrightarrow \nu_2$). Conditions from II and III are summarized in tables II.

TABLE II. Summarizing cases with conditions on Σ_{II} (left) and Σ_{III} (right). The first column labels the cases while other columns specify angles that are restricted to sets which are written in the rows (different cases).

II		$\beta + \gamma$	$\beta - \gamma$	μ_1	ν_1	μ_2	ν_2
i)	1.	$S_{\pi/2}$	$\bar{S}_{\pi/2}$				
ii)	1.	$\bar{S}_{\pi/2}$	$S_{\pi/2}$				
iii)		$S_{\pi/2}$	$S_{\pi/2}$				
iv)	1.	$\bar{S}_{\pi/2}$	$\bar{S}_{\pi/2}$	$S_{\pi/2}$	$S_{\pi/2}$		
	2.	"	"			S_0	$S_{\pi/2}$

III		$\alpha + \gamma$	$\alpha - \gamma$	μ_1	ν_1	μ_2	ν_2
i)	1.	$S_{\pi/2}$	$\bar{S}_{\pi/2}$				
ii)	1.	$\bar{S}_{\pi/2}$	$S_{\pi/2}$				
iii)		$S_{\pi/2}$	$S_{\pi/2}$				
iv)	1.	$\bar{S}_{\pi/2}$	$\bar{S}_{\pi/2}$			$S_{\pi/2}$	$S_{\pi/2}$
	2.	"	"	S_0	$S_{\pi/2}$		

IV)

Let Ω_{IV} contain 16 sets of initial angles parametrizing states 7-22. We look at them as groups of four that are connected by maps allowing to infer conditions for further groups from conditions of the first group. The first group contains states 7-10,

state 7: $\theta_1 = \pi, \theta_2 = \pi/2, \varphi_2 = \gamma$:
 $n_1 = (\cos \alpha, 0, \sin \alpha \sin \beta)$
 $n_2 = (-\sin \beta, 0, -\cos \alpha \cos \beta)$

state 8: $\theta_1 = 0, \theta_2 = \pi/2, \varphi_2 = -\gamma$:
 $n_1 = (\cos \alpha, 0, -\sin \alpha \sin \beta)$
 $n_2 = (\sin \beta, 0, \cos \alpha \cos \beta)$

state 9: $\theta_1 = 0, \theta_2 = \pi/2, \varphi_2 = \pi - \gamma$:
 $n_1 = (-\cos \alpha, 0, -\sin \alpha \sin \beta)$
 $n_2 = (-\sin \beta, 0, \cos \alpha \cos \beta)$

state 10: $\theta_1 = \pi, \theta_2 = \pi/2, \varphi_2 = -\pi + \gamma$:
 $n_1 = (-\cos \alpha, 0, \sin \alpha \sin \beta)$
 $n_2 = (\sin \beta, 0, -\cos \alpha \cos \beta)$

Note that second Bloch vectors of state 7 and 8 as well as of state 9 and 10 are always directed oppositely (unless states are maximally mixed).

For $\alpha \in S_0$ the first Bloch vectors are identical for state 7 and 8 (9 and 10) only having a non-vanishing x -component. Thus $F = 1$ is impossible. Mapping the first Bloch vectors onto the z -axis requires $\mu_1 \in S_0$ in order to keep the y -component zero, and $\nu_1 \in S_{\pi/2}$ in order to map the x -component onto the z -axis. On the other hand, mapping the second Bloch vectors onto the z -axis requires the following, dependent on values of β : For $\beta \in S_0$ second Bloch vectors lie on the z -axis and stay there if $\nu_2 \in S_0$. For $\beta \in S_{\pi/2}$ second Bloch vectors lie on the x -axis and are mapped onto the z -axis by $\mu_2 \in S_0$ (keeping the y -component zero) and $\nu_2 \in S_{\pi/2}$ (rotating x -component onto the z -axis). For $\beta \notin S$ second Bloch vectors have non-vanishing x - and z -components, and to map them onto the z -axis we would

need $\mu_2 \in S_0$ (keeping the y -component zero) and $\nu_2 \in S_\delta$ with $\delta \equiv \arctan\left(\frac{n_{2,x}}{n_{2,z}}\right) = \pm \arctan\left(\frac{\sin \beta}{\cos \alpha \cos \beta}\right) \notin S$, where the minus sign of δ belongs to states 7 and 8 and the plus to states 9 and 10. Thus, for $\beta \notin S$ second Bloch vectors can not all be mapped onto the z -axis.

For $\alpha \in S_{\pi/2}$ and $\beta \in S_0$ Bloch vectors are zero. For $\alpha \in S_{\pi/2}$ and $\beta \notin S_0$ first Bloch vectors have a non-vanishing z -component while second Bloch vectors have a non-vanishing x -component. Comparing states 7 and 9 first Bloch vectors are oppositely directed while second Bloch vectors are aligned, implying that $F = 1$ is impossible. PSF is undefined if $\nu_1 \in S_0$, keeping the first Bloch vectors on the z -axis, or if second Bloch vectors are rotated to the z -axis, $\mu_2 \in S_0$, $\nu_2 \in S_{\pi/2}$.

For $\alpha \notin S$ and $\beta \in S_0$ first Bloch vectors have a non-vanishing x -component and second Bloch vectors have a non-vanishing z -component. For states 7 and 8 first Bloch vectors are aligned while second Bloch vectors are directed oppositely. $F = 1$ is impossible, and PSF is undefined if for the first Bloch vectors $\mu_1 \in S_0$, $\nu_1 \in S_{\pi/2}$ or if for the second Bloch vector $\nu_2 \in S_0$.

For $\alpha \notin S$ and $\beta \in S_{\pi/2}$, looking at states 7 and 9 second Bloch vectors are identical while first Bloch vectors are directed oppositely. Then, $F = 1$ is impossible and an undefined PSF is obtained by $\mu_1 \in S_0$, $\nu_1 \in S_{\delta_2}$ with $\delta_2 \equiv -\arctan\left(\frac{\cos \alpha}{\sin \alpha \sin \beta}\right) \notin S$ for first Bloch vectors or by $\mu_2 \in S_0$, $\nu_2 \in S_{\pi/2}$ for second Bloch vectors. Equally looking at states 8 and 10, second Bloch vectors are identical while first Bloch vectors are directed oppositely. Then, $F = 1$ is impossible and an undefined PSF is obtained by $\mu_1 \in S_0$, $\nu_1 \in S_{-\delta_2}$ for first Bloch vectors or by $\mu_2 \in S_0$, $\nu_2 \in S_{\pi/2}$ for second Bloch vectors. Thus, as conditions for first Bloch vectors can not be true at the same time, conditions for second Bloch vectors have to be true for $\alpha \notin S$ and $\beta \in S_{\pi/2}$.

For $\alpha \notin S$ and $\beta \notin S$ all Bloch vectors have non-vanishing x - and y -components. In the following table we compare states pairwise to find necessary conditions for $F = 1$ or an undefined PSF. We use the angles $\delta_1 \equiv -\arctan\left(\frac{\sin \beta}{\cos \alpha \cos \beta}\right) \notin S$ and δ_2 defined as above.

TABLE III. Summarizing conditions for states 7-10 for the case that $\alpha, \beta \notin S$. For each pair of states PSF needs to be one or undefined.

states		μ_1	ν_1	μ_2	ν_2
7 & 8	$F = 1 :$	S_0	\bar{S}_0		
	undefined:			S_0	S_{δ_1}
9 & 10	$F = 1 :$	S_0	\bar{S}_0		
	undefined:			S_0	$S_{-\delta_1}$
7 & 9	$F = 1 :$			S_0	\bar{S}_0
	undefined:	S_0	S_{δ_2}		
8 & 10	$F = 1 :$			S_0	\bar{S}_0
	undefined:	S_0	$S_{-\delta_2}$		

It can be seen from table III that it is not possible to achieve an undefined PSF for all states. It follows by this that the conditions $\mu_1, \mu_2 \in S_0$ and $\nu_1, \nu_2 \notin S_0$ for $F = 1$ need to be true for $\alpha, \beta \notin S$.

Group two consists of states 11-14,

state 11: $\theta_1 = \pi, \theta_2 = \pi/2, \varphi_2 = \pi/2 + \gamma$:

$$n_1 = (0, \cos \beta, \sin \alpha \sin \beta)$$

$$n_2 = (0, \sin \alpha, -\cos \alpha \cos \beta)$$

state 13: $\theta_1 = 0, \theta_2 = \pi/2, \varphi_2 = -\pi/2 - \gamma$:

$$n_1 = (0, -\cos \beta, -\sin \alpha \sin \beta)$$

$$n_2 = (0, \sin \alpha, \cos \alpha \cos \beta)$$

state 12: $\theta_1 = 0, \theta_2 = \pi/2, \varphi_2 = \pi/2 - \gamma$:

$$n_1 = (0, \cos \beta, -\sin \alpha \sin \beta)$$

$$n_2 = (0, -\sin \alpha, \cos \alpha \cos \beta)$$

state 14: $\theta_1 = \pi, \theta_2 = \pi/2, \varphi_2 = -\pi/2 + \gamma$:

$$n_1 = (0, -\cos \beta, \sin \alpha \sin \beta)$$

$$n_2 = (0, -\sin \alpha, -\cos \alpha \cos \beta)$$

To map states 7 onto 11, 8 onto 12, 9 onto 13 and 10 onto 14 we can exchange α with β and rotate after the transformation U_c first Bloch vectors by $R_z(\pi/2)$ and second Bloch vectors by $R_z(-\pi/2)$. Thus, conditions from IV can be mapped onto conditions from V by exchanging $\alpha \leftrightarrow \beta$ and by shifting $\mu_1 \rightarrow \mu_1 + \frac{\pi}{2}$ and $\mu_2 \rightarrow \mu_2 - \frac{\pi}{2}$.

Group three consists of states 15-18,

state 15: $\theta_1 = \pi/2, \theta_2 = \pi, \varphi_1 = \gamma$:
 $n_1 = (-\sin \alpha, 0, -\cos \alpha \cos \beta)$
 $n_2 = (\cos \beta, 0, \sin \alpha \sin \beta)$

state 17: $\theta_1 = \pi/2, \theta_2 = 0, \varphi_1 = \pi - \gamma$:
 $n_1 = (-\sin \alpha, 0, \cos \alpha \cos \beta)$
 $n_2 = (-\cos \beta, 0, -\sin \alpha \sin \beta)$

state 16: $\theta_1 = \pi/2, \theta_2 = 0, \varphi_1 = -\gamma$:
 $n_1 = (\sin \alpha, 0, \cos \alpha \cos \beta)$
 $n_2 = (\cos \beta, 0, -\sin \alpha \sin \beta)$

state 18: $\theta_1 = \pi/2, \theta_2 = \pi, \varphi_1 = \pi + \gamma$:
 $n_1 = (\sin \alpha, 0, -\cos \alpha \cos \beta)$
 $n_2 = (-\cos \beta, 0, \sin \alpha \sin \beta)$

As for group two, states of group one are mapped onto states of group three if we exchange α with β and exchange the Bloch vectors. Thus, conditions from IV can be mapped onto conditions from VI by the following exchange operations $\alpha \leftrightarrow \beta$, $\mu_1 \leftrightarrow \mu_2$, $\nu_1 \leftrightarrow \nu_2$ and by mapping $\sigma_1 \rightarrow -\sigma_1$.

Group four consists of states 19-22,

state 19: $\theta_1 = \pi/2, \theta_2 = \pi, \varphi_1 = \pi/2 + \gamma$:
 $n_1 = (0, \sin \beta, -\cos \alpha \cos \beta)$
 $n_2 = (0, \cos \alpha, \sin \alpha \sin \beta)$

state 21: $\theta_1 = \pi/2, \theta_2 = 0, \varphi_1 = -\pi/2 - \gamma$:
 $n_1 = (0, \sin \beta, \cos \alpha \cos \beta)$
 $n_2 = (0, -\cos \alpha, -\sin \alpha \sin \beta)$

state 20: $\theta_1 = \pi/2, \theta_2 = 0, \varphi_1 = \pi/2 - \gamma$:
 $n_1 = (0, -\sin \beta, \cos \alpha \cos \beta)$
 $n_2 = (0, \cos \alpha, -\sin \alpha \sin \beta)$

state 22: $\theta_1 = \pi/2, \theta_2 = \pi, \varphi_1 = 3\pi/2 - \gamma$:
 $n_1 = (0, -\sin \beta, -\cos \alpha \cos \beta)$
 $n_2 = (0, -\cos \alpha, \sin \alpha \sin \beta)$

To map states from group one onto states of group four we rotate after the transformation U_c first Bloch vectors by $R_z(\pi/2)$ and second Bloch vectors by $R_z(-\pi/2)$, and then we exchange Bloch vectors. Thus, conditions from IV can be mapped onto conditions from VII by the following exchange operations $\mu_1 \leftrightarrow \mu_2 + \frac{\pi}{2}$, $\nu_1 \leftrightarrow \nu_2$ and by mapping $\sigma_1 \rightarrow -\sigma_1$.

Conditions from groups 1-4 are given in the tables IV summarizing conditions of Σ_{IV} .

V)

Ω_V refers to states 23 and 24. We do not derive conditions for Σ_V yet but will refer to these states later, as we then have a certain set of conditions simplifying the handling of states 23 and 24.

state 23: $\theta_1 = \pi/2, \theta_2 = \pi/2, \varphi_1 = \pi/4, \varphi_2 = \pi/4$:

$$n_1 = \left(\frac{\cos(\alpha+\gamma)}{\sqrt{2}}, \frac{\cos(\beta+\gamma)}{\sqrt{2}}, -\frac{\sin(\alpha-\beta)}{2} \right)$$

$$n_2 = \left(\frac{\cos(\beta+\gamma)}{\sqrt{2}}, \frac{\cos(\alpha+\gamma)}{\sqrt{2}}, \frac{\sin(\alpha-\beta)}{2} \right)$$

state 24: $\theta_1 = \pi/2, \theta_2 = \pi/2, \varphi_1 = 5\pi/4, \varphi_2 = 7\pi/4$:

$$n_1 = \left(\frac{\cos(\alpha-\gamma)}{\sqrt{2}}, -\frac{\cos(\beta+\gamma)}{\sqrt{2}}, \frac{\sin(\alpha+\beta)}{2} \right)$$

$$n_2 = \left(-\frac{\cos(\beta+\gamma)}{\sqrt{2}}, -\frac{\cos(\alpha-\gamma)}{\sqrt{2}}, \frac{\sin(\alpha+\beta)}{2} \right)$$

VI)

Ω_{VI} refers to states 25 and 26. We do not derive conditions for Σ_{VI} yet but will refer to these states later, as we then have a certain set of conditions simplifying the handling of states 25 and 26.

state 25: $\theta_1 = \pi/4, \theta_2 = \pi/4, \varphi_1 = 0, \varphi_2 = 0$:

$$n_1 = \frac{1}{2} (\cos \gamma (\sqrt{2} \cos \alpha + \sin \alpha), \sin \gamma (\cos \beta - \sqrt{2} \sin \beta), \sqrt{2} \cos(\alpha + \beta) - \cos \beta \sin \alpha)$$

$$n_2 = \frac{1}{2} (\cos \gamma (\sqrt{2} \cos \beta + \sin \beta), \sin \gamma (\cos \alpha - \sqrt{2} \sin \alpha), \sqrt{2} \cos(\alpha + \beta) - \cos \alpha \sin \beta)$$

state 26: $\theta_1 = \pi/4, \theta_2 = \pi/4, \varphi_1 = \pi, \varphi_2 = 0$:

$$n_1 = \frac{1}{2} (\cos \gamma (\sqrt{2} \cos \alpha + \sin \alpha), -\sin \gamma (\cos \beta - \sqrt{2} \sin \beta), -\sqrt{2} \cos(\alpha + \beta) + \cos \beta \sin \alpha)$$

$$n_2 = \frac{1}{2} (-\cos \gamma (\sqrt{2} \cos \beta + \sin \beta), \sin \gamma (\cos \alpha - \sqrt{2} \sin \alpha), -\sqrt{2} \cos(\alpha + \beta) + \cos \alpha \sin \beta)$$

The proof proceeds by considering cases of I) one by one. Proving that each case contradicts other conditions proves a contradiction to the assumption.

TABLE IV. Summarizing conditions for various cases of groups 1-4. Combining tables for groups 1-4 one obtains the last table summarizing all possible cases with conditions on Σ_{IV} . The first column labels the cases while other columns specify angles that are restricted to sets which are written in the rows (different cases).

group 1							group 4								
		α	β	μ_1	ν_1	μ_2	ν_2			α	β	μ_1	ν_1	μ_2	ν_2
i)	1.	S_0	S_0	S_0	$S_{\pi/2}$			i)	1.	S_0	S_0			$S_{\pi/2}$	$S_{\pi/2}$
	2.	"	"				S_0		2.	"	"		S_0		
	3.	"	$S_{\pi/2}$	S_0	$S_{\pi/2}$				3.	"	$S_{\pi/2}$			$S_{\pi/2}$	$S_{\pi/2}$
	4.	"	"			S_0	$S_{\pi/2}$		4.	"	"	$S_{\pi/2}$	$S_{\pi/2}$		
	5.	"	\overline{S}	S_0	$S_{\pi/2}$				5.	"	\overline{S}			$S_{\pi/2}$	$S_{\pi/2}$
ii)	1.	$S_{\pi/2}$	S_0					ii)	1.	$S_{\pi/2}$	S_0				
	2.	"	\overline{S}_0		S_0				2.	"	\overline{S}_0				S_0
	3.	"	"			S_0	$S_{\pi/2}$		3.	"	"	$S_{\pi/2}$	$S_{\pi/2}$		
iii)	1.	\overline{S}	S_0	S_0	$S_{\pi/2}$			iii)	1.	\overline{S}	S_0			$S_{\pi/2}$	$S_{\pi/2}$
	2.	"	"				S_0		2.	"	"		S_0		
	3.	"	$S_{\pi/2}$			S_0	$S_{\pi/2}$		3.	"	$S_{\pi/2}$	$S_{\pi/2}$	$S_{\pi/2}$		
	4.	"	\overline{S}	S_0	\overline{S}_0	S_0	\overline{S}_0		4.	"	\overline{S}	$S_{\pi/2}$	\overline{S}_0	$S_{\pi/2}$	\overline{S}_0

group 2							group 3								
		α	β	μ_1	ν_1	μ_2	ν_2			α	β	μ_1	ν_1	μ_2	ν_2
i)	1.	S_0	S_0	$S_{\pi/2}$	$S_{\pi/2}$			i)	1.	S_0	S_0			S_0	$S_{\pi/2}$
	2.	"	"				S_0		2.	"	"		S_0		
	3.	"	$S_{\pi/2}$						3.	"	$S_{\pi/2}$				
	4.	"	\overline{S}	$S_{\pi/2}$	$S_{\pi/2}$				4.	"	\overline{S}			S_0	$S_{\pi/2}$
	5.	"	"				S_0		5.	"	"		S_0		
ii)	1.	$S_{\pi/2}$	S_0	$S_{\pi/2}$	$S_{\pi/2}$			ii)	1.	$S_{\pi/2}$	S_0			S_0	$S_{\pi/2}$
	2.	"	"			$S_{\pi/2}$	$S_{\pi/2}$		2.	"	"	S_0	$S_{\pi/2}$		
	3.	"	$S_{\pi/2}$		S_0				3.	"	$S_{\pi/2}$				S_0
	4.	"	$S_{\pi/2}$			$S_{\pi/2}$	$S_{\pi/2}$		4.	"	$S_{\pi/2}$	S_0	$S_{\pi/2}$		
	5.	"	\overline{S}			$S_{\pi/2}$	$S_{\pi/2}$		5.	"	\overline{S}	S_0	$S_{\pi/2}$		
iii)	1.	\overline{S}	S_0	$S_{\pi/2}$	$S_{\pi/2}$			iii)	1.	\overline{S}	S_0			S_0	$S_{\pi/2}$
	2.	"	$S_{\pi/2}$		S_0				2.	"	$S_{\pi/2}$				S_0
	3.	"	$S_{\pi/2}$			$S_{\pi/2}$	$S_{\pi/2}$		3.	"	$S_{\pi/2}$	S_0	$S_{\pi/2}$		
	4.	"	\overline{S}	$S_{\pi/2}$	\overline{S}_0	$S_{\pi/2}$	\overline{S}_0		4.	"	\overline{S}	S_0	\overline{S}_0	S_0	\overline{S}_0

IV		α	β	μ_1	ν_1	μ_2	ν_2
i)	1.	S_0	S_0		S_0		S_0
	2.	"	$S_{\pi/2}$	S_0	$S_{\pi/2}$	$S_{\pi/2}$	$S_{\pi/2}$
	3.	"	"	$S_{\pi/2}$	$S_{\pi/2}$	S_0	$S_{\pi/2}$
ii)	1.	$S_{\pi/2}$	S_0	$S_{\pi/2}$	$S_{\pi/2}$	S_0	$S_{\pi/2}$
	2.	"	"	S_0	$S_{\pi/2}$	$S_{\pi/2}$	$S_{\pi/2}$
	3.	"	$S_{\pi/2}$		S_0		S_0

First let us consider one of cases I)i) or I)ii) to be true. From conditions for α and β it follows that

$$\begin{aligned} \alpha + \beta \in S_{\pi/2}, \alpha - \beta \notin S_{\pi/2} \\ \Rightarrow 2\alpha, 2\beta \notin S_0 \\ \Rightarrow \alpha, \beta \notin S, \end{aligned} \quad (44)$$

$$(45)$$

Analogously, $\alpha + \beta \notin S_{\pi/2}, \alpha - \beta \in S_{\pi/2}$ leads to the same conclusion. This already contradicts conditions from IV indicating $\alpha, \beta \in S$.

Second let us consider I)iii) to be true. This implies

$$\begin{aligned} \alpha \pm \beta \in S_{\pi/2} \Rightarrow 2\alpha, 2\beta \in S_0 \Rightarrow \alpha, \beta \in S \\ \text{and } \alpha \in S_0 \Leftrightarrow \beta \in S_{\pi/2}, \\ \text{as well as } \alpha \in S_{\pi/2} \Leftrightarrow \beta \in S_0. \end{aligned} \quad (46)$$

It follows that one of cases IV)i)2., IV)i)3., IV)ii)1. or X)ii)2. has to be true. This corresponds to two possible cases for the local transformations denoted by A1 and A2,

$$\text{A1: } \mu_1 \in S_0, \nu_1 \in S_{\pi/2} \text{ and } \mu_2, \nu_2 \in S_{\pi/2} \quad (47)$$

$$\text{A2: } \mu_2 \in S_0, \nu_2 \in S_{\pi/2} \text{ and } \mu_1, \nu_1 \in S_{\pi/2}. \quad (48)$$

Alternatives i) and ii) from II) and III) lead, similarly to (44) to $\alpha \notin S$ or $\beta \notin S$, thus, contradicting conditions (46). The combination of I)iii), II)iii) and III)iii) leads to a contradiction for the conditions for α, β, γ , while the combination of II)iv) and III)iv) contradicts the conditions (47) and (48), respectively. There remain two combinations, namely II)iii), III)iv), that agree with A1, and II)iv), III)iii), that agree with A2. For $\alpha \in S_0, \beta \in S_{\pi/2}$ II)iii) ($\beta \pm \gamma \in S_{\pi/2}$) implies $\gamma \in S_0$ (A1.1) while III)iii) implies $\gamma \in S_{\pi/2}$ (A2.1), and for $\alpha \in S_{\pi/2}, \beta \in S_0$ II)iii) implies $\gamma \in S_{\pi/2}$ (A1.2) while III)iii) implies $\gamma \in S_0$ (A2.2).

In the following we look at states 23 and 24 from V), doing a case-by-case analysis for A1.1, A1.2, A2.1 and A2.2:

- A1.1:

$$\alpha, \gamma \in S_0, \beta \in S_{\pi/2}$$

$$\mu_1 \in S_0, \nu_1 \in S_{\pi/2} \text{ and } \mu_2, \nu_2 \in S_{\pi/2}$$

These conditions allow us to give the reduced Bloch vectors for state 15 and state 16 after the transformation $(R_y(\nu_1)R_z(\mu_1)) \otimes (R_y(\nu_2)R_z(\mu_2)) U_c$. This means that up to a remaining z-rotation (σ_1) all rotations are already applied to the Bloch vectors.

state 23:

$$m_1 = \left(\mp \frac{1}{2} \sin(\alpha - \beta), 0 \right), m_2 = \left(\pm \frac{1}{2} \sin(\alpha - \beta), 0 \right)$$

state 24:

$$m'_1 = \left(\pm \frac{1}{2} \sin(\alpha + \beta), 0 \right), m'_2 = \left(\pm \frac{1}{2} \sin(\alpha + \beta), 0 \right)$$

The \pm signs are consistent for each component of the first reduced Bloch vectors as well as for each component of the second reduced Bloch vectors. Conditions for α, β, γ give

$$\sin(\alpha - \beta) = -\sin(\alpha + \beta) \Rightarrow m_1 = m'_1 \text{ and } m_2 = -m'_2. \quad (49)$$

This means that the second reduced Bloch vectors are opposite while the first reduced Bloch vectors are identical. It follows that the remaining z-rotation (σ_1) neither leads to an undefined PSF nor synchronizes both states.

- A1.2:

$$\alpha \in S_0, \beta, \gamma \in S_{\pi/2}$$

$$\mu_1, \nu_1 \in S_{\pi/2} \text{ and } \mu_2 \in S_0, \nu_2 \in S_{\pi/2}$$

A1.2 leads analogously to A1.1 to the same conclusion as A1.1.

- A2.1:

$$\alpha, \gamma \in S_{\pi/2}, \beta \in S_0$$

$$\mu_1 \in S_0, \nu_1 \in S_{\pi/2} \text{ and } \mu_2, \nu_2 \in S_{\pi/2}$$

Again, these conditions allow us to give the reduced Bloch vectors for case 15 and case 16 after the transformation $(R_y(\nu_1)R_z(\mu_1)) \otimes (R_y(\nu_2)R_z(\mu_2)) U_c$.

state 23:

$$m_1 = \left(\mp \frac{1}{2} \sin(\alpha - \beta), 0 \right), m_2 = \left(\pm \frac{1}{2} \sin(\alpha - \beta), 0 \right)$$

state 24:

$$m'_1 = \left(\pm \frac{1}{2} \sin(\alpha + \beta), 0 \right), m'_2 = \left(\pm \frac{1}{2} \sin(\alpha + \beta), 0 \right)$$

Conditions for α, β, γ give

$$\sin(\alpha - \beta) = \sin(\alpha + \beta) \Rightarrow m_1 = -m'_1 \text{ and } m_2 = m'_2. \quad (50)$$

As the first reduced Bloch vectors are opposite while the second reduced Bloch vectors are identical, the remaining z-rotation (σ_1) neither leads to an undefined PSF nor synchronizes both states.

- A2.2:

$$\alpha \in S_{\pi/2}, \beta, \gamma \in S_0$$

$$\mu_1, \nu_1 \in S_{\pi/2} \text{ and } \mu_2 \in S_0, \nu_2 \in S_{\pi/2}$$

A2.2 leads analogously to A2.1 to the same conclusion as A2.1.

Thus, I)iii) leads to a contradiction.

Let us consider I)iv) to be true. $\alpha \pm \beta \notin S_{\pi/2}$ already contradicts most cases of IV). Still possible are the cases IV)i)1. and IV)ii)3.. Both imply that $\nu_1, \nu_2 \in S_0$. I)iv)1. saying $\nu_1 \in S_0$ and I)iv)2. saying $\nu_2 \in S_0$ do not add new conditions and can thus be handled together. IV)i)1. says $\alpha, \beta \in S_0$ which we denote by B1, while IV)ii)3. says $\alpha, \beta \in S_{\pi/2}$ which we denote by B2. Similarly to (44), each of the cases II)i), II)ii), III)i) and III)ii) implies $\alpha \notin S$ or $\beta \notin S$, thus contradicting B1 as well as B2.

Let us consider II)iii) and III)iv) to be true: Given B1, it follows from II)iii) that $\gamma \in S_{\pi/2}$, which contradicts $\alpha \pm \gamma \notin S_{\pi/2}$ from III)iv). Given B2, it follows from II)iii) that $\gamma \in S_0$, again contradicting III)iv).

In analogue fashion one finds a contradiction for II)iv) and III)iii). Thus, there solely remains II)iii) and III)iii) that imply $\gamma \in S_{\pi/2}$ for B1 and $\gamma \in S_0$ for B2.

In the following we look separately for B1 and B2 at states 25 and 26 from VI).

- For B1, we have $\alpha, \beta \in S_0, \gamma \in S_{\pi/2}$ and $\nu_1, \nu_2 \in S_0$. Remarkably, y -rotations (ν_1, ν_2) are restricted such that they may change the sign of the x - and z -component or do nothing. Thus, it suffices to look at the reduced Bloch vectors after U_c . We find

state 25:

$$m_1 = \frac{1}{2} (0, \sin \gamma \cos \beta), m_2 = \frac{1}{2} (0, \sin \gamma \cos \alpha)$$

state 26:

$$m'_1 = \frac{1}{2} (0, -\sin \gamma \cos \beta) = -m_1, m'_2 = \frac{1}{2} (0, \sin \gamma \cos \alpha) = m_2.$$

As first reduced Bloch vectors are oppositely directed and second reduced Bloch vectors aligned it is always possible to replace the y -rotations (that can change the sign of the x -component) by some rotation around the z -axis. Thus, final local rotations can be seen as one z -rotation for each qubit. Due to the orientation of reduced Bloch vectors $F = 1$ is impossible for both states but PSF is well defined.

- For B2, $\alpha, \beta \in S_{\pi/2}, \gamma \in S_0$ and $\nu_1, \nu_2 \in S_0$ we find

state 25:

$$m_1 = \frac{1}{2} (\cos \gamma \sin \alpha, 0), m_2 = \frac{1}{2} (\cos \gamma \sin \beta, 0)$$

state 26:

$$m'_1 = \frac{1}{2} (\cos \gamma \sin \beta, 0) = m_1, m'_2 = \frac{1}{2} (-\cos \gamma \sin \beta, 0) = -m_2,$$

and, analogously to B1, $F = 1$ is impossible for both states but PSF is well defined.

By this it follows that I)iv) leads to a contradiction, too. As all cases of I) lead to a contradiction this contradicts the assumption. Perfect QPS by unitary transformations is impossible. \square

E. proof of theorem 2

As well as for the proof of theorem 1, we define the range of initial angles $\theta_i, \varphi_i \in \Omega$ by $0 \leq \theta_i \leq \pi, 0 \leq \varphi_i \leq 2\pi$ with $i \in \{1, 2\}$ and denote the set of angles parametrizing U by $\sigma \equiv (\alpha, \beta, \gamma, \mu_i, \nu_i, \sigma_1) \in \mathbb{R}^8$. We say that a subset $\Omega_0 \subset \Omega$ has measure zero if it can be parametrized by less than four parameters. The PSF is undefined if and only if $\{||\mathbf{m}_1(\theta_i, \varphi_i, \sigma)|| = 0 \vee ||\mathbf{m}_2(\theta_i, \varphi_i, \sigma)|| = 0\}$.

Lemma 2. *For any σ with $||\mathbf{m}_1(\theta_i, \varphi_i, \sigma)|| = 0 \ \forall \theta_i, \varphi_i \in \Omega_{0,1} \Rightarrow \mu(\Omega_{0,1}) = 0$.*

Proof.

$$\begin{aligned} ||\mathbf{m}_1|| = 0 &\Rightarrow m_{1,x}(\theta_i, \varphi_i, \sigma) = 0 \\ &\Leftrightarrow \sum_{j=1}^{12} c_j(\sigma) t_j(\theta_i, \varphi_i) = 0, \end{aligned} \tag{51}$$

with simple trigonometric expressions $t_j(\theta_i, \varphi_i)$ and coefficients $c_j(\sigma)$ given by

$$\begin{array}{ll} t_1 = \sin \theta_1 \sin \varphi_1 & c_1 = -a \sin \gamma \sin \alpha \\ t_2 = \cos \theta_1 \sin \theta_2 \sin \varphi_2 & c_2 = -a \sin \gamma \cos \alpha \\ t_3 = \sin \theta_1 \cos \theta_2 \cos \varphi_1 & c_3 = a \cos \gamma \sin \alpha \\ t_4 = \sin \theta_2 \cos \varphi_2 & c_4 = a \cos \gamma \cos \alpha \\ t_5 = \sin \theta_1 \cos \varphi_1 & c_5 = b \sin \gamma \sin \beta \\ t_6 = \cos \theta_1 \sin \theta_2 \cos \varphi_2 & c_6 = -b \sin \gamma \cos \beta \\ t_7 = \sin \theta_1 \cos \theta_2 \sin \varphi_1 & c_7 = b \cos \gamma \sin \beta \\ t_8 = \sin \theta_2 \sin \varphi_2 & c_8 = -b \cos \gamma \cos \beta \\ t_9 = \cos \theta_1 & c_9 = -c \sin \alpha \sin \beta \\ t_{10} = \sin \theta_1 \sin \theta_2 \cos \varphi_1 \cos \varphi_2 & c_{10} = -c \sin \alpha \cos \beta \\ t_{11} = \sin \theta_1 \sin \theta_2 \sin \varphi_1 \sin \varphi_2 & c_{11} = c \cos \alpha \sin \beta \\ t_{12} = \cos \theta_2 & c_{12} = c \cos \alpha \cos \beta, \end{array}$$

where the angles μ_1, ν_1, σ_1 , parametrizing the local rotations after U_c , are part of coefficients a, b, c defined by

$$\begin{aligned} a &\equiv \cos \mu_1 \cos \nu_1 \cos \sigma_1 - \sin \mu_1 \sin \sigma_1 \\ b &\equiv \sin \mu_1 \cos \nu_1 \cos \sigma_1 + \cos \mu_1 \sin \sigma_1 \\ c &\equiv \cos \sigma_1 \sin \nu_1. \end{aligned}$$

To prove the lemma we show the opposite direction negated,

$$\mu(\Omega_{0,1}) \neq 0 \Rightarrow \nexists \sigma \text{ with } \sum_{j=1}^{12} c_j(\sigma) t_j(\theta_i, \varphi_i) = 0 \ \forall \theta_i, \varphi_i \in \Omega_{0,1}.$$

The trivial solution is impossible, i.e. $\nexists \sigma$ such that $c_j = 0 \forall j$:

Suppose that $c_j = 0 \forall j$

$$\begin{aligned} c_j = 0, j = 1, 2, 3, 4 &\Rightarrow a = 0 \\ c_j = 0, j = 5, 6, 7, 8 &\Rightarrow b = 0 \\ c_j = 0, j = 9, 10, 11, 12 &\Rightarrow c = 0. \end{aligned}$$

However, $c = 0 \Rightarrow$

$$\begin{aligned} \text{i) } \cos \sigma_1 = 0 &\Rightarrow a = \mp \sin \mu_1, b = \pm \cos \mu_1 \Rightarrow \nexists \mu_1 \text{ such that } a = b = 0 \\ \text{ii) } \sin \nu_1 = 0 &\Rightarrow a = \pm \cos \mu_1 \cos \sigma_1 - \sin \mu_1 \sin \sigma_1 \Rightarrow \\ &1.) 0 = \cos \mu_1 = \sin \sigma_1 \Rightarrow b \neq 0 \\ &2.) 0 = \sin \mu_1 = \cos \sigma_1 \Rightarrow b \neq 0 \\ &3.) a = 0 \Rightarrow 1 = \tan \mu_1 \tan \sigma_1 \text{ and } b = 0 \Rightarrow -\tan \mu_1 = \tan \sigma_1 \\ &\Rightarrow 1 = -\tan^2 \mu_1 \text{ which is impossible.} \end{aligned}$$

As $\mu(\Omega_{0,1}) \neq 0$, $\Omega_{0,1}$ provides a range for each parameter that generally consists of arbitrary unions of subintervals (with respect to the intervals of Ω) up to an arbitrary zero set on \mathbb{R} . This means that within these subintervals (i. e. for almost all points of $\Omega_{0,1}$) derivatives by the parameters θ_i, φ_i are well defined.

Using the fact that $\sin(x)$ and $\cos(x)$ are reproduced by taking four times the derivation by x we find the following set of equations

$$\sum_j c_j t_j = 0 \tag{I}$$

$$\frac{d^4}{d\theta_1^4} \sum_j c_j t_j = 0 \Rightarrow t_4, t_8, t_{12} \rightarrow 0 \tag{II}$$

$$\frac{d^4}{d\theta_2^4} \sum_j c_j t_j = 0 \Rightarrow t_1, t_5, t_9 \rightarrow 0 \tag{III}$$

$$\frac{d^4}{d\varphi_1^4} \sum_j c_j t_j = 0 \Rightarrow t_2, t_4, t_6, t_8, t_9, t_{12} \rightarrow 0 \tag{IV}$$

$$\frac{d^4}{d\varphi_2^4} \sum_j c_j t_j = 0 \Rightarrow t_1, t_3, t_5, t_7, t_9, t_{12} \rightarrow 0. \tag{V}$$

Note that a concatenation of the derivations in equations II-V simply combines the corresponding conditions for the t_j . In the following we use the notation "(I,II,V)" referring to the concatenation of the derivations in I,II, and V, and we write "I \pm II" referring to addition/subtraction of the corresponding equations for the c_j, t_j ,

$$\text{IV}-(\text{III},\text{IV}): c_1 t_1 + c_5 t_5 = 0 \tag{52}$$

$$(\text{II},\text{V})-(\text{IV},\text{V}): c_2 t_2 + c_6 t_6 = 0 \tag{53}$$

$$(\text{III},\text{IV})-(\text{IV},\text{V}): c_3 t_3 + c_7 t_7 = 0 \tag{54}$$

$$\text{V}-(\text{II},\text{V}): c_4 t_4 + c_8 t_8 = 0 \tag{55}$$

$$(\text{IV},\text{V}): c_{10} t_{10} + c_{11} t_{11} = 0 \tag{56}$$

$$\text{I}-\text{III}-\text{IV}+(\text{IV},\text{V}): c_9 t_9 = 0 \tag{57}$$

$$\text{I}-\text{II}-\text{V}+(\text{II},\text{V}): c_{12} t_{12} = 0. \tag{58}$$

We showed that the trivial solution $c_j = 0 \forall j$ is impossible. Thus, it can be easily shown that at least one of the equations 52-58 is a non-trivial equation for the $t_j(\theta_i, \varphi_i)$ that is not true $\forall \theta_i, \varphi_i \in \Omega_{0,1}$.

As we showed that for $\mu(\Omega_{0,1}) \neq 0$ there do not exist coefficients $c_j(\sigma)$ that satisfy $\|\mathbf{m}_1\| = 0 \forall \theta_i, \varphi_i \in \Omega_{0,1}$, it follows that $\|\mathbf{m}_1\| = 0 \forall \theta_i, \varphi_i \in \Omega_{0,1} \Rightarrow \mu(\Omega_{0,1}) = 0$, which proves the lemma. \square

Lemma 3. For any σ with $\|\mathbf{m}_2(\theta_i, \varphi_i, \sigma)\| = 0 \forall \theta_i, \varphi_i \in \Omega_{0,2} \Rightarrow \mu(\Omega_{0,2}) = 0$.

Proof.

$$\begin{aligned} \|\mathbf{m}_2\| = 0 &\Rightarrow m_{2,y}(\theta_i, \varphi_i, \sigma) = 0 \\ &\Leftrightarrow \sum_{j=1}^8 d_j(\sigma) s_j(\theta_i, \varphi_i) = 0. \end{aligned} \quad (59)$$

The proof goes analogue to lemma 2 as the following substitutions are true,

$$\begin{aligned} d_1 &\equiv c_4, d_2 \equiv -c_3, d_3 \equiv -c_2, d_4 \equiv c_1 \\ d_5 &\equiv -c_8, d_6 \equiv c_7, d_7 \equiv c_6, d_8 \equiv -c_5 \\ s_j &= t_j, \end{aligned}$$

with

$$\begin{aligned} a &\equiv \cos \mu_2 \\ b &\equiv \sin \mu_2 \\ c &\equiv 0. \end{aligned}$$

□

Proving **theorem 2** means to show that for any σ with $\{\|\mathbf{m}_1(\theta_i, \varphi_i, \sigma)\| = 0 \vee \|\mathbf{m}_2(\theta_i, \varphi_i, \sigma)\| = 0\} \forall \theta_i, \varphi_i \in \Omega_0 \Rightarrow \mu(\Omega_0) = 0$.

Proof. According to the lemma 2 $\|\mathbf{m}_1\| = 0$ is only true for a set of of initial angles $\Omega_{0,1}$ with measure zero, and according to lemma 3 $\|\mathbf{m}_2\| = 0$ is only true for a set of of initial angles $\Omega_{0,2}$ with measure zero. As $\{\|\mathbf{m}_1\| = 0 \vee \|\mathbf{m}_2\| = 0\}$ implies that $\Omega_0 \subset \Omega_{0,1} \cup \Omega_{0,2}$, and as unions of zero sets remain zero sets, it follows that Ω_0 has measure zero.

□

F. Proof of theorem 3

Proof.

$$\langle F(\rho_{1,p} \otimes \rho_{2,p}, U_c) \rangle = \frac{1}{V} \int_{\Omega} d\Omega F \quad (60)$$

$$= \frac{1}{(4\pi)^2} \int_{-\pi}^{\pi} d\varphi_1 \int_{-\pi}^{\pi} d\varphi_2 \int_0^{\pi} d\theta_1 \sin \theta_1 \int_0^{\pi} d\theta_2 \sin \theta_2 F(\varphi_1, \varphi_2, \theta_1, \theta_2) \quad (61)$$

$$= \frac{1}{(4\pi)^2} \int_0^{2\pi} d\varphi_1 \int_{-\pi}^{\pi} d\varphi_2 \int_0^{\pi} d\theta_1 \sin \theta_1 \int_0^{\pi} d\theta_2 \sin \theta_2 F(\varphi_1, \varphi_2, \theta_1, \theta_2) \quad (62)$$

$$= \frac{1}{(4\pi)^2} \int_{-\pi}^{\pi} d\varphi_1 \int_{-\pi}^{\pi} d\varphi_2 \int_0^{\pi} d\theta_1 \sin \theta_1 \int_0^{\pi} d\theta_2 \sin \theta_2 F(\varphi_1 + \pi, \varphi_2, \theta_1, \theta_2) \quad (63)$$

$$= \frac{1}{(4\pi)^2} \int_{-\pi}^{\pi} d\varphi_1 \int_{-\pi}^{\pi} d\varphi_2 \int_0^{\pi} d\theta_1 \sin(\pi - \theta_1) \int_0^{\pi} d\theta_2 \sin(\pi - \theta_2) F(-\varphi_1 + \pi, -\varphi_2, \pi - \theta_1, \pi - \theta_2) \quad (64)$$

$$= \frac{1}{(4\pi)^2} \int_{-\pi}^{\pi} d\varphi_1 \int_{-\pi}^{\pi} d\varphi_2 \int_0^{\pi} d\theta_1 \sin \theta_1 \int_0^{\pi} d\theta_2 \sin \theta_2 (-F(\varphi_1, \varphi_2, \theta_1, \theta_2)) \quad (65)$$

$$= -\langle F(\rho_{1,p} \otimes \rho_{2,p}, U_c) \rangle \quad (66)$$

$$\Rightarrow \langle F(\rho_{1,p} \otimes \rho_{2,p}, U_c) \rangle = 0. \quad (67)$$

In line (62) we use the fact that the φ_1 -integration goes over a complete period, and thus the integration limits may be shifted (It does not matter which φ -integral will be shifted). In line (63) we transfer the integral shift to the function. These two steps also can be seen as a preceding R_z -Rotation of qubit one by an angle π . The mean PSF is invariant

with respect to preceding local transformations, as they do not change the set of initial states. In line (64) we apply a symmetry transformation

$$\varphi_1 \mapsto -\varphi_1 \tag{68}$$

$$\varphi_2 \mapsto -\varphi_2 \tag{69}$$

$$\theta_1 \mapsto \pi - \theta_1 \tag{70}$$

$$\theta_2 \mapsto \pi - \theta_2, \tag{71}$$

that, as a whole, does not change the mean PSF. Direct calculation gives line 65. □
