

Hydrodynamical wind on vertically self-gravitating ADAFs in the presence of toroidal magnetic field

Maryam Ghasemnezhad ^{1*} and Shahram Abbassi ^{2,3 †}

¹ *Faculty of physics, Shahid Bahonar University of Kerman, Kerman, Iran*

² *Department of Physics, School of Sciences, Ferdowsi University of Mashhad, Mashhad, 91775-1436, Iran*

³ *School of Astronomy, Institute for Research in Fundamental Sciences (IPM), Tehran, 19395-5531, Iran*

ABSTRACT

We present the effect of a hydrodynamical wind on the structure and the surface temperature of a vertically self-gravitating magnetized ADAFs using self-similar solutions. Also a model for an axisymmetric, steady-state, vertically self-gravitating hot accretion flow threaded by a toroidal magnetic field has been formulated. The model is based on α -prescription for turbulence viscosity. It is found that the thickness and radial velocity of the disc are reduced significantly as wind gets stronger. In particular, the solutions indicated that the wind and advection have the same effects on the structure of the disc. We also find that in the optically thin ADAF becomes hotter by including the wind parameter and the self-gravity parameter.

Key words: accretion, accretion discs - magnetohydrodynamics (MHD)- stars: winds, outflows.

1 INTRODUCTION

The accretion of matter into a compact object is a classical problem in modern astrophysics and is an important tool for understanding energetic phenomena including active galactic nuclei, ultra luminous X-ray sources and galactic jets. The standard theory of astrophysical accretion disc was formulated over thirty years ago (Pringle & Rees 1972; Novikov & Thorne 1973; Shakura & Sunyaev 1973, Kato et al. 2008). An accretion disc is a structure formed by diffuse material in spiral motion around a massive central body by losing their initial angular momentum and some of the gravitational energy which liberate and convert into radiation.

The accretion disc theory has been developed rapidly during the past three decades. Since then a large body of observational data has been accumulated, however, required some other types of models distinct from the classical picture. Advective cooling is one of the most important mechanism which are not considered in the energy equations in the standard model. In another point of view, if the gas density is low, the gas maybe unable to radiate energy at a rate that balances viscous heating. In this case, the heat generated by viscosity will be advected inwards with the flow instead of being radiated. The disc becomes hot, hence geometrically thick, low density, and radiatively inefficient. Such Advection Dominated Accretion Flows (ADAFs) were introduced by Narayan & Yi (1994). In comparison to thin accretion discs, advection dominated flows have quite different structure, lower bolometric efficiency, and very different SED (spectral energy distributions), with emission over a wider range of wavelengths. It has been argued

(Yuan & Narayan (2014), a comprehensive review and reference there in), based on a combination of theoretical models and observational studies of stellar mass black holes, that the inner regions of accretion discs are replaced by ADAFs when the accretion rate decreases below $\sim 0.01\dot{M}_{\text{Edd}}$. The dynamical and radiative properties of the ADAFs have been intensely studied during the past several years. Consequently, the model has been applied to astrophysical black hole systems, such as supermassive black hole in our galactic center, Sagittarius A*, low-luminosity AGNs (LLAGNs), black hole binaries in their hard and quiescence stats. Although ADAF works well for Sgr A* and some LLAGNs, many details of ADAF need to be investigated (e.g., the dynamical role of magnetic field; the influence of outflow; etc). In order to deepen our understanding of the accretion process modeling to more sources is required.

The importance and presence of magnetic fields in the accretion discs is generally accepted. The dynamical importance of magnetic field widely recognized in angular-momentum transport, the formation of jets-outflow, and the interactions between holes and discs, etc. Several attempt have been done for studying magnetized accretion flows analytically (Kaburaki (2000), Akizuki & Fukue (2006), Abbassi et al. (2008, 2010), Ghasemnezhad et al.(2012)). More or less, they confirmed that in the presence of a magnetic field, the structure and dynamics of the flow will change considerably. So is apparently essential to develop ADAFs model for a fully magnetized case. On the other hand, observations and theoretical arguments show that hot accretion flows are associated with outflow (Blandford & Begelman 1999). A physically more satisfactory approach had been proposed by (Akizuki & Fukue (2006), Abbassi et al 2008, 2010, Ghasemnezhad 2013) by adding

* E-mail:m_ghasemnezhad2005@yahoo.com

† E-mail:abbassi@um.ac.ir

outflow and wind effects on the radial structure of ADAFs.

In the pioneer ADAFs paper the effect of self-gravity in the vertical (or even in radial direction) is completely neglected for simplicity and assumed that the disc is supported in the vertical direction only by the thermal pressure. Mosallanezhad et al. (2012) studied the vertical self-gravitating ADAFs in the presence of toroidal magnetic field. Their solutions showed the thickness of the disc modified significantly when self-gravity becomes stronger. In this paper we develop Mosallanezhad et al. (2012) solutions by considering the effect of wind in the MHD equations. The hypothesis of the model and relevant equations are developed in Sec. 2. Self-similar solutions are presented in section 3. We show the result in section 4 and finally we present the summary and conclusion in section 5.

2 THE BASIC EQUATIONS

Our goal here is to study the effect of wind on the magnetized ADAF in the presence of the vertical self-gravity of the disc. We ignored the self-gravity in radial direction. We used vertically integrated MHD equations in cylindrical coordinates (r, φ, z) for steady state and axi-symmetric ($\frac{\partial}{\partial \varphi} = \frac{\partial}{\partial t} = 0$) hot accretion disc. we suppose that all flow variables are only a function of r (radial direction). We ignore the relativistic effects and we use Newtonian gravity in the radial direction. We suppose that the gaseous disc is rotating around a compact object of mass M_* . By adopting α -prescription for viscosity of rotating gas in accretion flow. We consider the magnetic field has just toroidal component.

The equation of continuity gives:

$$\frac{\partial}{\partial r}(r\Sigma V_r) + \frac{1}{2\pi} \frac{\partial \dot{M}_w}{\partial r} = 0 \quad (1)$$

where V_r is the accretion velocity ($V_r < 0$) and $\Sigma = 2\rho H$ is the surface density at a cylindrical radius r . H is the disc half-thickness and ρ is the density. Mass-loss rate by wind is showed by \dot{M}_w . So

$$\dot{M}_w = \int 4\pi r' \dot{m}_w(r') dr', \quad (2)$$

where $\dot{m}_w(r)$ is the mass-loss per unit area from each disc face. On the other hand, we can rewrite the continuity equation as:

$$\frac{1}{r} \frac{\partial}{\partial r}(r\Sigma V_r) = 2\dot{\rho}H \quad (3)$$

where $\dot{\rho}$ is the mass loss rate per unit volume. The equation of motion in the radial direction is:

$$V_r \frac{\partial V_r}{\partial r} = \frac{V_\varphi^2}{r} - \frac{GM_*}{r^2} - \frac{1}{\Sigma} \frac{d}{dr}(\Sigma c_s^2) - \frac{c_A^2}{r} - \frac{1}{2\Sigma} \frac{d}{dr}(\Sigma c_A^2) \quad (4)$$

where V_φ , G , c_s , and c_A are the rotational velocity of the flow, the gravitational constant, sound speed and Alfvén velocity of the gas, respectively. The sound speed and the Alfvén velocity are defined as $c_s^2 = \frac{p_{\text{gas}}}{\rho}$ and $c_A^2 = \frac{B_\varphi^2}{4\pi\rho} = \frac{2p_{\text{mag}}}{\rho}$, where B_φ , p_{gas} and p_{mag} are the toroidal component of magnetic field, the gas and magnetic pressure respectively.

By integrating along z of the azimuthal equation of motion gives.

$$r\Sigma V_r \frac{d}{dr}(rV_\varphi) = \frac{d}{dr}(r^3\nu\Sigma \frac{d\Omega}{dr}) - \frac{\Omega(lr)^2}{2\pi} \frac{d\dot{M}_w}{dr} \quad (5)$$

where ν is the kinematic viscosity coefficient. α -prescription (Shakura & Sunyaev 1973) for viscosity was assumed as:

$$\nu = \alpha c_s H \quad (6)$$

where α is a constant less than unity. $\Omega(= \frac{V_\varphi}{r})$ is the angular speed. To write the angular momentum equation, we have considered the role of wind in transferring the angular momentum. It is assumed that the wind material moving along a stream line originating at radius r in the disc and co-rotate with the disc out to a radial distance lr . The wind material ejected at radius r on the disc and carries away specific angular momentum $(lr)^2\Omega$, where Ω related to a radial distance lr . Knigge (1999) define the l parameter as the length of the rotational lever arm that allows us to have many types of accretion disc winds models. The parameter $l = 0$ corresponds to a non-rotating wind and the angular momentum is not extracted by the wind and the disc losses only mass because of the wind while $l \neq 1$ represents outflowing materials that carry away the angular momentum (Knigge 1999, Abbassi et al. 2013).

By integrating along z of the hydrostatic balance, we have:

$$H = \frac{c_s^2(1+\beta)}{2\pi G\Sigma} \quad (7)$$

where $\beta = \frac{p_{\text{mag}}}{p_{\text{gas}}} = \frac{1}{2}(\frac{c_A}{c_s})^2$ indicates the important of magnetic field pressure compared to gas pressure. We will study the dynamical properties of the disc for different values of β .

Here we consider only self-gravity in the vertical direction, and assume that in the radial direction centrifugal forces are balanced by gravity from a central mass (Keplerian approximation). One can estimate the importance of self-gravity of the disc by comparing the contributions to the local gravitational acceleration in the vertical direction by both the central object and the disc itself. Here after, we will often refer to such accretion discs, in which self-gravity is important only in the vertical direction, as Keplerian self-gravitating (KSG) discs (Duschl et al 2000). The vertical gravitation due to the disc's self-gravity at the disc surface is given by $(2\pi G\Sigma)$, and due to the central object is given by $\frac{GM_*H}{r^3}$. Thus, self-gravity of the disc in vertical direction is dominated if (Mosallanezhad et al. 2012):

$$2\pi G\Sigma > \frac{GM_*H}{r^3} \quad (8)$$

$$\frac{M_d}{M_*} > \frac{1}{2} \frac{H}{r} \quad (9)$$

where $M_d(r) = \pi r^2 \Sigma$ is the mass enclosed in the disc within a radius r .

For increasing disc masses self-gravity first becomes important in the vertical direction. Since the enclosed mass, M_d , is an increasing function of the radial distance, r , the effect of vertical self-gravity becomes progressively important in outer part of the disc, specially in thick discs (for ADAFs the typical value of $\frac{H}{r}$ is around 1).

On the other hand in a self-gravitating disc, the hydrostatic equilibrium equation in the vertical direction yields (e.g. Paczynski 1978, Duschl 2000):

$$P = \pi G\Sigma^2 \quad (10)$$

where P is the pressure in $z = 0$ (central plane). Following (Mosallanezhad et al. 2012) we assume the disc to be isothermal in the vertical direction.

In order to complete the problem we need to introduce energy equation. We assume the generated energy due to viscous dissipation into the volume is balanced by the advection cooling and energy loss of outflow. Thus,

$$\frac{\Sigma V_r}{\gamma - 1} \frac{dc_s^2}{dr} - 2H V_r c_s^2 \frac{d\rho}{dr} = f \Sigma \nu r^2 \left(\frac{d\Omega}{dr} \right)^2 - \frac{1}{2} \eta \dot{m}_w(r) V_k^2(r) \quad (11)$$

where γ , f and Ω_k are adiabatic index, the ratio of specific advection parameter and the Keplerian angular speed respectively. The last term on the right hand side of the energy equation represents the energy loss due to wind or outflow (Knigge 1999). In our model η is a free and dimensionless parameter. The large η corresponds to more energy extraction from the disc because of wind (Knigge 1999). Finally since we consider the toroidal configuration magnetic field, the induction equation can be written as:

$$\frac{d}{dr} (V_r B_\varphi) = \dot{B}_\varphi \quad (12)$$

where \dot{B}_φ is the field escaping/creating rate due to magnetic instability or dynamo effect.

3 SELF-SIMILAR SOLUTIONS

In the last section we introduced the basic equations for a vertically self-gravitating, axi-symmetric, magnetized hot accretion flow in the presence of rotating wind. The basic equations of the model are a set of partial differential equations, which have a very complicated structure. The self-similar method is one of the most useful and powerful techniques to give an approximate solutions for differential MHD equations and has a wide range of applications in astrophysics. For the first time this technique was applied by Narayan & Yi (1994) in order to solve ADAFs dynamical equations. By adopting Narayan & Yi (1994) self-similar scaling, in fact, the radial dependencies of all physical quantities are canceled out, and all of differential equations are transformed to algebraic equations. Using self-similar scaling and including the effect of mass outflow and making the reasonable assumption as introduced by (Abbassi et al. 2010, Mosallanezhad et al. 2012) the velocities are supposed to be expressed as follows,

$$V_r(r) = -c_1 \alpha V_k(r) \quad (13)$$

$$V_\varphi(r) = c_2 V_k(r) \quad (14)$$

$$c_s^2 = c_3 V_k^2 \quad (15)$$

$$c_A^2 = 2\beta c_s^2 \quad (16)$$

where

$$V_k(r) = \sqrt{\frac{GM}{r}} \quad (17)$$

Generally, c_1 , c_2 and c_3 possess a radial dependencies. But we will show in Fig. 1 that their slopes with respect to radius are small over the range of radii considered ($r > 30r_s$). The deviations

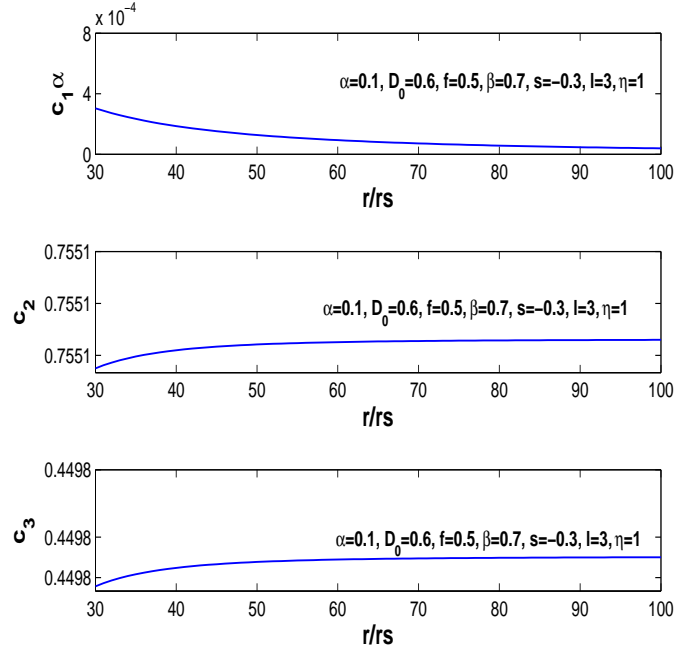


Figure 1. Numerical coefficient c_i as function of radius. This range is most accepted radial range for ADAFs. for a given values of input parameters.

will be small as well, and that the strongest deviations occur at the smallest radii. As it is clear c_1 , c_2 and c_3 are almost constant in the range of $r = 30r_s$ to $r = 100r_s$. This is the most accepted range for validity of advection dominated disks. On the other hand the self-similar solutions that we had been adopted are valid far from the boundaries. It is clear that in the main body of the disk where the self-similar assumption is valid, c_i are almost constant. Hereafter we used constant c_1 , c_2 and c_3 and they are determined later from the basic equations. Assuming the surface density Σ to be in the form of:

$$\Sigma = \Sigma_0 r^s \quad (18)$$

where s is constant. In order to have a valid solution for the self-similar treatment, the mass-loss rate per unit volume and the field escaping rate must have the following form:

$$\dot{\rho} = \dot{\rho}_0 r^{2s - \frac{1}{2}} \quad (19)$$

$$\dot{B}_\varphi = \dot{B}_0 r^{s - \frac{3}{2}} \quad (20)$$

Considering hydrostatic equation, we obtain the disc half-thickness H as:

$$H = \frac{c_3(1 + \beta)}{2 \frac{M_d}{M_\star}} r = \frac{c_3(1 + \beta)}{D} r$$

$D (= 2 \frac{M_d}{M_\star})$ is dimensionless parameter and represents the importance of vertical self-gravitation of the disc. By substituting the above self-similar solutions into the dynamical equations of the system, we obtain the following system of dimensionless equations, to be solved for c_1 , c_2 and c_3 :

$$\dot{\rho}_0 = -(s + \frac{1}{2}) \frac{c_1 \alpha \pi (\Sigma_0)^2 \sqrt{GM_\star}}{2 c_3 (1 + \beta) M_\star} \quad (21)$$

$$H = \frac{c_3(1+\beta)M_\star}{2\pi\Sigma_0} r^{-s-1} \quad (22)$$

By using equations (1),(2) and (3) we have:

$$\dot{M}_w = \dot{M}_{0w} r^{s+\frac{1}{2}} \quad (23)$$

where

$$\dot{M}_{0w} = 2\pi\alpha c_1 \sqrt{GM_\star} \Sigma_0 \quad (24)$$

$$\dot{m}_w = \frac{s+\frac{1}{2}}{2} \alpha c_1 \sqrt{GM_\star} \Sigma_0 r^{s-3/2} \quad (25)$$

we define \dot{m} as:

$$\dot{m} = \frac{\dot{M}_{0w}}{\pi\alpha\Sigma_0\sqrt{GM_\star}} \quad (26)$$

so

$$\dot{m} = 2c_1 \quad (27)$$

equations (28-31) come from equations (4),(5),(11) and (12) respectively:

$$-\frac{1}{2}c_1^2\alpha^2 = c_2^2 - 1 - [s-1+\beta(s+1)]c_3 \quad (28)$$

$$c_1 = \frac{-3(1+\beta)}{D} c_3^{\frac{2}{3}} + \dot{m}(s+\frac{1}{2})l^2 \quad (29)$$

$$[\frac{1}{\gamma-1} + (2s+1)]c_1c_3 = \frac{9}{4D} f c_3^{\frac{2}{3}} c_2^2(1+\beta) - \frac{1}{8}\eta(s+\frac{1}{2})\dot{m} \quad (30)$$

$$\dot{B}_0 = \frac{(1-2s)}{2} \alpha \Sigma_0 c_1 G \sqrt{M_\star} \sqrt{\frac{2\beta}{1+\beta}} \quad (31)$$

As it is easily seen from equation (21), for $s = -1/2$, there is no mass loss/wind, while there exists mass loss (wind) for $s > -1/2$. On the other hand, the escape/creation of magnetic fields will balance each other for $s = \frac{1}{2}$ (equation 31). In this work we focus on the wind case ($-\frac{1}{2} < s < \frac{1}{2}$). Furthermore the thickness of the disc will increase due to the magnetic pressure for the weakly to moderately magnetized flow with $\beta \sim 1$; while it decreases when D is relatively large.

After algebraic manipulations, we obtain a sixth order algebraic equation for c_1 :

$$A^3 c_1^6 - 3(1-E)A^2 c_1^4 + [B^3 + 3A(1-E)^2]c_1^2 - (1-E)^3 = 0 \quad (32)$$

Where

$$A = \frac{1}{2}\alpha^2 \quad (33)$$

$$B = \frac{4}{3^{\frac{5}{3}}f} [\frac{1}{\gamma-1} + (2s+1)] (\frac{D}{1+\beta})^{\frac{2}{3}} [\frac{1}{-1+2(s+\frac{1}{2})l^2}]^{\frac{1}{3}} - [s-1+\beta(s+1)] [\frac{D}{3(1+\beta)} (-1+2(s+\frac{1}{2})l^2)]^{\frac{2}{3}} \quad (34)$$

$$E = \frac{\eta}{3f} [\frac{s+\frac{1}{2}}{-1+2(s+\frac{1}{2})l^2}] \quad (35)$$

Mosallanezhad et al.(2012) solved the equation when $s = -\frac{1}{2}$ because they did not consider wind/mass-loss in their model. But we are interested in analyzing the dynamical behavior of magnetized ADAFs in presence of mass-loss. This algebraic equation

shows that the variable c_1 which determines the behavior of radial velocity depends only on the α , s , D , β and f . As we can see in above equations, in order to have the real solutions for c_1 , we need to have l as $l^2 > \frac{1}{2s+1}$. This new requirement limits the solutions of $c_3 > 0$. Using c_1 from this algebraic equation, the other variables (i.e. c_2 and c_3) can be obtained easily:

$$c_2^2 = \frac{4Dc_3^{-\frac{1}{2}}c_1}{9f(1+\beta)} [\frac{1}{\gamma-1} + (2s+1)] + \frac{\eta(s+\frac{1}{2})Dc_1c_3^{-\frac{3}{2}}}{9f(1+\beta)} \quad (36)$$

$$c_3 = c_1^{\frac{2}{3}} [\frac{D(-1+2(s+\frac{1}{2})l^2)}{3(1+\beta)}]^{\frac{2}{3}} \quad (37)$$

We can solve these simple equations numerically, and clearly just physical solutions can be interpreted. They reduce to the results of Mosallanezhad et al. (2012) without wind. Now we can analyze the behavior of solutions.

4 RESULTS

Now, we have performed a parameter study considering our input parameters. We are interested to examine the effects of rotating wind, magnetic field, self-gravity and advection which their characteristic parameters are s, l, β, D and f , respectively. We solved the equations of c_i numerically. According to the new condition for l we use $l > 1$ to get real values for c_1, c_2 and c_3 . $l > 1$ corresponds to rotating wind which can remove a significant amounts of angular momentum from the disc. Our results for the structure of vertically self-gravitating hot magnetized ADAFs are shown in Figures 2-6. In all these figures, the necessary constant are fixed to their most typical values. In all figures we use $\gamma = \frac{5}{3}$. Fig. 2 shows the coefficients c_1, c_2 and $\frac{H}{r}$ in terms of self-gravitating parameter D for different values of dimensionless lever arm l ($l = 2., 2.5, 3.$). In Fig. 2 we investigate the role of the extraction of angular momentum due to the wind/outflow in the radial velocity, rotation velocity and the thickness of accretion flow. The behavior of radial velocity is determined by $c_1\alpha$ is shown in the upper panel. Top panel in Figure 2 shows that for larger values of parameter D , which implies self-gravitating becomes important, the radial velocity decreases sharply as parameter D increases. Furthermore when l becomes stronger the radial velocity steadily increases which makes sense and is in great agreement with Abbassi et al (2013). The rotational velocity, c_2 , is plotted in the middle panel. As we can see easily the rotational velocity is almost independent of the self-gravity's parameter D . Abbassi et al (2013) have shown that the accreting flow will rotate slower when the angular momentum removal from the disc, as l becomes larger. This trend is observed in our results (middle panel of Figure 2). Bottom panel of Figure 2 show the relative thickness of disc, H/r as a function of D for different values of l parameter. For instance, one would immediately deduce that the relative thickness decreases meaningfully at the outer part of the disc where the disc becomes self-gravitating (larger values of D). On the other hand for non-self-gravitating discs, small D , the half-thickness increases when the amount of the extracted angular momentum becomes stronger. These result agree with previous solution (Abbassi et al. 2013). In Figure 2 each curve is labeled by corresponding index l .

Fig. 3 shows the coefficients c_1, c_2 and $\frac{H}{r}$ in terms of self-gravitating parameter D for different values of wind parameter s . For lower values of D , non-self-gravitating case, the radial velocity is increases when the wind becomes stronger, which is in agreement with Abbassi et al (2013). The rotational velocity is almost

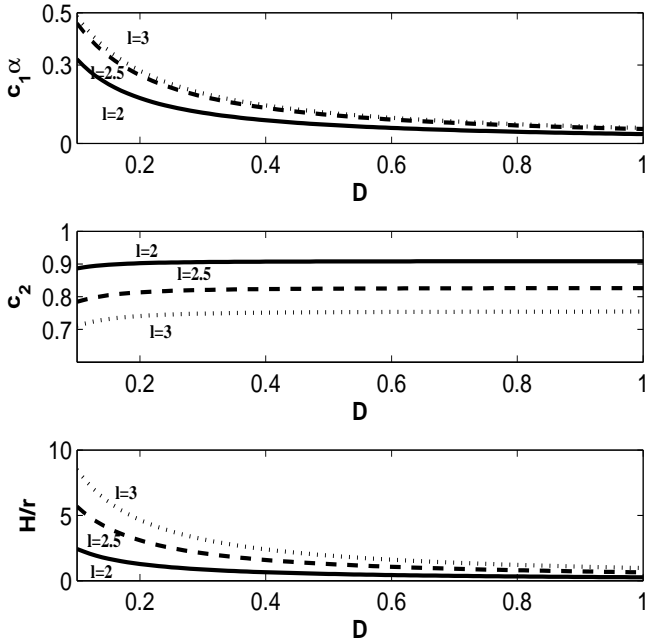


Figure 2. Numerical coefficient c_i as function of self-gravity parameter D for several values of l (the amount of the extracted angular momentum). For all panels we use $s = -0.3$, $\beta = 0.7$, $\alpha = 0.1$, $\eta = 1$, $f = 0.5$.

independent of the self-gravity's parameter D , Middle panel. We increase the wind parameter, we see rotational velocity decreases. The relative thickness of disc, H/r decreases gradually at the outer part of the disc where the disc becomes self-gravitating (larger values of D). Also for non-self-gravitating discs, Lower D , the half-thickness increases when the wind is stronger ($s > -1/2$). These result agree with previous solutions (Abbassi et al. 2013, Mosallanezhad et al. 2012). In Figure 2 Each curve is labeled by corresponding l .

In Figure 4, the behavior of the coefficients c_1 and c_2 and relative thickness are shown for different values of advective parameter f versus parameter D . As disc becomes advective, larger f , the radial velocity and half-thickness will increase relatively, while the rotational velocity decreases, particularly for smaller values of D . The rotational velocity decreases when advection parameter f increases and is not affected by the self-gravity parameter. But radial velocity and vertical thickness are sensitive to D parameter and decrease as D increases.

Similar to Figure 2, 3 and 4 the coefficients c_1 and c_2 and relative thickness are shown in Figure 5 for different values of magnetic parameter β versus parameter D . Generally when the magnetic field becomes stronger, when the β increases, the flow rotate faster, with much more radial velocity and larger half-thickness compare to non-magnetized case. It would be interesting if we study the influence of the input parameters on the temperature gradient of the disc. Finally, in Figure 6 we have shown the influence of the wind (upper panel), self-gravity(middle panel) and the magnetic field(lower panel) on the radial temperature structure of the flow. As we know, ADAFs occur in two regime depending on their mass accretion rate and optical depth. In the limit of low mass accretion rates, we have optically thin discs. In optically thin ADAFs, the cooling time of accretion flow is longer than the accretion time

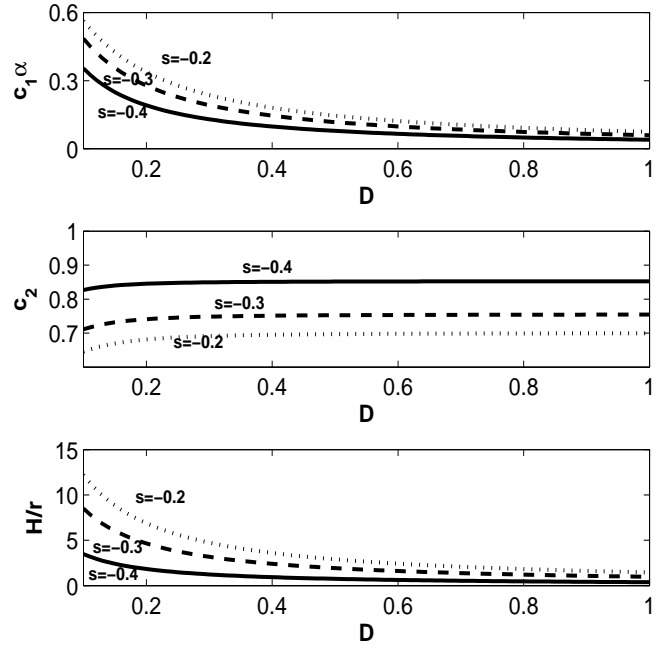


Figure 3. Numerical coefficient c_i as function of self-gravity parameter D for several values of s (wind parameter). For all panels we use $l = 3$, $\beta = 0.7$, $\alpha = 0.1$, $\eta = 1$, $f = 0.5$.

scale. The generated heat by viscosity remains mostly in the accretion disc. The disc can not radiate their energy efficiently. In this model, we may estimate the isothermal sound speed as (Akizuki & Fukue 2006):

$$\frac{R}{\mu} T = c_s^2 = c_3 \frac{GM_*}{r} \quad (38)$$

where T is the gas temperature, R the gas constant and $\bar{\mu}$ the mean molecular weight ($\bar{\mu} = 0.5$). So, the temperature is expressed as:

$$T = c_3 \frac{c^2 \bar{\mu}}{2R} \left(\frac{r}{r_s}\right)^{-1} = 2.706 \times 10^{12} c_3 \left(\frac{r}{r_s}\right)^{-1} \quad (39)$$

where $r_s (= 2 \frac{GM_*}{c^2})$ and c are the Schwarzschild radius of the central object and light speed respectively. In this formula the coefficient c_3 implicitly depends on the wind, self-gravitation, magnetic field and advection parameters, (s, D, β, f). In Fig. 5, we show the radial behavior of temperature for different value of s, D and β . It is obvious that the surface temperature decreases monotonically as $\frac{r}{r_s}$ increases. As we can see in the top panel of Fig. 6, for the case of strong wind ($s > -0.5$) the surface temperature of the disc will increase significantly, at least in the inner part of the disc, and this can impact the observed spectrum since most observed luminosity of ADAFs comes from inner most region.

In the lower panel of Fig. 6., we will see the effect of the magnetic field parameter, β , on the surface temperature of disc. The surface temperature increases by increasing β . Finally in the lower panel we have plotted the surface temperature for several values of the self gravity parameter D . Temperature gradient of the disc is not very sensitive to the value of D , while though β and s more significant effect are observed. Also it is not easy to calculate the radiative spectrum of optically thin ADAFs. This model of ADAFs do not radiate away like a black body radiation. Since accreting gas

in a hot accretion flow has a very high temperature and is more-over optically thin and magnetized, the relevant radiation processes are synchrotron emission and bremsstrahlung, modified by Comptonization (Yuan et al (2014)). In the other limit, the optically thick ADAFs or Slim disc, the mass accretion rate and the optical depth is very high. So the radiation generated by accretion disc can be trapped within the disc. In optically thick ADAFs, the radiation pressure dominates and sound speed is related to radiation pressure. This model radiates away locally like a black body radiation. The averaged flux F is:

$$\Pi = \Pi_{rad} = \frac{1}{3} a T_c^4 2H = \frac{8H}{3c} \sigma T_c^4 \quad (40)$$

$$F = \sigma T_c^4 = \frac{3c}{8H} \Pi = \frac{3}{8} c \Sigma_0 \frac{D}{1+\beta} G M r^{s-2}, \quad (41)$$

where Π , T_c , σ is the height-integrated gas pressure, the disc central temperature and the Stefan-Boltzman constant respectively. The optical thickness of the disc in the vertical direction is:

$$\tau = \frac{1}{2} \kappa \Sigma = \frac{1}{2} \kappa \Sigma_0 r^s \quad (42)$$

where κ is the electron-scattering opacity. So, the effective temperature of the disc surface become:

$$\sigma T_{\text{eff}}^4 = \frac{\sigma T_c^4}{\tau} = \frac{3c}{4\kappa} \frac{D}{1+\beta} \frac{GM}{r^2} = \frac{3}{4} \frac{D}{1+\beta} \frac{L_E}{4\pi r^2} \quad (43)$$

$$T_{\text{eff}} = \left[\frac{3L_E}{16\pi\sigma} \frac{D}{(1+\beta)} \right]^{\frac{1}{4}} r^{-\frac{1}{2}} \quad (44)$$

where $L_E = 4\pi c \frac{GM}{\kappa}$ is the Eddington luminosity. As we can see, there is no f and s dependence in the surface temperature of the optically thick ADAFs. The surface temperature is influenced by the self-gravity and magnetic field parameters explicitly. It is clear that the temperature increases by adding D parameter and decreases for larger values of the magnetic field (β). In the self-gravitating optically thick ADAFs, the surface temperature is not affected by wind parameter.

5 SUMMARY AND CONCLUSION

In this paper, we have studied the accretion disc around black hole in an advection dominated regime in the presence of a toroidal magnetic field and vertical self-gravity of the disc. It was assumed that disc wind/outflow contributes to loss of mass, angular momentum, and thermal energy from accretion discs. We used the self-similar method for solving the equations. Although the self-similar solutions are too simple, they improve our understanding of the physics of the accretion discs around black hole. For simplicity, we assume an axially symmetric and static flow with α prescription of viscosity. Also we ignore the relativistic effects and we use newtonian gravity in the radial direction. We consider the vertical self-gravity of disc by following the paper of Mosallanezhad et al. (2012) in the presence of the effect of wind. Our results reproduce their solutions when the effect of wind is neglected. In ADAFs, the more dissipated energy is advected in the flow and so ADAFs are hot and thick. The disc rotates slower and becomes thicker in the presence of strong rotating wind. Also we have shown the self-gravity and wind parameter have the opposite effects on the thickness and

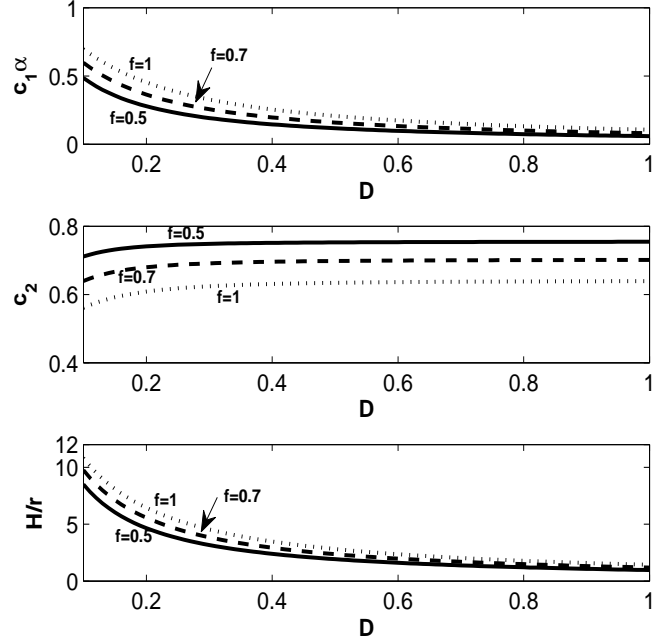


Figure 4. Numerical coefficient c_i as function of self-gravity parameter D for several values of f (advection parameter). For all panels we use $s = -0.3$, $\beta = 0.7$, $\alpha = 0.1$, $\eta = 1$, $l = 3$.

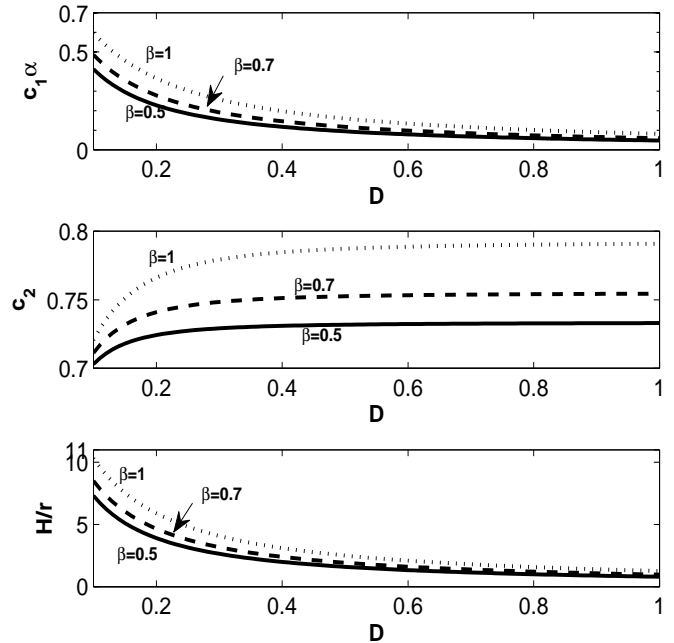


Figure 5. Numerical coefficient c_i as function of self-gravity parameter D for several values of β (magnetic field parameter). For all panels we use $s = -0.3$, $f = 0.5$, $\alpha = 0.1$, $\eta = 1$, $l = 3$.

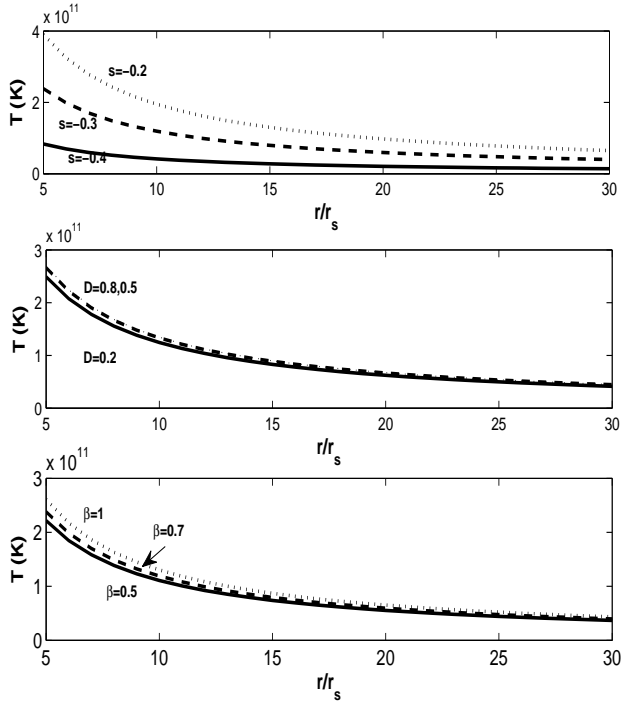


Figure 6. This plot shows The surface temperature of the disc $T(k)$ as function of dimensionless radius ($\frac{r}{r_s}$) for several values of (top panel: wind parameter (s), middle panel: self-gravity parameter D and bottom panel: magnetic field parameter (β). Numerical coefficient c_i as function of self-gravity parameter D for several values of f (advection parameter). For all panels we use $\eta = 1$.

radial velocity of the disc. The rotational velocity almost is not sensitive to the self-gravity while it has a more significant effect to the wind parameter. Beside we have shown the self-gravity and wind parameter have the same effects on the surface temperature in the optically thin ADAFs.

The authors thank the anonymous referee for the careful reading of the manuscript and his/her insightful and constructive comments. S. Abbassi acknowledges the support from the Abdus Salam International Centre for Theoretical Physics (AS-ICTP) for his visit through the regular associateship scheme

REFERENCES

- Abbassi S., Ghanbari J., Najjar S., 2008, MNRAS, 388, 663
 Abbassi S., Ghanbari J., Ghasemnezhad M., 2010, MNRAS, 409, 1113
 Abbassi S., Nourbakhsh E., Shadmehri M., 2013, ApJ, 765, 96
 Akizuki C., Fukue J., 2006, PASJ, 58, 469
 Blandford R. D., Begelman M. C., 1999, MNRAS, 303, 1B
 Duschl W., Strittmatter P.A., Biermann P.L., 2000, A & A, 357, 1123
 Ghasemnezhad M., Khajavi M., Abbassi S., 2012, ApJ, v750, 57
 Ghasemnezhad M., Khajavi M., Abbassi S., 2013, Ap & SS, 346, 341G
 Kaburaki O., 2000, ApJ, 531, 210K
 Kato S., Fukue J., & Mineshige S., 2008, Black hole accretion discs
 Knigge C., 1999, MNRAS, 309, 409

- Paczynski B., 1978, AcA, 28, 91
 Mosallanezhad A., Abbassi S., Shadmehri M., Ghanbari J., 2012, Ap & SS, 337, 703M
 Narayan R., & Yi, I. 1994, ApJ, 428, L13
 Novikov I. D., & Thorne, K. S., 1973, in Black Holes (Les Astres Occlus), ed. C. Dewitt & B. S. Dewitt (New York: Gordon & Breach), 343
 Pringle J. E., & Rees, M. J., 1972, A&A, 21, 1
 Shakura N. I., & Sunyaev R.A., 1973, A&A, 24, 337
 Yuan F., Narayan R., 2014, ARA&A, 52, 529