

ON THE ANALYTICAL DEVELOPMENT OF THE LUNAR AND SOLAR DISTURBING FUNCTIONS

ALESSANDRA CELLETTI, CĂTĂLIN GALEȘ, GIUSEPPE PUCACCO,
AND AARON J. ROSENGREN

ABSTRACT. We provide a detailed derivation of the analytical expansion of the lunar and solar disturbing functions. We start with Kaula’s expansion of the disturbing function in terms of the equatorial elements of both the perturbed and perturbing bodies. Then we provide a detailed proof of Lane’s expansion, in which the elements of the Moon are referred to the ecliptic plane. Using this approach the inclination of the Moon becomes nearly constant, while the argument of perihelion, the longitude of the ascending node, and the mean anomaly vary linearly with time.

We make a comparison between the different expansions and we profit from such discussion to point out some mistakes in the existing literature, which might compromise the correctness of the results. As an application, we analyze the long-term motion of the highly elliptical and critically inclined Molniya orbits subject to quadrupolar gravitational interactions. The analytical expansions presented herein are very powerful with respect to dynamical studies based on Cartesian equations, because they quickly allow for a more holistic and intuitively understandable picture of the dynamics.

1. INTRODUCTION

The most interesting and long-standing problem of celestial mechanics is that of determining the perturbing effects due to the gravitational force of bodies other than the central mass; more formally known as third-body perturbations. The Moon, its motion around the Earth disturbed by the gravitational attraction of the exceedingly large and relatively near Sun, presented one of the most complex problems within the Solar System. The third-body perturbation problem has also occupied a prominent place in modern celestial mechanics, from the study of the dynamical evolution of stellar and planetary systems to the orbital motions of small bodies and artificial satellites. The analytic methodology for computing and describing these perturbations almost invariably employs a theoretical development of the disturbing function—the negative potential function of the disturbing acceleration (Ellis and Murray, 2000; Mardling, 2013). The disturbing function plays a fundamental role in celestial mechanics, giving rise to the notion of separation of perturbing effects into periodic and secular variations and the distinction between fast and slow time variables (Murray and Dermott, 1999).

The mathematical development of the lunar and solar effects on the motion of artificial Earth satellites was originally made by Kozai (1959) and Upton et al. (1959), who expanded the disturbing function into a series of Legendre polynomials in the ratio of the

Key words and phrases. Lunisolar perturbations, Analytical methods, Artificial satellite theory, Space debris.

radial distances (a small quantity for close satellite orbits). A more general and convenient series development was made by Kaula (1962), whereby the Legendre polynomial is expanded using the addition theorem for spherical harmonics in terms of tesseral harmonics involving polar coordinates referred to the Earth’s axis, and further expanded in terms of orbital elements relative to the celestial equator. This harmonic analysis of the perturbations involves a complicated coupling of the motion of the third body (Moon and Sun) with that of the satellite (Cook, 1962). Kozai (1966) noted that the results of these calculations are expressed most simply, in their dependence on the orbital elements of the Moon, when the latter are defined with respect to the plane of the ecliptic. Such a choice of reference planes permits us to consider the lunar inclination as a constant and the lunar argument of perigee and longitude of the ascending node as linear functions of time, provided that we are interested in determining perturbations of the first order only.

The mixed-reference-frame formalism requires a rotation of the harmonic functions depending on the lunar position (Jeffreys, 1965), which, while being straightforward and formal in nature, is quite laborious and error-prone. The first such attempt was made by Giacaglia (1974). Hughes (1980), following this line of thought, presents a similar expansion, but replaces the Kaula inclination functions with those of Allan (1965, 1973) and Izsak (1964). As first noted by Lane (1989), however, several algebraic errors appear in the reckoning work of Giacaglia (1974), so that the form of the lunar series expansion presented therein is incorrect. Accordingly, Lane (1989) gives the complete development showing the tedious and cumbersome nature of the calculations, but omitting some of the more evident mathematical details. Despite such a careful and detailed treatment, we recently discovered that a subtle error was made in Lane’s derivation, which we correct here.

Of course, other series expansion formulations exist, the validity of which have not been questioned, such as those of Estes (1974) and Cok (1978), based instead on the Hill-Brown lunar theory. Nevertheless, the use of Giacaglia’s formalism offers in many respects decided advantages. The form of the lunar series expansion is mathematically pleasing since it displays the influence of all harmonics compactly and elegantly, so that the dissection of the perturbations into short-periodic, long-periodic, and secular parts can be readily made and studied (Lane, 1989). The knowledge of these effects is essential for the determination of the stability of the orbits and the lifetimes of satellites. Of recent practical significance is the investigation of resonant effects on the inclined, nearly circular orbits of the navigation satellites for the management of the Global Navigation Satellite Systems (q.v. Rosengren et al., 2015). Moreover, for the investigation of the geosphere and the interplanetary and interstellar space outside of it, highly-eccentric orbits (HEOs) with multi-day periods are being increasingly considered (Érdi, 1999; Dichmann et al., 2013); such orbits are highly susceptible to the effects of lunar and solar perturbations. In order to understand the phase-space structure of MEOs and HEOs and to identify long-term stable regions as well as dynamical pathways that lead to slow, likely chaotic, variations in orbital elements, we must have an accurate representation of the lunar and solar disturbing function expansions.

The aim of this paper will be to discuss the problem anew and give the definitive expansions in the form of Kaula (1962) as in Section 2 and Lane (1989) as in Section 3.

Auxiliary formulae, as well as a considerable part of reckoning work for intermediate calculations, are presented in order to highlight and amend previous mistakes in the literature. An example in satellite dynamics is given in Section 4 to illustrate the utility of the results. We consider, in particular, orbits near the critical inclination 63.4° in the region of semi-major axes where lunisolar (secular) perturbations generally become more significant than those of higher-order Earth gravity field distributions. Our analysis complements earlier investigations by Hough (1981) and Delhaise and Morbidelli (1993), and clarifies the essential role played by the regression of the lunar node in generating orbital chaos, as it was emphasized by Rosengren et al. (2015). Some conclusions are drawn in Section 5.

2. KAULA'S DEVELOPMENT OF THE DISTURBING FUNCTION

The purpose of this Section is to recall the expansions of the solar and lunar disturbing functions for an artificial satellite (or a space debris) in terms of the equatorial elements of both the perturbed and perturbing bodies. Such development of the gravitational effects of the Sun and Moon on a close-Earth object was derived by Kaula (1962) with the intention of including the lunisolar perturbations as well as the perturbations due to the geopotential (see Kaula, 1966) in the equations of variation of the orbital elements. Furthermore, due to its compact expression, the expansion also proves to be easy to implement in an algebraic manipulator and useful in evaluating various dynamical effects (e.g., secular resonances, the increase of eccentricity of satellite orbits, etc.)

Following Kaula (1962), the gravitational potential due to a third-body perturber (either Sun or Moon), expanded as a function of all orbital elements relative to the celestial equator, has the expression:

$$\begin{aligned} \mathcal{R}^* = & \mathcal{G}m^* \sum_{l=2}^{\infty} \sum_{m=0}^l \sum_{p=0}^l \sum_{h=0}^l \sum_{q=-\infty}^{\infty} \sum_{j=-\infty}^{\infty} \frac{a^l}{(a^*)^{l+1}} \epsilon_m \frac{(l-m)!}{(l+m)!} \\ & \times F_{lmp}(I) F_{lmh}(I^*) H_{lpq}(e) G_{lhj}(e^*) \\ & \times \cos\left((l-2p)\omega + (l-2p+q)M - (l-2h)\omega^* - (l-2h+j)M^* + m(\Omega - \Omega^*)\right), \end{aligned} \quad (2.1)$$

with \mathcal{G} the gravitational constant; m^* the mass of the disturbing body; a, e, I, ω, Ω and M the satellite's orbital elements¹; $a^*, e^*, I^*, \omega^*, \Omega^*$ and M^* the corresponding elements of the third-body perturber; the quantity ϵ_m is defined by

$$\epsilon_m = \begin{cases} 1 & \text{if } m = 0, \\ 2 & \text{if } m \in \mathbb{Z} \setminus \{0\}, \end{cases} \quad (2.2)$$

the functions $H_{lpq}(e)$ and $G_{lhj}(e^*)$ are the Hansen coefficients $X_{l-2p+q}^{l,l-2p}(e)$, $X_{l-2h+j}^{-(l+1),l-2h}(e^*)$ (see Appendix A); the terms $F_{lmp}(I)$ and $F_{lmh}(I^*)$ are the Kaula's inclination functions (see Appendix B).

¹Using standard notation, a denotes the semimajor axis, e the eccentricity, I the inclination, ω the argument of the perigee, Ω the longitude of the ascending node, M the mean anomaly.

Expression (2.1) for the disturbing function may be compared with that given by Murray and Dermott (1999). In this standard text on Solar System dynamics, the disturbing function for an inner secondary, which arises from the outer secondary mass perturbation potential, is similarly expanded in an infinite series in the osculating elements referred to the equator of the primary:

$$\begin{aligned} \mathcal{R}^* = & \mathcal{G}m^* \sum_{l=2}^{\infty} \sum_{m=0}^l \sum_{p=0}^l \sum_{h=0}^l \sum_{q=-\infty}^{\infty} \sum_{j=-\infty}^{\infty} \frac{a^l}{(a^*)^{l+1}} (-1)^{l-m} \epsilon_m \frac{(l-m)!}{(l+m)!} \\ & \times \bar{F}_{lmp}(I) \bar{F}_{lmh}(I^*) H_{lpq}(e) G_{lhj}(e^*) \\ & \times \cos\left((l-2p+q)\lambda - q\varpi + (m-l+2p)\Omega - (l-2h+j)\lambda^* + j\varpi^* - (m-l+2h)\Omega^*\right), \end{aligned} \quad (2.3)$$

where λ and λ^* are the mean longitudes, ϖ and ϖ^* are the longitudes of pericenter, but in this case the quantities $\bar{F}_{lmp}(I)$ and $\bar{F}_{lmh}(I^*)$ here represent the modified Allan inclination functions, related to the corresponding quantities used by Kaula according to²

$$\bar{F}_{lmp}(I) = \begin{cases} F_{lmp}(I), & (l-m) \text{ even}, \\ -iF_{lmp}(I), & (l-m) \text{ odd}. \end{cases}$$

Thus, Allan's differ from Kaula's functions by a factor of $i = \sqrt{-1}$ when $l-m$ is odd. Ellis and Murray (2000) give the disturbing function in a similar form as (2.3), again using the mean longitudes and longitude of pericenters as the angular quantities over the argument of pericenters and mean anomalies, but instead using the Kaula inclination functions.

The variation of the Sun's orbital elements with respect to the celestial equator are well approximated by linear functions of time, therefore the expansion (2.1) can be successfully applied in modeling the solar perturbations. However, as far as the lunar disturbing function is concerned, as noted in various works (see Cook, 1962; Kozai, 1966), the Moon's inclination, node, and argument of perigee are not simple functions of time. In fact, given that the main perturbing effect is due to the Sun, the variation of the above mentioned lunar elements with respect to the celestial equator is nonlinear. In particular, the longitude of the ascending node varies between -13° and 13° with a period of 18.6 years. Within the same interval, the inclination of the lunar orbit with respect to the celestial equator oscillates between 18.4° and 28.6° . The change in the argument of perigee is also nonlinear.

On the contrary, if we consider the elements of the Moon with respect to the ecliptic plane, then the inclination is approximately constant, while the variations of the argument of perigee and the longitude of the ascending node are approximately linear. This remark motivates the introduction of a different approach. Precisely, following Giacaglia (1974), Hughes (1980), and Lane (1989), it is convenient to introduce a rotation of the spherical harmonics for the Moon, so that its orbital elements are referred to the ecliptic plane,

²The history of the inclination functions and a discussion of the vexing issues of notation are given by Gooding and Wagner (2008).

while the orbital elements of the satellite (or space debris) remain unchanged, that is, they are referred to the equatorial plane. This alternative approach is the content of Section 3.

3. GIACAGLIA'S AND LANE'S LUNAR DISTURBING FUNCTION EXPANSIONS

Let us consider a reference frame centered in the Earth and a material point (e.g., a satellite or space debris) orbiting around the Earth. The gravitational action of a third body (e.g., the Moon or the Sun) provokes a potential given by the disturbing function

$$\mathcal{R}_k = \frac{\mathcal{G}m_k}{\rho_k} - \frac{\mathcal{G}m_k(\mathbf{r}_k \cdot \mathbf{r})}{r_k^3}, \quad (3.1)$$

where m_k is the mass of the third body, \mathbf{r} is the position vector of the point mass, \mathbf{r}_k is the position vector of the third body, and $\rho_k = |\mathbf{r} - \mathbf{r}_k|$. Expanding (3.1) in Legendre polynomials, one obtains

$$\mathcal{R}_k = \frac{\mathcal{G}m_k}{r_k} \sum_{l \geq 2} \left(\frac{r}{r_k} \right)^l P_l(\cos \psi_k),$$

where ψ_k is the “geocentric elongation” of the point mass from the third body, i.e., $r_k r \cos \psi_k = \mathbf{r}_k \cdot \mathbf{r}$.

Assuming that the Moon is the third body, as mentioned before, it is convenient to express the position of the Moon in the *ecliptic* frame, so that the inclination becomes nearly constant, while the argument of perihelion ω_k , the longitude of the ascending node Ω_k , and the mean anomaly M_k vary almost linearly with time, with rates respectively equal to $0.164^\circ/\text{day}$, $-0.053^\circ/\text{day}$, and $13.06^\circ/\text{day}$. This remark suggests that it is convenient to express the elements of the point mass with respect to the celestial equator and the elements of the Moon with respect to the ecliptic plane (compare with Kozai, 1966; Giacaglia, 1974; Lane, 1989; Hughes, 1980).

The aim of this Section is to prove that the disturbing function \mathcal{R}_k in (3.1) can be expanded as in Proposition 1 below, where the elements M_k , ω_k , Ω_k of the Moon are referred to the ecliptic frame. The following expansion of the potential induced by the Moon follows closely Lane (1989), except in the definition of some functions (see (3.4) and (3.5) below) that we take from Giacaglia (1974).

To this end, we premise the following result. Let $P_l^m(\cdot)$ be the associated Legendre functions of degree l and order m ; let a , a_k be the semi-major axes of the point mass and the Moon, respectively; let (α, δ) , (α', δ') be the right ascension and declination with respect to the equator of the point mass and the Moon, respectively. Then, the expansion (3.1) can be written as

$$\mathcal{R}_k = \frac{\mathcal{G}m_k}{a_k} \sum_{l \geq 2} \sum_{m=0}^l \frac{\epsilon_m(l-m)!}{(l+m)!} \left(\frac{a}{a_k} \right)^l \left(\frac{r}{a} \right)^l \left(\frac{a_k}{r_k} \right)^{l+1} P_l^m(\sin \delta) P_l^m(\sin \delta') \cos(m(\alpha - \alpha')), \quad (3.2)$$

where the quantity ϵ_m is defined by the relation (2.2).

Proposition 1. *Let $F_{lmp}(I)$ be the inclination function (see Appendix B), and let $X_r^{n,m}(e)$ denote the Hansen coefficients (see Appendix A). Let the quantities ϵ_m be defined as in (2.2).*

Let us introduce the quantities $\bar{\theta}_{lmpj}$, $\bar{\theta}'_{lsqr}$ as

$$\begin{aligned}\bar{\theta}_{lmpj} &= (l-2p)\omega + (l-2p+j)M + m\Omega, \\ \bar{\theta}'_{lsqr} &= (l-2q)\omega_k + (l-2q+r)M_k + s(\Omega_k - \pi/2)\end{aligned}\tag{3.3}$$

and let the functions $U_l^{m,s}$ be defined as

$$U_l^{m,s} = (-1)^{l-m} \binom{l+m}{l-s} \left(\cos \frac{\epsilon}{2}\right)^{m+s} \left(\sin \frac{\epsilon}{2}\right)^{s-m} F\left(-l+s, l+s+1, m+s+1; \cos^2 \frac{\epsilon}{2}\right)\tag{3.4}$$

for $m+s \geq 0$, and

$$U_l^{m,s} = (-1)^{l-s} \binom{l-m}{l+s} \left(\cos \frac{\epsilon}{2}\right)^{-m-s} \left(\sin \frac{\epsilon}{2}\right)^{m-s} F\left(-l-s, l-s+1, -m-s+1; \cos^2 \frac{\epsilon}{2}\right)\tag{3.5}$$

for $m+s < 0$, where ϵ is the ecliptic inclination and the hypergeometric series $F = {}_2F_1$ is defined by

$$F(a, b, c; x) = \sum_{n=0}^{+\infty} \frac{(a)_n (b)_n}{(c)_n} \frac{x^n}{n!},$$

where we used the Pochhammer symbol $(a)_0 = 1$, $(a)_n = a(a+1)\dots(a+n-1)$. Let $y_s = 0$ for s even and $y_s = 1/2$ when s is odd.

Then, we have that the potential \mathcal{R}_k in (3.1) can be expanded as

$$\begin{aligned}\mathcal{R}_k &= \sum_{l \geq 2} \sum_{m=0}^l \sum_{p=0}^l \sum_{s=0}^l \sum_{q=0}^l \sum_{j=-\infty}^{+\infty} \sum_{r=-\infty}^{+\infty} (-1)^{k_1} \frac{\mathcal{G} m_k \epsilon_m \epsilon_s}{2a_k} \frac{(l-s)!}{(l+m)!} \left(\frac{a}{a_k}\right)^l \\ &\quad \times F_{lmp}(I) F_{lsq}(I_k) H_{lpj}(e) G_{lqr}(e_k) \\ &\quad \times \left\{ (-1)^{k_2} U_l^{m,-s} \cos(\bar{\theta}_{lmpj} + \bar{\theta}'_{lsqr} - y_s \pi) + (-1)^{k_3} U_l^{m,s} \cos(\bar{\theta}_{lmpj} - \bar{\theta}'_{lsqr} - y_s \pi) \right\},\end{aligned}\tag{3.6}$$

where $k_1 = [m/2]$, $k_2 = t(m+s-1) + 1$, $k_3 = t(m+s)$.

The proof of Proposition 1 will be given at the end of this Section; we need first some auxiliary results.

Remark 2. *Notice that the functions $U_l^{m,s}$ defined in (3.4) and (3.5) do not coincide with the functions $U_l^{m,s}$ defined in Lane (1989, p. 290). This can be seen by comparing those expressions with the following one, which can be given to $U_l^{m,s}$:*

$$U_l^{m,s} = \frac{(-1)^{m-s}}{(l+s)!} \left(\cos \frac{\epsilon}{2}\right)^{m+s} \left(\sin \frac{\epsilon}{2}\right)^{s-m} \frac{d^{l+s}}{dz^{l+s}} [z^{l-m} (z-1)^{l+m}],$$

where $z \equiv \cos^2 \epsilon / 2$.

We introduce the quantities C_l^m , S_l^m defined as

$$C_l^m \equiv A_l^m \cos m\alpha', \quad S_l^m \equiv A_l^m \sin m\alpha',$$

where A_l^m is given by

$$A_l^m \equiv \frac{\mathcal{G} m_k \epsilon_m (l-m)!}{a_k (l+m)!} \left(\frac{a}{a_k}\right)^l \left(\frac{r}{a}\right)^l \left(\frac{a_k}{r_k}\right)^{l+1} P_l^m(\sin \delta').$$

With this setting we can write (3.2) as

$$\mathcal{R}_k = \sum_{l \geq 2} \sum_{m=0}^l P_l^m(\sin \delta) (C_l^m \cos m\alpha + S_l^m \sin m\alpha). \quad (3.7)$$

According to Kaula (1966, p. 34, equation (3.61)), one can rewrite (3.7) as

$$\begin{aligned} \mathcal{R}_k = & \sum_{l \geq 2} \sum_{m=0}^l \sum_{p=0}^l F_{lmp}(I) \left\{ \left[\begin{array}{c} C_l^m \\ -S_l^m \end{array} \right]_{l-m \text{ odd}}^{l-m \text{ even}} \cos((l-2p)(\omega+f) + m\Omega) \right. \\ & \left. + \left[\begin{array}{c} S_l^m \\ C_l^m \end{array} \right]_{l-m \text{ odd}}^{l-m \text{ even}} \sin((l-2p)(\omega+f) + m\Omega) \right\}, \end{aligned} \quad (3.8)$$

where f , ω , Ω are, respectively, the true anomaly, the argument of perigee, the longitude of the ascending node of the point mass, while the function $F_{lmp}(I)$ is the Kaula's inclination function defined in Appendix B.

For short, we denote by

$$\theta_{lmp} \equiv (l-2p)(\omega+f) + m\Omega.$$

Since we aim to have the elements of the Moon with respect to the ecliptic plane, we need to transform the spherical harmonics through a rotation.

Lemma 3. *Let (δ_k, α_k) be the ecliptic latitude and longitude³ of the Moon. Let us introduce the quantities $\Lambda_l^{m,s}$ defined as*

$$\Lambda_l^{m,s} = \frac{(l-s)!}{(l-m)!} e^{i(m-s)\pi/2} U_l^{m,s}. \quad (3.9)$$

Then, we have the following relation:

$$P_l^m(\sin \delta') e^{im\alpha'} = \sum_{s=-l}^l \Lambda_l^{m,s} P_l^s(\sin \delta_k) e^{is\alpha_k}. \quad (3.10)$$

³In Lane (1989) δ_k , α_k denote the ecliptic declination and right ascension of the Moon.

Proof. We want to express $P_l^m(\sin \delta') e^{im\alpha'}$ in terms of (δ_k, α_k) by using the relations

$$\begin{aligned} \cos \delta' e^{i\alpha'} &= \cos \delta_k \cos \alpha_k + i (\cos \delta_k \sin \alpha_k \cos \epsilon - \sin \delta_k \sin \epsilon) \\ \sin \delta' &= \cos \delta_k \sin \alpha_k \sin \epsilon + \sin \delta_k \cos \epsilon . \end{aligned} \quad (3.11)$$

Using the properties of spherical harmonics under a rotation, one obtains

$$P_l^m(\sin \delta') e^{im\alpha'} = \sum_{s=-l}^l \Lambda_l^{m,s} P_l^s(\sin \delta_k) e^{is\alpha_k} ,$$

where the functions $\Lambda_l^{m,s} = \Lambda_l^{m,s}(\epsilon)$ depend on the ecliptic inclination ϵ . According to Giacaglia (1974), the expression of $\Lambda_l^{m,s}$ is obtained as follows. From (3.10), using the orthogonality condition of the functions P_l^m , one finds that

$$\Lambda_l^{m,s} = \frac{\epsilon_s(2l+1)}{4\pi} \frac{(l-s)!}{(l+s)!} \int_{-\pi/2}^{\pi/2} \cos \delta_k d\delta_k \int_0^{2\pi} P_l^m(\sin \delta') e^{im\alpha'} P_l^s(\sin \delta_k) e^{is\alpha_k} d\alpha_k . \quad (3.12)$$

Inserting (3.11) in (3.12) and making the integral one obtains that the functions $\Lambda_l^{m,s}$ are given as in (3.9). \square

We also have the following result.

Lemma 4. *Define the quantities $C_l^{m,s}$, $S_l^{m,s}$, $A_l^{m,s}$ as*

$$\begin{aligned} C_l^{m,s} &\equiv \frac{1}{2} (U_l^{m,s} + (-1)^s U_l^{m,-s}) , \\ S_l^{m,s} &\equiv \frac{1}{2} (U_l^{m,s} - (-1)^s U_l^{m,-s}) , \\ A_l^{m,s} &\equiv \frac{\mathcal{G} m_k \epsilon_m \epsilon_s}{a_k} \frac{1}{(l+m)!} \left(\frac{a}{a_k}\right)^l \left(\frac{r}{a}\right)^l \left(\frac{a_k}{r_k}\right)^{l+1} ; \end{aligned} \quad (3.13)$$

then, we have:

$$C_l^m + iS_l^m = i^m \sum_{s=0}^l A_l^{m,s} P_l^s(\sin \delta_k) (l-s)! \{C_l^{m,s} \cos(s(\alpha_k - \pi/2)) + iS_l^{m,s} \sin(s(\alpha_k - \pi/2))\} . \quad (3.14)$$

Remark 5. *As first noted by Lane (1989), the analogous of expression (3.14) in Giacaglia (1974) is incorrect and one should, instead, use the expression (3.14) of Lemma 4.*

Proof. Let us first notice that the following relation holds:

$$P_l^{-s}(x) = (-1)^s \frac{(l-s)!}{(l+s)!} P_l^s(x) \quad (3.15)$$

and that $A_l^{m,s} = A_l^{m,-s}$. From the definitions $C_l^m \equiv A_l^m \cos m\alpha'$, $S_l^m \equiv A_l^m \sin m\alpha'$ and from Lemma 3, one obtains:

$$\begin{aligned}
C_l^m + iS_l^m &= A_l^m \cos m\alpha' + iA_l^m \sin m\alpha' = A_l^m e^{im\alpha'} \\
&= \frac{\mathcal{G}m_k \epsilon_m (l-m)!}{a_k (l+m)!} \left(\frac{a}{a_k}\right)^l \left(\frac{r}{a}\right)^l \left(\frac{a_k}{r_k}\right)^{l+1} P_l^m(\sin \delta') e^{im\alpha'} \\
&= \frac{\mathcal{G}m_k \epsilon_m (l-m)!}{a_k (l+m)!} \left(\frac{a}{a_k}\right)^l \left(\frac{r}{a}\right)^l \left(\frac{a_k}{r_k}\right)^{l+1} \sum_{s=-l}^l \Lambda_l^{m,s} P_l^s(\sin \delta_k) e^{is\alpha_k} \\
&= \frac{\mathcal{G}m_k \epsilon_m}{a_k (l+m)!} \left(\frac{a}{a_k}\right)^l \left(\frac{r}{a}\right)^l \left(\frac{a_k}{r_k}\right)^{l+1} \sum_{s=-l}^l P_l^s(\sin \delta_k) (l-s)! U_l^{m,s} e^{im\pi/2} e^{is(\alpha_k - \pi/2)} \\
&= (i)^m \sum_{s=-l}^l (l-s)! \frac{A_l^{m,s}}{\epsilon_s} P_l^s(\sin \delta_k) U_l^{m,s} e^{is(\alpha_k - \pi/2)}, \tag{3.16}
\end{aligned}$$

where we used $e^{im\pi/2} = (i)^m$. Setting $\beta \equiv \alpha_k - \pi/2$, from (3.13) one has:

$$\begin{aligned}
C_l^{m,s} \cos(s\beta) + iS_l^{m,s} \sin(s\beta) &= \frac{1}{2} (U_l^{m,s} + (-1)^s U_l^{m,-s}) \frac{e^{is\beta} + e^{-is\beta}}{2} \\
&\quad + \frac{i}{2} (U_l^{m,s} - (-1)^s U_l^{m,-s}) \frac{e^{is\beta} - e^{-is\beta}}{2i} \\
&= \frac{1}{2} (U_l^{m,s} e^{is\beta} + (-1)^s U_l^{m,-s} e^{-is\beta}),
\end{aligned}$$

and, due to (3.15), we obtain (3.14); hence, we can split (3.14) as

$$\begin{aligned}
C_l^m + iS_l^m &= i^m \sum_{s=0}^l (l-s)! \frac{A_l^{m,s}}{2} P_l^s(\sin \delta_k) (U_l^{m,s} e^{is\beta} + (-1)^s U_l^{m,-s} e^{-is\beta}) \\
&= i^m \sum_{s=-l}^l \frac{A_l^{m,s}}{\epsilon_s} (l-s)! P_l^s(\sin \delta_k) U_l^{m,s} e^{is\beta},
\end{aligned}$$

which coincides with (3.16) above. □

Remark 6. Due to the fact that

$$i^m = \begin{cases} (-1)^{m/2} & m \text{ even}, \\ i(-1)^{(m-1)/2} & m \text{ odd}, \end{cases}$$

we obtain:

$$\begin{aligned}
(-1)^{k_1} \sum_{s=0}^l (l-s)! A_l^{m,s} P_l^s(\sin \delta_k) C_l^{m,s} \cos(s(\alpha_k - \pi/2)) &= \begin{cases} C_l^m & m \text{ even}, \\ S_l^m & m \text{ odd}, \end{cases} \\
(-1)^{k_1} \sum_{s=0}^l (l-s)! A_l^{m,s} P_l^s(\sin \delta_k) S_l^{m,s} \sin(s(\alpha_k - \pi/2)) &= \begin{cases} S_l^m & m \text{ even}, \\ -C_l^m & m \text{ odd} \end{cases}
\end{aligned}$$

with $k_1 = [m/2]$.

Lemma 7. *Let I_k be the inclination of the Moon, referred to the ecliptic plane. Let*

$$\theta'_{lsq} \equiv (l - 2q)(\omega_k + f_k) + s(\Omega - \pi/2) ,$$

where f_k is the true anomaly of the Moon referred to the ecliptic.

Then, we have the following expansion:

$$\mathcal{R}_k = \sum_{l \geq 2} \sum_{m=0}^l \sum_{p=0}^l \sum_{s=0}^l (-1)^{k_1} A_l^{m,s} (l-s)! F_{lmp}(I) F_{lsq}(I_k) \Theta_{lmps q} , \quad (3.17)$$

where, if m is even, $l-m$ is even:

$$\Theta_{lmps q} = \begin{cases} \frac{1}{2} [(-1)^s U_l^{m,-s} \cos(\theta_{lmp} + \theta'_{lsq}) + U_l^{m,s} \cos(\theta_{lmp} - \theta'_{lsq})] & l-s \text{ even} \\ \frac{1}{2} [(-1)^s U_l^{m,-s} \sin(\theta_{lmp} + \theta'_{lsq}) - U_l^{m,s} \sin(\theta_{lmp} - \theta'_{lsq})] & l-s \text{ odd} ; \end{cases} \quad (3.18)$$

if m is even, $l-m$ is odd; or m is odd, $l-m$ is even:

$$\Theta_{lmps q} = \begin{cases} \frac{1}{2} [(-1)^s U_l^{m,-s} \sin(\theta_{lmp} + \theta'_{lsq}) + U_l^{m,s} \sin(\theta_{lmp} - \theta'_{lsq})] & l-s \text{ even} \\ \frac{1}{2} [-(-1)^s U_l^{m,-s} \cos(\theta_{lmp} + \theta'_{lsq}) + U_l^{m,s} \cos(\theta_{lmp} - \theta'_{lsq})] & l-s \text{ odd} ; \end{cases} \quad (3.19)$$

if m is odd, $l-m$ is odd:

$$\Theta_{lmps q} = \begin{cases} \frac{1}{2} [-(-1)^s U_l^{m,-s} \cos(\theta_{lmp} + \theta'_{lsq}) - U_l^{m,s} \cos(\theta_{lmp} - \theta'_{lsq})] & l-s \text{ even} \\ \frac{1}{2} [-(-1)^s U_l^{m,-s} \sin(\theta_{lmp} + \theta'_{lsq}) + U_l^{m,s} \sin(\theta_{lmp} - \theta'_{lsq})] & l-s \text{ odd} . \end{cases} \quad (3.20)$$

Proof. From Kaula (1966), we have that

$$P_l^s(\sin \delta_k) \cos(s(\alpha_k - \pi/2)) = \sum_{q=0}^l F_{lsq}(I_k) \times \begin{cases} \cos \theta'_{lsq} & l-s \text{ even} , \\ \sin \theta'_{lsq} & l-s \text{ odd} . \end{cases}$$

Therefore, we obtain:

$$\begin{aligned} (-1)^{k_1} \sum_{s=0}^l (l-s)! A_l^{m,s} \sum_{q=0}^l F_{lsq}(I_k) \times \begin{cases} C_l^{m,s} \cos \theta'_{lsq} & l-s \text{ even} \\ C_l^{m,s} \sin \theta'_{lsq} & l-s \text{ odd} \end{cases} &= \begin{cases} C_l^m & m \text{ even} , \\ S_l^m & m \text{ odd} , \end{cases} \\ (-1)^{k_1} \sum_{s=0}^l (l-s)! A_l^{m,s} \sum_{q=0}^l F_{lsq}(I_k) \times \begin{cases} S_l^{m,s} \sin \theta'_{lsq} & l-s \text{ even} \\ -S_l^{m,s} \cos \theta'_{lsq} & l-s \text{ odd} \end{cases} &= \begin{cases} S_l^m & m \text{ even} , \\ -C_l^m & m \text{ odd} . \end{cases} \end{aligned}$$

We proceed to prove (3.18).

Case m even, $l - m$ even, $l - s$ even. From (3.8) we have

$$\begin{aligned}
\mathcal{R}_k &= \sum_{l \geq 2} \sum_{m=0}^l \sum_{p=0}^l F_{lmp}(I) (C_l^m \cos \theta_{lmp} + S_l^m \sin \theta_{lmp}) \\
&= \sum_{l \geq 2} \sum_{m=0}^l \sum_{p=0}^l \sum_{s=0}^l \sum_{q=0}^l \left[(-1)^{k_1} A_l^{m,s} (l-s)! F_{lmp}(I) F_{lsq}(I_k) \right. \\
&\quad \left. \times (C_l^{m,s} \cos \theta_{lmp} \cos \theta'_{lsq} + S_l^{m,s} \sin \theta_{lmp} \sin \theta'_{lsq}) \right] \\
&= \sum_{l \geq 2} \sum_{m=0}^l \sum_{p=0}^l \sum_{s=0}^l \sum_{q=0}^l \left[(-1)^{k_1} A_l^{m,s} (l-s)! F_{lmp}(I) F_{lsq}(I_k) \right. \\
&\quad \left. \times \frac{1}{2} (U_l^{m,s} \cos (\theta_{lmp} - \theta'_{lsq}) + (-1)^s U_l^{m,-s} \cos (\theta_{lmp} + \theta'_{lsq})) \right].
\end{aligned}$$

Case m even, $l - m$ even, $l - s$ odd:

$$\begin{aligned}
\mathcal{R}_k &= \sum_{l \geq 2} \sum_{m=0}^l \sum_{p=0}^l F_{lmp}(I) (C_l^m \cos \theta_{lmp} + S_l^m \sin \theta_{lmp}) \\
&= \sum_{l \geq 2} \sum_{m=0}^l \sum_{p=0}^l \sum_{s=0}^l \sum_{q=0}^l \left[(-1)^{k_1} A_l^{m,s} (l-s)! F_{lmp}(I) F_{lsq}(I_k) \right. \\
&\quad \left. \times (C_l^{m,s} \sin \theta'_{lsq} \cos \theta_{lmp} - S_l^{m,s} \cos \theta'_{lsq} \sin \theta_{lmp}) \right] \\
&= \sum_{l \geq 2} \sum_{m=0}^l \sum_{p=0}^l \sum_{s=0}^l \sum_{q=0}^l \left[(-1)^{k_1} A_l^{m,s} (l-s)! F_{lmp}(I) F_{lsq}(I_k) \right. \\
&\quad \left. \times \frac{1}{2} (-U_l^{m,s} \sin (\theta_{lmp} - \theta'_{lsq}) + (-1)^s U_l^{m,-s} \sin (\theta_{lmp} + \theta'_{lsq})) \right].
\end{aligned}$$

The proof of (3.19) is given as follows.

Case m even, $l - m$ odd:

$$\begin{aligned}
\mathcal{R}_k &= \sum_{l \geq 2} \sum_{m=0}^l \sum_{p=0}^l F_{lmp}(I) (-S_l^m \cos \theta_{lmp} + C_l^m \sin \theta_{lmp}) \\
&= \sum_{l \geq 2} \sum_{m=0}^l \sum_{p=0}^l \sum_{s=0}^l \sum_{q=0}^l (-1)^{k_1} A_l^{m,s} (l-s)! F_{lmp}(I) F_{lsq}(I_k) \\
&\quad \times \begin{cases} -S_l^{m,s} \cos \theta_{lmp} \sin \theta'_{lsq} + C_l^{m,s} \sin \theta_{lmp} \cos \theta'_{lsq} & l-s \text{ even} \\ S_l^{m,s} \cos \theta_{lmp} \cos \theta'_{lsq} + C_l^{m,s} \sin \theta_{lmp} \sin \theta'_{lsq} & l-s \text{ odd} \end{cases} \\
&= \sum_{l \geq 2} \sum_{m=0}^l \sum_{p=0}^l \sum_{s=0}^l \sum_{q=0}^l (-1)^{k_1} A_l^{m,s} (l-s)! F_{lmp}(I) F_{lsq}(I_k) \\
&\quad \times \begin{cases} \frac{1}{2} [U_l^{m,s} \sin(\theta_{lmp} - \theta'_{lsq}) + (-1)^s U_l^{m,-s} \sin(\theta_{lmp} + \theta'_{lsq})] & l-s \text{ even} \\ \frac{1}{2} [U_l^{m,s} \cos(\theta_{lmp} - \theta'_{lsq}) - (-1)^s U_l^{m,-s} \cos(\theta_{lmp} + \theta'_{lsq})] & l-s \text{ odd} . \end{cases}
\end{aligned}$$

Case m odd, $l - m$ even:

$$\begin{aligned}
\mathcal{R}_k &= \sum_{l \geq 2} \sum_{m=0}^l \sum_{p=0}^l F_{lmp}(I) (C_l^m \cos \theta_{lmp} + S_l^m \sin \theta_{lmp}) \\
&= \sum_{l \geq 2} \sum_{m=0}^l \sum_{p=0}^l \sum_{s=0}^l \sum_{q=0}^l (-1)^{k_1} A_l^{m,s} (l-s)! F_{lmp}(I) F_{lsq}(I_k) \\
&\quad \times \begin{cases} -S_l^{m,s} \sin \theta'_{lsq} \cos \theta_{lmp} + C_l^{m,s} \cos \theta'_{lsq} \sin \theta_{lmp} & l-s \text{ even} \\ S_l^{m,s} \cos \theta'_{lsq} \cos \theta_{lmp} + C_l^{m,s} \sin \theta'_{lsq} \sin \theta_{lmp} & l-s \text{ odd} \end{cases} \\
&= \sum_{l \geq 2} \sum_{m=0}^l \sum_{p=0}^l \sum_{s=0}^l \sum_{q=0}^l (-1)^{k_1} A_l^{m,s} (l-s)! F_{lmp}(I) F_{lsq}(I_k) \\
&\quad \times \begin{cases} \frac{1}{2} [U_l^{m,s} \sin(\theta_{lmp} - \theta'_{lsq}) + (-1)^s U_l^{m,-s} \sin(\theta_{lmp} + \theta'_{lsq})] & l-s \text{ even} \\ \frac{1}{2} [U_l^{m,s} \cos(\theta_{lmp} - \theta'_{lsq}) - (-1)^s U_l^{m,-s} \cos(\theta_{lmp} + \theta'_{lsq})] & l-s \text{ odd} \end{cases}
\end{aligned}$$

The proof of (3.20) is given by

$$\begin{aligned}
\mathcal{R}_k &= \sum_{l \geq 2} \sum_{m=0}^l \sum_{p=0}^l F_{lmp}(I) (-S_l^m \cos \theta_{lmp} + C_l^m \sin \theta_{lmp}) \\
&= \sum_{l \geq 2} \sum_{m=0}^l \sum_{p=0}^l \sum_{s=0}^l \sum_{q=0}^l (-1)^{k_1} A_l^{m,s} (l-s)! F_{lmp}(I) F_{lsq}(I_k) \\
&\quad \times \begin{cases} -C_l^{m,s} \cos \theta'_{lsq} \cos \theta_{lmp} - S_l^{m,s} \sin \theta'_{lsq} \sin \theta_{lmp} & l-s \text{ even} \\ -C_l^{m,s} \sin \theta'_{lsq} \cos \theta_{lmp} + S_l^{m,s} \cos \theta'_{lsq} \sin \theta_{lmp} & l-s \text{ odd} \end{cases} \\
&= \sum_{l \geq 2} \sum_{m=0}^l \sum_{p=0}^l \sum_{s=0}^l \sum_{q=0}^l (-1)^{k_1} A_l^{m,s} (l-s)! F_{lmp}(I) F_{lsq}(I_k) \\
&\quad \times \begin{cases} \frac{1}{2} [-U_l^{m,s} \cos(\theta_{lmp} - \theta'_{lsq}) + (-1)^s U_l^{m,-s} \cos(\theta_{lmp} + \theta'_{lsq})] & l-s \text{ even} \\ \frac{1}{2} [U_l^{m,s} \sin(\theta_{lmp} - \theta'_{lsq}) - (-1)^s U_l^{m,-s} \sin(\theta_{lmp} + \theta'_{lsq})] & l-s \text{ odd} . \end{cases}
\end{aligned}$$

□

Using $\cos(x - \pi/2) = \sin x$, we can write (3.18)-(3.20) in a single case as follows.

Lemma 8. *Let the quantity y_s be defined as $y_s = s/2 - [s/2]$. Then, we can write:*

$$\Theta_{lmps q} = \frac{1}{2} [(-1)^{k_2} U_l^{m,-s} \cos(\theta_{lmp} + \theta'_{lsq} - y_s \pi) + (-1)^{k_3} U_l^{m,s} \cos(\theta_{lmp} - \theta'_{lsq} - y_s \pi)] , \quad (3.21)$$

where $k_2 = t(m + s - 1) + 1$, $k_3 = t(m + s)$, $t = (l - 1) \pmod{2}$ (i.e., $t = 0$ if $l - 1$ is even, $t = 1$, if $l - 1$ is odd).

Proof. The proof of (3.21) comes from a direct check of the following cases.

If m is even and $l - m$ is even, then l is even and $l - 1$ is odd. Thus, $t = 1$ and:

- (i) if $l - s$ is even, then s is also even, so that k_2 and k_3 are even, and $y_s = 0$;
- (ii) if $l - s$ is odd, then s is also odd, so that k_2 and k_3 are odd, and $y_s = 1/2$.

Therefore, we arrive at the expression (3.18) for $\Theta_{lmps q}$, as required.

If m is even and $l - m$ is odd or if m is odd and $l - m$ is even, then it can easily be seen that $l - 1$ is even so that $t = 0$. Consequently, $k_2 = 1$ and $k_3 = 0$, and:

- (i) if $l - s$ is even, then s is odd giving $y_s = 1/2$;
- (ii) if $l - s$ is odd, then s is even giving $y_s = 0$.

We then arrive at (3.19) for $\Theta_{lmps q}$, as required.

If m is odd and $l - m$ is odd, then l is even and $l - 1$ is odd. Thus, $t = 1$ and:

- (i) if $l - s$ is even, then s is also even, so that k_2 and k_3 are odd, and $y_s = 0$;
- (ii) if $l - s$ is odd, then s is also odd, so that k_2 and k_3 are even, and $y_s = 1/2$.

Therefore, we arrive at the expression (3.20) for $\Theta_{lmps q}$, as required. □

Proof of Proposition 1. Using (3.13) and (3.21), we can write the expansion (3.17) as

$$\begin{aligned} \mathcal{R}_k = & \sum_{l \geq 2} \sum_{m=0}^l \sum_{p=0}^l \sum_{s=0}^l \sum_{q=0}^l (-1)^{k_1} \frac{\mathcal{G} m_k \epsilon_m \epsilon_s}{2a_k} \frac{(l-s)!}{(l+m)!} \left(\frac{a}{a_k}\right)^l \left(\frac{r}{a}\right)^l \left(\frac{a_k}{r_k}\right)^{l+1} F_{lmp}(I) F_{lsq}(I_k) \\ & \times \left\{ (-1)^{k_2} U_l^{m,-s} \cos(\theta_{lmp} + \theta'_{lsq} - y_s \pi) + (-1)^{k_3} U_l^{m,s} \cos(\theta_{lmp} - \theta'_{lsq} - y_s \pi) \right\}. \end{aligned} \quad (3.22)$$

Next, we use the following expansion in terms of Hansen's coefficients $X_r^{n,m}(e)$ (Cherniack, 1972; Giacaglia, 1976):

$$\left(\frac{r}{a}\right)^l e^{imf} = \sum_{j=-\infty}^{+\infty} X_{m+j}^{l,m}(e) e^{i(m+j)M}. \quad (3.23)$$

Using (3.3), (3.23) and (3.3), we can write (3.22) as in (3.6), due to (3.23) with $m = l - 2p$ and to

$$\left(\frac{a_k}{r_k}\right)^{l+1} e^{imf_k} = \sum_{r=-\infty}^{+\infty} X_{m+r}^{-(l+1),m}(e_k) e^{i(m+r)M_k},$$

with $m = l - 2q$. □

4. AN APPLICATION TO LUNISOLAR RESONANCES: THE CRITICAL INCLINATION SECULAR RESONANCE

The expansions (2.1) and (3.6) allow one to have very versatile formulas for the solar and lunar potentials, which may be used in various investigations. As an example, we describe here an application of these expansions to the study of lunisolar secular resonances. Truncating the series (2.1) and (3.6) to second order in the ratio of semi-major axes and averaging over both mean anomalies of the point mass and of the third body, we show how the solar and lunar disturbing functions may be used to get a global picture of the long-term complex evolution of resonant orbits. In particular, we present some results obtained for the so-called critical inclination resonance, which arises when the orbital inclination of the point mass is equal to 63.4° (see Hughes, 1980; Hough, 1981; Delhaise and Morbidelli, 1993; Ely and Howell, 1997; Rosengren et al., 2015). Three sample cases are considered, namely Molniya 1-81, Molniya 1-88 and Molniya 1-86, and their dynamics is investigated by evaluating the Fast Lyapunov Indicators (hereafter FLIs), introduced in Froeschlé et al. (1997) and used in similar contexts in Celletti and Galeş (2014), Celletti and Galeş (2015a), Celletti and Galeş (2015b).

Being interested in the long-term dynamics of resonant orbits, the short-periodic terms that depend on the mean anomaly of the satellite or the mean anomaly of the perturbing body can be averaged over from the disturbing functions. Thus, we consider a Hamiltonian of the form

$$\mathcal{H} = \mathcal{H}_{Kep} + \mathcal{H}_{Geo} + \mathcal{H}_{Moon} + \mathcal{H}_{Sun}, \quad (4.1)$$

where \mathcal{H}_{Kep} represents the Kepler Hamiltonian, while the functions \mathcal{H}_{Geo} , \mathcal{H}_{Moon} and \mathcal{H}_{Sun} describe the perturbations due to Earth, Moon and Sun, respectively, averaged over the mean anomalies of the satellite and the perturbing body.

Using the Delaunay action–angle variables $(L, G, H, M, \omega, \Omega)$, where the actions are defined by

$$L = \sqrt{\mu_E a}, \quad G = L\sqrt{1 - e^2}, \quad H = G \cos I, \quad (4.2)$$

with $\mu_E = \mathcal{G}m_E$ the product of the gravitational constant \mathcal{G} and the Earth's mass m_E , then the Keplerian part is given by

$$\mathcal{H}_{Kep}(L) = -\frac{\mu_E^2}{2L^2}.$$

Concerning the disturbing function due to the Earth, we consider only the most important contribution, corresponding to the J_2 gravity coefficient of the secular part (see Celletti and Galeš, 2014), precisely

$$\mathcal{H}_{geo}(L, G, H) = \frac{R_E^2 J_2 \mu_E^4}{4} \frac{1}{L^3 G^3} \left(1 - 3 \frac{H^2}{G^2}\right),$$

where R_E is the mean equatorial radius of the Earth.

The perturbations due to Moon and Sun are given by

$$\mathcal{H}_{Moon} = -\overline{\mathcal{R}}_{Moon}, \quad \mathcal{H}_{Sun} = -\overline{\mathcal{R}}_{Sun},$$

where $\overline{\mathcal{R}}_{Moon}$ and $\overline{\mathcal{R}}_{Sun}$ are obtained from (3.6) and (2.1), respectively, by setting $l = 2$ in the two expansions, so that the lunar and solar potentials are approximated by quadrupole fields, and by taking the average over the mean anomalies of both the point mass and the perturbing body. Of course, in the resulting expansions, the orbital elements are expressed in terms of the Delaunay variables.

Since M is an ignorable variable, its conjugated action L (or equivalently the semi-major axis a) is a constant. Thus, the Hamiltonian system described by (4.1) is non-autonomous with two degrees of freedom. As it follows from Proposition 9 below, the Hamiltonian \mathcal{H} depends periodically on time just through the longitude of the lunar ascending node Ω_k .

Proposition 9. *The functions $\overline{\mathcal{R}}_{Moon}$ and $\overline{\mathcal{R}}_{Sun}$ do not depend on the argument of perigee of the third body.*

Proof. It is enough to prove the above statement just for one expansion, let us say for $\overline{\mathcal{R}}_{Moon}$. In the other case the argument is the same.

Since $\overline{\mathcal{R}}_{Moon}$ is obtained from (3.6) by taking $l = 2$ and averaging over the mean anomalies M and M_k , it contains just terms for which $2 - 2p + j = 0$ and $2 - 2q + r = 0$, where p and q take the values $0, 1, 2$ and $r, j \in \mathbb{Z}$. Thus, to prove the statement we have to show that these terms do not depend on ω_k .

In fact, we have to discuss three cases: $q = 0$, $q = 1$ and $q = 2$. If $q = 0$, then from the equation $2 - 2q + r = 0$, it follows that $r = -2$ and, as a consequence, the Hansen coefficient $G_{lqr}(e_k)$ associated to the terms for which $l = 2$, $q = 0$, $r = -2$ is $X_{l-2q+r}^{-(l+1), l-2q}(e_k) = X_0^{-3, 2}(e_k) = 0$. Therefore, all the terms having $l = 2$, $q = 0$, $r = -2$ are zero. Similarly, since $X_0^{-3, -2}(e_k) = 0$, all terms of the expansions for which $l = 2$, $q = 2$, $r = 2$ vanish. It remains to analyze the case $q = 1$. From (3.3) it follows that $\theta'_{2s10} = s(\Omega_k - \pi/2)$ and thus, the terms for which $l = 2$, $q = 1$, $r = 0$ do not depend on ω_k . \square

In view of the above result and of the fact that $\dot{\Omega}^* = 0$, over timespans of interest, where Ω^* is the longitude of the solar ascending node, it follows that \mathcal{H} depends on time just through Ω_k . Despite this simplification, the global dynamics of the system is quite complex. Besides the fact that \mathcal{H} is a non-autonomous, two degrees-of-freedom Hamiltonian, it also depends parametrically on the semi-major axis a and the combined effects of \mathcal{H}_{Geo} , \mathcal{H}_{Moon} and \mathcal{H}_{Sun} lead to an intricate dynamics. A major role in the long term evolution of orbital elements is played by the lunisolar secular resonances, which occur when some specific linear combinations of the secular precession frequencies vanish (see Hughes, 1980; Ely and Howell, 1997; Rosengren et al., 2015, and references therein, for a detailed presentation of the subject).

Here we focus on the so-called critical inclination resonance, which occurs when the commensurability relation $\dot{\omega} = 0$ holds. Following Hughes (1980) (see also Cook, 1962; Rossi, 2008), this resonance together with other two types of secular resonances, characterized by the commensurability conditions $\dot{\Omega} = 0$ (polar resonance) and $\alpha\dot{\omega} + \beta\dot{\Omega} = 0$, with $\alpha, \beta \in \mathbb{Z} \setminus \{0\}$, form the class of resonances dependent only on the satellite's orbital inclination, called *inclination-dependent-only lunisolar resonances*. The name is justified as long as one can approximate $\dot{\omega}$, $\dot{\Omega}$ by the following well known formulae, which take into account only the effect of J_2 (see Kaula, 1966; Hughes, 1980):

$$\begin{aligned}\dot{\omega} &\simeq 4.98 \left(\frac{R_E}{a} \right)^{\frac{7}{2}} (1 - e^2)^{-2} (5 \cos^2 I - 1) \text{ } ^\circ/\text{day} , \\ \dot{\Omega} &\simeq -9.97 \left(\frac{R_E}{a} \right)^{\frac{7}{2}} (1 - e^2)^{-2} \cos I \text{ } ^\circ/\text{day} ,\end{aligned}\tag{4.3}$$

and, moreover, the variation of Ω_k is disregarded. Indeed, from the first in (4.3) the relation $\dot{\omega} = 0$ holds for $I = 63.4^\circ$ and for every value of a and e . However, to be precise, since Ω_k varies periodically, a cosine argument of $\overline{\mathcal{R}}_{Moon}$ could depend also on Ω_k , and thus, besides $\dot{\omega} = 0$, one also has the commensurability relations $2\dot{\omega} + s\dot{\Omega}_k = 0$ with $s = -2, -1, 1, 2$. One can say that each resonance of the above mentioned class, including the critical inclination one, splits into a multiplet of resonances. This splitting phenomenon is responsible for the existence of a very complex web-like background of resonances in the phase space, which leads to a chaotic variation of the orbital elements. An analytical estimate of the location of the resonance corresponding to each component of the multiplet, as a function of eccentricity and inclination, can be obtained by using (4.3) (see, for example, Figure 2 in Ely and Howell (1997) or Rosengren et al. (2015)). Here, since we are using the Delaunay variables, we represent in Figure 1 the web structure of resonances in the space of the actions H - G . To avoid confusions that might arise when we speak about a specific resonance, we will use the syntagma *exact resonance* when we refer to the component of the multiplet characterized by $s = 0$ in (3.3), while the expression *whole resonance* means that we refer to all components of the multiplet.

We underline that the units of length and time are normalized so that the geostationary distance is unity (it amounts to 42 164.17 km) and that the period of Earth's rotation is equal to 2π . As a consequence, from Kepler's third law it follows that $\mu_E = 1$. Therefore,

unless the units are explicitly specified, the action variables L , G and H are expressed in the above units.

Figure 1 shows the structure of resonances for $a = 13339.1$ km (top panels), $a = 18851.7$ km (bottom left) and $a = 26508.2$ km (bottom right). These values are not chosen by chance, but represent the semi-major axes of the satellites: Molniya 1-86, Molniya 1-88 and Molniya 1-81, respectively. The colored curves provide the location of the resonances, while the vertical black dashed line is drawn to point out the values of H used in computing the FLI maps. In order to depict graphically the splitting phenomenon, Figure 1 top left panel shows the resonant structure for $G \in [0, G_{max}]$, where $G_{max} = \sqrt{\mu_E a}$. This plot contains also the horizontal black line $G = G_{min}$, where G_{min} is computed from the condition that the distance of the perigee cannot be smaller than the radius of the Earth, that is

$$G_{min} = \sqrt{\frac{(2a - R_E)\mu_E R_E}{a}}.$$

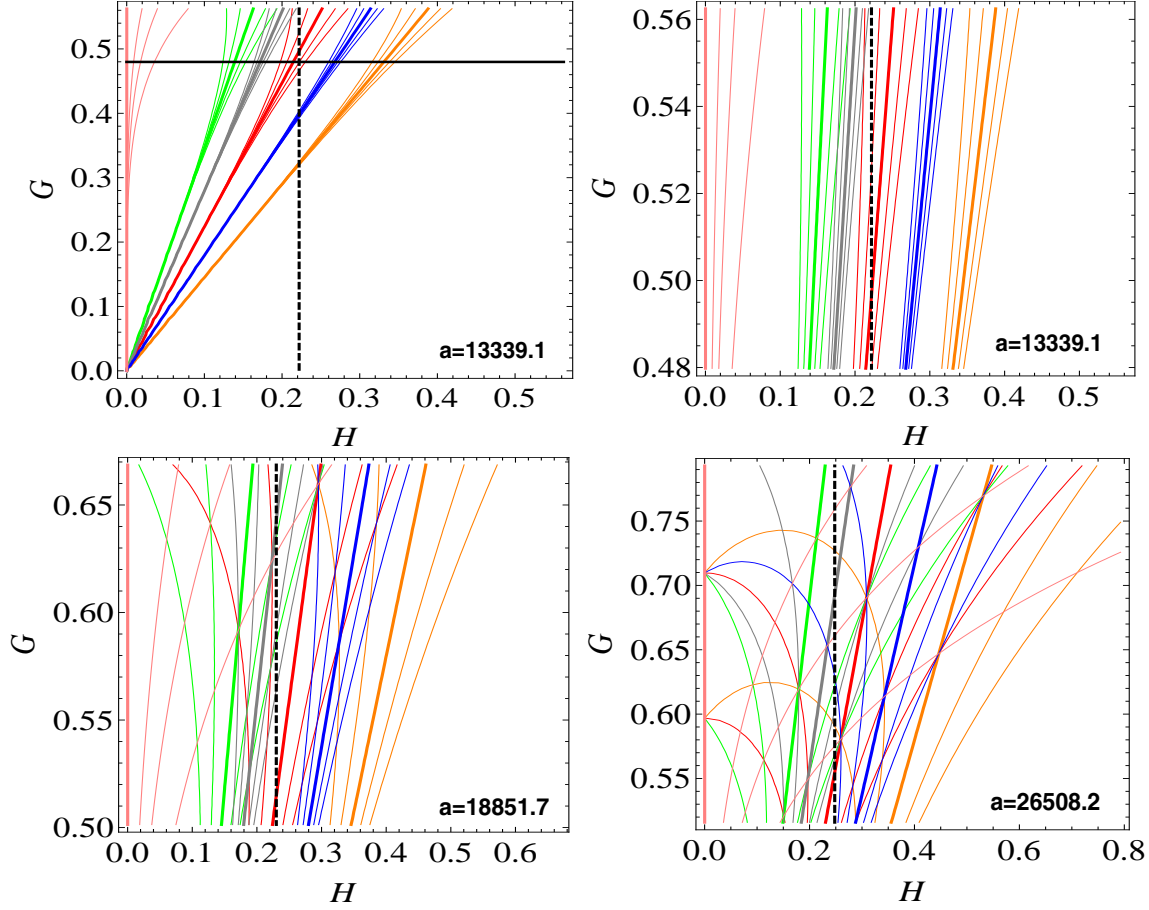
Therefore, the interval of interest is $[G_{min}, G_{max}]$ and the top right panel of Figure 1 magnifies the region associated to the orbits that do not collide with the Earth. The bottom plots of Figure 1 are also obtained for $G \in [G_{min}, G_{max}]$.

By computing the Fast Lyapunov Indicators we investigate cartographically the dynamical features of the critical inclination resonance, i.e., the *whole resonance* $\dot{\omega} = 0$. We recall that the FLI is an efficient tool to locate the equilibria, to evaluate the width of the resonant islands and to study the stable and chaotic behavior of a dynamical system by comparing the values of the FLIs as the initial conditions or parameters are varied. We present some results in the (ω, G) plane, providing the value of the FLI through a color scale, where darker colors denote regular dynamics, either periodic or quasiperiodic, while lighter colors denote chaotic motions.

Given a and H , we compute a grid of 100×100 points of the ω - G plane, where the argument of perigee ranges in the interval $[0^\circ, 360^\circ]$, while G spans the interval $[G_{min}, G_{max}]$. However, instead of displaying G on the vertical axis, in each plot we show the eccentricity values (on the left) and the inclination values (on the right), computed by using the relations (4.2) for given values of a and H . In all plots that represent the FLI values, we use the ranges corresponding to those used in the top left and bottom panels of Figure 1 and the top panel of Figure 3. The relation among G , e and I is trivial; for instance, the values $e = 0.46$, $I = 63.6^\circ$ from the top panels of Figure 2 correspond to the value $G = 0.5$ from the top right panel of Figure 1.

Although the initial conditions are set such that the initial orbits have the perigee larger than R_E , since we are interested in finding the equilibrium points and evaluating the area of chaotic regions, during the total time of integration, we neglect the Earth's dimensions. Namely, we propagate each orbit up to 465 years (equal to 25×18.6 years), even if at some intermediate time the perigee distance becomes smaller than the radius of the Earth.

Figure 2 shows the FLIs for increasing values of the semi-major axis, i.e. $a = 13339.1$ km (top panels), $a = 18851.7$ km (bottom left) and $a = 26508.2$ km (bottom right). A



color scale provides an indication of the behavior of the dynamics: dark colors (i.e., low FLIs) denote a regular dynamics, while light colors (i.e., high FLIs) correspond to chaotic motions.

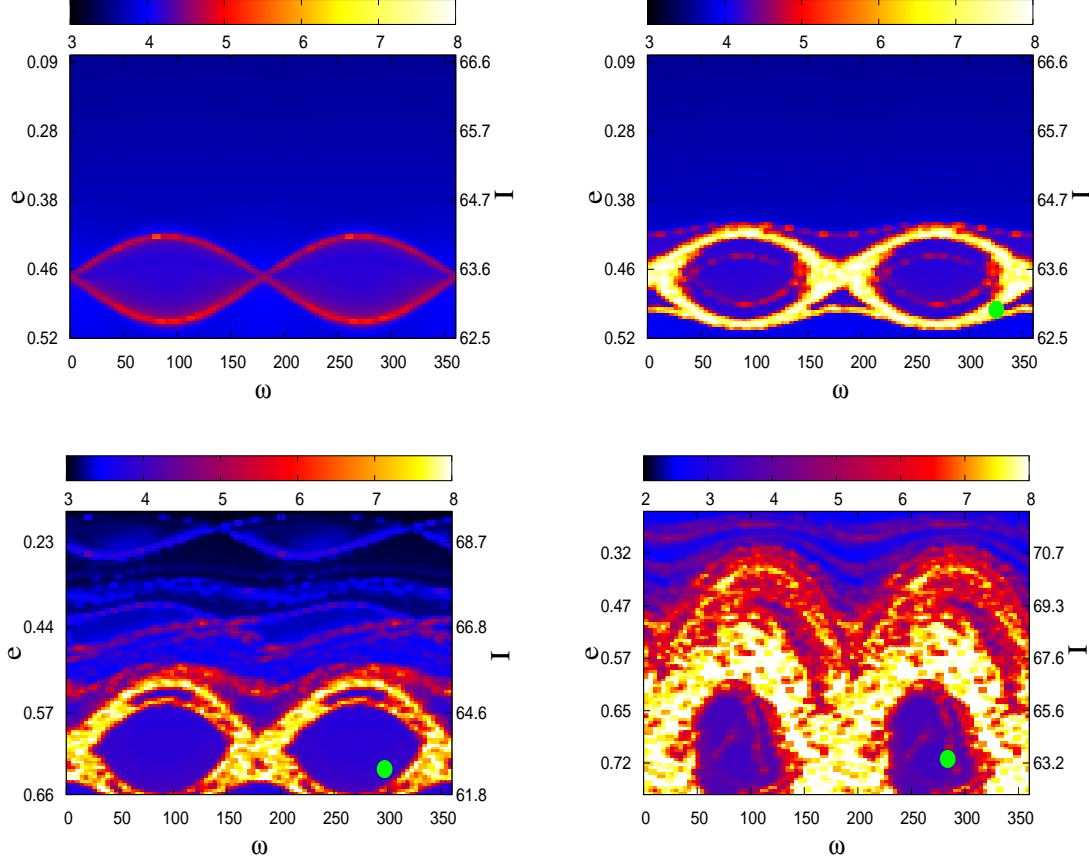


FIGURE 2. FLIs for the critical inclination secular resonance. Upper panels: $a = 13339.1$ km, $\Omega = 236.07^\circ$, $H = 0.222$; Top left: $\dot{\Omega}_k = 0$; Top right: full model. Bottom left (full model): $a = 18851.7$ km, $\Omega = 100.66^\circ$, $H = 0.236$. Bottom right (full model): $a = 26508.2$ km, $\Omega = 270.26^\circ$, $H = 0.248$. The green circles represent Molniya 1-86 on the top right panel, Molniya 1-88 in the bottom left panel and Molniya 1-81 on the bottom right panel.

The role of the variation of Ω_k in generating the resonance structure, which is responsible for chaotic motions on timescales of order of tens to hundreds of years, is illustrated graphically in the top panels of Figure 2. These plots are obtained for the following parameters, which have been chosen with the intention to apply our study to Molniya satellites (see Table 2): $a = 13339.1$ km, $\Omega = 236.07^\circ$ and $H = 0.222$; the difference between the two bottom plots is related to the model used in computing the FLI values. Precisely, in Figure 2 top left, Ω_k is considered constant, while Figure 2 top right is obtained for the non-autonomous, two degrees-of-freedom Hamiltonian (4.1). Clearly, the top left panel represents a pendulum-like plot: the stable points are located at $\omega = 90^\circ$

and $\omega = 270^\circ$, whereas the unstable ones are placed at $\omega = 0^\circ$ and $\omega = 180^\circ$. Responsible for the existence of the resonant island is, in fact, a single term of the expansion, obtained by combining all resonant terms whose harmonic angles are of the form $2\omega \pm s\Omega_k$ with $s = 0, 1, 2$.

When the full model is considered, then the separatrix is filled by chaotic regions (Figure 2, top right panel), revealing thus the interaction between the resonant term having the harmonic angle 2ω and other terms of the expansion. In fact, as it can be seen from Figure 1 top right, for $H = 0.222$ the exact resonance is located at about $G = 0.498$ (the intersection between the thick red curve and the vertical dashed black line) and close to it there are just resonances stemming from the same multiplet. A detailed inspection of the expansions of $\overline{\mathcal{R}}_{Moon}$ and $\overline{\mathcal{R}}_{Sun}$ reveals that the resonant terms, let us call them $\mathfrak{T}_s^{\dot{\omega}=0}$, responsible for the *whole resonance* $\dot{\omega} = 0$ have the form $\mathfrak{T}_s^{\dot{\omega}=0} = C_s a^2 e^2 (1 - \cos^2 I) \cos(2\omega + s\Omega_k)$, $s = -2, -1, 0, 1, 2$, where C_s depends on the lunar and solar elements. Moreover, it can be seen that $|C_0|$ is at least 20 times greater than $|C_{-1}|$ and $|C_1|$, and more than 200 times larger than $|C_{-2}|$ and $|C_2|$. As a result, the width of the resonant island associated to $\mathfrak{T}_0^{\dot{\omega}=0}$ is much larger than the width of the other islands. As it can be seen in Figure 1 top right panel, the dashed black line intersects (in order from bottom to top) three exact resonances: $2\dot{\omega} + \dot{\Omega}_k = 0$ at approximately $G = 0.485$, $\dot{\omega} = 0$ at $G = 0.495$ and $2\dot{\omega} - \dot{\Omega}_k = 0$ at about $G = 0.52$. The structure shown in Figure 2 top right panel is the result of the overlapping of these three exact resonances.

MOLNIYA 1-81									
1	21426U	91043A	15256.55204240	-.000000042	00000-0	-18490-1	0	9994	
2	21426	63.3807	270.2557	7154024	283.9028	344.3128	2.00606557177626		
MOLNIYA 1-88									
1	23420U	94081A	15255.51665308	.000000061	00000-0	41968-4	0	9994	
2	23420	62.8537	100.6611	6341703	297.1923	12.8801	3.34494686164329		
MOLNIYA 1-86									
1	22671U	93035A	15256.86281272	.000000717	00000-0	28094-3	0	9994	
2	22671	62.9189	236.0661	4962239	325.8722	222.6630	5.61987431213385		

TABLE 1. Two Line Element set (TLE (2015)) for the following satellites: Molniya 1-81, Molniya 1-88, Molniya 1-86, during the middle of September 2015 (see columns 19-32 of the first line of the each set for the exact Epoch). Data are taken from TLE (2015).

Increasing the value of the semi-major axis, the resonant curves in Figure 1 bottom panels are becoming increasingly scattered, their intersections suggesting a more intricate dynamics. In the bottom plots of Figure 1, the vertical dashed black line crosses more resonant curves than in the top right panel of Figure 1. In particular it also intersects the curves associated to the *exact resonances* $2\dot{\omega} - \dot{\Omega} = 0$ and $2\dot{\omega} - \dot{\Omega} + \dot{\Omega}_k = 0$. An estimation of the magnitude of the resonant terms shows that the width of these two *exact resonances* is much larger than the width of any other resonance intersected by the

Satellite	a (in km)	e	I	Ω	ω	L	G	H
Molniya 1-81	26508.2	0.7154	63.38	270.26	283.90	0.793	0.554	0.248
Molniya 1-88	18851.7	0.6342	62.85	100.66	297.19	0.669	0.517	0.236
Molniya 1-86	13339.1	0.4962	62.92	236.07	325.87	0.562	0.488	0.222

TABLE 2. The orbital elements and the corresponding action variables for the following satellites: Molniya 1-81, Molniya 1-88, Molniya 1-86. For each satellite, the values are determined at the corresponding Epoch specified in Table 1. The angles I , Ω and ω are expressed in degrees, while the units of length and time used to compute the actions L , G , H are described in the text. Data are taken from TLE (2015).

dashed vertical line, excluding of course the exact resonance $\dot{\omega} = 0$. In the bottom right panel of Figure 2, the *exact resonances* $\dot{\omega} = 0$, $2\dot{\omega} - \dot{\Omega} = 0$ and $2\dot{\omega} - \dot{\Omega} + \dot{\Omega}_k = 0$ overlap, whereas in Figure 2 bottom left they do not interact. The regular and chaotic regions in the bottom panels of Figure 2 are the consequence of the complex structure of these resonances.

The green circles in Figure 2 represent the satellites: Molniya 1-81 (bottom right), Molniya 1-88 (bottom left) and Molniya 1-86 (top right). Table 1 contains the Two Line Element set for these satellites, while Table 2 gives their corresponding orbital elements and action variables. From TLE (2015), during the middle of September 2015, the mean motion of almost all Molniya satellites is around 2 revolutions per day (or equivalently the semi-major axis is about 26 000 km), excluding the satellites Molniya 1-88, Molniya 1-86, Molniya 1-S (placed in a geosynchronous orbit whose inclination is $I = 10^\circ$) and Molniya 1-44 (located at the edge of the LEO region). Moreover, the argument of perigee of these satellites is close to 270° ; therefore, they are contained in a stable region that guarantees small excursions in eccentricity and ω (Figure 2 bottom right). Molniya 1-88 is also in a regular region (Figure 2 bottom left), and although Molniya 1-86 is in a chaotic zone, it cannot collide with the Earth since the resonant island is located above the line $G = G_{min}$ (Figure 2 top right).

For larger semi-major axes, let us say for the GEO region, the problem increases in complexity. First of all, we can no longer approximate $\dot{\omega}$, $\dot{\Omega}$ by the simple relations (4.3) because the magnitude of the perturbing forces due to Moon and Sun becomes comparable with that due to J_2 . Thus, in obtaining the network of resonances, one should include also the effects induced by Moon and Sun. Moreover, a bifurcation phenomenon enters into the scene, showing that there are some cases when a specific resonance cannot be modeled by a pendulum type system, but one should use a so-called *extended fundamental model*, as described in Breiter (2001).

Indeed, let us consider the integrable Hamiltonian system, obtained by averaging (4.1) over Ω and by considering Ω_k as a constant. Roughly speaking, we have isolated the resonance $\dot{\omega} = 0$ from any other resonance. For such a reduced one degree-of-freedom Hamiltonian, the phase portrait is given in Figure 3 top panel. This plot, obtained for $a =$

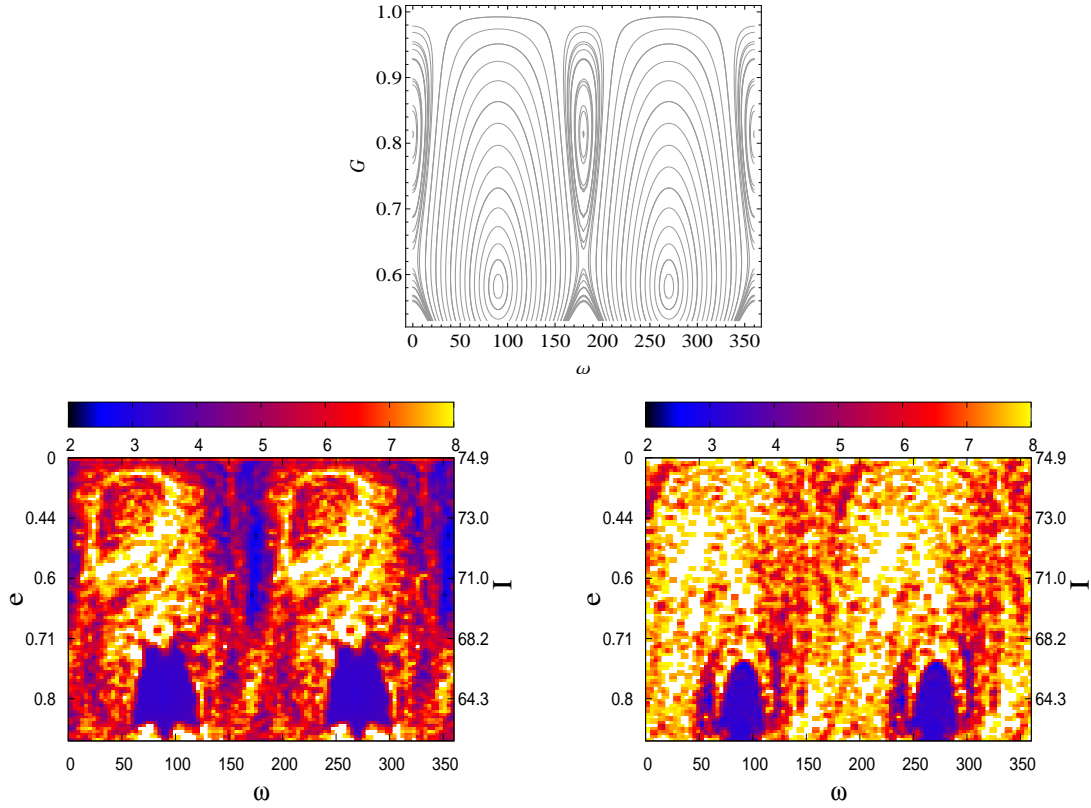


FIGURE 3. The critical inclination resonance for $a = 42164.17$ km and $H = 0.26$. Top: Phase portrait for the integrable system obtained by averaging \mathcal{H} over Ω and considering Ω_k as a constant. Bottom left: FLI values for the reduced model obtained from (4.1) by considering Ω_k constant. Bottom right: FLI values for the full model (4.1). The initial value of Ω is zero for the bottom panels.

42 164.17 km and $H = 0.26$, shows the existence of some additional elliptic equilibrium points at about $G = 0.82$ for $\omega = 0^\circ, 180^\circ$. We notice that these equilibrium points are not revealed in the previous studies concerning the critical inclination resonance in the GEO region (see Delhaise and Morbidelli, 1993). The reason is related to the use of different values for the energy level. For instance, if we draw the phase portrait for, let us say $H = 0.3$, then we obtain just the equilibrium points of the primary resonance.

Figure 3 bottom left is obtained for the two degrees-of-freedom Hamiltonian obtained from (4.1) by considering Ω_k as a constant. In this case, the splitting phenomenon is absent, so that the resonance $\dot{\omega} = 0$ interacts just with the resonance $2\dot{\omega} - \dot{\Omega} = 0$. Although the overlapping of these two resonances leads to chaotic motions, we notice that some stable islands remain around each equilibrium stable point. However, when

the full model is considered as in Figure 3 bottom right, then just the equilibrium points located at $\omega = 90^\circ$ and $\omega = 270^\circ$ remain in some small regular regions.

So far, we have restricted our analysis to the quadrupolar gravitational interactions, namely we expanded the lunisolar disturbing function up to the second order ($l = 2$) in the ratio of semi-major axes. For the Sun, the effect of the third harmonic (parallactic, or octupole) term is negligible, while for the Moon the contribution of the third harmonic term becomes more important as the orbital radius increases. Neglecting this term sets an upper limit to the radius of the satellite orbit for which the preceding theory is valid (Lidov, 1963). In considering the long-range stability at GEO (where $a/a_k \sim 0.1$), Musen (1961) advises to take the parallactic term into consideration, and, in fact, Lithwick and Naoz (2011) found that interesting dynamical behaviors can occur for the Kozai–Lidov cycles in exoplanetary studies under octupole-order secular interactions. While in the case including the octupole, the form of the perturbations cannot be easily expressed analytically, because the terms depending upon the position of the Moon’s perigee will appear, we can provide a numerical analysis. Figure 4 shows the FLI values at the octupole level of approximation, which, when compared to the bottom right panel of Figure 3, lead us to conclude that the effects of $(a/a_k)^3$ terms, and the corresponding higher-order secular resonances stemming from the lunar perigee, seem to be negligible at GEO, at least for the considered phase-space region.

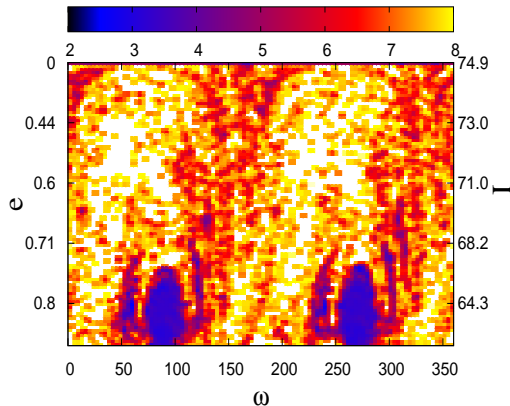


FIGURE 4. FLI for the critical inclination resonance for $a = 42164.17$ km and $H = 0.26$, where the series expansion in a/a_k from (3.6) is performed to the octupole ($l = 3$) order.

5. CONCLUSIONS

As it often happens in Celestial Mechanics, analytical and numerical methods are complementary, and should both be used to get a detailed description of the dynamics. As far as artificial satellite or space debris dynamics is concerned, the main gravitational effects are due to the geopotential, the influence of the Moon and the attraction of the Sun. It is therefore mandatory to have a correct expansion of the lunisolar potential in

terms of the appropriate elements. Such expansion is provided in Proposition 1, whose formula can be implemented on an algebraic manipulator to compute a series expansion to a finite order in the parameters of the model (typically, the eccentricity and the ratio of the semimajor axes).

The advantage of having an explicit analytical expansion of the lunisolar potential is clarified by a concrete application concerning lunisolar secular resonances for the Molniya satellites, which move on orbits with high eccentricity and inclination. As shown in Section 4, the analytical expansion gives a powerful tool to investigate the dynamics, especially when looking at the interaction between resonant motions. In fact, the analytical expansion provides a straightforward way to compute the resonance relations and, in particular, the interaction between different resonances.

The explicit series development also allows us to highlight the role of each component of the multiplet associated to a specific resonance. The analytical approach yields information about the dynamics and, precisely, on the chaotic behavior generated by the overlapping of resonances. The numerical results provided by the computation of the FLIs gives a global view of the dynamics, whose fine structure was obtained by analyzing the lunisolar expansion. We remark that this is just one of the many applications which can be obtained as a byproduct of the analytical expansion of the lunisolar potential and it is given as a possible motivation of the present work.

APPENDIX

A. HANSEN'S COEFFICIENTS

The Hansen coefficients $H_{lpq}(e) = X_{l-2p+q}^{l,l-2p}(e)$, $G_{lhj}(e^*) = X_{l-2h+j}^{-(l+1),l-2h}(e^*)$ may be computed easily with an algebraic manipulator through the following formula (see Jarnagin, 1965; Giacaglia, 1976):

$$\begin{aligned} X_k^{n,m}(e) &= \left(1 + \left(\frac{e}{1 + \sqrt{1 - e^2}}\right)^2\right)^{-n-1} \sum_{s=0}^{s_1} \sum_{t=0}^{t_1} \binom{n-m+1}{s} \binom{n+m+1}{t} \\ &\quad \times \left(-\frac{e}{1 + \sqrt{1 - e^2}}\right)^{s+t} J_{k-m-s+t}(ke) , \end{aligned}$$

where n, m, k are integers, J_b denotes the Bessel function of the first kind and s_1, t_1 are defined by

$$s_1 = \begin{cases} n - m + 1, & \text{if } n - m + 1 \geq 0 \\ \infty, & \text{if } n - m + 1 < 0 \end{cases} , \quad t_1 = \begin{cases} n + m + 1, & \text{if } n + m + 1 \geq 0 \\ \infty, & \text{if } n + m + 1 < 0 \end{cases} .$$

B. KAULA'S INCLINATION FUNCTIONS

The Kaula's inclination function, denoted by $F_{lmp}(I)$, has the form (see Kaula, 1962, 1966):

$$F_{lmp}(I) = \sum_{t=0}^{\min\{p, [\frac{l-m}{2}]\}} \frac{(2l-2t)!}{t!(l-t)!(l-m-2t)!2^{2l-2t}} \sin^{l-m-2t} I \sum_{s=0}^m \binom{m}{s} \cos^s I \\ \times \sum_c \binom{l-m-2t+s}{c} \binom{m-s}{p-t-c} (-1)^{c-[\frac{l-m}{2}]},$$

where $[\cdot]$ denotes the integer part and c is summed over all values for which the binomial coefficients are not zero.

ACKNOWLEDGEMENTS

A.C., G.P., A.R. are partially funded by the European Commission's Framework Programme 7, through the Stardust Marie Curie Initial Training Network, FP7-PEOPLE-2012-ITN, Grant Agreement 317185. A.C. was partially supported by PRIN-MIUR 2010JJ4KPA_009 and GNFM/INdAM; C.G. was supported by a grant of the Romanian National Authority for Scientific Research and Innovation, CNCS - UEFISCDI, project number PN-II-RU-TE-2014-4-0320 and by GNFM/INdAM. G.P. was partially supported by GNFM/INdAM.

REFERENCES

- Allan, R.R.: On the motion of nearly synchronous satellites. *Proc. R. Soc. Lond. A* **288**, 60–68 (1965)
- Allan, R.R.: Change of inclination in passing through resonance. In *Recent Advances in Dynamical Astronomy*, eds. B.D. Tapley & V. Szebehely, D. Reidel, Dordrecht, 333–348 (1973)
- Breiter, S.: Lunisolar resonances revisited. *Celest. Mech. Dyn. Astr.* **81**, 81–91 (2001)
- Celletti, A., Gales, C.: On the dynamics of space debris: 1:1 and 2:1 resonances. *J. Nonlinear Science* **24**, 1231–1262 (2014)
- Celletti, A., Gales, C.: A study of the main resonances outside the geostationary ring. *Adv. Space Res.* **56**, 388–405 (2015)
- Celletti, A., Gales, C.: Dynamical investigation of minor resonances for space debris. *Celest. Mech. Dyn. Astr.* **123**, n. 2, 203–222 (2015)
- Cherniack, J.R.: Computation of Hansen coefficients. *Smithsonian Astrophys. Obs. Spec. Rep.* **346** (1972)
- Cok, D.R.: On the perturbations of a close-Earth satellite due to lunar inequalities. *Celest. Mech.* **16**, 459–479 (1978)
- Cook, G.E.: Luni-solar perturbations of the orbit of an Earth satellite. *Geophys. J.* **6**, 271–291 (1962)
- Delhaise, F., Morbidelli A.: Luni-solar effects of geosynchronous orbits at the critical inclination. *Celest. Mech. Dyn. Astr.* **57**, 155–173 (1993)

- Dichmann, D.J., Lebois, R., Carrico Jr., J.P. Dynamics of orbits near 3:1 resonance in the Earth–Moon system. *J. Astronaut. Sci.* **60**, 51–86 (2013)
- Ellis, K.M., Murray, C.D.: The disturbing function in solar system dynamics. *Icarus* **147**, 129–144 (2000)
- Ely, T.A., Howell, K.C.: Dynamics of artificial satellite orbits with tesseral resonances including the effects of luni–solar perturbations. *Int. J. Dyn. Stab. Syst.* **12**, 243–269 (1997)
- Érdi, B.: Dynamics of satellites with multi-day periods. In *The Dynamics of Small Bodies in the Solar System*, eds. B.A. Steves & A.E. Roy, Kluwer Academic Publishers, Dordrecht, 303–307 (1999)
- Estes, R.H.: On the analytic lunar and solar perturbations of a near Earth satellite. *Celest. Mech.* **10**, 253–276 (1974)
- Froeschlé, C. Lega, E. Gonczi, R.: Fast Lyapunov indicators. Application to asteroidal motion. *Celest. Mech. Dyn. Astr.* **67**, 41–62 (1997)
- Giacaglia, G.E.O.: Lunar perturbations of artificial satellites of the Earth. *Celest. Mech.* **9**, 239–267 (1974)
- Giacaglia, G.E.O.: A note on Hansen’s coefficients in satellite theory. *Celest. Mech.* **14**, 515–523 (1976)
- Gooding, R.H., Wagner, C.A.: On the inclination functions and a rapid stable procedure for their evaluation together with derivatives. *Celest. Mech. Dyn. Astr.* **101**, 247–272 (2008)
- Hough, M.E.: Orbits near critical inclination, including lunisolar perturbations. *Celest. Mech.* **25**, 111–136 (1981)
- Hughes, S.: Earth satellite orbits with resonant lunisolar perturbations. I. Resonances dependent only on inclination. *Proc. R. Soc. Lond. A* **372**, 243–264 (1980)
- Izsak, I.G.: Tesseral harmonics of the geopotential and corrections to station coordinates. *J. Geophys. Res.* **69**, 2621–2630 (1964)
- Jarnagin, M.P.: Expansions in elliptic motion. *Astron. Pap. Am. Ephem. Naut. Alm.* **18**, 1–659 (1965)
- Jeffreys, B.: Transformation of tesseral harmonics under rotation. *Geophys. J.* **10**, 141–145 (1965)
- Kaula, W.M.: Development of the lunar and solar disturbing functions for a close satellite. *Astron. J.* **67**, 300–303 (1962)
- Kaula, W.M.: *Theory of Satellite Geodesy*. Blaisdell, Waltham (1966)
- Kozai, Y.: On the effects of the Sun and the Moon upon the motion of a close Earth satellite. *Smithsonian Astrophys. Obs. Spec. Rep.* **22** (1959)
- Kozai, Y.: Lunar perturbations with short periods. *Smithsonian Astrophys. Obs. Spec. Rep.* **235** (1966)
- Lane, M.T.: On analytic modeling of lunar perturbations of artificial satellites of the Earth. *Celest. Mech. Dyn. Astr.* **46**, 287–305 (1989)
- Lidov, M.L.: On the approximated analysis of the orbit evolution of artificial satellites. In *Dynamics of Satellites*, ed. M. Roy, Springer-Verlag, Berlin, 168–179 (1963)
- Lithwick, Y., Naoz, S.: The eccentric Kozai mechanism for a test particle. *Astrophys. J.* **742**, 94 (2011)

- Mardling, R.A.: New developments for modern celestial mechanics – I. General coplanar three-body systems. Application to exoplanets. *Mon. Not. R. Astron. Soc.* **435**, 2187–2226 (2013)
- Murray, C.D., Dermott, S.F.: *Solar System Dynamics*. Cambridge University Press, Cambridge (1999)
- Musen, P.: On the long-period lunar and solar effects on the motion of an artificial satellite, 2. *J. Geophys. Res.* **66**, 2797–2805 (1961)
- Rosengren, A.J., Alessi, E.M., Rossi, A., Valsecchi, G.B.: Chaos in navigation satellite orbits caused by the perturbed motion of the Moon. *Mon. Not. R. Astron. Soc.* **449**, 3522–3526 (2015)
- Rossi, A.: Resonant dynamics of medium Earth orbits: space debris issues. *Celest. Mech. Dyn. Astr.* **100**, 267–286 (2008)
- Upton, E., Bailie, A., Musen, P.: Lunar and solar perturbations on satellite orbits. *Science* **130**, 1710–1711 (1959)
- <http://www.celestrak.com/NORAD/elements/> (Accessed September 14, 2015)

DEPARTMENT OF MATHEMATICS, UNIVERSITY OF ROMA TOR VERGATA, VIA DELLA RICERCA SCIENTIFICA 1, 00133 ROMA (ITALY)

E-mail address: celletti@mat.uniroma2.it

DEPARTMENT OF MATHEMATICS, AL. I. CUZA UNIVERSITY, BD. CAROL I 11, 700506 IASI (ROMANIA)

E-mail address: cgales@uaic.ro

DEPARTMENT OF PHYSICS, UNIVERSITY OF ROMA TOR VERGATA, VIA DELLA RICERCA SCIENTIFICA 1, 00133 ROMA (ITALY)

E-mail address: pucacco@roma2.infn.it

IFAC-CNR, VIA MADONNA DEL PIANO 10, 50019 SESTO FIORENTINO (FI) (ITALY)

E-mail address: a.rosengren@ifac.cnr.it