

Conformal Properties in High Temperature QCD

K.-I. Ishikawa

Graduate School of Science, Hiroshima University, Higashi-Hiroshima, Hiroshima 739-8526, Japan

Y. Iwasaki

Center for Computational Sciences, University of Tsukuba, Tsukuba, Ibaraki 305-8577, Japan

Yu Nakayama

Walter Burke Institute for Theoretical Physics, California Institute of Technology, Pasadena, CA 91125, USA;

Kavli Institute for the Physics and Mathematics of the Universe (WPI), Todai Institutes for Advanced Study, Kashiwa, Chiba 277-8583, Japan

T. Yoshie

Center for Computational Sciences, University of Tsukuba, Tsukuba, Ibaraki 305-8577, Japan

Abstract

We investigate the properties of quarks and gluons above the chiral phase transition temperature T_c , using the RG improved gauge action and the Wilson quark action with two degenerate quarks mainly on a $32^3 \times 16$ lattice. In the one-loop perturbation theory, the thermal ensemble is dominated by the gauge configurations with effectively $Z(3)$ center twisted boundary conditions, making the thermal expectation value of the spatial Polyakov loop take a non-trivial $Z(3)$ center. This is in agreement with our lattice simulation of high temperature QCD. We further observe that the temporal propagator of massless quarks at extremely high temperature $\beta = 100.0$ ($T \simeq 10^{58} T_c$) remarkably agrees with the temporal propagator of free quarks with the $Z(3)$ twisted boundary condition for $t/L_t \geq 0.2$, but differs from that with the $Z(3)$ trivial boundary condition. As we increase the mass of quarks m_q , we find that the thermal ensemble continues to be dominated by the $Z(3)$ twisted gauge field configurations as long as $m_q \leq 3.0 T$ and above that the $Z(3)$ trivial configurations come in. The transition is essentially identical to what we found in the departure from the conformal region in the zero-temperature many-flavor conformal QCD on a finite lattice by increasing the mass of quarks. We argue that the behavior is consistent with the renormalization group analysis at finite temperature.

1. introduction

The properties of quarks and gluons at high temperature are key ingredients for understanding the evolution of the Universe and the heavy ion collision experiment. Lattice QCD is the most reliable formulation of QCD for the investigation of non-perturbative properties of quarks and gluons, and we have developed various methods to clarify them from the early stage of lattice gauge theories [1]. Although many interesting and useful results have been obtained, still there remain unsolved problems [2]. In particular, it is a fundamental issue to understand what kind of state the gluons and quarks take at high temperature [3].

In this article we give a new perspective on the properties of quark-gluon state above the chiral phase transition temperature T_c . Our analysis is based on the numerical simulations of spatial Polyakov loops and temporal propagator in the pseudo-scalar (PS) channel at finite temperature in comparison with those of the one-loop perturbative computation with the fixed boundary conditions. Our re-

sult suggests the existence of the “conformal region” in the phase diagram of QCD at high temperature in agreement with the renormalization group argument we will present.

The existence of the conformal region in addition to the confining region and the deconfining region in the phase space would provide a basis for the investigation of non-perturbative properties of quarks and gluons at high temperature. Among others, the conformal properties may imply non-analytic behavior of the m_{PS} in terms of the m_q , which may be a resolution of the long-standing debate whether the axial $U(1)$ symmetry recovers at the chiral transition point for $N_f = 2$ [4].

Some related results of our study on the high temperature QCD have been presented in Refs. [6], [7]. The theoretical argument presented there is applicable to any aspect ratio $r = N_s/N_t$. The numerical simulations there were done on the $16^3 \times 64$ lattice with $r = 1/4$ for a technical reason to obtain the large t behavior of PS propagators. In applications to the high temperature QCD, however, the larger aspect ratio is preferable with thermodynamic limit

in mind. In this article, therefore, we extend the analysis to larger aspect ratio and verify the existence of the conformal region by numerical simulations on a lattice with $r = 2$.

2. Setup

We investigate SU(3) gauge theory at high temperature with small N_f ($2 \leq N_f \leq 6$) fermions in the fundamental representation as a model of QCD, where the chiral phase transition occurs at some critical temperature T_c . Our general argument that follows can be applied to any number of flavors ($2 \leq N_f \leq 6$) with any formulation of gauge theories on the lattice. For numerical simulations in this article we take $N_f = 2$ (degenerate two quarks) and employ the Wilson quark action and the RG improved gauge action on the Euclidean lattice of the size $N_x = N_y = N_z = N_s$ and N_t , with the lattice spacing a . We impose an anti-periodic boundary condition in the time direction for fermions and periodic boundary conditions otherwise.

In order to take the continuum limit, we have to take the limit $a \rightarrow 0$ keeping $N_s a = L_s$ and $N_t a = L_t$ constant. We call $r = L_s/L_t$ an aspect ratio. In order to obtain physical quantities at temperature T , we have to take the thermodynamic limit $L_s \rightarrow \infty$ keeping $N_t a = 1/T$ and QCD scale Λ_{QCD} fixed. When the space is compact, $N_s a = L_s$ is also fixed finite.

When N_s and N_t are finite, the formulation of finite temperature QCD on a lattice is equivalent to a Euclidean path integral defined on a discrete three dimensional degrees of freedom with a transfer matrix for a discrete time. We may calculate thermal quantities for the quantum system in terms of the terminology of zero-temperature field theories. Therefore, our analysis of the lattice data naturally shows the similarity to the ones studied in our earlier papers [5][7]. In particular, at the formal level, the RG analysis there is completely in parallel with that here.

Given a fixed lattice, the theory is defined by two parameters; the bare coupling constant g_0 and the bare degenerate quark mass m_0 at ultraviolet (UV) cutoff. We also use, instead of g_0 and m_0 , $\beta = 6/g_0^2$ and $K = 1/2(m_0 a + 4)$.

As for observables, together with the plaquette and the Polyakov loop in each space-time direction, we measure several hadronic quantities. One of the most important observables we will study is the t dependence of the thermal propagator of the local meson operator in the H channel:

$$G_H(t) = \sum_x \langle \bar{\psi} \gamma_H \psi(x, t) \bar{\psi} \gamma_H \psi(0) \rangle, \quad (1)$$

where the summation is over all the spatial lattice points. In this paper, we mostly focus on the pseudo-scalar (PS) channel $H = PS$, and the subscript H is suppressed hereafter.

In order to study the characteristic behavior of the thermal propagator, we define the effective mass $m(t)$ through

$$\frac{\cosh(m(t)(t - N_t/2))}{\cosh(m(t)(t + 1 - N_t/2))} = \frac{G(t)}{G(t + 1)}. \quad (2)$$

When boundary effects can be neglected, it reduces to

$$m(t) = \ln \frac{G(t)}{G(t + 1)}. \quad (3)$$

This is the same definition that we use in the zero-temperature lattice QCD. The notion of effective mass has its direct physical interpretation at zero temperature, but we may regard it as a characteristic of the temporal propagator at finite temperature to compare thermal systems with different parameters.

We define the quark mass m_q as the large t value of $m_q(t)$ obtained through Ward-Takahashi identities by the ratio of thermal propagators:

$$m_q = \lim_{t \rightarrow N_t/2} m_q(t) = \lim_{t \rightarrow N_t/2} \frac{\sum_x \langle \nabla_4 A_4(x, t) P(0) \rangle}{2 \sum_x \langle P(x, t) P(0) \rangle} \quad (4)$$

where $P(x, t)$ is the pseudo-scalar density and $A_4(x, t)$ the fourth component of the local axial vector current, renormalization constants being suppressed. This is also the same definition that we use in the zero-temperature lattice QCD. The quark mass m_q thus defined does not depend on whether the system is confining or deconfining, and depends on only β and K up to order $1/N_s$ and $1/N_t$ corrections.

We perform the simulations on the $32^3 \times 16$ lattice at

$$\beta = 100.0, 15.0, 10.0, 6, 0, 5.0, 4.0, 3.0$$

$$(K = 0.125, 0.128, 0.130, 0.133, 0.135, 0.140, 0.1435)$$

which correspond roughly to

$$T/T_c \simeq 10^{58}, 10^7, 10^4, 64, 16, 4, 1.15,$$

respectively. Here the estimate of the temperatures is based on $\Delta\beta \sim 0.5$ for the scale change of a factor 2 in the one-loop approximation with $N_f = 2$. The hopping parameters are chosen in such a way that the quark mass is $m_q \leq 0.01$.

The algorithms we employ is the blocked HMC algorithm [11]. We choose the run-parameters in such a way that the acceptance of the HMC Metropolis test is about 60% \sim 90%. The statistics are 1,000 MD trajectories for thermalization and 1000 \sim 6000 MD trajectories for the measurement. We estimate the errors by the jack-knife method with a bin size corresponding to 100 HMC trajectories.

3. Phase structure

We define continuous gauge theories by the continuum limit of lattice gauge theories. Therefore, in order to investigate properties of the high temperature QCD in the continuum limit, it is vital to clarify the phase structure of lattice QCD with N_s and N_t fixed, thereby clarify the existence of fixed points and symmetries. We plot the two dimensional diagram in terms of β and K for a fixed value of N_s and N_t in Fig.1.

First of all, the point $\beta = \infty$ and $m_q = 0$ is the UV fixed point and we restrict ourselves to the continuum limit toward this UV fixed point in this article. When $N_f = 2 \sim 6$, the massless quark line starting from the UV fixed point ($\beta = \infty$) runs through to $\beta = 0$, without hitting a bulk transition. On a finite lattice there is a chiral phase transition at some β^* . At $\beta \leq \beta^*$ the system is in the confining phase. On the other hand, at $\beta \geq \beta^*$ the system is in the deconfining phase.

In Refs.[12],[13] we estimated the chiral phase transition of $N_f = 2$ QCD with the same action on an $8^3 \times 4$ lattice at $\beta \simeq 1.4$. Similarly, applying the “on-Kc method” [12] (monitoring the number of iterations for the quark matrix inversion along the Kc line), we estimate that the transition points are $\beta \sim 2.4$ and $K \sim 0.154$ on the $16^3 \times 8$ lattice and $\beta \sim 2.9$ and $K \sim 0.1445$ on the $32^3 \times 16$ lattice, respectively.

In addition to these two phases, we claim that there is a “conformal region” in the deconfining phase for the small quark mass, $m_q \leq c\Lambda_{IR}$, (Λ_{IR} an IR cutoff; c is a constant of $O(1 \sim 10)$ [5][7]), as schematically shown in Fig.1.

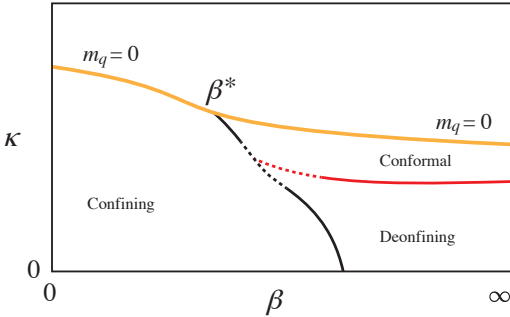


Figure 1: Phase diagram on a finite lattice : $2 \leq N_f \leq 6$; on the massless quark line there is a chiral phase transition point β^* . Below the critical point the massless line is in the confining region.

To understand the nature of the conformal region, we review the RG flow in the presence of an IR cutoff Λ_{IR} . The existence of the conformal region was first discussed in the paper [5] in the study of many-flavor conformal gauge theories at zero temperature.

In the many-flavor conformal QCD at zero temperature, if the IR cutoff are zero and when quark masses are

tiny, the RG trajectory stays close to the critical line, approaching the IR fixed point and finally passes away from the IR fixed point to infinity. Therefore the IR behavior is governed by the “confining region”.

When the cutoff Λ_{IR} is finite, the RG flow from UV to IR does stop evolving at the scale Λ_{IR} . When the typical mass scale (e.g. that of a meson) m_H is smaller than Λ_{IR} (it means $m_q \leq c\Lambda_{IR}$), it is still in the “conformal region” because the IR cut-off rather than the mass scale governs the IR behavior. On the other hand, when m_H is larger than Λ_{IR} , the flow passes away from the IR fixed point to infinity with relevant variables integrated out, thus being in the “confining region”.

One may alternatively view that the conformal region is the parameter region in which the dominant scale of the system is given by an IR cut-off (rather than mass scales). In such situations, the effects by an IR cut-off cannot be ignored even when the lattice size is large. We have introduced the terminology “regions” in contrast to the phases because strictly speaking there are no order parameters in the thermodynamic limit to distinguish them. However, we claim that the boundary between these regions accompanies a sharp transition in physical observables. This has been confirmed in our numerical simulations [5][7].

The situations in the high temperature QCD ($2 \leq N_f \leq 6$) is very similar [7][6] even though there is another scale Λ_{QCD} . As long as we are in the deconfining phase with tiny masses for quarks, the dominant scale is the IR cut-off given by the temperature T rather than Λ_{QCD} . Similarly to the many-flavor conformal QCD case with a spatial IR cut-off, there is no response for the RG transformation below the scale of the temperature $\Lambda_{IR} = T$. In line with the many-flavor conformal QCD case discussed above, we say that QCD at high temperature with small quark masses $m_q < cT$ is in the “conformal region”.

There are two possible ways to exit the “conformal region” of high temperature QCD. The one is to decrease the temperature $T < T_c$, by which the IR dynamics is now governed by the QCD scale $\Lambda_{QCD} > \Lambda_{IR}$. The theory will be in the confining region. The other is to increase the quark mass $m_q > cT$, by which the IR dynamics is governed by the finite temperature gluon plasma after integrating out heavy quarks. The theory will be in the deconfining region. This explains the phase diagram presented in Fig. 1

4. Analysis at weak coupling

4.1. One loop calculation

Let us now discuss the properties of the phase diagram around the UV fixed point $\beta = \infty$ and $m_q = 0$ from analytic computations in perturbation theory. The free $SU(3)$ gauge theory has the $Z(3)$ center symmetry, but with matter fermions in the fundamental representation, it is broken when the interaction is switched on (i.e. $\beta \neq \infty$).

The idea is to identify the phase structure in relation to the thermal expectation values of the spatial Polyakov

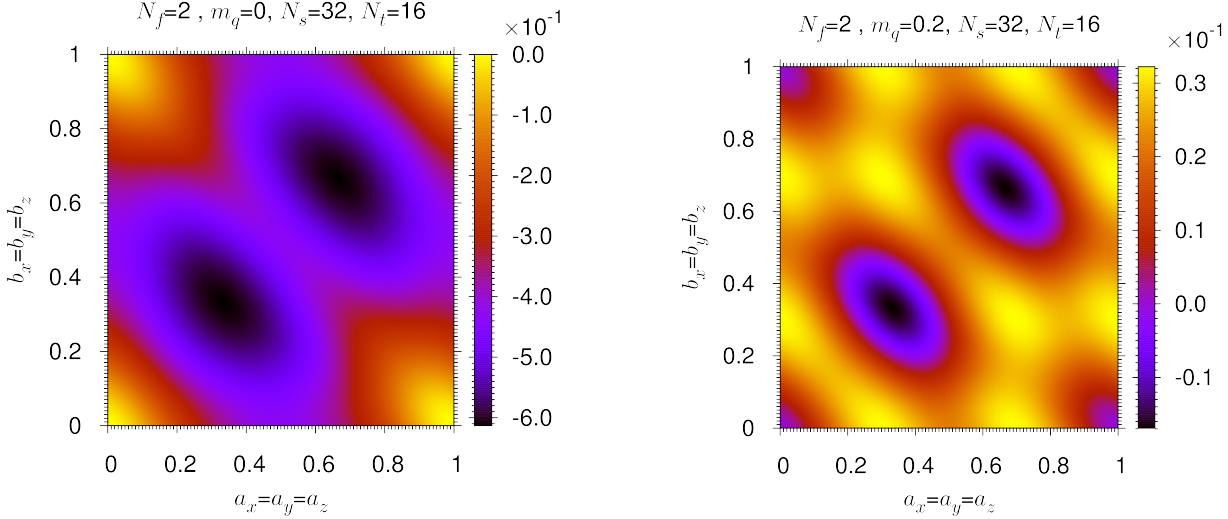


Figure 2: (color online) The effective potential $V_{\text{eff}}(a, b)$ on $32^3 \times 16$ lattice in terms of a and b : $m = 0.0$ (left) and $m = 0.2$ (right).

loops. For this purpose, we first compute the thermal expectation values of the internal energy (i.e. in the Stefan-Boltzmann law) with a fixed value of the spatial Polyakov loops in the one-loop approximation. In Ref.[7] we discussed the effective potential for the spatial Polyakov loops at zero temperature in detail. Our computation here is a natural extension to the finite temperature situation.

In the perturbative QCD with the finite spatial volume, the classical zero energy gauge configurations are characterized by flat connections. In the case of our torus lattice, the flat connections are given by the Polyakov loop in each x, y, z directions (in fundamental representation of $SU(3)$):

$$U_i = \text{diag}(e^{i2\pi a_i}, e^{i2\pi b_i}, e^{i2\pi c_i})$$

with $a_i + b_i + c_i \in \mathbb{Z}$ for $(i = x, y, z)$ from the unitary condition. Note that $a_i = b_i = c_i = \frac{1}{3}, \frac{2}{3}$ gives a non-trivial center of the gauge group.

As is well-known, the one-loop thermal free energy with $Z(3)$ preserving boundary conditions shows an unphysical infrared divergence on a finite lattice at finite temperature [14]. To avoid this technical problem, we instead compute the thermal expectation values of the internal energy (which is proportional to the free energy in conformal field theories after subtracting the vacuum cosmological constant). We use the Wilson gauge action for the perturbative computation of the internal energy as in Ref.[7] to circumvent a subtle thermodynamic interpretation of complex energy poles in the RG improved gauge action at finite N_t [15]. The calculation is then similar to those given in Appendix D of Ref.[7], and we will present the details in a separate article.

The one-loop thermal expectation values of internal energy including both fermion loops and gauge field loops for $N_f = 2$ case with $m_q = 0.0, 0.1, 0.2, 0.3, 0.4 \dots$, are calculated in the 6 parameter space; a_i, b_i in the x, y and z directions on lattices $16^3 \times N_t, 32^3 \times N_t, 64^3 \times N_t$ with

$N_t = (4), 16, 32, 64$. As for two representative cases, we show in Fig.2 the contour map in terms of two parameters; a, b putting $a_x = a_y = a_z; b_x = b_y = b_z$ for 6 parameters for $32^3 \times 16$ lattice with $m_q = 0.0$ and 0.2 .

We note the following three points:

1. The extrema of the thermal expectation values of the internal energy are given where the spatial Polyakov loops in each directions take an element of the center $Z(3)$ of the gauge group $SU(3)$. There are 4 species of configurations, in total 3^3 configurations. We have the lowest energy when all the Polyakov loops in the spatial directions take non-trivial twisted $Z(3)$ values, $\exp(\pm i2/3\pi)$. When the spatial Polyakov loop takes a trivial one $\exp(i0\pi) = 1$, the energy becomes higher. The energy increases as the number of trivial directions increase.
2. When $m_q \leq 3.0/N_t$, the thermal expectation values of the energy shows an instability where all of three take the trivial one. We claim that this causes the transition to the “conformal region” from the “deconfining region”.
3. In the thermodynamic limit, the thermal expectation values of the spatial Polyakov loop should be determined by the minimum of the free energy rather than the internal energy. The unphysical divergence of the free energy should be removed in the thermodynamic limit because it is not proportional to the volume. We note that at finite lattice, the one-loop free energy (including the divergence) always takes its minimum value with the $Z(3)$ twisted boundary condition with $\exp(\pm i2/3\pi)$. In particular, the free energy difference between the $Z(3)$ trivial boundary condition and $Z(3)$ twisted one is finite irrespective of the divergence because it only comes from the fermion contribution.

We would like to stress that the above two points 1.

and 2. hold for all the cases we investigate, including the two cases in Fig.2. That is, in the both cases the thermal expectation values of internal energy is minimized by the $Z(3)$ twisted configurations, and the trivial configuration shows an instability when $m_q = 0.0$ but it is metastable when $m_q = 0.2$ (i.e. $m_q \cdot N_t \sim 3.2$).

We might suspect that the instability would not appear in the free energy computation (with one-loop perturbative divergence) that should determine the mean thermal average, but we will see below numerical simulations which clearly show the instability in the thermal history (as a mode average).

4.2. Numerical results for spatial Polyakov loops

To compare our analytical results in perturbation theory with the lattice QCD simulations, let us show in Fig.3 the thermal histories of the magnitude and the angle of the spatial Polyakov loops at $\beta = 100.0, K = 0.125$. We see that the angles of all three spatial Polyakov loops clearly stay at $2\pi/3 = 2.09$ (accidentally all three take the plus sign). However the magnitudes are around 0.8. The fluctuations are rather large because the lattice size is small. Thus, at extremely high temperature, the thermal expectation values of physical observables are dominated by the configurations close to the ones with $Z(3)$ twisted boundary conditions. In the limit $\beta \rightarrow \infty$ the magnitude will approach 1.0. It means that the thermal states obtained at one-loop approximation is a valid description of the numerical simulation.

In Ref.[7], we emphasized that the state where Polyakov loops in one or two of three spatial directions take unity 1 instead of $\exp(\pm i2/3\pi)$ is meta-stable at zero temperature and stays for a long simulation time. To choose the true vacuum, we had to (1) first make simulations at small β for long enough time to make transitions among various vacua, and (2) gradually increase the β .

On the other hand we were not able to generate the $Z(3)$ trivial states dynamically at $\beta = 100.0$ and $K = 0.125$: even if we prepared an ordered state as an initial state, we reach the state where at least one of three spatial Polyakov loops takes $\exp(\pm i2/3\pi)$. This is consistent with the fact that the $Z(3)$ trivial states are unstable.

In our finite temperature numerical simulations here, we again encounter the similar behaviors. We have made several runs to find the boundary of the local stability of the thermal history. Preparing an ordered initial state with heavy quarks and gradually decrease the quark mass, we find that the thermal history of the spatial Polyakov loops becomes unstable around $K = 0.120$. Note that $K = 0.120$ corresponds to $m_q = 0.18$ (i.e. $m_q \cdot N_t \simeq 2.9$). We show an example of spatial Polyakov loops at $K = 0.120$, Fig. 4, where we see that the thermal ensemble is dominated by the $Z(3)$ trivial gauge configurations about one thousand trajectories. However, it finally collapses to the $Z(3)$ twisted configurations. In other test cases with $K \geq 0.121$ it decays more quickly.

In order to see the universality of the phase structure at high temperature, we have also checked that thermal history of spatial Polyakov loops at high temperature, $\beta = 100.0$ and $K = 0.125$, with the Wilson gauge action. With the Wilson gauge action, the angles of all three spatial Polyakov loops take $\pm 2\pi/3$, while the magnitudes are around 0.7, which is a little smaller than 0.8 with the RG improved action. This suggests that the qualitative picture of the phase diagram presented in this section should be valid in any gauge action as expected from the universality argument.

4.3. Temporal propagators at weak coupling

Now let us move onto the study of the temporal propagator in the PS channel. We are going to compare the free thermal propagator with the $Z(3)$ twisted boundary conditions with the numerical lattice QCD simulations at finite temperature.

We begin with the numerical result of effective mass at $\beta = 100.0$ and $K = 0.125$. In Fig.5, we see that the effective mass is remarkably in agreement with that of the free fermion with the twisted boundary condition. Since the differences are $\sim 0.2\%$ for $t = 3 - 7$, and they are too small to observe in the figure, the red points (lattice simulation) are shifted right by 0.005 in order to see the blue points (perturbative computation). In comparison, if we compute the free thermal propagator with the trivial boundary conditions, the result is different from the numerical result with order $\sim 6.0\%$.

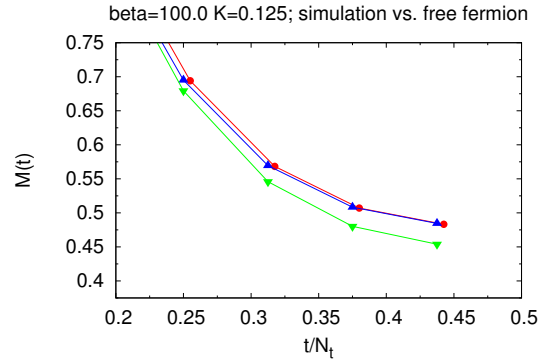


Figure 5: The effective masses at $\beta = 100.0$ and $K=0.125$ (circle; red). The effective masses of PS meson with the free quarks in the $Z(3)$ twisted boundary condition (triangle; blue) and the $Z(3)$ trivial boundary condition (inverted triangle; green). The red points are shifted horizontally right by 0.005 in order that we are able to see the both of blue points and red points.

5. Simulations at strong coupling

5.1. Spatial Polyakov loops and propagators along the massless line

In order to approach the strongly coupled regime, we decrease β along the massless quark line toward the chiral

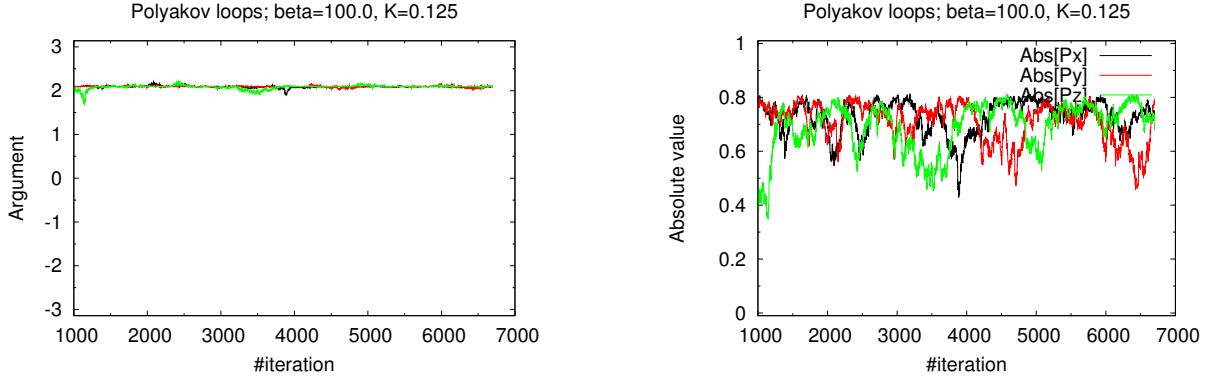


Figure 3: (color online) Time history of the argument and the magnitude value of the spatial Polyakov loops for $\beta = 100.0$ and $K = 0.125$ on the $32^3 \times 16$ lattice.

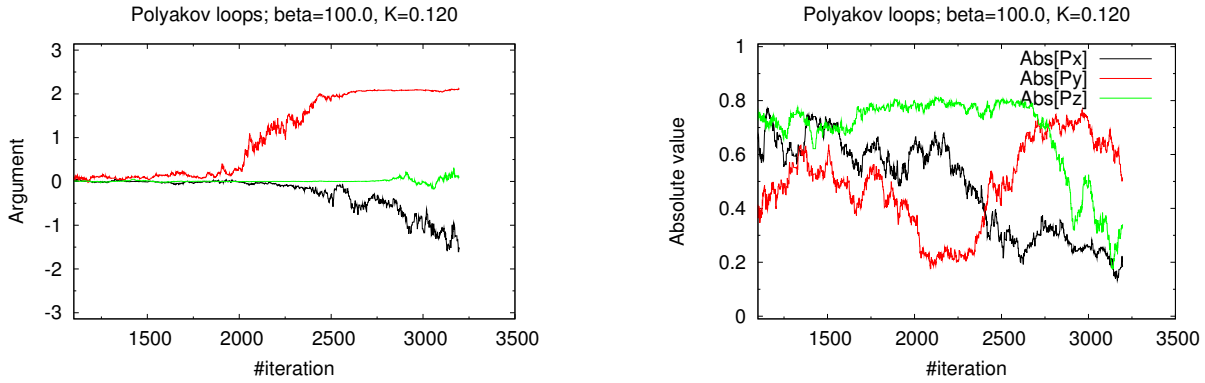


Figure 4: (color online) Time history of the argument and the magnitude value of the spatial Polyakov loops for $\beta = 100.0$ and $K = 0.120$ on the $32^3 \times 16$ lattice.

transition point $\beta = 2.9$;

$$\beta = 15.0, 10.0, 6.0, 5.0, 4.0, 3.0.$$

As an example, we show the thermal histories of the magnitude and the angle of the spatial Polyakov loops at $\beta = 15.0$, in Fig. 6. We see that the fluctuations become larger as β decreases, and the transition between different $Z(3)$ center configurations occurs more frequently.

Although the spatial Polyakov loops behave more differently with more transitions as we decrease β , the effective mass for $\beta = 15.0, 10.0$ and $\beta = 100.0$ are identical within 1% difference. Overlaying the three data we are not able to distinguish them as shown in Fig.7. We interpret that the thermal states with $\beta = 100.0$ down to $\beta = 10.0$ are still dominated by the $Z(3)$ twisted gauge configurations and the quarks behave very similarly to the free massless fermions with the $Z(3)$ twisted boundary condition.

When we further decrease β as $\beta = 6.0, 5.0, 4.0$, the effective mass at large distance slightly deviates from the curve at $\beta = 100.0$. When we reach $\beta = 3.0$ the effect mass clearly deviates from it as can be seen in Fig.7. This deviation at $\beta = 3.0$ is expected, since $\beta = 2.9$ is the chiral transition point and at that point we are no longer in the “conformal region”.

5.2. Spatial Polyakov loops and temporal propagators with massive quarks

Now let us discuss the case with massive quarks at finite β . As long as the quark mass is smaller than the critical mass, the spatial Polyakov loops still take a non-trivial $Z(3)$ element. On the other hand, when the quark mass becomes heavier, it takes the trivial $Z(3)$ element.¹ At a certain critical quark mass, we find these two states co-exist as in [5][7].

As a demonstration, we elaborate on the transition at $\beta = 10.0$. In Fig.8 we show the histories of angles of the spatial Polyakov loops at $K = 0.120$. The initial configuration in the right panel is that at $K = 0.125$ (the hot start), while in the left panel it is that of $K = 0.110$ (the cold start). We see clear difference between the two. The spatial Polyakov loops take the twisted $Z(3)$ value in the right panel, while the trivial one in the left panel.

To further investigate the existence of the transition, we, in turn, study hadronic quantities at $\beta = 10.0$ and

¹Although in the small K expansion, the $Z(3)$ twisted configuration is slightly favored[10], the $Z(3)$ trivial configuration is chosen after thermalization with ordered initial state

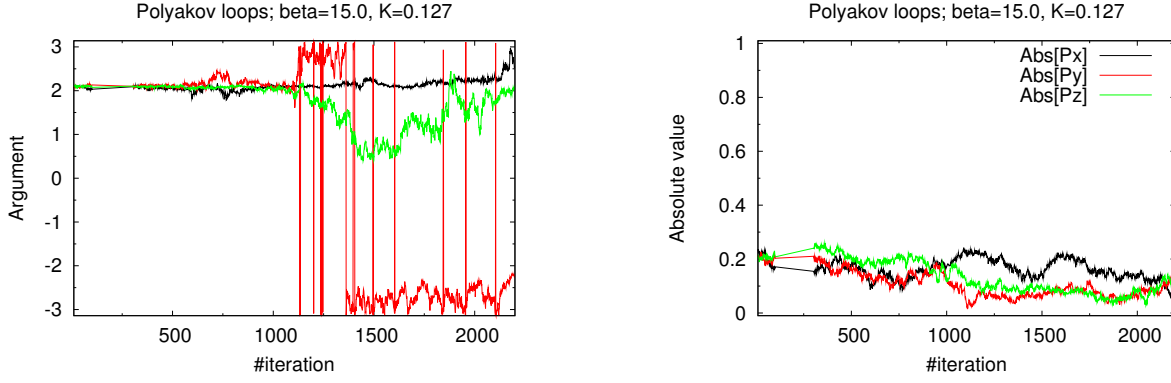


Figure 6: (color online) Time history of the argument and the magnitude value of the spatial Polyakov loops for $\beta = 15.0$ and $K = 0.127$ on the $32^3 \times 16$ lattice.

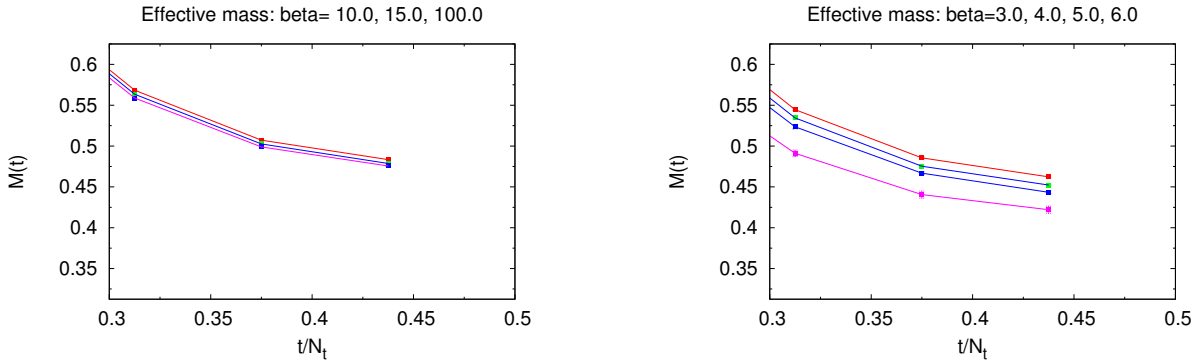


Figure 7: (color online) The effective mass for $\beta = 100.0, 15.0, 10.0$ in order from the top to the bottom (left) and $\beta = 6.0, 5.0, 4.0, 3.0$ in order from the top to the bottom (right).

$K = 0.120$. One interesting comparison is the PS channel effective mass at $t = 7$. With the hot start we obtain $m_q = 0.301(1)$ and $m_{PS} = 0.8198(2)$, while with the cold start we have $m_q = 0.301(1)$ and $m_{PS} = 0.8188(4)$. It is expected that the quark masses m_q are identical, but given the change of the spatial Polyakov loop expectation values, it may be a little surprising that the effective masses appear almost identical. However, we claim that the difference is non-zero $\delta m_{PS} = 0.0010(6)$ with a controlled error estimate.

To see this, we note that in the free one-loop computation with $m_q = 0.3$ we have $m_{PS} = 0.792643$ with the $Z(3)$ twisted boundary condition, while we have $m_{PS} = 0.790817$ with the $Z(3)$ trivial boundary condition: the difference $\delta m_{PS}^{\text{free}} = 0.00182$ is the same order as we observed in the numerical simulation above. In our earlier studies on the $16^3 \times 64$ lattice [6], the transition was visibly seen in the effective mass difference $\delta m_{PS} \sim 0.4$ in good agreement between one-loop computation and numerical simulations, suggesting that jump in the temporal propagator indicates the transition between the conformal region and deconfining region. We think that the much smaller but non-zero difference here can be attributed to the same transition.

6. Discussions

In this article we have proposed a new perspective on quarks and gluons at high temperature. The quarks and gluons at very high temperature are free but effectively described by the $Z(3)$ twisted boundary condition. The parameter region in which the thermal ensemble is dominated by the $Z(3)$ twisted boundary condition corresponds to what we call the conformal region.

Let us discuss the boundary of the conformal region. The end point of the red curve at $\beta = \infty$ shown in Fig.1 should correspond to the boundary for the stability of the $Z(3)$ trivial configurations. We estimate $m_q \simeq 3.0 T$ from the one loop computation of internal energy with fixed boundary conditions. On the other hand from the RG consideration we have predicted that the line is $m_q = c\Lambda_{IR} = cT$. Two independent approaches give consistent conclusions.

The red line runs toward the chiral phase transition point. Since there is no order parameter of $Z(3)$ symmetry except $\beta = \infty$, it is not possible to identify the red line at small β in a strict sense. However we have shown that we are able to identify the red line from the behavior of the spatial Polyakov loops and a small jump in temporal

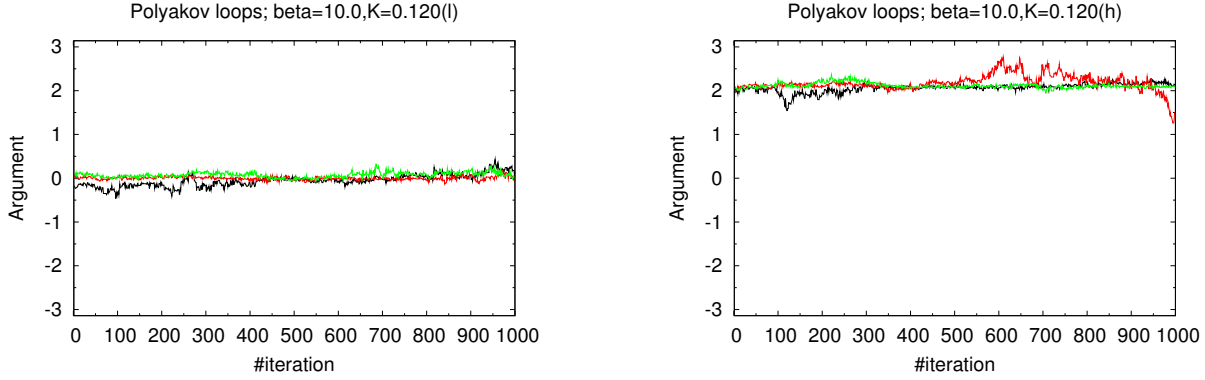


Figure 8: (color online) Time history of the argument of the Polyakov loops for $\beta = 10.0$ and $K = 0.120$ on the $32^3 \times 16$ lattice: (left panel) the cold start: (right panel) the hot start.

propagators.

The results of this work are based on the simulation of a fixed lattice size, and it remains an important issue to address the thermodynamic limit and the continuum limit more systematically. We expect that the effects of the spatial boundary condition will become less dominant in the thermodynamic limit, but it would be interesting to directly see how different choices of the boundary condition (e.g. anti-periodic spatial boundary condition for fermions) affect our discussions, in particular, in the thermodynamic limit. In our recent work Ref. [8], we have developed a new RG method to locate the renormalization group fixed point at zero temperature by comparing simulations with different lattice sizes. We believe that the similar method at finite temperature will help us determine the phase structure of finite temperature QCD more precisely and clarify the nature of the thermodynamic limit. We are going to report the progress in the near future.

Acknowledgement

We would like to thank Akira Ukawa for reading through the manuscript, and Kazuyuki Kanaya and Tetsuo Hatsuma for useful discussion.

The calculations were performed on Hitachi SR16000 at KEK under its Large-Scale Simulation Program and HA-PACS computer at CCS, University of Tsukuba under HA-PACS Project for advanced interdisciplinary computational sciences by exa-scale computing technology.

The work by Yu. Nakayama is supported by the World Premier International Research Center Initiative (WPI Initiative), MEXT, Japan.

References

- [1] J. Kuti, J. Polonyi, and K. Schachlanyj, Phys. Lett. 98B (1981) 199; J. Engels, F. Karsch, H. Satz, I. Montvay, Phys. Lett. B101 (1981) 89; L. D. McLerran and B. Svetitsky, Phys. Rev. D24 (1981) 450.
- [2] See recent reviews: A. Bazavov, PoS(LATTICE2014)392; K. Szabo, PoS(LATTICE 2013)014; M.P. Lombardo, PoS(Lattice 2012)016; K. Kanaya, PoS(Lattice 2010)012.
- [3] For staggered quarks; S. Borsanyi et al., Phys. Lett. B730(2014) 99; HotQCD Collaboration; A. Bazavov et al., Phys RevD.90.094503; arXiv:1407.6387 (2014); For Wilson quarks; WHOT Collaboration; T. Umeda et al., Phys. Rev. D85(2012) 094508.
- [4] S. Aoki, H. Fukaya, Y. Taniguchi, Phys. Rev. D86 (2012) 114512; arXiv:1209.2061
- [5] K.-I. Ishikawa, Y. Iwasaki, Yu Nakayama and T. Yoshie, Phys. Rev. D **87** 071503 (2013); arXiv:1301.4785.
- [6] K.-I. Ishikawa, Y. Iwasaki, Y. Nakayama and T. Yoshie, arXiv:1304.4345.
- [7] K.-I. Ishikawa, Y. Iwasaki, Yu Nakayama and T. Yoshie, Phys. Rev. D **89** 114503 (2014); arXiv:1310.5049.
- [8] K.-I. Ishikawa, Y. Iwasaki, Yu Nakayama and T. Yoshie, Phys. Lett. B748 289 (2015); arXiv:1503.02359.
- [9] M. Luescher, P. Weisz and U. Wolff Nucl. Phys. B359 (1991) 221.
- [10] S. Aoki, T. Umemura, M. Fukugita, N. Ishizuke, H. Mino, M. Okawa and A. Ukawa, Phys. Rev. D50 (1994) 486.
- [11] M. Hayakawa, et al., PoS LATTICE **2010** (2010) 325. asss-warXiv:1009.5169.
- [12] Y. Iwasaki, K. Kanaya, S. Kaya, S. Sakai, and T. Yoshié, Phys. Rev. D**54** (1996) 7010.
- [13] Y. Iwasaki, K. Kanaya, S. Kaya, and T. Yoshié, Phys. Rev. Lett. **78** (1997) 179.
- [14] J. Engels, F. Karsch and H. Satz, Nucl. Phys. B **205**, 239 (1982).
- [15] M. Luscher and P. Weisz, Nucl. Phys. B **240**, 349 (1984).