

# Revisiting the classics: Is [Mg/Fe] a good proxy for galaxy formation time-scales?

Ignacio Martín-Navarro<sup>1,2\*</sup>

<sup>1</sup>*Instituto de Astrofísica de Canarias, E-38200 La Laguna, Tenerife, Spain*

<sup>2</sup>*Departamento de Astrofísica, Universidad de La Laguna, E-38205 La Laguna, Tenerife, Spain*

Accepted XXX. Received YYY; in original form ZZZ

## ABSTRACT

In the local Universe, massive early-type galaxies exhibit enhanced [Mg/Fe] ratios, which has been traditionally interpreted as the result of a rapid ( $\tau \lesssim 1$  Gyr) collapse. However, recent claims of a non-universal, steep initial mass function call for a revision of this standard interpretation. In the present work we show how the simultaneous consideration of a high [Mg/Fe] and a steep IMF slope would imply unreasonably short ( $\tau \sim 7$  Myr) and intense ( $\text{SFR} \sim 10^5 M_{\odot} \text{yr}^{-1}$ ) formation events for massive early-type galaxies. We discuss possible caveats and explanations to this apparent inconsistency, and we suggest that further IMF determinations, both in the local Universe and at high redshift, are necessary to better understand the problem.

**Key words:** galaxies: formation – galaxies: evolution – galaxies: elliptical and lenticular, cD – galaxies: abundances – galaxies: stellar content

## 1 INTRODUCTION

Early-type galaxies (ETGs) have been traditionally considered as landmarks for stellar population analysis since, unlike other morphological types, they are well represented by simple star formation histories. Observations suggest that ETGs harbour old and metal-rich populations, with more massive systems being older and more metallic than low-mass ETGs (Trager et al. 2000; Thomas et al. 2005). The study of absorption lines in the spectrum of ETGs has also revealed a tight correlation between the strength of Mg features and galaxy velocity dispersion or luminosity (Peletier 1989; Bender et al. 1993; Worthey & Collobert 2003), which has been interpreted as an increasing  $\alpha$ -elements to iron ratio with increasing galaxy mass (Worthey et al. 1992; Thomas et al. 1999).

To explain the over-abundant [Mg/Fe] ratio in massive ETGs, three main mechanisms were proposed (Worthey et al. 1992): (1) different formation time-scales compared to the solar neighbourhood, (2) a non-universal stellar initial mass function (IMF), flatter than observed in the Milky Way, and (3) selective mass loss. Whereas the selective loss mechanism predicts an anti-correlation between [Mg/Fe] and galaxy velocity dispersion, a universal, Milky-Way like IMF was strongly supported by observations of nearby resolved systems (Kroupa 2002; Bastian et al. 2010). Thus, differences in the formation time-scales became the

preferred explanation to the observed [Mg/Fe] enhancement in massive ETGs.

Based on these observational results, a broad picture of ETGs formation emerged: massive ETGs formed at high-redshift, in short and intense formation episodes and within massive halos. This would lead to old, [Mg/Fe] enhanced and metal-rich systems, as supported by observations. Moreover, since galaxy mass ultimately regulates all these processes, the age-, metallicity- and [Mg/Fe]-velocity dispersion relations are naturally explained within this framework. All these ideas were synthesised by Thomas et al. (2005), where, assuming a Milky-Way like IMF, they showed that not only the age and the metallicity, but also the formation-time scale can be retrieved from the optical spectrum of an ETG.

Recently, a new piece of observational evidence has been added to the puzzle: the IMF of ETGs is not universal (van Dokkum & Conroy 2010). Both strong- (Treu et al. 2010) and micro-lensing (Schechter et al. 2014), dynamical modelling (Cappellari et al. 2012) and stellar population analysis (Ferreras et al. 2013b) suggest a systematic departure from a Milky-Way like IMF when increasing galaxy mass. In this regard, a detailed analysis of IMF-sensitive features (La Barbera et al. 2013; Spiniello et al. 2014) indicates that massive ETGs ( $\sigma \sim 300 \text{ km s}^{-1}$ ) host an enhanced population of M-dwarf stars, transitioning to a Milky-Way like IMF for low-mass ( $\sigma \sim 100 \text{ km s}^{-1}$ ) objects.

Since the IMF determines, not only the number of massive stars, but also the amount of gas locked in form of low-mass stars, the assumption of a steep IMF would have

\* E-mail: imartin@iac.es

strong implications on the chemical evolution of a galaxy. In this regard, it has been claimed (Calura & Menci 2009; Weidner et al. 2013; Ferreras et al. 2015) that such bottom-heavy IMF is in tension with the observed chemical properties of massive ETGs, as a metal enrichment regulated by a steep IMF is not able to produce the high metallicity measured in this type of objects. In addition, Ferré-Mateu et al. (2013) have shown that the star formation histories inferred from full-spectral fitting depends on the adopted IMF, as a reddening in the spectrum can be either caused by a high fraction of low-mass stars or actually by an old stellar population.

In this letter we will focus on the influence of a non-universal, steep IMF on the [Mg/Fe] ratio, traditionally considered as a reliable proxy for the formation time-scale. We will show that our current observational framework, where massive ETGs exhibit simultaneously bottom-heavy IMFs and enhanced [Mg/Fe] ratios, would lead to extremely short ( $\tau \lesssim 0.01$  Gyr) formation episodes, and consequently to unobserved star-formation-rates ( $\text{SFR} \sim 10^5 M_{\odot} \text{yr}^{-1}$ ) at high-redshift.

## 2 DATA

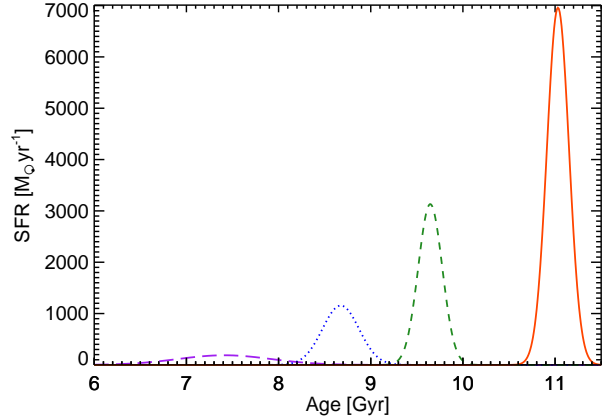
Without loss of generality, our analysis is compared to the benchmark study of Thomas et al. (2005). They gathered a sample of 124 ETGs covering a wide range in stellar mass ( $100 \text{ km s}^{-1} \lesssim \sigma \lesssim 300 \text{ km s}^{-1}$ ), located in low- and high-density environments. Since it has no significant influence on the [Mg/Fe] ratio, throughout this paper we will not consider environmental effects. Notice, however, that ages of ETGs strongly depend on the environment (being older in denser regions).

To reproduce and fairly compare the results of Thomas et al. (2005), we adopted their chemical evolutionary models, first described in Thomas et al. (1999). These models explored the IMF, time-scale, [Mg/Fe] parameter space for two extreme cases: *a fast clumpy collapse and the merger of two spirals*. Moreover, they computed the chemical evolution on the basis of two stellar yields recipes, Woosley & Weaver (1995) and Thielemann et al. (1996). Following Thomas et al. (2005), we stick to the clumpy collapse plus Thielemann et al. (1996) stellar yields models<sup>1</sup>.

Finally, we used La Barbera et al. (2013) as our reference for the IMF- $\sigma$  relation. Both Thomas et al. (2005) and La Barbera et al. (2013) cover a similar mass range, although the latter relies on fibre-based stacked spectra. To be consistent with Thomas et al. (1999), we adopted the IMF- $\sigma$  relation resultant from a unimodal (single power-law like) IMF parametrization.

## 3 RESULTS AND COMPARISON

Following Thomas et al. (2005), Fig. 1 schematically represents the current ETGs formation scenario. Coloured curves trace the typical star formation histories of ETGs with different masses. For simplicity, the star formation histories are



**Figure 1.** Schematic representation of the classical ETGs formation scenario, showing the star formation histories (parametrized as gaussian functions) for different galaxies with different velocity dispersions (i.e., different masses). The red, green, blue and purple lines correspond to the typical star formation history of a galaxy with  $\sigma \sim 300 \text{ km s}^{-1}$ ,  $\sigma \sim 270 \text{ km s}^{-1}$ ,  $\sigma \sim 230 \text{ km s}^{-1}$  and  $\sigma \sim 190 \text{ km s}^{-1}$ , respectively. Gaussians are centred at the mean age of each  $\sigma$  bin, as inferred from the analysis of Balmer optical lines, whereas the width of the distributions is given by the [Mg/Fe] proxy, assuming a fixed Milky Way like IMF. In this standard picture, more massive ETGs formed earlier and faster than low-mass ETGs.

shown as a gaussian function defined by:

$$\text{SFR}(\text{age}) = \frac{M_{*}}{\tau} \cdot e^{-(\text{age} - \langle \text{age} \rangle_{\sigma})^2 / 2\tau^2} \quad (1)$$

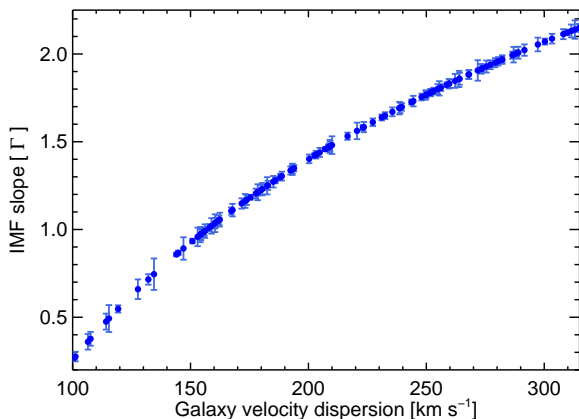
The mean corresponds to the mean age in that mass bin,  $\langle \text{age} \rangle_{\sigma}$ . The standard deviation is given by the typical formation time-scale  $\tau$ , as derived from the [Mg/Fe] ratio assuming a Milky Way like IMF.

To understand how does Fig. 1 depend on the adopted IMF, we first used the IMF- $\sigma$  relation to derive an IMF slope consistent with observations. Following La Barbera et al. (2013), we translated the central velocity dispersion of each galaxy in our sample to its expected IMF slope, as shown in Fig. 2.

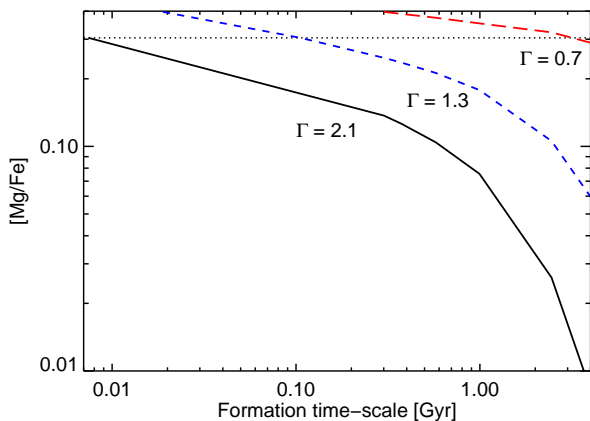
The next step was to interpret the observed [Mg/Fe] ratios on the basis of these updated IMF values. Unfortunately, Thomas et al. (1999) only explored models with flat ( $\Gamma = 0.7$ ) and standard ( $\Gamma = 1.3$ ) IMF slopes<sup>2</sup>, where  $\Gamma$  corresponds to the slope of the IMF in log-mass units. To overcome this problem, we extrapolated the models to steeper IMF values. Although a detailed chemical evolutionary model would be required for a more quantitative analysis, the qualitative behaviour of the [Mg/Fe] as a function of the IMF slope is reasonably well captured by the extrapolation. We expect the [Mg/Fe] to be a monotonic function of the IMF slope, since an IMF variation ultimately translates into a re-scaling of the number of massive stars that can pollute the inter stellar medium. In Fig. 3 we show how

<sup>2</sup> This choice was motivated by the fact that a flat IMF slope was at the time a plausible explanation for the enhanced [Mg/Fe] ratios observed in massive ETGs.

<sup>1</sup> In §4 we discuss the importance of this model choice.



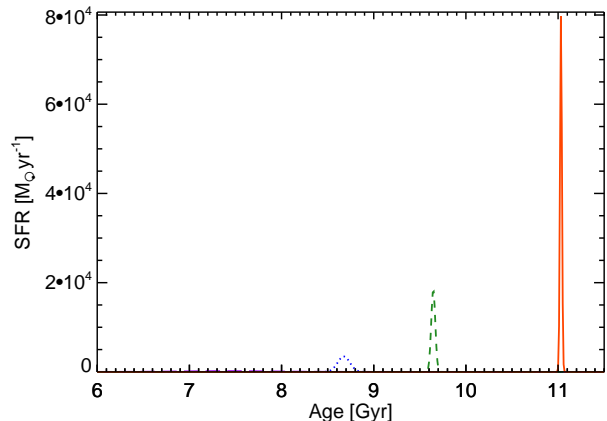
**Figure 2.** Estimated IMF slope for the sample of Thomas et al. (2005), following the IMF- $\sigma$  relation of La Barbera et al. (2013). Galaxies with a velocity dispersion  $\sigma \sim 150 \text{ km s}^{-1}$  are well represented by a Milky Way like IMF, but more massive ETGs require steeper IMFs. We used these estimations of the IMF slope to recalculate the typical formation time-scale of each galaxy in the sample.



**Figure 3.** The  $[\text{Mg}/\text{Fe}]$  proxy is represented as a function of the formation time-scale, for three different IMF slopes. Red and blue dotted lines correspond to the clumpy collapse models described in Thomas et al. (1999), with the yields prescriptions of Thielemann et al. (1996). To match the observed IMF values in massive ETGs, we had to extrapolate these models to steeper IMFs. In this figure, we show the result of the extrapolation scheme for  $\Gamma = 2.1$  (black solid), which is the typical IMF slope of very massive ( $\sigma \gtrsim 300 \text{ km s}^{-1}$ ) ETGs. The horizontal dotted line ( $[\text{Mg}/\text{Fe}] = 0.3$ ) correspond to the mean value for these massive ETGs. Therefore, the expected formation time-scale for galaxies with  $\sigma \gtrsim 300 \text{ km s}^{-1}$  is given by the intersection between the solid and dotted lines, corresponding in this case to  $\tau = 0.007 \text{ Gyr}$ .

the extrapolation scheme works for the most massive ETGs ( $\Gamma \simeq 2$  or  $\sigma \simeq 300 \text{ km s}^{-1}$ ) in the sample.

Notice that a high  $[\text{Mg}/\text{Fe}]$  value can be reached either in a fast formation event or assuming a flat IMF. Since observations suggest that the IMF in massive ETGs is not flat, yet steeper than in the Milky Way, these updated formation



**Figure 4.** Same plot as in Fig. 1, but now the width of each star formation history is calculated using the updated formation time-scales (Figs. 2 and 3). For the most massive galaxies in the sample ( $\sigma \gtrsim 300 \text{ km s}^{-1}$ ), the updated  $\tau$  value would be extremely short, certainly shorter than the recycling time needed to incorporate the processed material into the new generations of stars. Moreover, the expected star formation rate for these very massive ETGs would be orders of magnitude ( $\text{SFR} \sim 10^5 \text{ M}_\odot \text{ yr}^{-1}$ ) larger than the most extreme cases observed at high-redshift.

time-scales are shorter than in Thomas et al. (2005). Therefore, the more massive an ETG is, the steeper the IMF, the shorter the time-scale is compared to the standard view. Fig. 4 shows how the star formation histories of ETGs with different masses would look like if  $[\text{Mg}/\text{Fe}]$  and IMF measurements are both taken into account.

The comparison between Fig. 1 and Fig. 4 reveals the strong influence of the IMF on the chemical evolution of ETGs. Whereas the star formation histories of low-mass ETGs, well modelled with a universal IMF, remain unaltered, massive ETGs require now extremely short and intense star-formation episodes. In particular, most massive galaxies in our sample ( $\sigma \gtrsim 300 \text{ km s}^{-1}$ ) have a typical IMF slope of  $\Gamma = 2.1$  and a mean  $[\text{Mg}/\text{Fe}]$  value of 0.3 dex (Fig. 3). This would lead to formation episodes as fast as  $\tau \approx 0.007 \text{ Gyr}$ , which implies star formation rates of  $\text{SFR} \sim M_*/\tau = 1.1 \times 10^5 \text{ M}_\odot \text{ yr}^{-1}$ . Cooling and recycling all the ejected material in only  $\sim 7 \text{ Myr}$  seems unreasonable (Thomas et al. 1999). Moreover, the predicted star-formation rate would be orders of magnitude larger than observed in the most extreme submillimetre galaxies (Barger et al. 2014). Despite of the dust attenuation, objects forming  $10^5 \text{ M}_\odot \text{ yr}^{-1}$  should be easily detected at all redshift.

## 4 DISCUSSION

We have shown how the steep IMF slope and the enhanced  $[\text{Mg}/\text{Fe}]$  ratio observed in massive ETGs would imply unrealistically short formation time-scales. Thus, the use of  $[\text{Mg}/\text{Fe}]$  as a clock for galaxy formation warrants caution.

It is worth noting that we have based our analysis only on the Thielemann et al. (1996) yields prescriptions. However, if the Woosley & Weaver (1995) models are used in-

stead, the required formation time-scales would be even shorter (Thomas et al. 1999). Fortunately, in the most recent yields models, there is a good agreement about the Mg production (Matteucci 2012), and therefore it is unlikely that the IMF-[Mg/Fe] discrepancy is due to model uncertainties.

While the fact that massive ETGs have super-solar [Mg/Fe] ratios is well established and unanimously accepted, whether the IMF in these objects is universal or not is still under debate. There is a remarkable agreement between dynamical and stellar population IMF determinations, with almost completely independent approaches reporting similar trends with galaxy mass (Treu et al. 2010; Cappellari et al. 2012; Ferreras et al. 2013a). However, this agreement weakens when the comparison is made on a galaxy-by-galaxy basis (Smith 2014). Only recently, stellar population and dynamical IMF analysis have been made over the same dataset, finding consistent results when both observables are taken into account (Spiniello et al. 2015; La Barbera et al. 2015).

If yields models, IMF determinations and [Mg/Fe] measurements are in fact correct, two main scenarios have been proposed to reconcile the [Mg/Fe] and IMF observations:

- *Non-canonical IMF shape.* Nearby massive ETGs are old systems, and therefore, they are populated only by stars with masses below  $1M_{\odot}$ . Thus, IMF studies are actually probing the IMF low-mass end. In contrast, the [Mg/Fe] ratio is settled by massive stars, being sensitive only to the high-mass end of the IMF. Then, in principle, it should be possible to construct an IMF with an enhanced (or standard) fraction of massive stars to match the observed [Mg/Fe] ratios, but also with an enhanced fraction of low-mass stars to reproduce the IMF observations. However, the large fraction of pristine gas locked in form of low-mass stars would prevent massive ETGs to reach their observed high-metallicities (Ferreras et al. 2015). Moreover, under this parametrization, the low-mass IMF slope (below  $\sim 0.5M_{\odot}$ ) required to match the observed line-strength indices might lead to extremely high mass-to-light ratios, inconsistent with dynamical and lensing studies (Ferreras et al. 2013a, 2015).

- *Time-varying IMF.* Since IMF is a local property of ETGs (Martín-Navarro et al. 2015a), it is reasonable to argue that the IMF could evolve as subsequent generations of stars form in a galaxy, effectively altering its chemical properties, density and/or local pressure. In this regard, it has been suggested that a time-dependent IMF could explain at the same time the high metallicities, enhanced [Mg/Fe] ratios and steep IMFs measured in massive ETGs (Vazdekis et al. 1997; Weidner et al. 2013; Ferreras et al. 2015). According to this scenario, the first generations of stars born within massive ETGs had an enhanced fraction of massive stars (i.e., a flat IMF). Then, a transition occurred, and massive ETGs continued to form stars but following a steep IMF. Thus, in the local Universe, the spectra of massive ETGs would be dominated by these latter populations, but with the chemical imprint of the first generations of stars. Although the mechanism responsible for this hypothetical IMF transition remains unknown, SFR- (Gunawardhana et al. 2011) and metallicity-driven IMF variations (Martín-Navarro et al. 2015b) have been suggested as plausible explanations. Note that a similar time-varying IMF have been implemented ad hoc in recent

semi-analytical models to reconcile the evolution of stellar mass and luminosity functions (Lacey et al. 2015).

These two scenarios would lead to old, metal-rich stellar populations, with super-solar [Mg/Fe] ratios and an enhanced fraction of low-mass stars, as observed in nearby massive ETGs. However, the use of dynamical mass estimators could potentially break this observational degeneracy, since the amount of mass in form of stellar remnants, and therefore the mass-to-light ratio, might differ in both cases (but see §2.2 in Weidner et al. 2013). In practice, systematic errors due to unconstrained dark matter halo profiles (Cappellari et al. 2012) and uncertainties in the IMF shape (Lyubenova et al. *in prep.*) prevent us from favouring one explanation over the other. Hence, to understand the chemical evolution of massive ETGs, it is necessary to observe them at high redshift while forming.

Is it safe then to interpret the [Mg/Fe] ratio as an indicator of the formation time-scale of a galaxy? Surprisingly, [Mg/Fe]-based time scales are in great agreement with time-scales obtained through the analysis of star formation histories (de La Rosa et al. 2011; McDermid et al. 2015), although in principle, they are completely independent. However, it is important to notice that it is not a well defined comparison. A star formation history consists on the summation of different single stellar populations (SSP), each of them with a certain age, metallicity and [Mg/Fe] ratio. Thus, it is always possible to produce narrow (fast) and extended (slow) star formation histories, but sharing the same luminosity weighted [Mg/Fe] value.

## 5 CONCLUSIONS

Galactic archaeology has provided deep insights on the formation and evolution of galaxies, thanks to the detailed study of nearby objects. However, without a proper knowledge of the chemical evolution of galaxies, a naive interpretation of  $z \sim 0$  observations could result into misleading conclusions. In particular, we have shown in this work that a joint consideration of the [Mg/Fe] ratio and IMF slope observed in nearby massive ETGs would lead to unrealistic formation time-scales and star formation rates. Therefore, one has to be careful while interpreting the [Mg/Fe] ratio purely as a tracer of the formation time-scale of a galaxy.

Two main lines should be followed to relieve the tension between [Mg/Fe] ratios and formation time-scales. On the one hand, the non-universality of the IMF in massive ETGs must be further investigated. In particular, the discrepancies between dynamical and stellar population studies have to be understood before leaving behind the assumption of a universal IMF. Ultimately, it would be ideal to directly compare resolved and unresolved IMF determinations. Unfortunately, not even the upcoming James Webb Space Telescope will be able to resolve the central regions of massive enough ETGs, where the IMF is thought to depart from its Milky-Way shape (Martín-Navarro et al. 2015a). On the other hand, it is necessary to study *in situ* the formation of present-day massive ETGs. Thus, high-redshift observations, and in particular, a direct probe of the IMF during the formation epoch of massive galaxies will clarify the debate between a non-canonical or a time-varying IMF, as the explanation for the observed properties of nearby ETGs. The use of flexible

stellar population synthesis models with a proper treatment of the abundance pattern (Conroy & van Dokkum 2012; Vazdekis et al. 2015), combined with deep enough infrared data (Kriek et al. 2014) will then be crucial over the next years.

## ACKNOWLEDGEMENTS

I would like to thank Prof. Jean P. Brodie for encouraging me to publish this work, and also to Alexandre Vazdekis, for making it possible. Also, I would like to thank Marja K. Seidel for the careful reading of the manuscript. Finally, I acknowledge the comments and suggestions from the referee, Dr Daniel Thomas, which I think greatly improved the discussion presented in this letter. I acknowledge support from the Spanish Government grant AYA2013-48226-C3-1-P.

## REFERENCES

- Barger A. J., et al., 2014, *ApJ*, **784**, 9
- Bastian N., Covey K. R., Meyer M. R., 2010, *ARA&A*, **48**, 339
- Bender R., Burstein D., Faber S. M., 1993, *ApJ*, **411**, 153
- Calura F., Menci N., 2009, *MNRAS*, **400**, 1347
- Cappellari M., et al., 2012, *Nature*, **484**, 485
- Conroy C., van Dokkum P. G., 2012, *ApJ*, **760**, 71
- Ferré-Mateu A., Vazdekis A., de la Rosa I. G., 2013, *MNRAS*, **431**, 440
- Ferreras I., et al., 2013a, preprint, ([arXiv:1312.5317](https://arxiv.org/abs/1312.5317))
- Ferreras I., La Barbera F., de la Rosa I. G., Vazdekis A., de Carvalho R. R., Falcón-Barroso J., Ricciardelli E., 2013b, *MNRAS*, **429**, L15
- Ferreras I., Weidner C., Vazdekis A., La Barbera F., 2015, preprint, ([arXiv:1501.01636](https://arxiv.org/abs/1501.01636))
- Gunawardhana M. L. P., et al., 2011, *MNRAS*, **415**, 1647
- Kriek M., et al., 2014, preprint, ([arXiv:1412.1835](https://arxiv.org/abs/1412.1835))
- Kroupa P., 2002, *Science*, **295**, 82
- La Barbera F., Ferreras I., Vazdekis A., de la Rosa I. G., de Carvalho R. R., Trevisan M., Falcón-Barroso J., Ricciardelli E., 2013, *MNRAS*, **433**, 3017
- La Barbera F., Vazdekis A., Ferreras I., Pasquali A., Cappellari M., Martín-Navarro I., Scoenebeck F., Falcon-Barroso J., 2015, preprint, ([arXiv:1509.08250](https://arxiv.org/abs/1509.08250))
- Lacey C. G., et al., 2015, preprint, ([arXiv:1509.08473](https://arxiv.org/abs/1509.08473))
- Martín-Navarro I., Barbera F. L., Vazdekis A., Falcón-Barroso J., Ferreras I., 2015a, *MNRAS*, **447**, 1033
- Martín-Navarro I., et al., 2015b, *ApJ*, **806**, L31
- Matteucci F., 2012, Chemical Evolution of Galaxies, [doi:10.1007/978-3-642-22491-1](https://doi.org/10.1007/978-3-642-22491-1).
- McDermid R. M., et al., 2015, *MNRAS*, **448**, 3484
- Peletier R. F., 1989, PhD thesis, , University of Groningen, The Netherlands, (1989)
- Schechter P. L., Pooley D., Blackburne J. A., Wambsganss J., 2014, *ApJ*, **793**, 96
- Smith R. J., 2014, preprint, ([arXiv:1403.6114](https://arxiv.org/abs/1403.6114))
- Spiniello C., Trager S., Koopmans L. V. E., Conroy C., 2014, *MNRAS*, **438**, 1483
- Spiniello C., Barnabè M., Koopmans L. V. E., Trager S. C., 2015, *MNRAS*, **452**, L21
- Thielemann F.-K., Nomoto K., Hashimoto M.-A., 1996, *ApJ*, **460**, 408
- Thomas D., Greggio L., Bender R., 1999, *MNRAS*, **302**, 537
- Thomas D., Maraston C., Bender R., Mendes de Oliveira C., 2005, *ApJ*, **621**, 673
- Trager S. C., Faber S. M., Worthey G., González J. J., 2000, *AJ*, **119**, 1645
- Treu T., Auger M. W., Koopmans L. V. E., Gavazzi R., Marshall P. J., Bolton A. S., 2010, *ApJ*, **709**, 1195
- Vazdekis A., Peletier R. F., Beckman J. E., Casuso E., 1997, *ApJS*, **111**, 203
- Vazdekis A., et al., 2015, *MNRAS*, **449**, 1177
- Weidner C., Ferreras I., Vazdekis A., La Barbera F., 2013, *MNRAS*, **435**, 2274
- Woosley S. E., Weaver T. A., 1995, *ApJS*, **101**, 181
- Worthey G., Collobert M., 2003, *ApJ*, **586**, 17
- Worthey G., Faber S. M., Gonzalez J. J., 1992, *ApJ*, **398**, 69
- de La Rosa I. G., La Barbera F., Ferreras I., de Carvalho R. R., 2011, *MNRAS*, **418**, L74
- van Dokkum P. G., Conroy C., 2010, *Nature*, **468**, 940

This paper has been typeset from a  $\text{\TeX}/\text{\LaTeX}$  file prepared by the author.