

MessageGuard: A Browser-based Platform for Usable, Content-Based Encryption Research

Scott Ruoti^{*†}, Jeff Andersen^{*}, Tyler Monson^{*}, Daniel Zappala^{*}, Kent Seamons^{*}

Brigham Young University^{*}, Sandia National Laboratories[†]

{ruoti, andersen, monson}@isrl.byu.edu, {zappala, seamons}@cs.byu.edu

Abstract—This paper describes MessageGuard, a browser-based platform for research into usable content-based encryption. MessageGuard is designed to enable collaboration between security and usability researchers on long-standing research questions in this area. It significantly simplifies the effort required to work in this space and provides a place for research results to be shared, replicated, and compared with minimal confounding factors. MessageGuard provides ubiquitous encryption and secure cryptographic operations, enabling research on any existing web application, with realistic usability studies on a secure platform. We validate MessageGuard’s compatibility and performance, and we illustrate its utility with case studies for Gmail and Facebook Chat.

1. Introduction

Users share private information on the web through a variety of applications, such as email, instant messaging, social media, and document sharing. HTTPS protects this information during transmission, but does not protect users’ data while at rest. Additionally, middleboxes can weaken HTTPS connections by failing to properly implement TLS or adequately validate certificate chains [1]. Even if a website correctly employs HTTPS and encrypts user data while at rest, the user’s data is still vulnerable to honest-but-curious data mining [2], third-party library misbehavior [3], website hacking, protocol attacks [4], [5], [6], and government subpoena.

This state of affairs motivates the need for *content-based* encryption of user data. In content-based encryption, users’ sensitive data is encrypted at their own computer and only decrypted once it reaches the intended recipient, remaining opaque to the websites that store or transmit this encrypted data. The best known examples of content-based encryption are secure email (e.g., PGP, S/MIME) and secure instant messaging (e.g., OTR). In addition to protecting communication, content-based encryption can protect any data users store or distribute online; for example, files stored in the cloud (e.g., Dropbox, Google Drive) or tasks in a web-based to-do list.

Unfortunately, while there is a large body of work on messaging protocols and key management schemes for content-based encryption [7], too little of it has been

subjected to formal usability evaluation. This is problematic as experience has shown that many proposals with strong theoretical foundations are either unfeasible in real-world situations [8] or have problems that are only apparent when studied empirically [9], [10], [11]. As a result, there are many open HCI and security questions regarding content-based encryption [12].

1.1. MessageGuard

To address these concerns, we have developed MessageGuard, a platform for usable security research focused on content-based encryption. Currently, participating in research of this area has been a costly affair, requiring researchers to either build a system from scratch [13], [14] or to make substantial modifications to one of the existing open source tools [15].¹ MessageGuard is designed to greatly simplify the effort required to develop usable content-based encryption. Ultimately, we hope that MessageGuard will enable collaboration between applied cryptography and usability researchers, allowing them to solve the long-standing open questions in this field, such as the creation of usable and secure key management.

The benefits of MessageGuard include:

- 1) *Accelerates the creation of content-based encryption prototypes.* MessageGuard provides a fully functional content-based encryption system, including user interfaces, messaging protocols, and key management schemes. The modular design of MessageGuard allows researchers to easily modify only the portions of the system they wish to experiment with, while the remaining portions continue operating as intended. This simplifies development and allows researchers to focus on their areas of expertise — either usability or security.
- 2) *Provides a platform for sharing research results.* Researchers who create prototypes using MessageGuard can share their specialized interfaces, protocols, or key management schemes as one or more patches,² allowing other researchers to leverage

1. Substantial modifications are needed because existing open source content-based encryption tools are unusable [16].

2. A diff-based patch of MessageGuard’s code base.

and replicate their work. Additionally, successful research that would benefit all MessageGuard prototypes can be merged into MessageGuard's code base, allowing the community to benefit from these advances and reducing fragmentation of efforts.

- 3) *Simplifies the comparison of competing designs.* MessageGuard can be used to rapidly develop prototypes for use in A/B testing [17]. Two prototypes built using MessageGuard will only differ in the areas that have been modified by researchers. This helps limit the confounding factors that have proven problematic in past comparisons of content-based encryption systems [2], [15], [18]. The usability studies reported in this paper provide a baseline for comparison against future work built on MessageGuard.
- 4) *Retrofit existing web applications with content-based encryption.* Because MessageGuard works with all websites, in all browsers, and on both desktop and mobile platforms, it enables researchers to design usable content-based encryption for a wide variety of applications. Researchers do not need to cooperate with application developers or service providers, allowing them to easily work on systems that have large, installed user bases. This removes a confounding factor when conducting user studies, since users will be familiar with the application they are using. It also enables long-term usability studies, with users interact with encryption as part of their daily habits.
- 5) *Provides secure cryptographic operations for all applications.* MessageGuard uses security overlays [2] to isolate a user's sensitive content from web applications, ensuring that only an encrypted copy of the user's data is available to those web applications. Thus MessageGuard enables HCI researchers to easily test their ideas with applications that are actually secure, rather than relying on mock-systems, which could run the risk of invalidating their results.

In this paper we describe the MessageGuard platform, including our threat model, system goals, and implementation details. Our contributions include the following items. (1) A description of the MessageGuard platform and a guide for how researchers can use it to develop usable, content-based encryption for existing web applications. (2) Development of the first content-based encryption system that is designed to work with all websites, in all browsers, and on both desktop and mobile platforms. (3) A validation of MessageGuard's compatibility and performance, showing that it supports all of the Alexa Top 50 (e.g., Facebook, Instagram, Twitter) websites with little impact on page load times. (4) Two case studies that illustrate how MessageGuard meets its design objectives, including six usability studies with 203 participants demonstrating that users find the prototypes we built using MessageGuard to be highly usable.

1.2. Areas of Potential Research

MessageGuard enables researchers to examine diverse applications of content-based encryption in web applications. For example, MessageGuard can be used to improve existing forms of content-based encryption such as secure email or secure chat. Alternatively, researchers could use MessageGuard to evaluate the feasibility of adding content-based encryption to web applications in novel contexts, such as signing Tweets for highly-targeted Twitter accounts or securing cloud storage.

Researchers can use MessageGuard to implement new interfaces, protocols, algorithms, and key management schemes while leveraging MessageGuard's existing usable interfaces and security features. Prototypes built with these new research features can be evaluated empirically, measuring the effect that they have on the user experience.

Potential areas of exploration and collaboration for security and HCI researchers include, but are not limited to: (a) designing content-based encryption interfaces that are resilient to spoofing; (b) exploring messaging protocols and key management schemes for content-based encryption; for example, certificate revocation, certificate transparency, key ratcheting, puncturable encryption; (c) developing instructive interfaces that help users build correct mental models of content-based encryption; (d) investigating key escalation, which starts users on an easy-to-use, but less secure form of key management (e.g., passwords) and then migrates them to a more secure key management scheme (e.g., PGP) as they gain expertise; (e) creating interfaces that help users avoid mistakenly sending sensitive data in the clear; (f) supporting easy-to-use key discovery for traditional public key cryptography (e.g., PGP); (g) notifying users of potential insecurities regarding their encrypted content; and (h) assisting users in migrating their encryption keys between devices they own.

2. Related Work

Unger et al. [7] provide a comprehensive overview of secure messaging protocols, which use content-based encryption, and discuss a variety of key management schemes. Unger et al.'s work demonstrates that there is strong interest in content-based encryption within the security community. Still, examining the systems highlighted by Unger et al.'s survey makes it clear that few proposals have ever undergone user studies, making clear the need for a platform to easily prototype and test these proposals.

2.1. Security Overlays

There have been several systems that have used security overlays [2], [19] to enhance existing web applications with content-based encryption: Fahl et al. [13] describe Confidentiality-as-a-Service (CaaS), a system designed to make it easy for users to encrypt their

sensitive data stored in the cloud. CaaS uses Greasemonkey, a Mozilla Firefox extension, to add encryption capabilities to existing web pages. The paper describes proof-of-concept implementations of CaaS for Dropbox, Facebook, and email.

He et al. [14] proposed ShadowCrypt, a Google Chrome extension that sits between the user and their web services and allows the users to create and consume encrypted content without revealing the content to the web service. ShadowCrypt displays encrypted contents using the Shadow DOM, an upcoming HTML5 standard.³ Unfortunately, as discussed in Appendix §1, several flaws compromise the security of this approach.

Lau et al. [20] present Mimesis Aegis (M-Aegis), a privacy-preserving system for mobile platforms. M-Aegis places a transparent window on top of the application GUI in order to intercept and encrypt data before it reaches the native application. M-Aegis uses a novel design that utilizes features of the accessibility layer of the operating system in order to overlay the interface of any application. To our knowledge, M-Aegis is the first system that attempts to provide ubiquitous and integrated encryption outside of the browser. A prototype implementation of M-Aegis overlaying Gmail was part of a study with 15 participants that showed most of the participants did not report any noticeable difference between the original app and the app with M-Aegis enabled.

In comparison to these systems, MessageGuard is the first system that is capable of supporting content-based encryption using security overlays across all desktop and mobile platforms. A more in-depth evaluation of these systems, their strengths and weaknesses can be found in Appendix A.

2.2. Other approaches

In contrast to using security overlays, there are systems that attempt to provide content-based encryption through a combination of modifying the browser and modifying existing web applications.

In this first category, COWL modifies the JavaScript runtime to provide confinement between different scripts, enforcing mandatory access control [3]. For example, this allows untrusted JavaScript, such as a third-party library, to compute over sensitive data but not to transmit that data to an untrusted server. This provides powerful capabilities to the browser, enabling content-based encryption to be widely supported, but requires modifications to JavaScript and cooperation from the application provider. Hails provides a similar confinement system, written in Haskell [21]. Approaches that require a new runtime are still largely theoretical and may struggle to cope with complex web applications.

In this second category, Content Cloaking provides a browser extension recognizes and intercepts AJAX requests that the web application makes to the content

provider. The extension then encrypts data as it leaves the browser and is sent to a content-provider, and then decrypts data when it arrives from the provider and before it is displayed by the browser. This must be customized for each web application, and was only demonstrated for Google Docs. Similarly, Beeswax requires tight cooperation between application developers and the security platform [22]. Developers must indicate which DOM elements should be kept private and which users can share the contents of those elements, and then the platform provides cryptographic operations and key management.

In comparison to these systems, MessageGuard does not require cooperation from web applications. This is an important distinction for two reasons: (1) modifying individual applications does not scale with the explosive growth of web applications, and (2) requiring cooperation from web developers severely limits the ability of researchers to explore content-based encryption in the applications that most interest them. For these reasons, in this paper we focus on adding content-based encryption using secure overlays.

3. Ubiquitous, Content-Based Encryption

In this section, we give the threat model that motivates our work. Next, we describe how security overlays can be used to enhance existing web applications with content-based encryption. Finally, we discuss our goals for MessageGuard, that are necessary to support research of content-based encryption in a usable, secure, and extensible manner.

3.1. Threat Model

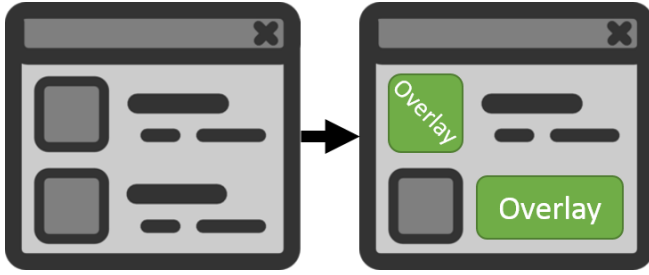
In content-based encryption, sensitive content is only accessible to the author of that data and the intended recipient. In contrast to transport-level encryption (e.g., TLS), which only protects data during transit, content-based encryption protects data both during transit and while it is at rest. In our threat model, we consider web applications, middleboxes (e.g. CDNs), and the content they serve to be within the control of the adversary. The adversary wins if she is able to use these resources to access the user's encrypted data. While it is true that most websites are not malicious,⁴ in order to support ubiquitous, content-based encryption, it is necessary to protect against cases where websites are actively trying to steal user content. Users' computers, operating systems, software, and content-based encryption software⁵ are all considered part of the trusted computing base in our threat model.

Our threat model is concerned with ensuring the confidentiality, integrity, and authenticity of encrypted data, but does allow for the leakage of meta-data necessary

4. Many websites are best described as honest-but-curious.

5. This includes the software's website and any web services the software relies upon (e.g., a key server).

3. Only blink-based browsers support the Shadow DOM.



Portions of the web application (shown on the left) have been overlayed with secure interfaces (shown on the right).

Figure 1. Overlaying a web application

for the encrypted data to be transmitted and/or stored by the underlying web application. For example, in order to transmit an encrypted email message, the webmail system must have access to the unencrypted email addresses of the message’s recipient. Additionally, the webmail provider will be able to inspect the encrypted package and gain learn basic information about the encrypted package (e.g., approximate length of message, number of recipients).⁶

While our threat model is necessarily strict to support the wide range of web applications that researchers may wish to investigate, we note that research prototypes built using the MessageGuard platform are free to adopt a weaker threat model that may be more appropriate for that particular research.

3.2. Security Overlays

To encrypt user data before it reaches web applications, we leverage a technique known as **overlaying** [2], [19]. In this technique, MessageGuard replaces portions of the web application’s interface with secure interfaces known as **overlays** (see Figure 1).⁷ While a security overlay appears to be a part of the web application, the security overlay itself is inaccessible to the web application.

There are several approaches for implementing overlays: *iFrames* [2], [19], the *ShadowDOM* [14], *Greasemonkey* [13], and the operating system’s accessibility framework [20]. An in-depth analysis of each of these approaches can be found in Appendix §1. Based on our analysis of each of these approaches, *iFrames* are the implementation strategy best suited to work across all operating systems and browsers (including mobile). Additionally, *iFrame*-based security overlays have security and usability that are greater than or equal to that of other approaches. As such, we designed MessageGuard using security overlays based on *iFrames*.

Relying on *iFrames* largely restrict MessageGuard to supporting only web applications deployed in the browser.

6. This type of leakage also occurs in HTTPS.

7. The overlayed elements are not actually removed, but visually occluded by the secure overlays.

Still the browser is an ideal location for studying content-based encryption: (1) There are a large number of high usage browser-based web applications (e.g., webmail, Google Docs). (2) Traditional desktop and mobile application development increasingly mimics web development, allowing lessons learned in browser-based researcher to also apply to these other platforms. (3) There is already a substantial amount of research into adding content-based encryption to web applications, both academic (e.g., [2], [13], [14], [15]) and professional (e.g., Virtru, Mailvelope, Encipher.it).

3.3. Platform Goals

We examined the existing work on content-based encryption (e.g., [7], [9], [23], [24]) in order to establish a set of design goals for MessageGuard. These goals are centered around enabling to researcher to conduct research into usable, content-based encryption.

3.3.1. Secure. MessageGuard should secure users’ sensitive content from web applications and network adversaries.

MessageGuard should protect data in its overlays from being accessed by the web application. Sensitive data that is being created or consumed using MessageGuard should be inaccessible to the web application which MessageGuard has secured. A corollary to this rule is that no entities that observe the transmission of data encrypted by MessageGuard should be able to decipher that data unless they are the intended recipients.

MessageGuard’s interfaces should be clearly distinguishable from the web application’s interfaces. In addition to protecting content-based messages from websites, it is important that systems clearly delineate which interfaces belong to the website and which belong to the content-based encryption software. This helps users to feel assured that their data is being protected and assists them in avoiding mistakes [2], [17]. Additionally, visual indicators should be included that can help protect against an adversary that attempts to social engineer a user into believing they are entering text into a secure interface when in reality they are entering text directly into the adversary’s interface [10], [25].

3.3.2. Usable. MessageGuard should provide a usable base for future research efforts.

MessageGuard should be approachable to novice users. Easy-to-use systems are more likely to be adopted by the public at large [7]. Furthermore, complicated systems foster user errors, decreasing system security [2], [9]. While some systems need to expose users to complex security choices, basic functionality (e.g., sending or receiving an encrypted email) should be approachable to new users. At a minimum this includes building intuitive interfaces, providing integrated, context-sensitive tutorials, and helping first time recipients of encrypted messages understand what they need to do in order to decrypt their message.

MessageGuard should integrate with existing web applications. Users enjoy the web services and applications they are currently using and are disinclined to adopt a new system solely because it offers greater security. Instead, users prefer that content-based encryption be integrated into their existing applications [2], [15]. Equally important, content-based encryption should have a minimal effect on the application's user experience; if encryption gets in the way of users completing tasks it is more likely that they will turn off content-based encryption [26].

MessageGuard's interfaces should be usable at any size. Current web interfaces allowing users to consume or create content come in a wide variety of sizes (i.e., height and width). When MessageGuard integrates with these web services, it is important that MessageGuard's interfaces work at these same sizes. To support the widest range of sizes, MessageGuard's interfaces should react to the space available, providing as much functionality as is possible at that display size.

3.3.3. Ubiquitous. MessageGuard should support most websites and platforms.

MessageGuard should work with most websites MessageGuard should make it easy for researchers to explore adding end-to-end encryption into whichever web applications they are interested in. While it may be impossible to fully support all web applications (e.g., Flash applications or applications drawn using an HTML canvas), most standard web applications should work out-of-the-box. For those applications which don't work out-of-the-box, MessageGuard should allow researchers to create customized prototypes that handle these edge cases.

MessageGuard should function in all major desktop and mobile browsers. Prototypes built with MessageGuard should function both on desktop and mobile browsers, allowing researchers to experiment with both of these form factors. Furthermore, MessageGuard should work on all major browsers, allowing users to work with the web browser they are most familiar with, obviating the need to restrict study recruitment to users of a specific browser.

3.3.4. Extensible. MessageGuard should be easily extensible and contribute to the rapid development of content-based encryption prototypes.

MessageGuard should be modular. MessageGuard's functionality should be split into a variety of modules, with each module taking care of a specific function. Researchers should also be free to only change the modules that relate to their research, and have the system continue to function as expected. Similarly, MessageGuard's modules should be extensible, allowing researchers to create new custom modules with a minimal amount of effort.

MessageGuard should provide reference functionality. As a base for other researchers' work, MessageGuard should include a reference implementation of the various modules that adds content-based encryption to a wide

range of web applications. This reference implementation should be able to be easily modified and extended to allow researchers to rapidly implement their own ideas.

3.3.5. Reliable. The usability and security of MessageGuard should be reliable, protecting researchers from unintentionally compromising MessageGuard's security or usability.

Reducing the security of MessageGuard should require deliberate intent. HCI researchers should feel comfortable customizing MessageGuard's interface without needing to worry that they are compromising security. To facilitate this, MessageGuard should separate UI and security functionality into separate components. As long as researchers limit themselves to changing only UI components, there should be no effect on security.

Modifying the cryptographic primitives should have minimal effect of MessageGuard's usability. As above, MessageGuard should separate its UI and security functionality into separate components. This will allow security researchers to modify the cryptographic primitives without worrying about how they will affect MessageGuard's usability. The one caveat to this is if a new key management scheme requires a user interface that MessageGuard does not already make available. In this case, researchers will need to provide this key management scheme's interface, which could affect usability, but other interfaces should remain unaffected.

4. MessageGuard

Based on our design goals and using iFrame-based security overlays we created MessageGuard. Figure 2 shows an overview of MessageGuard's architecture.

All source code related to MessageGuard can be found at <https://bitbucket.org/isrlemail/messageguard>. An example secure email prototype built using MessageGuard can be found at <https://messageguard.io>.⁸

In the remainder of this section, we first describe MessageGuard's workflow. We then detail the design of MessageGuard's core components, and describe MessageGuard's default functionality.⁹ We then discuss several web service (i.e., key server, encrypted file server) we have created to further aid researchers in building solutions using MessageGuard. Finally, we give a brief overview of MessageGuard's implementation.

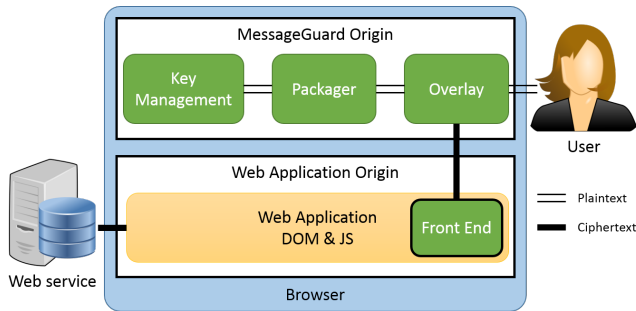
4.1. Workflow

MessageGuard's workflow is as follows:

- 1) MessageGuard injects the **front end** component into the website's front end. MessageGuard's front end

8. This prototype secures email sent and received through Gmail and uses PGP-based key management. Similar prototypes that secure email using passwords or identity-based encryption are also available upon request.

9. Per-application customization is discussed in §5.



User's sensitive data is only accessible within the MessageGuard origin.

Figure 2. Overview of MessageGuard architecture.

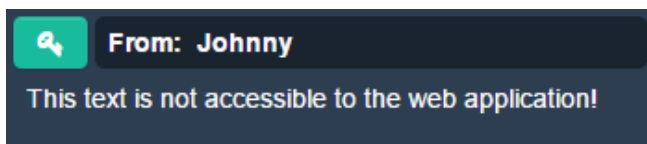


Figure 3. Generic Read overlay.

component scans for encrypted payloads and data entry interfaces. When found, it replaces these items with an **overlay**. After this initial scan, changes to the page are tracked and only elements that have been modified are scanned.

- 2) Read overlays are used to display sensitive information to the user, and a compose overlay allows users to encrypt sensitive information before sending it to the website. Each overlay is displayed within an `iframe` and uses the browser's same-origin policy to protect its contents from the website. Overlays use the **packager** component to handle the actual encryption/decryption and packaging of data.
- 3) In conjunction with the **key management** component, the packager encrypts and decrypts data. The packager also encodes encrypted data, making it suitable for transmission to and from the website's front end.

4.2. Front End

MessageGuard's front end component is injected into every website. The front end has three responsibilities:

- 1) **Identify encrypted payloads.** The front end identifies encrypted payloads, overlays these payloads with a read overlay, and sends the payloads to the overlay so that they can be decrypted and displayed to the user (Figure 3).
- 2) **Identify data entry interfaces.** The front end identifies interfaces where the user may wish to enter encrypted data (e.g., `[contentEditable]` and `textarea` elements). Each of these interfaces are then modified to display a button that users can click



Figure 4. 4
Generic Compose overlay.

to replace the interface with a compose overlay (Figure 4). The front end also creates an overlay manager for each overlay that handles passing data between the the compose overlay and the website (e.g., sending the overlay the encrypted payload, saving drafts).

- 3) **Displaying context-sensitive tutorials.** The front end displays tutorials that instruct new users how to use MessageGuard. These are all context-sensitive, appearing as the user performs a given task for the first time.

The front end is the only MessageGuard component that runs outside of MessageGuard's protected origin. For this reason, MessageGuard is designed to treat the front end as untrusted. Since the front end component does not exist as part of MessageGuard's protected origin, it cannot directly access the packager, key management, or overlay components. Instead, it is limited to communicating with the overlay component using the web messaging API [27]. Additionally, the overlay always encrypts user data before transmitting it to the front end component and sanitizes any data it receives from the front end.

4.2.1. Default Functionality. MessageGuard's default front end modifies all web applications to allow for content-based encryption. The default front end will create a read overlay for encrypted payloads found anywhere on the page. It will also allow encryption in all larger textual entry interface elements (i.e., `[contentEditable]` and `textarea` elements). The front end also contains generic tutorials, which are shown when users first encounter new functionality in MessageGuard.

4.3. Overlays

MessageGuard's overlays are designed to mimic the placement and dimensions of the content they overlay and to be visually appealing and intuitive. Overlays have a distinctive, dark color scheme that stands out from most websites, allowing users to easily identify secure overlays from insecure website interfaces. Finally, overlays sanitize the plaintext contents of encrypted messages in order to prevent malicious messages from compromising the overlay.

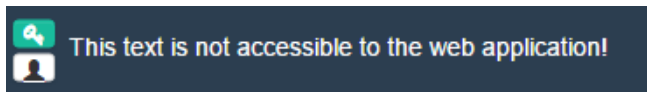


Figure 5. Generic read overlay in constrained space.

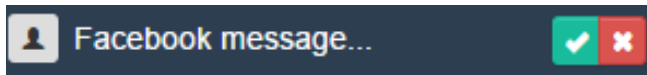


Figure 6. Generic compose overlay in constrained space.

4.3.1. Default Functionality. MessageGuard includes two standard overlays: a read overlay (Figure 3) and a compose overlay (Figure 4).¹⁰ Read overlays are responsible for decrypting and displaying sensitive information to users. Compose overlays allow users to compose rich text messages and encrypt these messages before sending them to the website. Both overlays are reactive and modify their layout based on available space. For example, at small sizes, the compose overlay no longer shows tools for formatting text, but still allows their use through keyboard shortcuts (see Figure 5 and Figure 6).

4.4. Packager

The packager encrypts/decrypts user data and encodes the encrypted data to make it suitable for transmission through web applications. The packager uses standard cryptographic primitives and techniques to encrypt/decrypt data (e.g., AES-GCM). Ciphertext is packaged with all information necessary for recipients of the message to decrypt it.

4.4.1. Default Functionality. MessageGuard’s default packager is based on the Cryptographic Message Syntax (CMS) [28] used in S/MIME. It differs from CMS in that all non-essential attributes (e.g., versioning information) are removed. This was done to reduce the package size, which is necessary for MessageGuard to support web applications that constrain the size of packages (e.g., chat applications).

4.5. Key Management

MessageGuard’s key management component provides a UI (displayed in MessageGuard’s options page) that lists the keys currently available to the user and allows the users to create, register, and delete keys. The key management component also manages storage for the various key management schemes. It includes encrypted storage for sensitive information (e.g., private keys), that is protected by a master password set by the user when first running MessageGuard. Finally, we note that while all the prototypes we have built with MessageGuard have only used a single key management scheme at a time,

10. Support for a file upload overlay is also nearing completion.

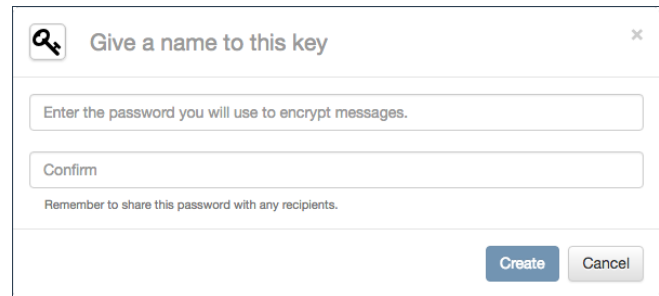


Figure 7. Interface for creating keys using a shared password.

MessageGuard supports prototypes that permit users to pick and choose which key management schemes they want to use for which messages.

4.5.1. Default Functionality. We have created three reference key management schemes for use in MessageGuard:

- **PGP.** We have created a standard-compliant implementation of PGP. This implementation generates 2048-bit keys for users, and publishes these keys for discovery on the MessageGuard’s key server web service. The PGP private key pair is stored in the user’s browser, but is encrypted using the key manager’s master password.
- **Identity-based encryption (IBE).** We have implemented the Boneh-Boyen IBE scheme [29] for use in MessageGuard. The key server web service is responsible for storing the system parameters and master secret. Clients automatically generate public keys based on recipient identifiers. The private key is retrieved from the key server and stored in the user’s browser, but is encrypted using the key manager’s master password.
- **Shared Password.** Finally, we have created a key management scheme where emails are encrypted using passwords shared between users. These passwords are transformed into key material through the use of the PBKDF2 function. This key management scheme does not use the key server, and users are responsible for sharing their passwords out of band. The derived key material can either be stored in the user’s browser and encrypted by the key manager’s master password, or users can re-enter their shared passwords each time they want to encrypt or decrypt a message.¹¹

Figure 7 is an example of the interfaces users see when adding a key to MessageGuard.

4.6. Web Services

To help researchers in creating systems using MessageGuard, we have created two web services that

11. We have created one key management scheme for each behavior.

inter-operate with MessageGuard: a key server and a file server. The code for both servers is in MessageGuard's code repository, and researchers are welcome to have their prototypes point at our key server and file server, or deploy their own.

4.6.1. Key Server. To facilitate key management schemes that require discovery of public keys (e.g., PGP, S/MIME) or require key escrow (e.g., IBE) we have created a key server. The key server requires that users create an account with a username and a password. After account creation, users prove their ownership of other accounts (e.g., email, Twitter, Facebook). Once a user has established ownership of an account, ownership cannot be transferred to another owner unless first released by the original owner.

This key server exposes two sets of REST endpoints: public and private. The public endpoints are used to retrieve public data (e.g., public keys, IBE system parameters). The private endpoints are limited to users that have proved ownership of the appropriate account (e.g., setting a public key for a given email address, retrieving private IBE keys, etc.).

Both the PGP and IBE key management schemes we have included with MessageGuard make use of the key server. For the PGP scheme, users upload their public keys to the key server (via private endpoint), and other users download those public keys as needed (via public endpoint). For IBE, users can query the key server for the system parameters (via public endpoint), and also retrieve their private keys (via private endpoint). We welcome other researchers to use our publicly available key server, but they can also deploy their own as needed with the code hosted in the repository.

4.6.2. File Server. We have created a file server that allows for capability-based storage of files. Currently, the file server allows anyone to upload a file, after which they are given a capability (i.e., UID) that can be used to access that file. While we currently do not require authentication to the key server, that is something that could easily be added.

In practice, we use the file server to enable attachments in encrypted email. In our work using MessageGuard to build a secure integrated email prototype, we were not able to use the underlying email application's native file attachment functionality, and instead relied upon the file server to store encrypted attachments. This was done by encrypting the attachment with a random key, and storing the encrypted file sans key on the file server. The encryption key, a cryptographic hash of the attachment, and the capability for the attachment are stored in the encrypted email. As such, only individuals who can decrypt the email message are able to access and decrypt the attachment.

4.7. Implementation

We implemented MessageGuard so that it would run on all major desktop browsers (i.e., Chrome, Firefox,

Internet Explorer, Opera, Safari) and mobile browsers (i.e., Android, iOS, Windows Phone). We employed only standard JavaScript functions that were confirmed to work on all major browsers.¹² We avoided injecting polyfills into the web application and polluting the `window` object in an effort to ensure that MessageGuard did not break existing web applications. MessageGuard is implemented as both a browser extension and as a bookmarklet (i.e., user script).

MessageGuard has a single codebase, with only a small portion of code that is used to address differences in various browsers (~1%). This codebase is implemented in JavaScript, Sass, and HTML. The code is compiled into browser extensions and a bookmarklet using NodeJS and Gulp. The code itself is split into a number of JavaScript modules which are bundled together at compile time using Browserify. Browserify also allows MessageGuard to leverage a large number of quality NodeJS modules (e.g., CryptoJS, jQuery, Bootstrap). The build system also generates source maps to facilitate debugging, runs style checking on the code, and generates documentation using JSDoc. Instructions for setting up and building MessageGuard are available in MessageGuard's repository.

Further details regarding the technologies used to implement MessageGuard can be found in Appendix §2.

5. MessageGuard as a Research Platform

In this section, we describe the ways researchers can employ MessageGuard as a platform for their own research. In addition to the details described in this section, we invite researchers to download MessageGuard's source code. To help researchers quickly familiarize themselves with MessageGuard's code base, we have included instructive comments throughout the code and have provided a reference implementation that supports most websites.¹³ that researchers can refer to as they build their own systems.

MessageGuard was designed to minimize the amount of code that must be changed in order for researchers to build new prototypes. The customizable classes enabling this rapid prototyping are shown in Figure 8. MessageGuard includes a default instantiation for each of the base classes (e.g. `ControllerBase`) seen in the figure. To change the global functionality of MessageGuard, researchers need to change the aforementioned default implementations. If researchers desire to implement new functionality (e.g., create a new overlay, support a new application), they can instead subclass these base classes. All classes, both base classes and default implementations, can be extended, but only allow researchers to override the methods that are unique to their functionality.

12. <http://caniuse.com/>.

13. The code base also includes an implementation of secure email as an additional reference.

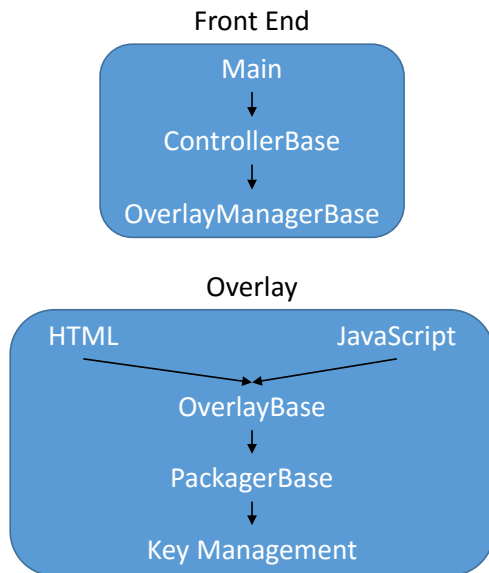


Figure 8. MessageGuard's customizable framework.

5.1. Frontend

The main class is responsible for parsing the URL and instantiating the appropriate controller (i.e., classes extending `ControllerBase`). Frontend controllers are responsible for the actual operations of the frontend, including detecting when overlays are needed and placing those overlays. Every overlay is created by and coupled to an overlay manager, which is responsible for handling communication between the overlay and MessageGuard's frontend. Currently, MessageGuard provides overlay managers for both reading and composing encrypted content.

The simplest way to modify the frontend is to change the elements that it will overlay. This can be done by changing the CSS selector that is passed to `ControllerBase`'s constructor.¹⁴ The controller can also be configured to support additional types of overlays (i.e., creating a unified read and compose overlay for instant messaging clients). In this case, it will also be necessary to create an overlay manager to communicate with the new overlay.

Using these base classes, MessageGuard's default functionality was implemented using less than 200 lines of JavaScript.

5.2. Overlays

Overlays are composed of both HTML interfaces and JavaScript code. Researchers can either modify the existing overlays (read and compose), or create their own overlays. The steps for creating a new overlay modifying overlays on a per application basis are as follows:

14. Though unlikely to be necessary, it is also possible to modify the controller to do more complex selection that does not rely on CSS selection.

- 1) Create a new HTML file for each overlay. This will define the visual appearance of the overlay.
- 2) Create a custom read, compose, or entirely new overlay (e.g., file upload) by extending either the `OverlayBase` class or one of the reference overlays (read and compose). These parent classes provide basic functionality (e.g., positioning, communication with the frontend).
- 3) Connect the overlay's HTML interface to its controlling code by referencing this new JavaScript class in the new HTML.
- 4) Create a new overlay manager to work with the new overlay. You can extend any of the existing overlay managers, or create a new one by extending `OverlayManagerBase`.
- 5) Add any custom communication code to both the new overlay and overlay manager.

MessageGuard's default read overlay required 70 lines of HTML and 150 lines of JavaScript to implement. The default compose overlay needed 190 lines of HTML and 670 lines of JavaScript, most of which was responsible for setting up the HTML5 rich-text interface and allowing users to select a specific key for encryption.

5.3. Packager

By overriding `PackagerBase`, it is possible to create custom message packages, allowing MessageGuard to support a wide range of content-based encryption protocols. This functionality can be used to allow prototypes developed with MessageGuard to inter-operate with existing cryptographic systems (e.g., using the PGP package syntax in order to be compatible with existing PGP clients). It could also be used to experiment with advanced cryptographic features, such as key ratcheting [7].

5.4. Key Management

Key management is one of the most poorly understood areas of usable, content-based encryption. While there are many advocates of particular key management schemes (e.g., PGP), there has been little work to actually analyze the empirical usability of these schemes. One key goal of MessageGuard is to allow existing proposals for key management to be implemented in a real system, and then compared against alternative schemes. As such, we took special care to ensure that MessageGuard would be compatible with all key management schemes we are currently aware of.

In order to create a new key management scheme, the following two classes must be implemented:

KeyScheme. The `KeyScheme` is responsible for handling scheme-specific UI functionality for the key manager (e.g., importing public/private keys, authenticating to a key server). The `KeyScheme` methods are:

- **getUI** Retrieves a scheme-specific UI that will be included with the `KeyUIManager`'s generic UI. This

method is provided with the KeySystem being created/updated and a callback which notifies the KeyUIManager that the KeySystem is ready to be saved.

- **handleError** Modifies an existing KeySystem’s UI to allow it to address an error. This method is provided with details about the error, the KeySystem UI to modify, and a callback which notifies the KeyUIManager that the error has been resolved. Examples of errors include not having a necessary key or expired authentication credentials.
- **create** Creates a KeySystem from the scheme-specific UI provided to this method.
- **update** Updates a KeySystem from the scheme-specific UI provided to this method.

KeySystem. A KeySystem is an instantiation of a key management scheme that allows the users to decrypt/sign data for a single identity and encrypt/verify data for any number of identities.¹⁵ A KeySystem is responsible for performing cryptographic operations with the keys it manages. Every KeySystem has a fingerprint that uniquely identifies it. The KeySystem methods are:

- **serialize/deserialize** Prepares data that is not a part of the KeyAttributes type for storage by the KeyStorage class.
- **encrypt** Encrypts data for the provided identity. Returns the encrypted data along with the fingerprint of the KeySystem that can decrypt it.
- **decrypt** Decrypts the provided data.
- **sign** Signs the provided data.
- **verify** Verifies that the provided signature is valid for the provided data.

By default, MessageGuard will allow users to use all available key management schemes, though this can be overridden on a per-prototype basis.

6. Validation

We evaluated MessageGuard ability to support usable, content-based encryption research on a wide range of platforms. Additionally, we measured the performance overhead that MessageGuard creates. Our results indicate that MessageGuard is compatible with most web applications and has minimal performance overhead.

6.1. Ubiquity

We tested MessageGuard on major browsers and it worked in all cases: Desktop – Chrome, Firefox, Internet Explorer, Opera, and Safari. Android – Chrome, Firefox, Opera. iOS – Chrome, Mercury, Safari.

We tested MessageGuard on the Alexa top 50 web sites. One of the sites is not a web application (t.co) and another requires a Chinese phone number in order to use it

¹⁵ Key systems which don’t support recipients set `canHaveRecipients` to false and ignore the identity parameters.

Stage n	Static			Dynamic		
	100	500	1000	100	500	1000
Chrome ¹	1.14	0.84	0.95	3.17	6.49	11.0
Firefox ¹	1.06	0.99	0.96	2.26	3.15	4.45
Safari ¹	0.45	0.63	0.53	3.73	12.8	25.5
Chrome ²	4.27	4.39	4.60	12.9	30.2	51.1
Chrome ³	5.68	5.97	5.94	12.4	32.0	61.2
Safari ³	2.57	2.46	1.79	15.1	25.2	39.5

¹ MacBook Air (OSX 10.10.3, 1.7GHz Core i7, 8GB RAM).

Chrome – 42.0.2311.135, Firefox – 37.0.2, Safari – 8.0.5.

² OnePlus One (CyanogenMod 12S, AOSP 5.1, 64GB).

Chrome – 42.0.2311.47.

³ iPad Air (iOS 8.3, 1st gen, 64GB).

Chrome – 42.0.2311.47, Safari – 8.0.

TABLE 1. AVERAGE TIME TO OVERLAY AN ELEMENT (MS)

(weibo.com). MessageGuard was able to encrypt data in 47 of the 48 remaining web applications. The one site that failed (youtube.com) did so because the application removed the comments field when it lost focus, which happens when focus switched to MessageGuard’s compose overlay. We were able to address this problem with a customized front end that required only five lines of code to implement.

These results indicate that researchers should be able to use MessageGuard to research content-based encryption for the web applications of their choice with little difficulty.

6.2. Performance

We profiled MessageGuard on several popular web applications and analyzed MessageGuard’s impact on load times. In each case, we started the profiler, reloaded the page, and stopped profiling once the page was loaded. Our results show that MessageGuard has little impact on page load times and does not degrade the user’s experience as they surf the Web: Facebook – 0.93%, Gmail – 2.92%, Disqus – 0.54%, Twitter – 1.98%.

Since MessageGuard is intended to work with all websites, we created a synthetic web app that allowed us to test MessageGuard’s performance in extreme situations. This app measures MessageGuard’s performance when overlaying static content present at page load (Stage 1) and when overlaying dynamic content that is added to the page after load (Stage 2). The application takes as input n , the number elements that will be overlayed in each stage. Half of these elements will require read overlays and half will require compose overlays.

Using this synthetic web application, we tested MessageGuard with six browsers and three values of n . We averaged measurements over ten runs and report our findings in Table 1. Performance for overlaying static content does not significantly vary based on the number of overlays created. In contrast, performance for overlaying dynamic content for most browsers seems to grow polynomial in the number of overlays added. Still,

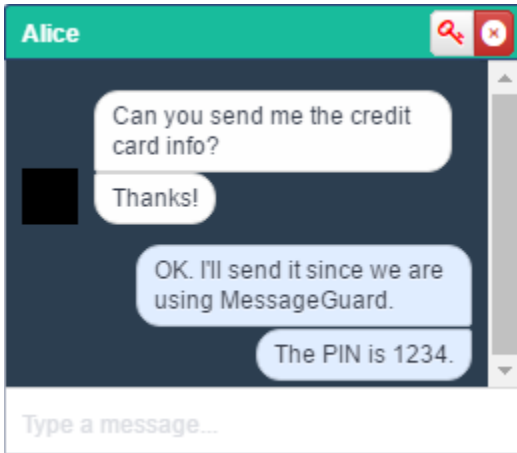


Figure 9. A unified overlay for Facebook Chat.

performance in the Firefox desktop browser demonstrates that this is not an inherent limitation of MessageGuard. Finally, we note that even in extreme cases (dynamic - $n = 1000$) overlaying occurs quickly (max 61 ms).

MessageGuard's low performance overhead indicates it is suitable for building responsive prototypes, suitable for testing by users. Moreover, if performance problems arise, researchers can be reasonably sure that the problems are in their changes to MessageGuard.

7. Case Studies

While developing MessageGuard, we developed two content-based encryption prototypes using MessageGuard: a secure Facebook Chat prototype and a secure email prototype. In this section we describe these prototypes, the effort taken to build them, and IRB-approved usability studies of these prototypes. These case studies demonstrate that MessageGuard enables building high quality research prototypes that are well-liked by users.

7.1. Private Facebook Chat

Using an early version of MessageGuard, we created Private Facebook Chat (PFC), a system that adds content-based encryption to chat on Facebook [30]. PFC leverages identity-based encryption (IBE) in order to transparently manage encryption keys, removing the need for users to establish shared secrets or obtain public keys in before sending chat messages.

PFC uses a custom controller that detects the Facebook Chat interface. Instead of having separate read and compose overlays, PFC uses a single unified overlay that handles displaying and composing encrypted messages (see Figure 9). Using a single overlay was advantageous because it was more space efficient and better mimicked a typical instant messaging interface.¹⁶

16. In general, we recommend this approach for instant messaging clients.

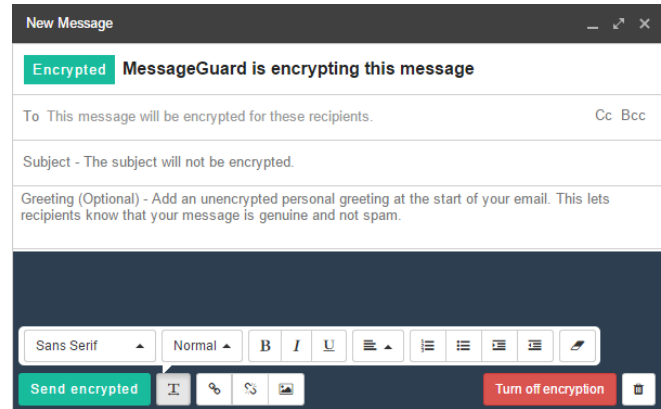


Figure 10. Customized MessageGuard front end for email.

We conducted an IRB-approved user study of PFC involving 17 participants. Almost all users were able to use PFC to encrypt their chat sessions, except two extremely novice users that were unable to complete any tasks. Additionally, users indicated that they were generally satisfied with PFC and that they would be interested in using it in practice.

The Facebook Chat prototype took a single student working part-time one month to complete (about 80 hours). Most of this time was spent designing the interface for the unified overlay and modifying MessageGuard's IBE key management scheme to support authentication through Facebook Connect. In total, PFC's implementation required 50 lines of HTML and 350 lines of JavaScript.

7.2. Private Webmail (Pwm)

The design of MessageGuard was guided by our development of a series of secure email prototypes for Gmail [2], [16], [17] that we used to study usable, secure email for the masses. These prototypes all go by the name Private Webmail (Pwm). Pwm uses identity-based encryption (IBE) to allow users to send encrypted email to recipients who have not yet installed Pwm, something that is not possible with PGP or S/MIME. In addition, Pwm focuses on helping first time users understand how to decrypt their first secure email and how to use Pwm to encrypt messages.

In order to maximize Pwm's integration with Gmail we created a customized front end that annotates Gmail's interface. Our specialized front end annotates Gmail's interface to help users understand better how their email is protected (see Figure 10). We also added the ability for users to include a plaintext greeting with their encrypted emails, helping recipients feel safe when receiving encrypted email. Additionally, we added context-sensitive, inline tutorials that instructed users on how to use Pwm and what protections it affords their email.

We have evaluated Pwm across five different IRB-approved usability studies, including a total of 186 participants. Each of these studies utilized a standard

usability metric, the System Usability Scale (SUS) [31], [32], which generates a single score between 0 and 100 that is an indication of a system's usability. SUS consists of ten discriminating questions that users answer after completing tasks using MessageGuard.

The first three user studies all involved the same version of Pwm, with the first study (25 participants) having participants install Pwm using a bookmarklet, and the second (32 participants) and third study (28 participants) having participants install Pwm using an extension [2]. In each of the three studies, recipients were told to wait for an email containing information needed to continue the study, though they were not informed that this email would be encrypted. They were then sent the encrypted email, and were required to decrypt this email, before continuing to send and reply to several more encrypted emails. Overall, Pwm averaged a SUS score of 73.8, putting it in the 70th percentile of systems tested with SUS — first study (75.7), second study (70.7), third study (70.7).

Qualitative feedback from these three studies revealed that we had made the encryption and key management details too transparent and users were unsure whether or not to trust the system. This caused us to modify our design to make some encryption details more apparent in the interface [17]. Using this modified version of Pwm, we conducted our fourth usability study. It involved 51 participants that experimented with the bookmarklet version of MessageGuard and incorporated changes based on the results of prior studies. The results of this test was a SUS score of 80.0, falling in the 88th percentile of systems tested with SUS. More importantly, our modifications to Pwm (which were also incorporated into MessageGuard's reference implementation) succeeded in addressing user concerns. Nearly all participants (92%) believed that their friends and family could easily start using it.

Our fifth study examined whether Pwm could be adopted in a grassroots fashion [18]. To test this, we brought in pairs of novice users, and instructed the first participant to send an encrypted email to the second participant. The first participant was only given a link to Pwm, while the second user was not informed that they would be using encrypted email. In this study, Pwm received a SUS score of 72.3, falling in the 63rd percentile of systems tested with SUS.¹⁷ Furthermore, all users successfully used Pwm to begin transmitting encrypted emails between themselves, and most users praised Pwm's tutorials and intuitive interfaces.

As Pwm was developed in lock-step with MessageGuard, it is difficult to know exactly how much time was spent specifically on Pwm specific functionality, though we estimate around 150 hours. Most of this time was spent reverse engineering Gmail's interface, which is

difficult because is dynamically generated and minimizes both HTML and JavaScript. We also spent significant time creating and refining Pwm's tutorials. In total, Pwm includes approximately 1300 news lines of JavaScript.

7.3. Lessons Learned

Both case studies demonstrate that it is possible to rapidly build content-based encryption prototypes using MessageGuard. While these prototypes still required some time to implement (80 and 150 hours), this pales in comparison to the nearly 2000 hours that have already gone into the development of MessageGuard. Our work with Pwm especially helped us see the value of comparing competing systems; lab usability studies have been particularly helpful in helping us to differentiate between the usability of several different secure email systems. Finally, these case studies demonstrate that MessageGuard can be used to build prototypes that are rated by users as being highly usable. This is especially important in the case of Pwm, as Pwm's interfaces are highly similar to the interfaces used in MessageGuard's default functionality.

8. Conclusion

We described MessageGuard, a platform for usable security research focused on content-based encryption. MessageGuard is designed to encourage collaboration between the security and usability research communities to solve longstanding usability problems in this space. It simplifies development of prototypes and comparison of competing designs, while also providing a platform for sharing and replicating research results. MessageGuard retrofits existing applications, providing broad utility to developers, and includes secure cryptographic operations so that usability is tested on functioning systems. We validated the performance and deployability of MessageGuard and shared several case studies demonstrating its utility for the field. Our hope is that MessageGuard will help security and usability researchers to cooperate in solving numerous pressing problems and speed the adoption of usable, content-based encryption.

9. Acknowledgment

This work was partially funded by Sandia National Laboratories. Sandia National Laboratories is a multi-program laboratory managed and operated by Sandia Corporation, a wholly owned subsidiary of Lockheed Martin Corporation, for the U.S. Department of Energy's National Nuclear Security Administration under contract DE-AC04-94AL85000. We would like to thank Jay McCarthy, Paul van Oorschot, and Dan Olsen for providing feedback on this paper.

17. In this study we also examined other systems, all of which received uncharacteristically low scores, suggesting that Pwm's true SUS score is much closer to the 80 found in our fourth study.

References

- [1] J. Liang, J. Jiang, H. Duan, K. Li, T. Wan, and J. Wu, "When HTTPS meets CDN: A case of authentication in delegated service," in *Security and Privacy (SP), 2014 IEEE Symposium on*. IEEE, 2014, pp. 67–82.
- [2] S. Ruoti, N. Kim, B. Burgon, T. van der Horst, and K. Seamons, "Confused Johnny: when automatic encryption leads to confusion and mistakes," in *Proceedings of the Ninth Symposium on Usable Privacy and Security*. ACM, 2013, p. 5.
- [3] D. Stefan, E. Z. Yang, P. Marchenko, A. Russo, D. Herman, B. Karp, and D. Mazieres, "Protecting users by confining JavaScript with COWL," in *Proceedings of the USENIX Symposium on Operating Systems Design and Implementation (OSDI 14)*, 2014.
- [4] I. Foster, J. Larson, M. Masich, A. C. Snoeren, S. Savage, and K. Levchenko, "Security by any other name: On the effectiveness of provider based email security," in *Proceedings of the 2015 ACM SIGSAC Conference on Computer and Communications Security*. ACM, 2015.
- [5] Z. Durumeric, D. Adrian, A. Mirian, J. Kasten, E. Bursztein, N. Lidzbarski, K. Thomas, V. Eranti, M. Bailey, and J. A. Halderman, "Neither snow nor rain nor mitm...: An empirical analysis of email delivery security," in *Proceedings of the 2015 ACM Conference on Internet Measurement Conference*. ACM, 2015, pp. 27–39.
- [6] R. Holz, J. Amann, O. Mehani, M. Wachs, and M. A. Kaafar, "Tls in the wild: an internet-wide analysis of tls-based protocols for electronic communication," in *NDSS*, 2016.
- [7] N. Unger, S. Dechand, J. Bonneau, S. Fahl, H. Perl, I. Goldberg, and M. Smith, "SoK: Secure messaging," in *Security and Privacy (SP), 2015 IEEE Symposium on*. IEEE, 2015.
- [8] W. C. Garrison III, A. Shull, S. Myers, and A. J. Lee, "On the practicality of cryptographically enforcing dynamic access control policies in the cloud," in *Security and Privacy (SP), 2016 IEEE Symposium on*. IEEE, 2016.
- [9] A. Whitten and J. D. Tygar, "Why Johnny can't encrypt: A usability evaluation of PGP 5.0," in *8th USENIX Security Symposium*, 1999. [Online]. Available: citeseer.nj.nec.com/whitten99why.html
- [10] R. Dhamija and J. D. Tygar, "The battle against phishing: Dynamic privacy security skins," in *Proceedings of the 2005 symposium on Usable privacy and security*. ACM, 2005, pp. 77–88.
- [11] S. Ruoti, B. Roberts, and K. Seamons, "Authentication melee: A usability analysis of seven web authentication systems," in *Proceedings of the 24th international conference on World wide web*. International World Wide Web Conferences Steering Committee, 2015.
- [12] S. Garfinkel and H. R. Lipford, "Usable security: History, themes, and challenges," *Synthesis Lectures on Information Security, Privacy, and Trust*, vol. 5, no. 2, pp. 1–124, 2014.
- [13] S. Fahl, M. Harbach, T. Muders, and M. Smith, "Confidentiality as a service—usable security for the cloud," in *2012 IEEE 11th International Conference on Trust, Security and Privacy in Computing and Communications (TrustCom)*. IEEE, 2012, pp. 153–162.
- [14] W. He, D. Akhawe, S. Jain, E. Shi, and D. Song, "ShadowCrypt: Encrypted web applications for everyone," in *Proceedings of the 2014 ACM SIGSAC Conference on Computer and Communications Security*. ACM, 2014, pp. 1028–1039.
- [15] E. Atwater, C. Bocovich, U. Hengartner, E. Lank, and I. Goldberg, "Leading Johnny to water: Designing for usability and trust," in *Proceedings of the Eleventh Symposium on Usable Privacy and Security*, 2015.
- [16] S. Ruoti, J. Andersen, D. Zappala, and K. Seamons, "Why johnny still, still can't encrypt: Evaluating the usability of a modern pgp client," *arXiv preprint arXiv:1510.08555*, 2015.
- [17] S. Ruoti, J. Andersen, T. Hendershot, D. Zappala, and K. Seamons, "Private webmail 2.0: Simple and easy-to-use secure email," *arXiv preprint arXiv:1510.08435*, 2015.
- [18] S. Ruoti, J. Andersen, S. Heidbrink, M. O'Neill, E. Vaziripour, J. Wu, D. Zappala, and K. Seamons, "'were on the same page': A usability study of secure email using pairs of novice users," in *Proceedings of the 34th annual ACM conference on Human factors in computing systems*. ACM, 2016.
- [19] T. W. van der Horst and K. E. Seamons, "Encrypted email based upon trusted overlays," March 2009, uS Patent 8,521,821.
- [20] B. Lau, S. Chung, C. Song, Y. Jang, W. Lee, and A. Boldyreva, "Mimesis aegis: A mimicry privacy shield—a system's approach to data privacy on public cloud," in *Proceedings of the 23rd USENIX Security Symposium*. USENIX Association, 2014, pp. 33–48.
- [21] D. B. Giffin, A. Levy, D. Stefan, D. Terei, D. Mazieres, J. C. Mitchell, and A. Russo, "Hails: Protecting data privacy in untrusted web applications," in *OSDI*, 2012, pp. 47–60.
- [22] J.-S. Légaré, R. Sumi, and W. Aiello, "Beeswax: a platform for private web apps," *Proceedings on Privacy Enhancing Technologies*, vol. 2016, no. 3, pp. 24–40, 2016.
- [23] S. L. Garfinkel and R. C. Miller, "Johnny 2: a user test of key continuity management with S/MIME and Outlook Express," in *Proceedings of the First Symposium on Usable Privacy and Security*. ACM, 2005, pp. 13–24.
- [24] S. Sheng, L. Broderick, C. Koranda, and J. Hyland, "Why Johnny still can't encrypt: evaluating the usability of email encryption software," in *Proceedings of the Second Symposium On Usable Privacy and Security - Poster Session*, 2006.
- [25] C. Bravo-Lillo, L. Cranor, J. Downs, S. Komanduri, S. Schechter, and M. Sleeper, "Operating system framed in case of mistaken identity: measuring the success of web-based spoofing attacks on OS password-entry dialogs," in *Proceedings of the 2012 ACM conference on Computer and communications security*. ACM, 2012, pp. 365–377.
- [26] C. Herley, "So long, and no thanks for the externalities: the rational rejection of security advice by users," in *Proceedings of the 2009 workshop on New security paradigms workshop*. ACM, 2009, pp. 133–144.
- [27] W3C, "Web messaging," <http://www.w3.org/TR/webmessaging/#channel-messaging>. Accessed 2015/05/07.
- [28] R. Housley, "Cryptographic message syntax (rfc 5652)," 2009.
- [29] D. Boneh and X. Boyen, "Efficient selective-id secure identity-based encryption without random oracles," in *Advances in Cryptology-EUROCRYPT 2004*. Springer, 2004, pp. 223–238.
- [30] C. Robison, S. Ruoti, T. W. van der Horst, and K. E. Seamons, "Private Facebook chat," in *Privacy, Security, Risk and Trust (PASSAT), 2012 International Conference on and 2012 International Conference on Social Computing (SocialCom)*. IEEE, 2012, pp. 451–460.
- [31] A. Bangor, P. Kortum, and J. Miller, "An empirical evaluation of the System Usability Scale," *International Journal of Human-Computer Interaction*, vol. 24, no. 6, pp. 574–594, 2008.
- [32] —, "Determining what individual SUS scores mean: Adding an adjective rating scale," *Journal of Usability Studies*, vol. 4, no. 3, pp. 114–123, 2009.
- [33] Chromium, "Sandbox," <http://www.chromium.org/developers/design-documents/sandbox>. Accessed 2015/10/13.
- [34] Wikipedia, "Assistive technology service provider interface," https://en.wikipedia.org/wiki/Assistive_Technology_Service_Provider_Interface. Accessed 2015/10/13.
- [35] —, "Pwm2own," <https://en.wikipedia.org/wiki/Pwn2Own>. Accessed 2015/10/13.
- [36] A. Barth, "The web origin concept," IETF, 2011, <https://tools.ietf.org/html/rfc6454>.

- [37] Google, “Browser security handbook, part 2,” <https://code.google.com/p/browsersec/wiki/Part2>. Accessed 2015/10/13.
- [38] P. Stone, “Pixel perfect timing attacks with HTML5,” *Context Information Security (White Paper)*, 2013.
- [39] N. Group, “Javascript cryptography considered harmful,” <https://www.nccgroup.trust/us/about-us/newsroom-and-events/blog/2011/august/javascript-cryptography-considered-harmful/>. Accessed 2015/10/13.
- [40] E. Stark, M. Hamburg, and D. Boneh, “Symmetric cryptography in javascript,” in *Computer Security Applications Conference, 2009. ACSAC’09. Annual.* IEEE, 2009, pp. 373–381.
- [41] W3C, “Content security policy,” <http://www.w3.org/TR/CSP/#processing-model>. Accessed 2015/05/07.

Appendix

1. Implementation Strategies

To determine the appropriate implementation strategy for MessageGuard, we examined approaches for enhancing web applications with content-based encryption. In this section, analyze these approaches with respect to their deployability, security, and usability. We group the implementation strategies into two categories: integrated strategies and non-integrated strategies. We also propose two new hybrid strategies that address limitations in the existing strategies and are better suited to meet our system goals.

1.1. Integrated Strategies. Integrated strategies attempt to add content-based encryption directly to the interfaces of existing websites. In a process known as **overlaying** [19], the browser can replace portions of the website’s interface with secure interfaces known as **overlays**. These overlays are displayed as if they were a part of the web application, but their contents are inaccessible to the web application. Often, there are different overlays for different functions, such as composing textual content, uploading files, and decrypting content.

iFrame. The oldest integrated strategy is to create overlays using HTML iFrames [2], [19]. Since iFrames are a part of the browser’s DOM, it is trivial to integrate them with websites. Further, iFrames are protected by the browser’s same-origin policy. There are three methods for overlaying websites with iFrames:

- 1) **Browser extension.** Extensions are desktop only, except in the case of Firefox on Android.
- 2) **Bookmarklet.** Bookmarklets are user scripts that are stored as browser bookmarks. When a user clicks a bookmarklet, the associated script is executed on the current page. Bookmarklets are supported on all platforms, both desktop and mobile, and do not require users to install any software.

When using bookmarklets, the iFrame’s `src` attribute will need to reference a trusted remote domain. To maximize security, this domain should only host the contents needed by the bookmarklet’s user script. This limited functionality makes it easier to lock down the domain’s servers in order to prevent an intrusion by the adversary.

Bookmarklets are affected by the browser’s Content Security Policy (CSP), which can be used to limit the source of frames and scripts. Still, this limitation has been marked as a bug in Chromium¹⁸ and Firefox,¹⁹ and it is possible that in the future this limitation will be removed. In practice, only a small number of websites use CSP.

- 3) **Proxy application.** A proxy application can be used to augment the bookmarklet approach. First, it can modify the CSP settings of a website to allow iFrame’s to reference the system’s trusted domain. Second, a proxy can automatically inject the bookmarklet script into a webpage, obviating the need for the user to click the bookmarklet. Third, a proxy can allow the iFrame strategy to work with non-browser applications that display HTML interface elements retrieved from the web. A proxy application can work on any platform, except for Windows on mobile devices. Still, there are two significant drawbacks to this approach: (1) for non-rooted phones, the proxy must be implemented using the phone’s VPN service and (2) it must proxy HTTPS connections in order to modify their contents.

In prior work, we used iFrames to develop Pwm, a secure email client for the masses [2]. Pwm tightly integrated with Gmail and was designed to maximize usability. Pwm focused on helping first time recipients of an encrypted email understand how to install Pwm and decrypt their message. Pwm was rated as highly usable by participants in several usability studies. Since our work on Pwm, additional systems in both research [15] and industry (e.g., Virtru, Mailvelope) have also used the iFrame strategy to secure email.

Shadow DOM. Shadow DOM is a new feature proposed in the HTML5 specification, and currently has a partial implementation in Blink-based browsers (e.g., Chrome). The Shadow DOM allows for the creation of a “shadow” DocumentFragment (i.e., ShadowRoot) that will be rendered in place of another fragment (i.e., host) on the website. Elements contained in the ShadowRoot are invisible to the rest of the DOM and must be accessed through their parent ShadowRoot. For example, `document.getElementById` cannot find children of a ShadowRoot.

Overlays can be implemented using a ShadowRoot. However, while ShadowRoot objects and their contents should only be accessible to the entity that created the ShadowRoot object, in practice this is not the case:

- 1) The Shadow DOM allows for an element to have multiple ShadowRoots, with the newest ShadowRoot having access to older ShadowRoot objects through their `olderShadowRoot` property.
- 2) There are two CSS selectors that “pierce” the Shadow DOM. First the “>>>” selector can be used to grab

18. <https://code.google.com/p/chromium/issues/detail?id=233903>

19. https://bugzilla.mozilla.org/show_bug.cgi?id=866522

any element that matches the selectors to the right of “>>”, regardless of whether that element is inside a `ShadowRoot`. Similarly, the “::shadow” pseudo-selector can be used to select the `ShadowRoot` attached to any element.

- 3) The `Element.prototype.createShadowRoot` method can be replaced by the web application with a version that saves references to the created `ShadowRoot`s, allowing the web application to access the contents of these `ShadowRoot`s.

In order to implement overlays using a `ShadowRoot`, it is necessary to modify the JavaScript environment to address these access methods [14]. Because of this limitation, `ShadowDOM` cannot be implemented using a bookmarklet, which cannot guarantee that the JavaScript environment is modified before the website has the ability to store pointers to these access methods. Instead, a `Shadow DOM` strategy must be implemented using either an extension or a proxy application.

He et al. used the `Shadow DOM` to implement `ShadowCrypt`, a Chrome extension that attempted to add secure communication to arbitrary websites [14]. In our experience, usability issues keep `ShadowCrypt` from working with most websites. Moreover, flaws in `ShadowCrypt`’s implementation allow the website to retrieve the user’s sensitive data.²⁰ This demonstrates the danger of relying on non-standard security models created by developers.

Greasemonkey. Greasemonkey is a Firefox plugin that allows for websites to be modified with custom interface elements defined using XUL. XUL interface elements can be used for overlays, and the contents of these interfaces are protected by the browser’s sandboxing of websites [33].

Fahl et al. used Greasemonkey to create a Firefox extension that added content-based encryption to Dropbox, Facebook, and email [13]. Their plugin used Confidentiality-as-a-Service (CaaS) to automate key management. Usability studies demonstrate that their system was highly usable.

Accessibility. Most operating systems have an accessibility layer that is used by accessibility tools to modify apps to make them usable by individuals with disabilities. Lau et al. proposed using the accessibility layer to implement secure overlays [20]. In this strategy, the content of secure overlays is protected by the browser’s sandbox. While our work is concerned with encrypting content within the browser, the accessibility layer is interesting in that it has the potential to secure non-browser applications. While iFrames implemented using a proxy application can also support non-browser applications, the accessibility layer has the potential to be more universal and reliable.

Lau et al. used this strategy to develop Mimesis Aegis (M-Aegis), a system for enhancing Android apps with content-based encryption. Their system secured several

communication apps (e.g., Gmail) and also provided a method for support to be added for additional apps.²¹ A usability study of the Android Gmail app secured with M-Aegis showed that most participants did not report any noticeable difference between the original Gmail app and the Gmail app with M-Aegis enabled.

1.2. Non-integrated Strategies. In contrast to integrated strategies, non-integrated strategies use separate applications to provide encryption, relying on the user to copy-and-paste encrypted content in and out of the original application. Because these applications are not integrated with websites, they are free to make UI design choices that maximize usability, without any concern that these choices will clash with a website’s UI.

Standalone website. A standalone website can be used to handle encryption and decryption. While it is not integrated with websites, it is integrated with the browser. Since a browser is used to run the website, no installation is required. Security is provided by the browser’s same-origin policy. This approach is not common, but there have been a few standalone websites that provide PGP encryption.²²

Standalone Application. A standalone application is the traditional strategy for implementing content-based encryption. Security is provided by the operating system’s app separation policies.

The earliest example of a standalone content-based encryption application is Pretty Good Privacy (PGP). PGP was created in 1991 by Phil Zimmerman and is used to protect a wide range of data. Since then, many similar programs have been created.

1.3. Comparison. We have analyzed and compared each of the above strategies based on their deployability, usability, and security. The results are summarized in Table 2.

Deployability. There are three key areas of deployability: which browsers are supported, which desktop operating systems are supported, and which mobile devices are supported. Both the Greasemonkey and `Shadow DOM` strategies are limited to a single type of browser, Firefox and Blink-based, respectively. On mobile, Greasemonkey only works with Firefox on Android and the `Shadow DOM` requires the use of a proxy application, which as mentioned earlier is less than ideal (marked as “Partial support” in Table 2). Greasemonkey uses XUL, which is slated for deprecation. On the other hand, `Shadow DOM` is part of the HTML5 specification and there is a good chance that sometime in the future it will become standard in more browsers.

The deployment challenge faced by both the accessibility and standalone app strategy is that every platform, both desktop and mobile, requires its own implementation. For standalone apps, this burden could be

21. This method is not generic and requires custom logic for each supported application.

22. For example, <https://www.igolder.com/pgp/encryption/> and <http://www.hanewin.net/encrypt/PGCrypt.htm>.

20. A detailed description of this problem is given later in the appendix.

Strategy	Browsers						Desktop OS			Mobile OS			Usability			Security Model
	Chrome	Firefox	IE	Opera	Safari	Others	Linux	Mac OS	Windows	Android	iOS	Windows	Integration	Non-standard Interfaces	No install	
iFrame	●	●	●	●	●	●	●	●	●	●	●	● ⁵	●	●	● ⁵	Same-origin
Shadow DOM	● ²	○	○	● ²	○	○	●	●	●	●	●	○	●	●	○	None
Greasemonkey ¹	○	●	○	○	○	○	●	●	●	●	○	○	●	●	○	Browser Sandbox
Accessibility	●	●	●	●	●	● ³	○ ⁴	●	●	●	○	○	●	○	○	Browser Sandbox
Standalone website	●	●	●	●	●	●	●	●	●	●	●	●	○ ⁶	●	●	Same-origin
Standalone App	●	●	●	●	●	●	●	●	●	●	●	●	○	●	○	Browser Sandbox

● Full support, ● Partial support, ○ No support

¹ Scheduled for deprecation.

² ShadowDOM is not fully supported in Chrome.

³ Depends on whether the browser is accessible.

⁴ In development – AT-SPI [34].

⁵ Potentially limited by CSP.

⁶ Integrated with the browser, but not the website.

TABLE 2. COMPARISON OF IMPLEMENTATION STRATEGIES

reduced through the use of a cross-platform framework (e.g., Java, Mono), though these frameworks commonly lead to systems with a poor look-and-feel. Unfortunately, there is not a cross-platform accessibility layer and each platform does require a unique implementation. These limitations have been marked in Table 2 using the “Partial support” symbol.

Both iFrames and standalone websites are built on commonly deployed approaches, and work on all platforms and browsers. iFrames on mobile can be implemented using either bookmarklets or an application proxy. In the case of bookmarklets, iFrames are limited by websites’ CSP policies, and in the case of a proxy application on mobile devices, there is the degradation of user experience (marked as “Partial support” in Table 2).

Usability. The standalone strategies suffer from a lack of integration, which is disliked by users [2], [15]. On the other hand, because the standalone strategies are not tied to the website’s interface, the standalone strategies support non-standard interfaces (e.g., input field drawn using an HTML canvas). While the integrated strategies could contain logic to handle website-specific interfaces, this approach is a significant engineering effort (marked as “Partial support” in Table 2).

The standalone website strategy does not require installation. When the iFrame strategy is implemented using bookmarklets, there is also no installation.

Security. The Greasemonkey, accessibility, and standalone app strategies all rely on the browser’s sandbox for security [33]. The sandbox prevents websites from being able to access any resources outside of the websites DOM, including the browser chrome (Greasemonkey) and other applications (accessibility, standalone app). While the browser’s sandbox has been compromised in the past, such attacks are quickly patched [35].

The iFrame and standalone website strategies rely on the browser’s same-origin policy for security [36], [37]. As part of this policy, browsers ensure that code executing on an arbitrary website is unable to access or modify content

hosted on a different domain (i.e., iFrame, standalone website). This is an important model that provides security for much of the web [3].

Similar to compromises of the browser sandbox, from time to time the same-origin policy is partially broken. For example, in 2013 Paul Stone described an attack that used CSS and measurements of render times to leak the contents of an iFrame [38]. After disclosure of this flaw, the browser vendors worked with Stone and quickly addressed the issue. This is the advantage of relying on a security model actively supported by browsers: problems are quickly fixed.

Shadow DOM is the one approach that does not rely on a standard security model, but instead requires developers to modify the JavaScript environment to prevent websites from accessing the contents of a ShadowRoot. The dangers of this approach can be seen through a security analysis we conducted of ShadowCrypt. We downloaded the latest version of ShadowCrypt²³ and found two attacks that allowed web applications to read plaintext data stored in the secure overlays. The JavaScript to run these attacks and explanation of why they work are given in Figure 11

These attacks demonstrate two problems with relying on developers to add security to the Shadow DOM. First, it is difficult for developers to correctly identify all attack vectors and correctly close them (Figure 11 – Attack 1). Second, as browsers are updated, it is possible that new attack vectors are added, and developers must be constantly vigilant (Figure 11 – Attack 2).

JavaScript-based Cryptography. The iFrame, Shadow DOM, Greasemonkey, and standalone website strategies all rely upon cryptographic primitives implemented in JavaScript. There have been concerns that in certain cases JavaScript-based cryptography is untrustworthy [39]. These arguments reduce to two different concerns. First, if cryptography is being used because TLS is not trusted by

23. Version 0.3.3, released February 4, 2015.

Strategy	Browsers						Desktop OS			Mobile OS			Usability			Security Model
	Chrome	Firefox	IE	Opera	Safari	Others	Linux	Mac OS	Windows	Android	iOS	Windows	Integration	Non-standard Interfaces	No install	
iFrame + Standalone website	●	●	●	●	●	●	●	●	●	●	●	●	●	●	●	Same-origin
Accessibility + Standalone App	●	●	●	●	●	◐	○	◐	◐	◐	○	○	●	●	●	App Separation

TABLE 3. COMPARISON OF HYBRID STRATEGIES

```

1 var elements = document.
  querySelectorAll('[contentEditable
    ]');
2 for (var i = 0, len = elements.length
  ; i < len; i++) {
3   var newShadowRoot = elements[i].
    createShadowRoot();
4   newShadowRoot.innerHTML = '<shadow
    ></shadow>';
5   if (newShadowRoot.olderShadowRoot)
6     console.log(newShadowRoot.
      olderShadowRoot.querySelector(
        'textarea').value);
7 }

```

Attack 1. Steals content from ShadowCrypt elements by creating a new ShadowRoot and using it to access ShadowCrypt’s ShadowRoot. ShadowCrypt stores content in a Textarea and so we extract it from there. This attack is possible because ShadowCrypt deletes the Document.createShadowRoot function instead of the Document.prototype.createShadowRoot function.

```

1 var textArea = document.
  querySelectorAll('*::shadow
    textarea');
2 for (var i = 0, len = textArea.length
  ; i < len; i++) {
3   console.log(textArea[i].value);
4 }

```

Attack 2. Steals content from ShadowCrypt elements by using the ::shadow pseudo-selector. This attack is possible because ShadowCrypt does not filter the “::shadow” pseudo-selector. Due to frequent changes in the Shadow DOM specification, it is likely this selector did not exist when ShadowCrypt was implemented.

Figure 11. Attacks on ShadowCrypt

the website, then the website cannot guarantee that the JavaScript is delivered to the user’s browser unmodified. Second, if cryptography is being used to encrypt the data so that it is opaque to the website, then you cannot trust

the website to send you JavaScript that will encrypt this data.

Both of these are valid concerns, but are orthogonal to the strategies that use JavaScript-based cryptography. First, the strategies *do* trust TLS to correctly deliver the content-based encryption software. Second, the strategies *do not* trust the website, and that is precisely why the encryption software is separate from the website. Finally, except in the case of iFrames implemented using Bookmarklets, the cryptographic JavaScript code is only downloaded once, at installation (iFrame, Shadow DOM, Greasemonkey) or on first run (standalone website).

1.4. Hybrid Strategies. The comparison of implementation strategies shows that the iFrames and accessibility strategies best match our goals of retrofitting the web with content-based encryption. Still, both of these approaches struggle with non-standard interfaces. To address this, we suggest that each of these strategies be modified to fall back to a standalone strategy when users encounter a non-standard interface that the system was unable to overlay. We pair strategies that have the same security model: i.e., iFrame + standalone website (same-origin) and Accessibility + standalone app (browser sandbox). The capabilities of these new hybrid approaches are summarized in Table 3.

Using the hybrid strategies, a bookmarklet implementation of iFrames can protect websites that don’t employ CSP, and for those websites that do use CSP, the implementation can fall back to the standalone website. This standalone website could be displayed in either a new window or tab. Alternatively, when a user encounters a non-standard interface that is not overlaid, they could click a button to launch the standalone website. This allows iFrames to fully support mobile platforms without using a proxy application. Additionally, this means that the no-install implementation of iFrames (i.e., bookmarklets) is available for all browsers and platforms.

1.5. Best Strategy. Based on our goal of retrofitting the web with content-based encryption, the hybrid strategy **iFrames + standalone website** is the best strategy. It works with all current browsers and platforms, both mobile and desktop. Furthermore, in most situations it provides tight integration with websites, but can fall back

to a standalone website when non-standard interfaces are encountered. Moreover, using bookmarklets, this strategy can be run on systems where the user does not have install permissions.

2. Implementation

In this section, we describe in greater depth the technical implementation of MessageGuard.

2.1. Front End. When initialized, the front end immediately scans the page using the documents `querySelectorAll` and a `TreeWalker`. After this initial scan, changes to the page are tracked using a single `MutationObserver` and only elements that have been modified are scanned. This process allows MessageGuard to have a minimal effect on page load times and application execution.

Where possible, the front end uses the Shadow DOM to position overlays (i.e., styling, not security). When the Shadow DOM is unavailable, as is the case in most browsers, we instead set the overlay's style to match the position and size of the overlaid element, and then set the overlaid element's `display` style to `none`. This alternative approach has some potential to interfere with the underlying application (e.g., `:nth-child()`) and is not as desirable as using the Shadow DOM.

2.2. Cryptography. Where ever possible stark2009symmetric used Node.js's Crypto library. For functionality not provided by this library, we used the Stanford Javascript Crypto Library [40] (SJCL). The only cryptographic primitives that we had to develop ourselves were for the implementation of Boneh-Boyen IBE. This was necessary as there no publicly available implementations IBE that were suitable for inclusion in MessageGuard.

2.3. Browser Extension. We developed the MessageGuard browser extension using Kango, a cross-browser extension framework. Kango packages MessageGuard and makes it available as a browser extension for Chrome, Firefox,

Opera, and Safari. Within a browser extension, the front end is injected into a web application before the web application is loaded. The overlays, packager, and key management components operate within the extension's trusted origin, protecting them from the web application.

In Safari, browser extensions are subject to the Content Security Policy (CSP), which prevents MessageGuard from functioning on sites that set a `frame-src` CSP attribute. Until March 10 of this year, the CSP specification explicitly disallowed applying CSP policies to extensions and bookmarklets, but the language has since been weakened to allow browsers to choose whether CSP protections apply to extensions and bookmarklets [41]. Since Safari's broken functionality existed before March 10 and because all other browsers exempt extensions from CSP, we believe it is likely Safari will eventually exempt extensions as well.

2.4. Bookmarklet. Bookmarklets are user scripts that are stored as browser bookmarks. When a user clicks a bookmarklet, the associated script is executed on the current page. We have implemented MessageGuard so that it can be executed from a bookmarklet. This is helpful since mobile browsers do not currently support extensions but do support bookmarklets.

The browser extension and bookmarklets share the same codebase and are nearly identical. The only significant difference is that MessageGuard's components are hosted from a standard web origin (e.g., <https://messageguard.com>) instead of the local extension origin. If MessageGuard's origin was compromised, it would be possible for an attacker to inject malicious scripts into user's browsers. To help mitigate this, we recommend that MessageGuard's bookmarklet be hosted on an origin with no other responsibilities, allowing this origin to be significantly locked down.

Bookmarklets are not currently exempted from CSP protections, but this has already been marked as a bug in Chromium²⁴ and Firefox.²⁵

24. <https://code.google.com/p/chromium/issues/detail?id=233903>

25. https://bugzilla.mozilla.org/show_bug.cgi?id=866522