

# Low mass binary neutron star mergers : gravitational waves and neutrino emission

Francois Foucart,<sup>1</sup> Roland Haas,<sup>2</sup> Matthew D. Duez,<sup>3</sup> Evan O'Connor,<sup>4</sup> Christian D. Ott,<sup>5</sup> Luke Roberts,<sup>5</sup> Lawrence E. Kidder,<sup>6</sup> Jonas Lippuner,<sup>5</sup> Harald P. Pfeiffer,<sup>7,8</sup> and Mark A. Scheel<sup>5</sup>

<sup>1</sup>*Lawrence Berkeley National Laboratory, 1 Cyclotron Rd, Berkeley, CA 94720, USA*

<sup>2</sup>*Max-Planck-Institut für Gravitationsphysik, Albert-Einstein-Institut, D-14476 Golm, Germany*

<sup>3</sup>*Department of Physics & Astronomy, Washington State University, Pullman, Washington 99164, USA*

<sup>4</sup>*Department of Physics, North Carolina State University, Raleigh, North Carolina 27695, USA*

<sup>5</sup>*TAPIR, Walter Burke Institute for Theoretical Physics, MC 350-17, California Institute of Technology, Pasadena, California 91125, USA*

<sup>6</sup>*Center for Radiophysics and Space Research, Cornell University, Ithaca, New York, 14853, USA*

<sup>7</sup>*Canadian Institute for Theoretical Astrophysics, University of Toronto, Toronto, Ontario M5S 3H8, Canada*

<sup>8</sup>*Canadian Institute for Advanced Research, 180 Dundas St. West, Toronto, ON M5G 1Z8, Canada*

Neutron star mergers are among the most promising sources of gravitational waves for advanced ground-based detectors. These mergers are also expected to power bright electromagnetic signals, in the form of short gamma-ray bursts, infrared/optical transients powered by r-process nucleosynthesis in neutron-rich material ejected by the merger, and radio emission from the interaction of that ejecta with the interstellar medium. Simulations of these mergers with fully general relativistic codes are critical to understand the merger and post-merger gravitational wave signals and their neutrinos and electromagnetic counterparts. In this paper, we employ the Spectral Einstein Code (SpEC) to simulate the merger of low-mass neutron star binaries (two  $1.2M_{\odot}$  neutron stars) for a set of three nuclear-theory based, finite temperature equations of state. We show that the frequency peaks of the post-merger gravitational wave signal are in good agreement with predictions obtained from recent simulations using a simpler treatment of gravity. We find, however, that only the fundamental mode of the remnant is excited for long periods of time: emission at the secondary peaks is damped on a millisecond timescale in the simulated binaries. For such low-mass systems, the remnant is a massive neutron star which, depending on the equation of state, is either permanently stable or long-lived (i.e. rapid uniform rotation is sufficient to prevent its collapse). We observe strong excitations of  $l = 2$ ,  $m = 2$  modes, both in the massive neutron star and in the form of hot, shocked tidal arms in the surrounding accretion torus. We estimate the neutrino emission of the remnant using a neutrino leakage scheme and, in one case, compare these results with a gray two-moment neutrino transport scheme. We confirm the complex geometry of the neutrino emission, also observed in previous simulations with neutrino leakage, and show explicitly the presence of important differences in the neutrino luminosity, disk composition, and outflow properties between the neutrino leakage and transport schemes.

PACS numbers: 04.25.dg, 04.40.Dg, 26.30.Hj, 98.70.-f

## I. INTRODUCTION

Compact binary mergers, including binary neutron stars (BNS), binary black holes (BBH), and neutron star-black hole (NS-BH) mergers are the primary targets of ground based gravitational wave detectors such as Advanced LIGO [1], Advanced VIRGO [2], and KAGRA [3]. In the presence of at least one neutron star, the merger may also be accompanied by bright electromagnetic emission, whose detection can provide valuable complementary information on the properties of the source, help characterize the merger environment, and provide better localization than available from the gravitational wave signal alone (see e.g. [4] for a review). Two of the most promising such counterparts are short gamma-ray bursts (SGRBs) [5–8] and radioactively powered transients originating from r-process nucleosynthesis in the neutron-rich matter ejected by the merger [9–13]. The latter would most likely peak in the infrared about a week after merger [13–15]. It could also result in the production of many of the heavy elements ( $A \gtrsim 90$ ) whose origin remains poorly understood today [11, 16, 17]. Finally, the ejecta could power long duration radio emission as it interacts with the interstellar medium.

Numerical simulations of these mergers play an important role in the efforts to model the gravitational wave signal, pre-

dict the properties of its electromagnetic counterparts, and estimate the production of various elements. In this work, we focus on the outcome of BNS mergers. The simulation of BNS mergers with general relativistic hydrodynamics codes has now been possible for about 15 years [18]. Nevertheless, and despite continuous improvements, current codes have not yet reached the accuracy required to model the gravitational wave signal at the level required to extract as much information as possible from upcoming experiments (see e.g. [19]). Additionally, most codes do not take into account all of the physics relevant to the evolution of the post-merger remnant, including at least a hot nuclear-theory based equation of state, a neutrino transport scheme accounting for neutrino-matter and neutrino-neutrino interactions [20, 21], and the evolution of the magnetic fields with a high enough resolution to resolve the growth of magnetohydrodynamics (MHD) instabilities [22, 23].

Many recent simulations have taken steps toward an improved treatment of all relevant physics, and a better coverage of the available parameter space of BNS configurations. Fully general relativistic simulations of the merger of two  $1.35M_{\odot}$  neutron stars with an approximate neutrino transport scheme, but no magnetic fields [20], have shown that neutrino-matter interactions can lead to the ejection of material with a broad

distribution of temperature and composition, leading to the production of elements with abundances compatible with solar system observations [17]. The study of a similar merger at an unprecedented resolution with ideal MHD but using a simpler equation of state and no neutrinos [22] demonstrated multiple mechanisms for the growth of magnetic field in global simulations of mergers – although, even at the highest resolution currently achieved, the amplification of the magnetic field in the shear region between the two merging neutron stars is not resolved [23], and the unresolved growth of magnetic field in that region could be very significant [23, 24]. Lower resolution simulations including *resistive* MHD have shown that deviations from ideal MHD have a relatively modest effect on the evolution of the post-merger remnant [25]. With or without resistivity, Dionysopoulou et al. [25] also find low-density, magnetically dominated outflow regions which may lead to the formation of a relativistic jet. The combined effect of ideal MHD with a subgrid model for the growth of the magnetic field, and a simple neutrino cooling scheme has also been investigated [26, 27]. These results suggest that the growth of strong magnetic field could influence the mass and properties of the outflows, and the dynamics of the post-merger remnant.

Large parameter space studies without microphysics [28–33] have also greatly improved our understanding of the general properties of the post-merger remnant. If the post-merger remnant collapses to a black hole, the relevant timescale for that collapse can be estimated from the total mass of the binary. Order of magnitude estimates are available for the mass ejection from the merger, and we are beginning to understand the main features of the post-merger gravitational wave signal. More exotic merger scenarios, leading to more extreme mass ejection, merger results, and orbital evolution have also been investigated, including eccentric binaries [34, 35], and binaries with rapidly rotating neutron stars [36–40]. Finally, a large number of simulations have also been performed using approximate treatments of gravity, producing useful predictions for the properties of the post-merger gravitational wave signal [41, 42], as well as the long term evolution of the post-merger remnant [43–47]. All of these, and many more earlier results, provide us with a growing understanding of the behavior of neutron star mergers (see also [48–50] for reviews of earlier results), but certainly do not yet draw a complete picture.

In this paper, we focus on an often neglected portion of the parameter space in general relativistic simulations: neutron star binaries at the very low end of the expected mass distribution [51]. We consider two  $1.2M_{\odot}$  neutron stars, and evolve them using the SpEC code [52], a set of three different hot, nuclear theory based equations of state, and either a neutrino cooling scheme or a gray two-moment neutrino transport scheme capable of properly taking into account neutrino-matter interactions [21]. A similar system has been evolved using ideal MHD and a simpler equation of state (leading, in particular, to an unrealistically large neutron star radius) in [24], with the aim to study the growth of magnetic field, and with similar equations of state but approximate gravity and no neutrinos in [53]. Nuclear theory-based equations of state and a neutrino cooling scheme have also recently been

used for higher mass systems in [26, 27], providing us with a useful point of comparison for many of the qualitative features observed in our simulations. The post-merger gravitational wave signal can also be compared to numerical results using nuclear theory-based equations of state but an approximate treatment of gravity [41, 42].

We describe our numerical methods in Sec. II, and initial conditions in Sec. III. Our simulations allow us to address a number of important questions. First, in Sec. IV, we study the post-merger gravitational wave signal of low-mass BNS systems with hot nuclear-theory based equations of state. This allows us to compare our results with predictions coming from simulations using a more approximate treatment of gravity. Those simulations found clearly marked peaks in the gravitational wave signal at frequencies easily connected with the neutron star equation of state [41, 42]. We can also compare our results to differing predictions coming from general relativistic simulations using simpler equations of state and more massive neutron stars [31, 32]. The post-merger signal is expected to depend on the equation of state of the neutron star, and its qualitative properties vary with the total mass of the system. Thus, our results using general relativistic simulations, a nuclear-theory based equations of state, and low-mass neutron stars usefully complement existing studies in general relativity [29, 31, 32] and approximate gravity [42].

Second, in Sec. V, we study the qualitative features of the remnant: its density, temperature, composition, rotation profile, and the excitation of  $l = 2$ ,  $m = 2$  mode in the post-merger neutron star and the accretion torus. We compare our results with simulations of higher mass systems using a similar level of physical detail [27].

Third, in Sec. VI, we analyze neutrino emission, and for the simulation in which a transport scheme is used, directly assess the impact of using the simpler neutrino cooling method, determine the changes in composition due to neutrino-matter interactions, and estimate how these changes affect the properties of the outflows (Sec. VII). This is the first time that such a comparison is possible in binary neutron star mergers (we already performed a similar study on the accretion disk formed in a NS-BH merger [21]). This provides us with better insights into the limits of the simple cooling scheme. We can also qualitatively compare our results with the small set of existing neutron star merger simulations using a similar neutrino transport scheme [20].

## II. NUMERICAL METHODS

### A. Evolution equations

We evolve Einstein’s equations and the general relativistic equations of ideal hydrodynamics using the Spectral Einstein Code (SpEC) [52]. SpEC evolves those equations on two separate grids: a pseudospectral grid for Einstein’s equations, written in the generalized harmonic formulation [54], and a finite volume grid for the general relativistic equations of hydrodynamics, written in conservative form. The latter makes use of an approximate Riemann solver (HLL [55])

and high-order shock capturing methods (fifth order WENO scheme [56, 57]), resulting in a second-order accurate evolution scheme. For the time evolution, we use a third-order Runge-Kutta algorithm. Finally, after each time step, the two grids communicate the required source terms, using a third-order accurate spatial interpolation scheme. Those source terms are the metric and its derivatives (from the pseudospectral grid to the finite volume grid) and the stress-energy tensor of the fluid (from the finite volume grid to the pseudospectral grid). In our current scheme, the radiation stress-energy tensor does not self-consistently feed back onto the evolution of Einstein's equations. Direct measurements of the energy in the neutrino sector shows that the radiation energy density is everywhere negligible as far as gravitational interactions are concerned. The neutrino stress-energy tensor is, however, fully coupled to the general relativistic equations of hydrodynamics. More details about these numerical methods can be found in [58, 59].

While the GR-hydrodynamics in SpEC was largely developed for the evolution of NS-BH mergers, most of the algorithm carries over to the evolution of binary neutron star mergers. The main differences are in the choice of the evolution gauge, and in the grid structure (Sec. II B). In the generalized harmonic formalism, the evolution of the coordinates follows the wave equation

$$g_{ab}\nabla^c\nabla_c x^b = H_a(\mathbf{x}), \quad (1)$$

where  $g_{ab}$  is the spacetime metric, and  $H_a(\mathbf{x})$  an arbitrary function. Before merger, we make the choice

$$H_a(x_c^i, t) = H_a(x_c^i, 0) \exp\left(-\frac{t^2}{\tau^2}\right), \quad (2)$$

with  $\tau = \sqrt{d_0^3/M}$ ,  $d_0$  the initial separation, and  $M$  the total mass of the binary at infinite separation. Here,  $x_c^i$  are the comoving spatial coordinates (which follow the rotation and inspiral of the binary) and  $H_a(x_c^i, 0)$  are the value of  $H_a$  at the initial time, chosen so that  $\partial_t \alpha(x_c^i, t) = \partial_t \beta^i(x_c^i, t) = 0$ . The lapse  $\alpha$  and shift  $\beta^i$  are obtained from the standard 3+1 decomposition of the metric,

$$g_{ab} = -\alpha^2 dt^2 + \gamma_{ij}(dx^i + \beta^i dt)(dx^j + \beta^j dt), \quad (3)$$

where  $\gamma_{ij}$  is the 3-metric on a slice of constant  $t$ . After a transient on the timescale  $\tau$ , the gauge settles into the "harmonic gauge"  $H_a = 0$  (see [60] for a discussion of the uses of that gauge). During merger, we instead transition to the "damped harmonic" gauge condition [61],

$$H_a^{\text{DH}} = \left[ \log\left(\frac{\sqrt{\gamma}}{\alpha}\right) \right]^2 \left[ \frac{\sqrt{\gamma}}{\alpha} t_a - \gamma_{ai} \frac{\beta^i}{\alpha} \right], \quad (4)$$

where  $\gamma$  is the determinant of the 3-metric  $\gamma_{ij}$ . We do this according to

$$H_a(t) = H_a^{\text{DH}} \left[ 1 - \exp\left(-\frac{(t - t_{\text{DH}})^2}{\tau_m^2}\right) \right], \quad (5)$$

with  $t_{\text{DH}}$  the time at which we turn on the damped harmonic gauge, discussed in Sec. II B, and  $\tau_m = 100M$ .

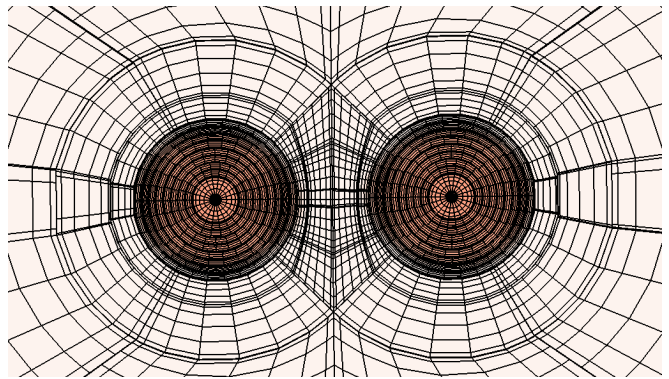


FIG. 1. Equatorial cut of the pseudospectral grid just before the two neutron stars get into contact. The color scale shows the baryon density (logarithmic scale).

We choose  $H_a$  based on what we found most efficient in NS-BH mergers, in terms of the resolution required to reach a given accuracy. There, we find that the harmonic gauge is a better choice for the evolution of neutron stars during inspiral. The damped harmonic gauge, on the other hand, is favored for the evolution of black holes and for very dynamical spacetimes. For the collapse of a merger remnant into a black hole, different gauge choices are necessary (R. Haas et al., in prep.). However, we do not have to take this into consideration here, since the low-mass systems that we study do not collapse to a black hole within the duration of the simulation.

## B. Grid setup

Before the two neutron stars enter into contact, the pseudospectral grid on which we evolve Einstein's equations takes advantage of the approximate spherical symmetry in the neighborhood of each star, and in the far-field region. The evolved spatial slice is decomposed into two small balls around the center of each neutron star, sets of spherical shells around each star and in the far-field region, and distorted cubes to connect the three spherically symmetric regions. The grid decomposition used in our simulations is pictured in Fig. 1. The inner ball is expanded into Zernike polynomials [62, 63], the shells into Chebyshev polynomials (in radius) and spherical harmonics (in angle), and the distorted cubes into Chebyshev polynomials. The grid follows the centers of the neutron stars, defined as the center of mass of the matter in the  $x < 0$  and  $x > 0$  half planes, through a simple rotation and scaling of the grid coordinates.<sup>1</sup>

We maintain this grid decomposition for the evolution of Einstein's equations up to the point at which the maximum

<sup>1</sup> Here and in the rest of the paper, the center of mass is defined in the coordinates of the simulation, and is clearly a gauge-dependent quantity. It is, however, a convenient quantity to use to define the map between the grid and physical coordinates and keep the neutron stars approximately fixed on the grid.

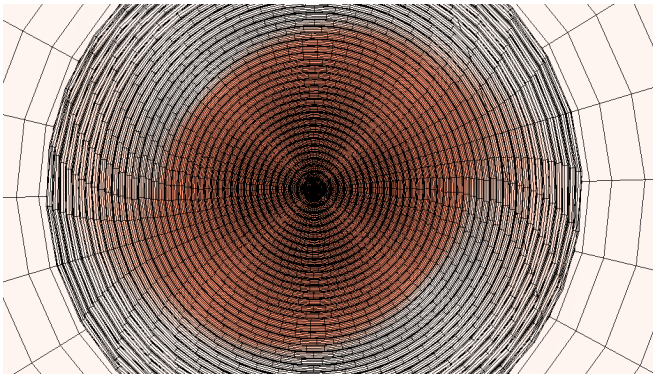


FIG. 2. Equatorial cut of the pseudospectral grid just after the change to a grid centered on the post-merger neutron star remnant. The color scale shows the baryon density (logarithmic scale).

density on the grid increases beyond the low-level oscillations observed during the inspiral. This rise in the density signifies the transition from two well-separated neutron star cores to a single, more massive object. At that point, we switch to a grid which is fully centered on the coordinate center of mass of the system. This grid, pictured in Fig. 2, is made of a ball at the origin of the coordinate system, surrounded by 59 spherical shells extending to the outer edge of the computational domain. Both before and after merger, the outer boundary is located at  $40d_0$ , with  $d_0$  the initial separation of the binary. For the configurations considered here, the outer boundary is thus at a coordinate radius of  $400M - 435M \sim (1400 - 1530)$  km.

Both before and after merger, the resolution on the pseudospectral grid is chosen adaptively, in order to reach a target accuracy estimated from the convergence of the spectral expansion of the solution [59, 64]. As in NS-BH mergers, our standard choice is to request a relative error of  $10^{-4}$  in most of the computational domain, with a smooth transition to  $10^{-5}$  close to the center of each of the neutron stars before the neutron stars get into contact (see [59, 64] for more detail on how this is computed in practice). Larger and lower truncation errors can be imposed for convergence tests, chosen in order to converge faster than the expected second-order convergence of the finite volume code.

The finite volume grid on which we evolve the general relativistic equations of hydrodynamics is very simple. Before the two neutron stars get into contact, it is composed of two cubes, each with  $96^2 \times 48$  cells each and centered on one neutron star. The lower number of cells in the vertical dimension is due to the assumption of equatorial symmetry before merger. The initial extent of the boxes is listed for each simulation in Table I – it is chosen to cover a little more than the original size of the neutron star. In the coordinate system comoving with the neutron star centers, the neutron stars expand as the binary inspirals. To avoid losing matter to the outer boundary of the finite volume grid, we expand the grid by 4.5% every time the flux of matter across the outer boundary exceeds  $0.015 M_\odot s^{-1}$ . As the inspiral lasts less than 10 ms, this implies a mass loss well below  $10^{-4} M_\odot$  before merger.

As the two neutron stars approach each other, the two finite

volume boxes will eventually get into contact. During merger, we would like to follow the forming massive neutron star remnant, the tidal tails, the accretion disk, and any ejected material. We switch to a finite volume grid centered on the forming remnant and with 2–3 levels of refinement. Each level has, at our standard resolution,  $200^2 \times 100$  cells, with the finest grid spacing listed in Table I and each coarser level increasing the grid spacing by a factor of 2. The lower number of cells in the vertical direction now reflects the fact that the remnant is less extended in that direction, and thus that we do not need the finest grid to extend as far vertically as horizontally. During merger, we no longer assume equatorial symmetry. This numerical resolution, although insufficient to capture the evolution of magnetic fields [22, 23], has been shown to be sufficient to obtain reasonable accuracy in purely hydrodynamic simulations [27]. We estimate the errors by performing a simulation with  $256^2 \times 128$  cells at each refinement level during merger ( $122^2 \times 61$  during the inspiral). These error estimates will be discussed along the relevant results in the remainder of this paper.

For these first simulations of neutron star mergers with microphysics and a neutrino leakage scheme in SpEC, we only use two levels of refinement during merger. This is far from ideal, as it allows us to follow material only up to slightly more than 100 km from the central remnant (50 km in the vertical direction). The reason for this choice is simply to keep the simulations computationally affordable. With two levels of refinement, the mergers use about 500 cores for 16–20 days, or about 200,000 CPU-hours. Although not particularly large compared to some of the most advanced general relativistic magnetohydrodynamics simulations performed to date [22, 23, 27], this reaches the limits of our computational resources. An important part of this work is to demonstrate the ability of the SpEC code to perform BNS mergers with microphysics, and to run efficiently on a larger number of cores than used in previous studies (we typically use  $\sim 50 - 100$  cores for NS-BH mergers). With our relatively small finite volume grid, we can follow the formation of the post-merger neutron star remnant. We can also extract the characteristics of the remnant and of the surrounding accretion disk, observe the gravitational wave signal<sup>2</sup>, and study neutrino effects. The mass of the outflows, on the other hand, is very approximate.

For the simulation using neutrino transport, we are however more interested in the properties of the outflows. And the composition of the ejected matter varies as it moves away from the disk, due to neutrino absorption. Accordingly, for that simulation, we choose to use a third level of refinement (i.e. we make the grid twice as large).

### C. Neutrino treatment

Most simulations presented here are performed using a leakage scheme to capture the cooling and composition evo-

<sup>2</sup> The pseudospectral grid on which we evolve Einstein’s equation extends to much larger distances.

lution of the post-merger remnant due to neutrino emission. Our leakage scheme is described in more detail in [65, 66], and is based on previous work in Newtonian theory [67, 68] and core-collapse supernovae [69]. Effectively, it is a prescription for the energy and number of neutrinos leaving a given point of the remnant as a function of the local properties of the fluid and the optical depth between that point and the outer boundary of the computational domain (computed as in [26]). The leakage scheme computes two rates of emission: a free-emission rate, which only depends on the local properties of the fluid and is valid in the optically thin regime, and an approximate, steady state diffusion rate which depends on the optical depth and is accurate within an order of magnitude in the optically thick regime. In regions of moderate optical depth, an interpolation formula between those two emission rates is used by the leakage scheme. For the emission and absorption rates, we use the values derived by Rosswog & Liebendorfer [67] for the charged-current reactions (which only affect electron neutrinos and antineutrinos),

$$p + e^- \leftrightarrow n + \nu_e, \quad (6)$$

$$n + e^+ \leftrightarrow p + \bar{\nu}_e, \quad (7)$$

electron/positron pair creation and annihilation,

$$e^+ + e^- \leftrightarrow \nu + \bar{\nu}, \quad (8)$$

and plasmon decay,

$$\gamma \leftrightarrow \nu + \bar{\nu}. \quad (9)$$

We also use the rates of Burrows et al. [70] for nucleon-nucleon Bremsstrahlung

$$N + N \leftrightarrow N + N + \nu + \bar{\nu}. \quad (10)$$

Finally, we use the rates of Rosswog & Liebendorfer [67] for the scattering of neutrinos on protons, neutrons and heavy nuclei.

To determine the errors in the leakage scheme and obtain more accurate information about neutrino effects, we also perform a single simulation using a more advanced neutrino transport method. We use the moment formalism, in which the energy-integrated (gray) energy density and momentum density of neutrinos is evolved on the grid [71–73]. An analytical closure (M1) is then used to compute the neutrino pressure tensor and close the system of equations. The details of our M1 algorithm can be found in [21]. Beyond providing more accurate results and information about the spatial distribution of neutrinos, the transport scheme also allows us to take into account the absorption of neutrinos and antineutrinos in low-density regions, which strongly affects the composition of the fluid, and particularly of the disk and ejecta. These effects were shown to be significant in black hole-neutron star mergers [21]. By explicitly comparing leakage and transport results, we will show here that using a transport scheme is also critical for extracting the composition of the ejecta of binary neutron star mergers. So far, only a few simulations have used a similar transport scheme for neutron star mergers [17, 20]. The transport scheme used in [17, 20] could, however, differ significantly from our algorithm in optically thick regions.

Indeed, it relies partially on rates from the leakage scheme to compute the evolution of the component of the neutrino stress-energy tensor which is not trapped by the fluid. We instead evolve both the trapped and non-trapped components of the neutrino stress-energy tensor together within the moment formalism (but rely on the leakage scheme to estimate the average energy of neutrinos in optically thin regions [21]).

For both neutrino schemes, we consider three separate neutrino species: the electron neutrinos  $\nu_e$ , electron antineutrinos  $\bar{\nu}_e$ , and a third species regrouping all heavy-lepton neutrinos and antineutrinos ( $\nu_\mu, \bar{\nu}_\mu, \nu_\tau, \bar{\nu}_\tau$ ), which we denote  $\nu_x$ . Grouping all heavy-lepton neutrinos and antineutrinos in one species is justified in our simulations because the temperatures reached in BNS mergers are low enough to suppress the formation of the corresponding heavy leptons. Thus, we do not have to take into account the charged-current reactions with muon and tau leptons which would require us to differentiate between the four species regrouped in  $\nu_x$ .

### III. INITIAL CONDITIONS AND EQUATIONS OF STATE

We obtain quasi-equilibrium initial conditions for neutron star binaries by solving the constraints in Einstein's equations using the spectral elliptic solver Spells [74]. The algorithm used to generate initial data for BNS is similar to that previously developed for NS-BH binaries [75], and spinning neutron star binaries [40], and will be discussed in more detail in an upcoming paper (Haas et al., in prep). We consider three different physical configurations. Their main properties are listed in Table I. In each case, the two neutron stars have equal gravitational masses in isolation,  $M_{\text{NS}} = 1.2M_\odot$ , chosen to probe the low-end of the expected mass distribution function of neutron stars in compact binaries [51]. The neutron stars are initially non-spinning, and on low eccentricity orbits: our initial data solver generates binaries with eccentricities of a few percents. Lower eccentricities can be achieved through an iterative procedure requiring the evolution of the system for 2-3 orbits in each iteration [76]. However, this procedure would not perform well at the small initial separations considered here.

We consider three different, tabulated, temperature dependent nuclear-theory based equations of state, obtained from [www.stellarcollapse.org](http://www.stellarcollapse.org) (see [69] for a description of the tabulated equations of state). These equations of state are SFHo [77], DD2 [78], and LS220 [79]. All three were initially constructed with the objective to satisfy the known theoretical and experimental constraints from nuclear physics, although the LS220 equation of state is now incompatible with some recent results [80]. All three equations of state can support neutron stars with  $M_{\text{NS}} \gtrsim 2M_\odot$ , as required by astronomical observations [81, 82]. The mass-radius relationships for these equations of state are provided on Fig. 3 for cold, neutrinoless  $\beta$ -equilibrium neutron stars. The radii seen on Fig. 3 for  $1.2M_\odot$  neutron stars are within the range deemed most likely by studies incorporating information about both nuclear physics and astrophysical observations of neutron stars in quiescent X-ray binaries [83, 84]. A different analysis of the



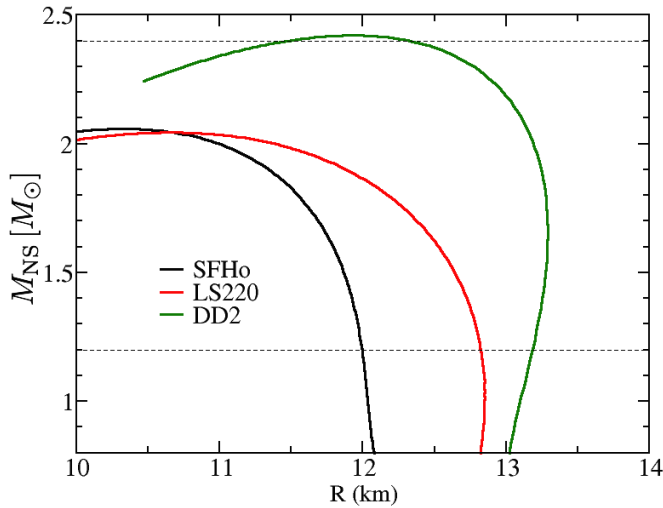


FIG. 3. Mass radius relationships for the three equations of state considered here, for cold neutron stars in neutrino-less  $\beta$ -equilibrium. Horizontal dashed lines are provided at the initial mass of the individual neutron stars ( $1.2M_{\odot}$ ) and total mass of the binaries ( $2.4M_{\odot}$ ) considered here.

TABLE I. Initial conditions and grid settings for the binary neutron star mergers studied here. “EoS” is the equation of state of the neutron star matter,  $R_{\text{NS}}^{1.2M_{\odot}}$  the radius of a neutron star of gravitational mass  $M_{\text{NS}} = 1.2M_{\odot}$ ,  $M_b^{1.2M_{\odot}}$  the baryonic mass of the same neutron star,  $\kappa_2^{1.2M_{\odot}}$  is the tidal coupling constant (see text and e.g. [86])<sup>a</sup>,  $d_0$  the initial coordinate separation,  $\Delta x_{\text{FD}}^{t=0}$  the initial coordinate grid spacing on the finite volume grid, and  $\Delta x_{\text{FD}}^{\text{merger}}$  the grid spacing in the finite volume grid used after the formation of a supermassive neutron star.

EoS	$R_{\text{NS}}^{1.2M_{\odot}}$	$M_b^{1.2M_{\odot}}$	$\kappa_2^{1.2M_{\odot}}$	$d_0$	$\Delta x_{\text{FD}}^{t=0}$	$\Delta x_{\text{FD}}^{\text{merger}}$
LS220	12.8 km	1.309	271	35.2 km	252 m	306 m
LS220	12.8 km	1.309	271	35.2 km	198 m	234 m
DD2	13.2 km	1.295	307	36.6 km	277 m	322 m
SFHo	12.0 km	1.303	164	38.3 km	249 m	276 m

<sup>a</sup> The authors thank Jan Steinhoff for providing the values of  $\kappa_2$  for these equations of state.

same astrophysical data however predicts significantly more compact neutron stars [85], and the physical compactness of neutron stars remains an important open question today. Before merger, the binaries considered here go through 2.5 (LS220), 3 (DD2) and 4.5 (SFHo) orbits.

The stiffest equation of state, DD2, has a maximum mass above  $2.4M_{\odot}$  even for cold, non-rotating neutron stars. The merger of two  $1.2M_{\odot}$  neutron stars will thus result in a stable remnant. For the other two equations of state, the merger remnant will eventually collapse into a black hole. We will see that a massive neutron star remnant does, however, survive for at least 10 ms after the merger. Note that the maximum baryon mass of a cold, uniformly rotating neutron star (as determined from mass-shedding sequences generated by the code of Cook, Shapiro, and Teukolsky [87, 88]) is  $2.83M_{\odot}$

for the LS220 equation of state,  $2.86M_{\odot}$  for the SFHo equation of state, and  $3.45M_{\odot}$  for the DD2 equation of state. The total baryon masses of the systems under consideration are  $2.62M_{\odot}$  (LS220),  $2.61M_{\odot}$  (SFHo), and  $2.59M_{\odot}$  (DD2). Hence, for the LS220 and SFHo equations of state, the relevant timescale for the remnant to collapse to a black hole is the pulsar spin-down timescale, which is much longer than the timescales relevant to the study of BNS mergers or of the immediate post-merger remnant evolution (see also [89] for a more detailed discussion of the fate of the post-merger remnant in BNS systems).

## IV. GRAVITATIONAL WAVES

We extract the gravitational wave signal from the simulations following the method presented by Boyle & Mroue [90]: the gravitational waves are extracted on coordinate spheres at 24 radii equally spaced in  $r^{-1}$  within the range [140, 1325] km. We then extrapolate the signal to infinity by fitting the finite-radius data with a second-order polynomial in  $r^{-1}$ . For the extrapolation, we use finite radius values at the same retarded time (as defined in [90]), to account for the finite propagation speed of gravitational waves. The extrapolation error can be estimated by comparing fits of different polynomial order to the finite radius data.

### A. Inspiral and tidal effects

The purpose of this work is to study the merger and post-merger dynamics of neutron star binaries. The simulations performed here are generally too short to perform detailed studies of the gravitational waveform during inspiral. We will focus more on the post-merger signal in the next section. Qualitatively, however, we see that the late inspiral proceeds as expected. Figure 4 shows the dominant mode of the gravitational wave signal, approximately matched in time and phase at the beginning of the LS220 simulation. We see that neutron stars with larger radii (LS220, DD2) inspiral faster than neutron stars with small radii (SFHo), and merge at a lower frequency. The first effect is due to stronger tidal dissipation for neutron stars of larger radii. Tides cause a phase difference in the gravitational wave signal proportional to the tidal coupling constant  $\kappa_2$  (see Table II), which is strongly correlated with the radius of the neutron star. The tidal coupling constant is, for an equal mass binary,  $\kappa_2 = k_2/(8C_{\text{NS}}^5)$  with  $C_{\text{NS}} = GM_{\text{NS}}/(R_{\text{NS}}c^2)$  the compactness of an isolated neutron star, and  $k_2$  the dimensionless Love number. The second effect is due to the fact that the merger frequency depends on the size of the individual neutron stars, with more compact neutron stars merging at higher frequencies.

### B. Post-Merger gravitational wave signal

The post-merger signal provides more useful information. Previous studies have shown that the gravitational wave spec-

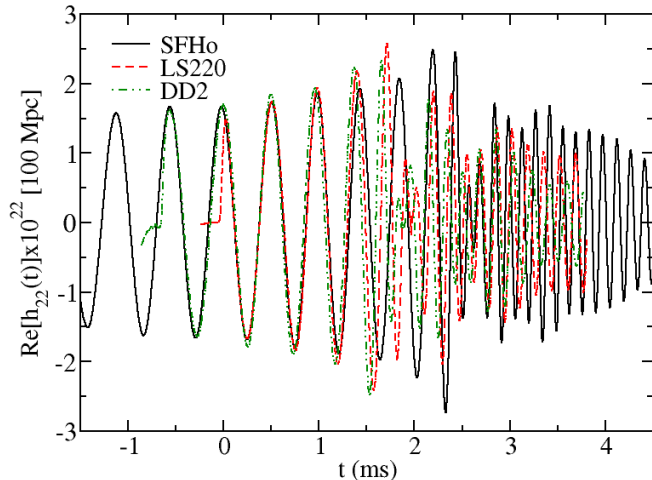


FIG. 4. Dominant (2,2) mode of the gravitational wave strain for all three configurations, at 100 Mpc from the source. The simulation with the stiffest equation of state (DD2) shows the fastest inspiral. As opposed to other figures in this paper, we show the waveforms extrapolated to infinity, which explains the short length of the post-merger waveform.

trum of the post-merger remnant of a neutron star binary shows clear peaks at frequencies dependent on the equation of state of the neutron star [29, 31, 32, 36, 41, 53, 91–96]. The strongest of those peaks ( $f_{\text{peak}}$ ) occurs at the frequency of the fundamental quadrupole mode of the remnant. Recently, Bauswein & Stergioulas [42] have associated the two largest potential secondary peaks with rotating spiral structures in the remnant ( $f_{\text{spiral}}$ ), and a coupling between the fundamental quadrupole mode and quasi-radial oscillations in the remnant ( $f_{2-0}$ ). They also provide a fitting formula for the location of those peaks, based on simulations using an approximate treatment of gravity. These simulations assume that the metric is conformally flat, an assumption which can accommodate exactly non-spinning, isolated black holes and neutron stars, but not spinning compact objects or binary systems. In recent simulation of BNS mergers for  $1.35M_{\odot}$  neutron stars, with a general relativistic code and nuclear-theory based equations of state, Palenzuela et al. [27] find deviations of  $\sim 0.1 - 0.3$  kHz from the fits for  $f_{\text{peak}}$  and  $f_{\text{spiral}}$  provided in [42]. A minor peak is sometimes also found close to the predicted location of  $f_{2-0}$ , but other features of similar amplitudes are also found at other frequencies.

The spectra of the (2, 2) mode of the gravitational wave signals observed in our simulations are shown in Fig. 5. For all equations of state, emission at the fundamental mode is clearly visible. A number of secondary peaks are also observed. The post-merger signals are weak when compared, for example, to the design sensitivity of the Advanced LIGO detector: a very close event is required in order to detect the post-merger signal [98]. In Table II, the frequencies of the fundamental and strongest secondary peaks are compared with theoretical predictions. For the fundamental mode we use the fitting formula

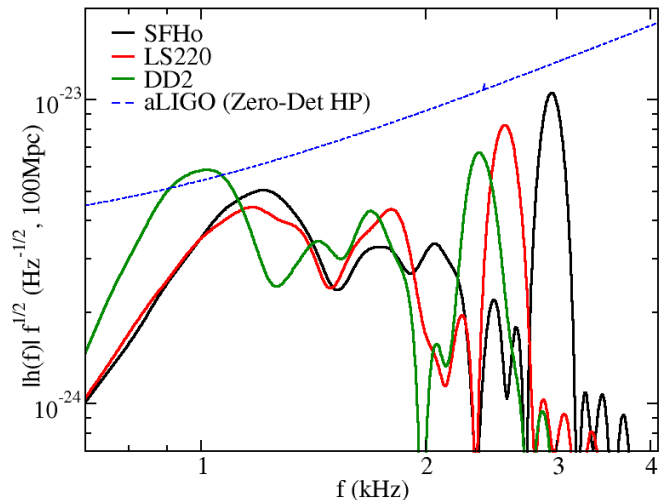


FIG. 5. Power spectrum of the merger and post-merger gravitational wave signal for optimally oriented mergers at a distance of 100 Mpc, multiplied by  $f^{1/2}$ . For reference, we also plot the design sensitivity of advanced LIGO (Zero-Detuned High Power detector strain noise spectrum, dashed blue curve) [97]. Note the clear dominant peaks at (2.3 – 3) kHz.

recommended by Bauswein et al. 2012 [53],

$$\begin{aligned} f_{\text{peak}}^{\text{fit}} &= (-0.2823R_{1.6} + 6.284) \sqrt{\frac{2.4}{2.7}} [f_{\text{peak}} < 2.64 \text{ kHz}] \\ &= (-0.4667R_{1.6} + 8.713) \sqrt{\frac{2.4}{2.7}} [f_{\text{peak}} > 2.64 \text{ kHz}], \end{aligned}$$

with  $R_{1.6}$  the radius of a neutron star of mass  $M_{\text{NS}} = 1.6M_{\odot}$  [in kilometers],  $f_{\text{peak}}$  given in kHz, and we assume a total mass of  $2.4M_{\odot}$ . Here, we used the proportionality relation  $f_{\text{peak}} \propto \sqrt{M_{\text{tot}}/R_{\text{max}}^3}$  [53], with  $M_{\text{tot}}$  the total mass of the binary at infinite separation, and  $R_{\text{max}}$  the radius of a neutron star at the maximum mass  $M_{\text{max}}$  allowed for this equation of state. We find disagreements of only  $\sim (30 - 70)$  Hz between the numerical results and the fitting formula, which would translate to systematic errors of  $\sim (100 - 200)$  m in the radius of a  $1.6M_{\odot}$  neutron star. We should also note that the merger of two  $1.2M_{\odot}$  neutron stars with the LS220 equation of state was studied with an approximate treatment of gravity in [53]. The dominant frequency of the post-merger signal was 2.55 kHz in that study. We find an extremely close value for that dominant frequency, 2.56 kHz.

For the secondary peak, we compare our results to the linear fits to  $f_{\text{spiral}}$  and  $f_{2-0}$  provided in Fig. 4 of Bauswein & Stergioulas [42]. Bauswein & Stergioulas predict that the spiral mode should be the dominant secondary mode for mergers in which a stable or long-lived hypermassive neutron star is formed. This is in good agreement with our results as the first subdominant peak observed in our spectra agrees well with the frequency of  $f_{\text{spiral}}$ . The SFHo equation of state waveform also shows a peak close to  $f_{2-0}$  and the LS220 equation of state waveform has some extra power at  $f_{2-0}$ . For the DD2 equation of state waveform, the predicted location of the  $f_{2-0}$

peak is too close to the merger frequency for any clear feature to be observed. We should note, however, that the predictions provided in [42] for  $f_{\text{spiral}}$  and  $f_{2-0}$  are not as powerful as the unique fitting formula provided for  $f_{\text{peak}}$ . This is because a different linear relation between the frequency of the mode and the compactness of the star has to be determined for each choice of neutron star masses. A universal relation between the secondary peak of the post-merger waveform and the neutron star compactness has been proposed by Takami et al. [31, 32]. This universal relation would predict that the secondary peak is at  $\sim 1.6$  kHz for the LS220 and DD2 equations of state and at  $\sim 1.7$  kHz for the SFHo equation of state. The SFHo has its third strongest peak at that frequency, and that peak is not much weaker than the secondary peak. The other two equations of state show a difference of  $(100 - 200)$  Hz between the theoretical predictions and the location of the secondary peak, which would translate into  $(0.5 - 1.0)$  km errors in the determination of the neutron star radius. Using the universal formula from [31, 32] to infer the compactness of the neutron stars considered in this paper would thus lead to significant errors in the determination of neutron star radii. Similar differences were observed by Bauswein & Stergoulias [42] for low-mass binaries. Like Takami et al. [31, 32] (but as opposed to Bauswein & Stergoulias [42]), our code is fully general relativistic. The observed differences are thus not due to the treatment of gravity. A more likely explanation is the use of a lower mass system combined with the use of nuclear-theory based equations of state. The choice of equation of state may also explain why Takami et al. [31] find significant differences between the frequency of the fundamental mode and  $f_{\text{peak}}^{\text{fit}}$ , while we do not. The largest differences in [31] were observed for the simple  $\Gamma = 2$  polytrope, while more realistic equations of state performed better. The general relativistic simulations of Palenzuela et al. [27], performed for higher mass systems, found  $\sim 10\%$  disagreement between the numerical results and  $f_{\text{peak}}^{\text{fit}}$  – a larger difference than in our simulations, but one that would still allow the recovery of the neutron star radius with systematic errors  $\ll 0.5$  km. It is quite likely that the fitted frequency  $f_{\text{peak}}^{\text{fit}}$  is not universal, but nonetheless practically applicable to realistic neutron star equations of state.

More insight can be gained in those post-merger features by considering a spectrogram of the gravitational wave signal, shown in Fig. 6. The quantity plotted there is

$$\tilde{h}(t_0, f) = \frac{|\int h_{2,2}(t)W(t-t_0)e^{ift}dt|}{\int W(t-t_0)dt}, \quad (11)$$

where we choose for the window function  $W$  the exact Blackman window,

$$W(t) = \frac{7938}{18608} - \frac{9240}{18608} \cos\left(\pi\left(1 + \frac{t}{\Delta t}\right)\right) + \frac{1430}{18608} \cos\left(2\pi\left(1 + \frac{t}{\Delta t}\right)\right) \quad (12)$$

for  $|t| < \Delta t$ , and  $W(t) = 0$  otherwise. The choice of the window size  $\Delta t$  is a trade-off between high time resolution (small  $\Delta t$ ) and high spectral resolution (large  $\Delta t$ ). For Fig. 6,

TABLE II. Frequency of the two strongest peaks in the spectrum of the post-merger gravitational wave signal,  $f_0$ , and  $f_1$ . The prediction from [42] for the dominant peaks, obtained from simulations using an approximate treatment of gravity, are listed as  $f_{\text{peak}}^{\text{fit}}$ ,  $f_{\text{spiral}}^{\text{fit}}$  and  $f_{2-0}^{\text{fit}}$ . The prediction from [86] for  $f_0$  is  $f_{\text{peak}}^{\text{B}}$ .

EqS	$f_0$	$f_1$	$f_{\text{peak}}^{\text{fit}}$	$f_{\text{spiral}}^{\text{fit}}$	$f_{2-0}^{\text{fit}}$	$f_{\text{peak}}^{\text{B}}$
SFHo	2.96kHz	2.1kHz	3.03kHz	2.1kHz	1.7kHz	2.66kHz
LS220	2.56kHz	1.8kHz	2.59kHz	1.9kHz	1.4kHz	2.27kHz
DD2	2.35kHz	1.7kHz	2.39kHz	1.8kHz	1.2kHz	2.18kHz

we use  $\Delta t = 6$  ms, which causes a noticeable smoothing of the spectrogram in time but is necessary to start resolving the secondary peaks of emission.

In the spectrograms, the fundamental peak is clearly visible, and strongest for the softest equation of state (SFHo). It is only mildly damped over the short duration of the simulations, but varies in frequency as the structure of the remnant evolves. This shift can be as large as 200 Hz in the case of the DD2 equation of state, and mostly occurs in the first  $\sim 5$  ms after merger. Fig. 6 also clearly shows that the gravitational wave emission at the secondary peaks is extremely short-lived, with a decay timescale of  $\sim 1$  ms – 3 ms. The emission at the secondary peak is both weaker and shorter-lived for the softest equation of state (SFHo). For low-mass systems, we thus see that only the fundamental mode remains significantly excited in the post-merger remnant. Gravitational wave emission at lower frequencies is largely coincident with the merger itself, and the secondary peaks are naturally broad in spectral space as the signal decays over only a few oscillation periods. For the low-mass systems studied here, there is thus a significant difference between the strong, long-lived peak corresponding to the fundamental mode, and the weak, broad and short-lived peaks at lower frequencies, which would naturally make the latter difficult to observe or disentangle from detector noise.

The interpretation of the emission of gravitational waves at frequency  $f_{\text{spiral}}$  as the result of rotating spiral structures within the core of the remnant is partially supported by visualizations of the rest mass density in the equatorial plane (see Fig. 8). Right after merger, when the emission at  $f_{\text{spiral}}$  is the strongest, the LS220 and DD2 simulations show clear spiral arms, including in high-density regions. In the SFHo simulation, the spiral arms are significantly weaker. Later on, 3 ms after merger, lower density spiral structures remain visible in the LS220 and DD2 simulations, and are stronger in the latter simulation. Again, this is in agreement with the observed difference in the damping timescale of the emission at  $f_{\text{spiral}}$  observed in the spectrograms (Fig. 6). Finally, 10 ms after merger, extended spiral structures remain visible, but they are confined to low-density regions and are unlikely to significantly contribute to gravitational wave emission. Our results thus appear consistent with the interpretation of  $f_{\text{spiral}}$  proposed by Bauswein & Stergoulias [42].

An alternative universal relation, this time between the strongest peak of the post-merger gravitational wave signal and the tidal coupling constant  $\kappa_2$ , has been proposed by



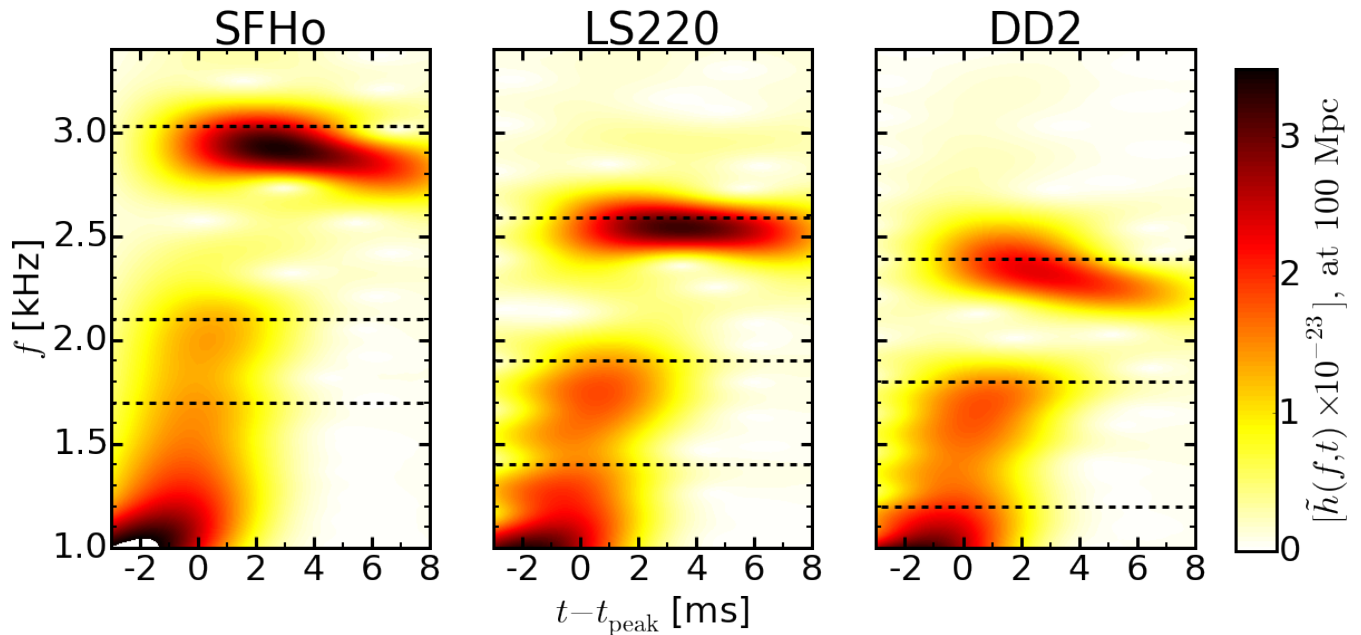


FIG. 6. Spectrograms of the gravitational wave signal for the simulations using the SFHo (left), LS220 (middle) and DD2 (right) equations of state, for an optimally oriented binary at 100 Mpc. The dashed horizontal black curves show the location of the peaks predicted in [42]. The time is calculated as the difference between the center of the window function used to compute the spectrogram (see text) and the peak of the gravitational wave amplitude. The dominant peak is clearly visible at (2.3 – 3) kHz. Secondary peaks in the (1.3 – 2.1) kHz range are poorly resolved, and quickly damped. The strong emission at frequencies  $f \lesssim 1.3$  kHz is the merger signal itself.

Bernuzzi et al. [86]. Bernuzzi et al. [86] predict

$$f_{\text{peak}}^{\text{B}} = 4.341 \frac{1 + 0.00167\kappa_2}{1 + 0.00656\kappa_2} \text{ kHz}. \quad (13)$$

We compare  $f_{\text{peak}}^{\text{B}}$  to our results in Table II.  $f_{\text{peak}}^{\text{B}}$  is systematically (0.2 – 0.3) kHz below the peak frequency measured in our simulations. The magnitude of the error is comparable to the scatter observed within the simulations presented in Bernuzzi et al. [86]. It is unclear whether the systematic underestimate of the peak frequency comes from our use of a hot nuclear theory based equation of state, the application of (13) to a low mass system, or the intrinsic scatter around (13). Bernuzzi et al. use piecewise polytropic equations of state with a  $\Gamma$ -law thermal component for the pressure, and  $f_{\text{peak}}^{\text{B}}$  is only fitted to mergers with total mass within the interval  $[2.45M_{\odot}, 2.9M_{\odot}]$ , so that comparison with our results requires extrapolation of their fitting formula to lower mass systems.

Comparing the standard and high resolution simulations for the LS220 equation of state does not reveal any significant resolution dependence in the spectrum of the gravitational wave signal. Even in the time domain, the low-resolution and high-resolution waveforms appear to only differ by a small time shift (see Fig. 7). We note that for both Fig. 6 and Fig. 7, we use waveforms extracted at finite radius ( $r \sim 130M$ ) to have access to a longer post-merger signal. However, Fig. 6 shows that only a few milliseconds of post-merger signal are actually necessary to study the secondary peaks in the post-merger spectrum, since the gravitational wave emission at those fre-

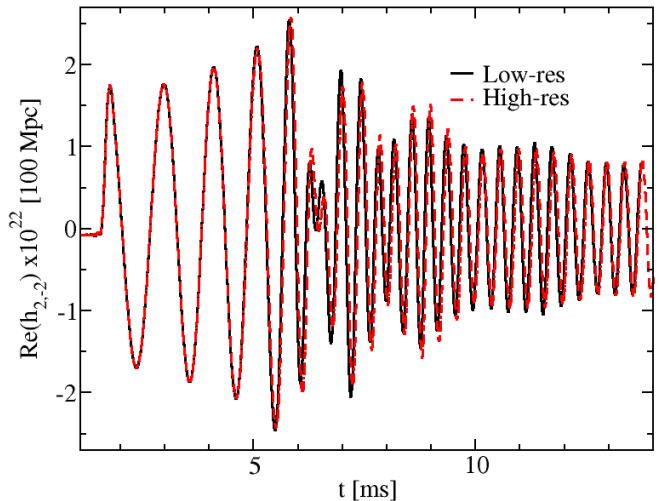


FIG. 7. Dominant (2,2) mode of the gravitational wave strain for the LS220 waveform at the standard and high resolution, at 100 Mpc from the source. We find excellent agreement even in the post-merger signal.

quencies decays on a very short timescale.

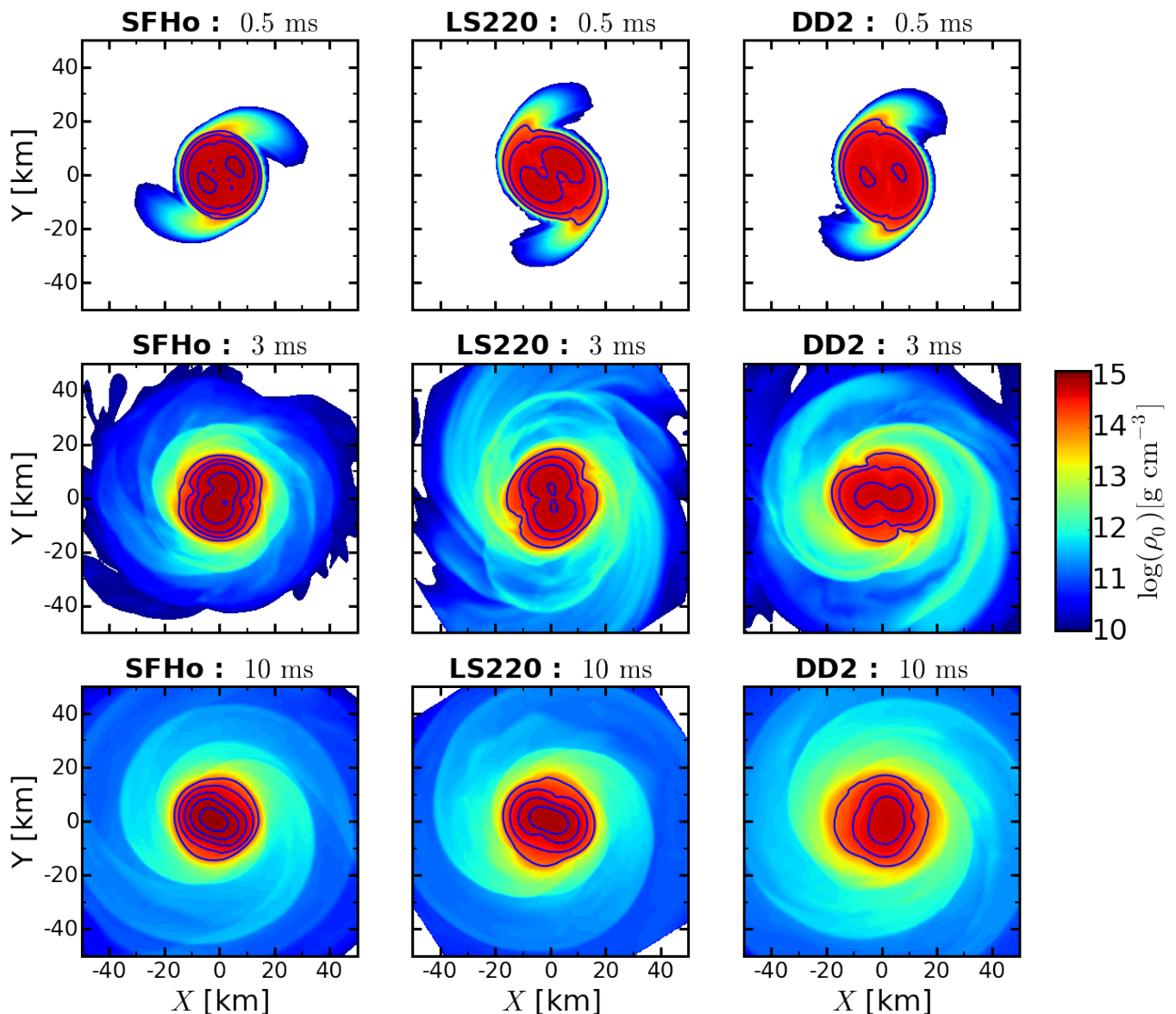


FIG. 8. Density in the equatorial plane of the post-merger remnant at three characteristic times: 0.5 ms after the peak of the gravitational wave emission (top), 3 ms after the peak (middle), and 10 ms after the peak (bottom). We show results for the SFHo (left), LS220 (center) and DD2 (right) equations of state. In each of those plots, we show density contours at  $(1, 3, 5, 7, 9) \times 10^{14} \text{ g cm}^{-3}$  (solid blue lines). Here and in subsequent figures, the coordinates are those of the simulation, as evolved in the generalized harmonic formulation of Einstein's equations.

## V. MERGER AND POST-MERGER REMNANT

We now consider the qualitative properties of the merger and post-merger remnants. Figure 8 shows snapshot of the density profile in the equatorial plane of the binary 0.5 ms, 3 ms and 10 ms after the peak of the gravitational wave amplitude for all 3 equations of state, which we define as the time of merger. Initially, the properties of the system are largely determined by the compactness of the pre-merger neutron stars. With the SFHo equation of state, i.e. for the most compact neutron stars, a compact core forms rapidly. For the other equations of state (LS220, DD2), more strongly developed tidal features appear at merger. 0.5 ms after merger, we still

observe two well-defined cores whose size and tidal distortion directly correlates to the pre-merger size of the individual neutron stars.

After 3 ms, the cores start to merge. The less compact neutron stars (LS220, DD2) produce clearly defined, high density tidal tails. Finally, 10 ms after merger, the properties of the remnant are dominated by the high-density behavior of the equation of state. For high neutron star masses, the LS220 equation of state is nearly as compact as the SFHo equation of state - and neither of them is able to support a stable, non-rotating, cold  $2.4M_{\odot}$  neutron star. The LS220 and SFHo equations of state now have similarly compact cores, with central density rising slowly as the neutron star evolves.

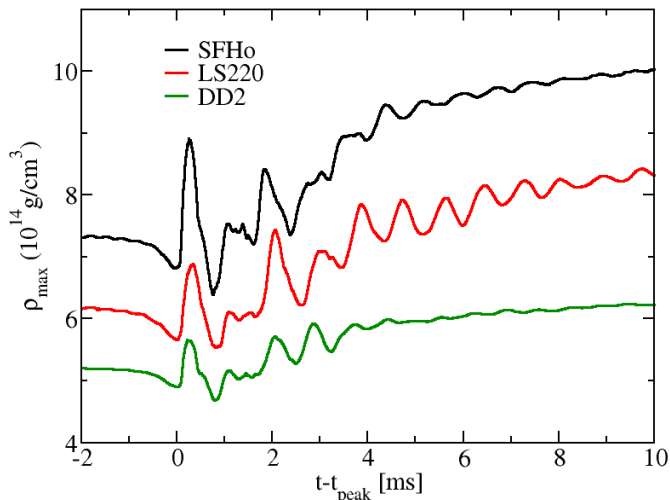


FIG. 9. Maximum value of the baryon density on the grid as a function of time for all three equations of state.  $t_{\text{peak}}$  is the time at which the amplitude of the gravitational wave signal is maximal

Since both post-merger remnants have baryon masses well below the maximum mass of a uniformly rotating cold neutron star (at the mass-shedding limit), we expect the post-merger neutron star to survive for much longer than the duration of the simulation. Collapse to a black hole should occur on the timescale necessary for the post-merger neutron star to lose angular momentum through magnetically-driven spin-down. On the other hand, the DD2 equation of state forms a massive neutron star which will remain stable even in the non-rotating limit. We see that the post-merger neutron star evolves only slowly at late times (see Fig. 9). All three configurations remain far from axisymmetry. Strong spiral waves are driven in the forming accretion disk, and a rapidly rotating bar mode remains present in the post-merger neutron star (see Fig. 10). Figure 9 also shows that for all three configurations, the peak of the gravitational wave emission is coincident with the core bounce of the merging neutron stars, i.e. the time at which the two cores touch. The core bounce causes a sharp increase in the density and pressure of the cores, as well as strong shocks, shears, and heating at the interface between the merging neutron stars.

The excitation of the post-merger remnant, shown in Fig. 10, is consistent with the fundamental quadrupole mode, both in terms of the density and velocity patterns, and in terms of the measured gravitational wave frequency. Because of this excitation, the spatial variation of the instantaneous orbital angular velocity, defined in the coordinates of the simulation and with respect to the center of mass of the original binary, is fairly complex. We show the instantaneous orbital frequency of the fluid in Fig. 11. Although on average the rotation frequency is higher at smaller radii, we observe regions in which  $d\Omega/dr > 0$ . There are thus regions of the post-merger neutron star which may not be subject to the axisymmetric magnetorotational instability (MRI) [99], at least shortly after merger. However, all regions with densi-

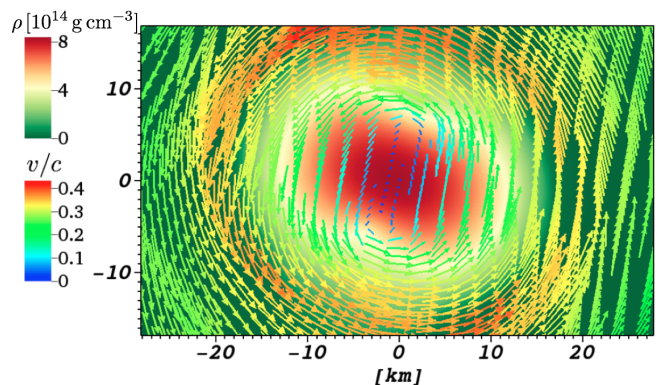


FIG. 10. Density and velocity in the equatorial plane for the simulation with the LS220 equation of state, 10 ms after merger. The excited quadrupole mode is still clearly visible at that time.

ties  $\rho_0 \lesssim 10^{13} \text{ g cm}^{-3}$  follow a typical disk profile for the orbital frequency, and should see rapid growth of the magnetic field. The typical timescale for the growth of the axisymmetric MRI is  $\tau_{\text{MRI}} \sim 4/(3\Omega) \sim 1 \text{ ms}$  [99]. Magnetic field should thus grow significantly in the disk over even the short timescale of our simulation. So far, simulations have only been able to resolve the growth of the MRI in lower-density regions ( $\lesssim 10^{12} \text{ g/cm}^3$ ) [22], and indeed find rapid growth of the magnetic field at early times due to a combination of magnetic instabilities and winding of the magnetic field. We should also note that the angular velocity in the remnant varies significantly when comparing a vertical slice along the direction of the bar mode in the remnant (as in Fig. 11), with a slice orthogonal to that direction (see, e.g., the azimuthal dependence of the velocity on Fig. 10). Figure 11 may give the impression that the bar mode is rotating at frequencies much lower than the expected  $f_{\text{peak}}/2$ . In fact, we can check that the pattern speed of the bar mode is consistent with  $f_{\text{peak}}/2$ . In the LS220 simulation, we measure a rotation of the bar of  $\sim 45^\circ$  over the last 0.1 ms of evolution, or a frequency  $f_{\text{bar}} \sim 1.25 \text{ kHz} \sim f_{\text{peak}}/2$ . We also find that the orbital frequency in the core of the post-merger neutron star is higher than the mass-shedding limit for a uniformly rotating neutron star of the same baryon mass. Considering that the total baryon mass of the system is below the maximum mass of a cold, uniformly rotating neutron star (at the mass-shedding limit), this suggests that rotational support is initially sufficient to prevent the collapse of the remnant to a black hole. This should be true even if the differential rotation is rapidly erased by angular momentum transport within the remnant.

The properties of the post-merger remnant are strongly affected by the presence of a non-linear  $l = 2$  perturbation. Visible shock fronts remain in the disk at the end of the simulation, while a clear bar mode is observed in the post-merger neutron star. In Fig. 12 and Fig. 13, we plot the density, temperature, composition and entropy of the fluid in the equatorial plane and in a meridional slice along the major axis of the bar observed in the post-merger neutron star. For all three simulations, the neutron star remains neutron rich and, although hotter than the disk in terms of absolute temperature,

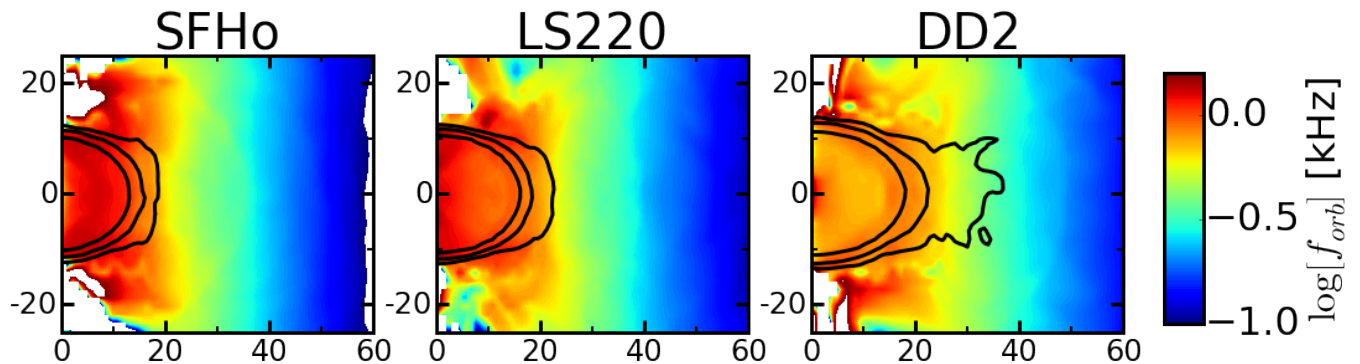


FIG. 11. Instantaneous orbital frequency of the fluid, in the coordinates of the simulation and 10 ms after merger, in a slice orthogonal to the orbital plane and along the major axis of the bar in the post-merger neutron star. The black lines are density contours at  $\rho_0 = (10^{12}, 10^{13}, 10^{14}) \text{ g/cm}^3$ .

with  $T \sim (15 - 25) \text{ MeV}$ , remains entirely supported by nuclear forces and rotation [89]. The entropy per baryon in the neutron star is only  $S \sim 1k_B$ . The neutron star is thus colder than the  $30 - 50 \text{ MeV}$  temperatures observed in higher mass systems [29], presumably due to the fact that lower mass stars are less compact, and thus that shock heating of the neutron star during the merger is not as important of an effect in the low-mass systems considered here. This interpretation is partially confirmed by the fact that the softer equation of state (SFHo) has a core temperature significantly above the stiffer equations of state (DD2, LS220). All three simulations however show significant heating at the interface between the bar and the disk, with  $T \sim (30 - 40) \text{ MeV}$ . At the lower densities observed in that region, the thermal pressure now becomes important.

The maximum density in the accretion disk remains high,  $\rho_{\text{disk}} \gtrsim 10^{12} \text{ g cm}^{-3}$ . The shock front associated with the  $l = 2$  perturbation of the disk heats the disk, causing temperatures of  $(8 - 10) \text{ MeV}$  right at the shock. Accordingly, the disk is thick, with a scale height  $H \sim R$ , and thermally supported, with  $P(\rho_0, T, Y_e) \gg P(\rho_0, 0, Y_e)$ : for  $\rho = 10^{12} \text{ g cm}^{-3}$ ,  $P(\rho_0, T, Y_e) \approx 2P(\rho_0, 0, Y_e)$  for  $T = 2 \text{ MeV}$ , and most of the disk is much hotter than that.

We can compare our results with recent simulations using nuclear-theory based equations of state at similar compactness and higher mass [26], similar radii and higher mass [20, 27], and simulations approximating the thermal dependence of the equation of state by a  $\Gamma$ -law for a wide range of systems of higher mass [29], and a single system with a large neutron star of similar mass [100]. The temperature of the remnant and tidal features are closest to those found by Neilsen et al. [26], confirming the correlation of those features with the compactness of the neutron star. More compact neutron stars generally show stronger shock heating in the post-merger neutron star, stronger excitation of the bar mode in the core, and weaker  $l = 2$  features in the disk. The first two are due to smaller neutron stars merging at closer separation and thus higher velocities, causing a more violent merger event. The third is presumably due to stronger tidal effects in less compact stars. The main features of the merger in our simulations are in fact

remarkably similar to those observed in [26, 27], especially when one takes into account the expected dependence of the results on the compactness of the star. The agreement between our results and [26, 27] is reassuring considering the use of similar equations of state and a mostly identical neutrino leakage scheme.

This agreement does not, however, preclude systematic errors due to the limited physics included in the simulations. One such limitation is the use of a leakage scheme to treat neutrino cooling, and the absence of any treatment of neutrino absorption. We can test the effect of these assumptions by using a neutrino transport scheme. To do this, we evolved the merger with the LS220 equation of state using our M1 transport scheme, which evolves the energy density and momentum density of the neutrinos [21]. Figures 12-13 show that the qualitative evolution of the neutron star remnant is largely unaffected by the treatment of the neutrinos. This is not at all surprising, given that at the large densities existing within the neutron star, the neutrinos are trapped and in equilibrium with the fluid (see also Sec. VI). As already observed in the disks resulting from NSBH mergers [21], the inclusion of neutrino transport causes a smoothing of the temperature profile. This is particularly visible in the equatorial plane at the bar-disk interface. Neutrino absorption also naturally causes cold low-density regions in the disk to be heated: most of the disk is  $\sim 1 \text{ MeV}$  hotter when using neutrino transport.

These are fairly minor effects, with some impact on the neutrino luminosity and neutrino-matter interactions (see Sec. VI), but not on the hydrodynamic properties of the post-merger remnant. The treatment of the neutrinos really begins to matter when one considers the composition of the disk, as measured by its electron fraction  $Y_e = n_p/(n_p + n_n)$ , with  $n_p$  and  $n_n$  the number density of protons and neutrons respectively. In leakage simulations the neutrino emission, and thus the composition of the disk, is set only by the local properties of the fluid and an estimated neutrino optical depth. The transport scheme, on the other hand, takes into account the irradiation of cold regions of the disk by the hot neutrino-emitting regions. Most of the neutrino emission occurs either at the core-disk interface or at the tidal shocks in the disk, and the



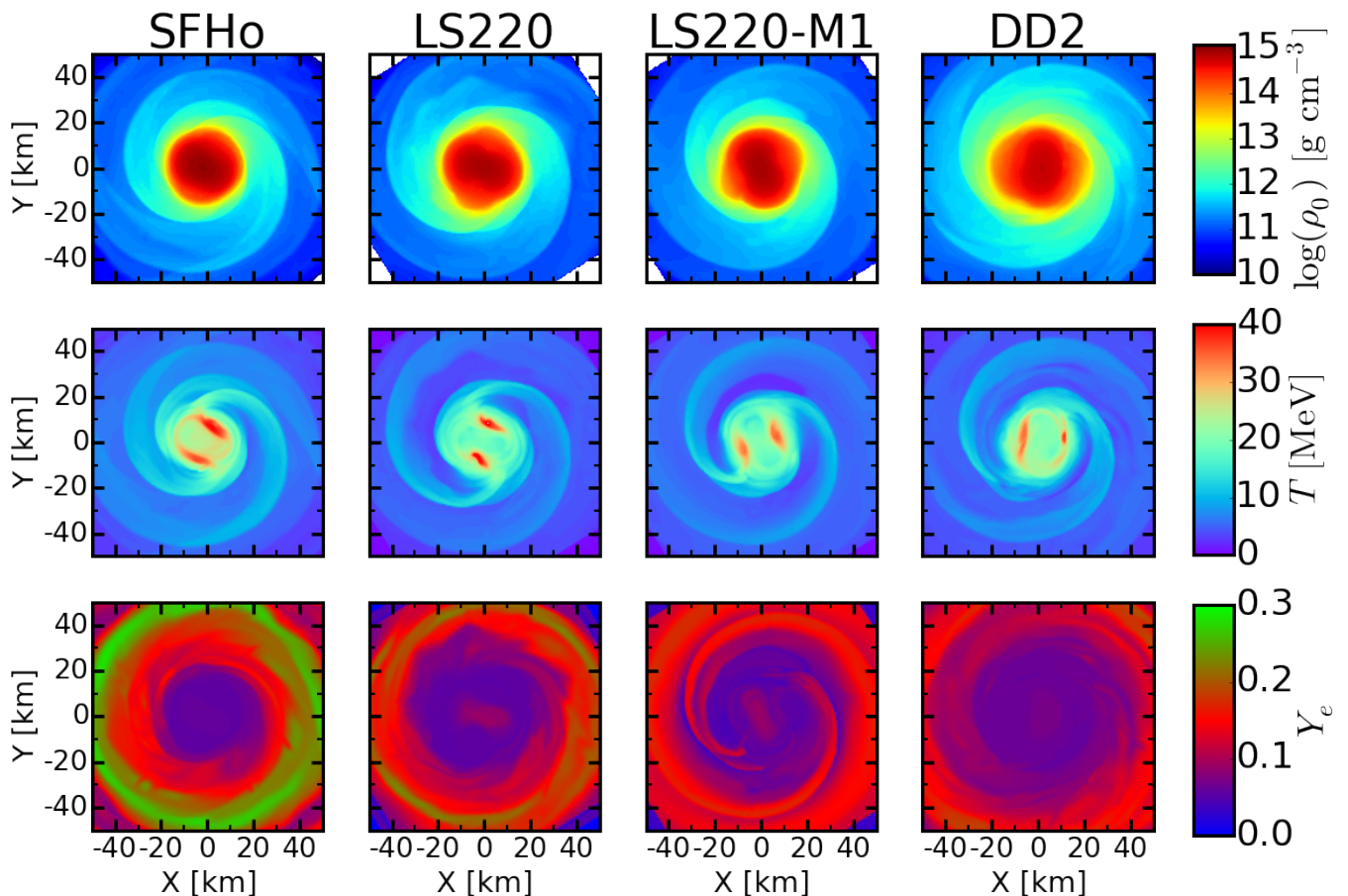


FIG. 12. Hydrodynamic variables (in the equatorial plane) 10 ms after the peak of the gravitational wave signal. From top to bottom, we show the density, temperature, and electron fraction for the four simulations considered in this paper – from left to right, SFHo, LS220 with neutrino leakage, LS220 with neutrino transport, and DD2.

composition of the disk is largely set by the relative position of a fluid element with respect to these two defining features. We will see in Sec. VI that the disk is mostly irradiated by electron antineutrinos. Accordingly, the regions immediately adjacent to the neutrino-emitting regions, i.e. just next to the hot shock front in the disk or the surface of the post-merger neutron star, are forced towards a very low electron fraction  $Y_e \sim 0.05 - 0.1$ . Farther away from those emitting regions, we get  $Y_e \sim 0.15 - 0.2$ . The leakage scheme, which does not take into account the absorption of electron antineutrinos in the disk, predicts an electron fraction  $Y_e \sim 0.2 - 0.3$  in most of the high-density regions of the disk, with smaller  $Y_e$  in the corona and at low radii. There is thus a very significant difference in the composition of the disk between leakage and transport simulations, due to the fact that the composition of most of the disk is strongly affected by neutrino absorption. This can be contrasted with the remnant of NSBH mergers, where only the low-density corona is significantly affected by neutrino absorption [21]

We also note that neutrino absorption in the transport simulation causes the shocked regions in the tidal arms of the disk to be hotter than predicted by the leakage scheme. The shock front is energized by neutrinos emitted in the inner disk or in

the core.

Despite these effects, our simulations indicate that neutrino leakage is a reasonable approximation as long as the exact composition of the fluid is not required, i.e. except when attempting to make predictions for r-process nucleosynthesis in the dynamical ejecta and disk winds, and for the associated radioactively powered electromagnetic signal.

Finally, we note that for all the variables discussed in this section, the low and high resolution simulations with the LS220 equation of state give results well below the differences between simulations using different equations of state. We thus expect the results to be only mildly affected by the numerical error in the simulations.

## VI. NEUTRINO EMISSION

When studying the neutrino emission in simulations using the leakage scheme, we can consider only the total energy and number of emitted neutrinos, as well as the predicted location of emission. We list the luminosity and average energy of neutrinos in all three simulations in Table IV, and provide the time dependence of the total luminosity in Fig. 14. We find re-



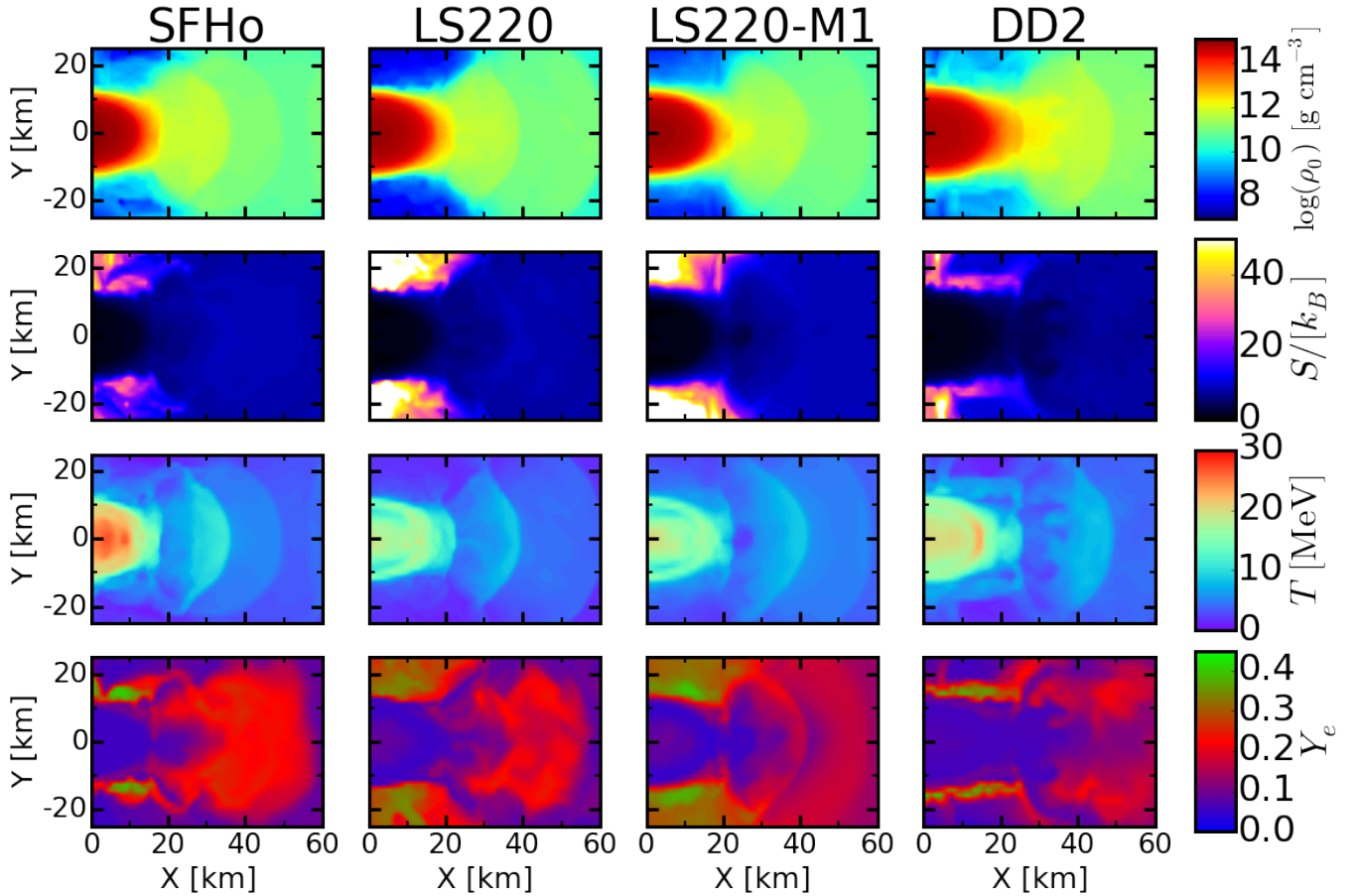


FIG. 13. Hydrodynamic variables 10 ms after the peak of the gravitational wave signal in a slice along the major axis of the remnant and orthogonal to the equatorial plane. From top to bottom, we show the density, entropy per baryon, temperature, and electron fraction for the four simulations considered in this paper – from left to right, SFHo, LS220 with neutrino leakage, LS220 with neutrino transport, and DD2.

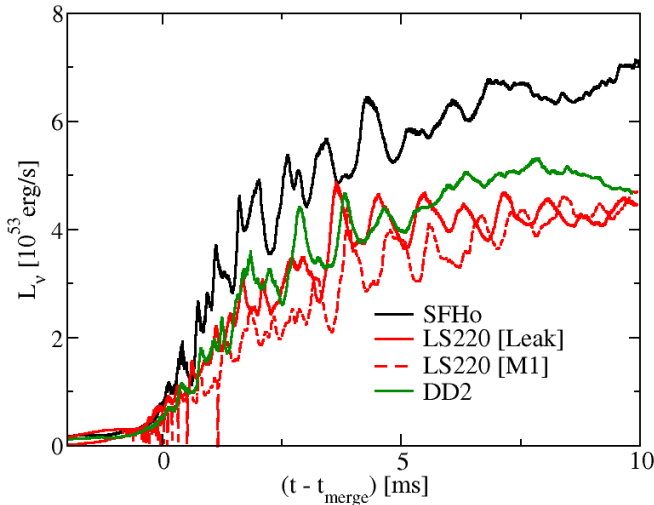


FIG. 14. Total neutrino luminosity for the three simulations using the leakage scheme and the LS220, SFHo, and DD2 equations of state (solid curves) as well as the simulation using the LS220 equation of state and neutrino transport (dashed red curve).

sults similar to simulations of higher mass neutron star mergers using leakage schemes [26, 27] and leakage-transport hybrid [20] schemes. The electron antineutrinos have the highest luminosity, with  $L_{\bar{\nu}_e} \sim (2 - 3) \times 10^{53} \text{ erg s}^{-1}$  about 10 ms after merger. They dominate the electron neutrinos by a factor of 1.4 – 2. The electron neutrinos and antineutrinos are also emitted from different regions of the remnant (see also [26]): most electron neutrinos come from the polar regions of the core of the remnant, but most electron antineutrinos are emitted in the hot shocked regions of the disk. This is largely due to the fact that these shocked regions are surrounded by material which has low optical depth to  $\bar{\nu}_e$ , but is optically thick to  $\nu_e$  (see below). The heavy lepton neutrinos, whose emissivity is more sensitive to the temperature of the fluid, are mostly emitted in the hottest regions of the core. Accordingly, the luminosity in  $\bar{\nu}_e$  scales with the temperature of the shocked regions of the disk while the luminosity in  $\nu_e$  and heavy-lepton neutrinos scales with the temperature of their respective neutrinosphere in the core (i.e. the region of optical depth of order unity, which is closer to the surface for  $\nu_e$  than for the heavy-lepton neutrinos). For all species, the highest luminosity is naturally reached in the case of the most compact neutron stars (SFHo equation of state), given the stronger heating

TABLE III. Neutrino luminosities and average energy of the neutrinos according to the leakage scheme, 10ms after merger. The  $\nu_x$  values are for all heavy-lepton neutrinos and antineutrinos combined.

EoS	$L_{\nu_e}$	$L_{\bar{\nu}_e}$	$L_{\nu_x}$	$\langle \epsilon_{\nu_e} \rangle$	$\langle \epsilon_{\bar{\nu}_e} \rangle$	$\langle \epsilon_{\nu_x} \rangle$
Units	$10^{53} \text{ erg s}^{-1}$	$10^{53} \text{ erg s}^{-1}$	$10^{53} \text{ erg s}^{-1}$	MeV	MeV	MeV
SFHo	1.9	3.0	2.2	17	23	31
LS220	1.2	2.1	1.2	15	21	29
DD2	1.6	2.2	0.9	15	21	26

of the remnant occurring in that case. The LS220 equation of state, which forms a relatively cold core (see e.g. Fig. 13), shows a particularly large difference between the emission of electron antineutrinos and electron neutrinos.

The average energy of the electron antineutrinos is set by the equilibrium spectrum in the shocked regions of the disk, since they are emitted there and then largely free-stream away from the disk. The average energy of the other species is set by the temperature of the core at the point at which the neutrinos decouple from the fluid, which occurs at higher density (and temperature) for the heavy-lepton neutrinos than for the electron neutrinos.

At the high luminosities observed here, we expect neutrino absorption in low-density regions to be important to the evolution of the composition of the disk and of the outflows. The geometrical properties of the neutrino distribution and the impact of the neutrinos on the evolution of the system may not be suitably captured by the leakage scheme. We estimate the impact of the use of the approximate leakage scheme by considering the results of the simulation using the neutrino transport scheme. In that simulation, we evolve the neutrino energy and momentum density on our numerical grid, and take into account neutrino absorption and scattering in low-density regions.

Figures 15 and 16 show the energy density  $E_\nu$  of electron neutrinos and antineutrinos on the surface of matter density  $\rho_0 = 10^{11} \text{ g/cm}^3$ , together with the neutrino "transport" velocity  $v_{T,\nu}^i = \alpha F_\nu^i / E_\nu - \beta^i$ , i.e. the velocity such that in the absence of source terms  $\partial_t(\sqrt{g}E_\nu) + \partial_i(\sqrt{g}E_\nu v_{T,\nu}^i) = 0$ , and the energy density  $E_\nu$  is simply transported through the grid at velocity  $v_{T,\nu}^i$ . Here,  $F_\nu$  is the neutrino momentum density. We confirm that most of the emission of  $\bar{\nu}_e$  comes from the tidal arms in the disk, while most  $\nu_e$  escape from the polar regions (although even there they are outnumbered by the antineutrinos). Emission from the tidal arms is significantly beamed, due to fluid velocities  $v \sim 0.3c$ . The emission in the polar regions has a wider opening angle.

Figures 17 to 19 offer a different view of the same variables, through slices orthogonal to the equatorial plane and parallel to the major axis of the bar in the remnant. The differences between the electron neutrinos, the electron antineutrinos, and the heavy-lepton neutrinos are clearly visible. From the small fluxes seen in Fig. 17, we can see that the electron neutrinos are trapped not only in the post-merger neutron star, but also in most of the disk – up to the second, weaker tidal shock at  $r \sim 55 \text{ km}$  (also visible on Fig. 13). Electron neutrinos mostly escape through the polar regions, and most of




FIG. 15. Energy density and normalized flux  $\alpha F_\nu^i / E_\nu - \beta^i$  of the electron neutrinos on the density isosurface with  $\rho_0 = 10^{11} \text{ g/cm}^3$ .




FIG. 16. Energy density and normalized flux  $\alpha F_\nu^i / E_\nu - \beta^i$  of the electron antineutrinos on the density isosurface with  $\rho_0 = 10^{11} \text{ g/cm}^3$ .

the electron neutrinos emitted by the hot central neutron star toward the disk will be absorbed in the disk. The optical depth of the fluid to electron antineutrinos is smaller. Only the regions inside of the first tidal shock in the disk are optically thick, as visible from the large radial fluxes observed at radii  $r \gtrsim 40 \text{ km}$  in Fig. 18 (but not in Fig. 17). Electron antineutrinos emitted from the shocked regions at  $r \sim 40 \text{ km}$  are nearly free-streaming through the outer disk. Nearly all heavy-lepton neutrinos are emitted in the hot regions of the core, and are free-streaming in most of the disk. Finally, we note that the core of the remnant is more neutron rich than the equilibrium value at the temperature of the core ( $Y_e^{\text{eq}} \sim 0.11 - 0.12$  at the center of the remnant, where we observe  $Y_e \sim 0.05 - 0.1$ ). This results on a negative equilibrium electron neutrino chemical potential, and leads to a suppression of the electron neutrino density compared to the electron antineutrino density in the core. This is opposite to the situation found in the cores of protoneutron stars in a core-collapse supernova (see e.g. [? ]).

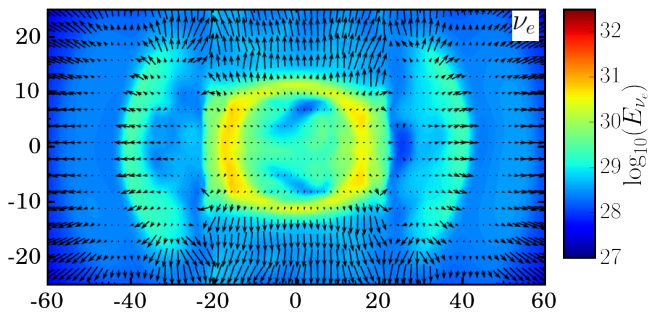


FIG. 17. Energy density and normalized flux  $\alpha F_\nu^i/E_\nu - \beta^i$  of the electron neutrinos in the same vertical slice as in Fig. 13. The vertical stripes with higher neutrino energy in the polar regions are an artifact of the M1 closure.

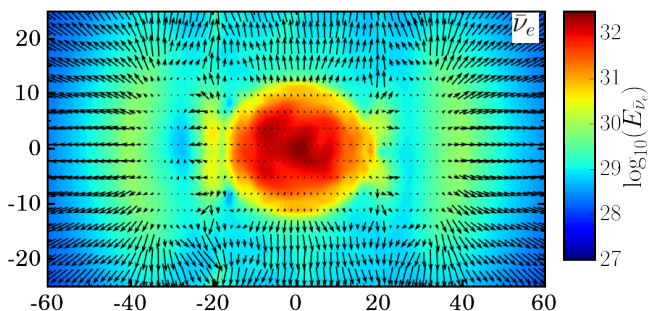


FIG. 18. Energy density and normalized flux  $\alpha F_\nu^i/E_\nu - \beta^i$  of the electron antineutrinos in the same vertical slice as in Fig. 13. The vertical stripes with higher neutrino energy in the polar regions are an artifact of the M1 closure.

Figures 17 and 18 also show a known limitation of the M1 transport scheme: its inability to handle crossing beams (see e.g. the code tests presented in [21]). Artificial shock fronts develop in the neutrino evolution in the regions in which neutrinos from the disk and from the core converge. There, neutrinos coming from different directions start to propagate in their average direction of motion instead of crossing each others. This reduces the opening angle of electron neutrinos and antineutrinos leaving through the polar regions, and could plausibly affect the composition of matter outflows in those regions.

From these observations, we can understand better the differences between the leakage and transport results discussed in Sec. V. In the post-merger neutron star and in the inner parts of the disk, neutrinos are either in equilibrium with the dense matter or slowly diffusing through it without much of an effect on its composition over the short timescales considered here. Accordingly, transport and leakage results are very similar. In the outer disk and in the polar regions, low-density material is strongly irradiated by neutrinos. If neutrino irradiation was the only driver of composition evolution (i.e. excluding neutrino emissions and the advection of trapped neutrinos), we would expect the fluid to have composition (assuming absorp-

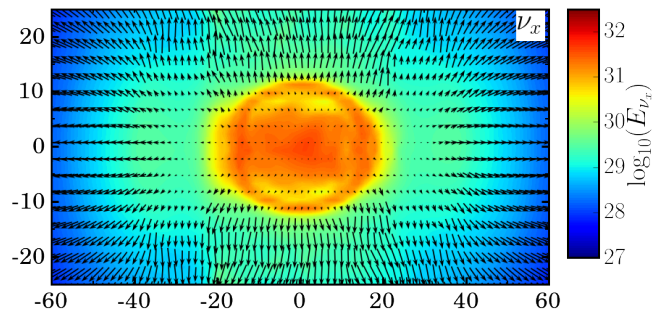


FIG. 19. Energy density and normalized flux  $\alpha F_\nu^i/E_\nu - \beta^i$  of the heavy-lepton neutrinos in the same vertical slice as in Fig. 13.

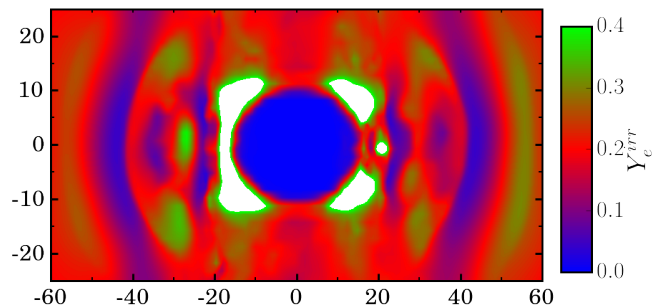


FIG. 20. Expected equilibrium electron fraction of the fluid  $Y_e^{\text{irr}}$  if the composition was set solely by neutrino absorption. The white region has  $Y_e^{\text{irr}} > 0.4$ .

tion cross-sections proportional to  $\epsilon_\nu^2$ )

$$Y_e^{\text{irr}} \sim \frac{\langle \epsilon_{\nu_e} \rangle E_{\nu_e}}{\langle \epsilon_{\nu_e} \rangle E_{\nu_e} + \langle \epsilon_{\bar{\nu}_e} \rangle E_{\bar{\nu}_e}}, \quad (14)$$

a quantity plotted in Fig. 20 for our simulation. Otherwise, the effect of absorption is at least to push the composition closer to  $Y_e^{\text{irr}}$  than what one would expect when neglecting absorption.

The impact of neutrino absorption can be observed by comparing Fig. 20, which shows the electron fraction towards which the fluid is driven by neutrino absorption, and Fig. 13, which shows the actual electron fraction in the simulations (with both the leakage and the transport scheme). We see that in the disk and right outside of the innermost shocked region, neutrino absorption drives  $Y_e$  down (electron antineutrinos strongly dominate electron neutrinos). The closer to the shocked region a fluid element is, the more neutron-rich it becomes. In the polar regions, on the other hand, there remain enough electron neutrinos to drive the composition to a higher  $Y_e$ , at least close to the surface where the irradiation is the strongest. Finally, outside of the weaker shock at  $r \sim 55$  km (seen on Fig. 13), where the electron neutrinos decouple from the disk, the effect of neutrino absorption is also to raise  $Y_e$ .

Finally, we note that there are significant differences between the leakage and transport simulations even in terms of the total neutrino luminosity in each species. Figure 21 shows the total luminosity as a function of time for each species for the LS220 simulation, either with neutrino leakage or with



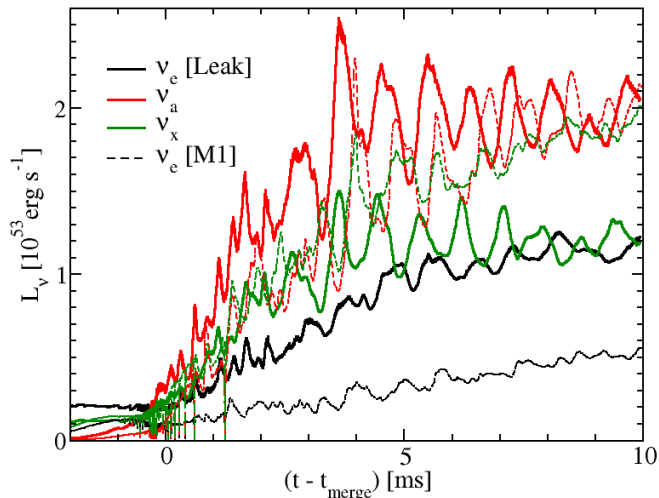


FIG. 21. Neutrino luminosities for the simulations using the LS220 equation of state and the neutrino leakage scheme (solid curves), or the neutrino transport scheme (dashed curves). We show the luminosity in electron neutrinos (black), electron antineutrinos (red), and all heavy-lepton neutrinos and antineutrinos combined (green).

neutrino transport. We observe differences of as much as a factor of two. The electron neutrino luminosity, which was already particularly low for the LS220 equation of state when using the leakage scheme (see Table IV), is a factor of four smaller than the electron antineutrino luminosity when using the transport scheme. This can be explained by the fact that a large fraction of the neutrinos, which the leakage scheme predicts are escaping from the core, are emitted in the direction of the accretion disk. The disk is optically thick to electron neutrinos, and when using the transport scheme those neutrinos are reabsorbed in the disk. Our leakage scheme does not account for this effect, because it allows neutrinos to move along the path of smallest optical depth (in this case, along the polar axis), instead of following null geodesics when free-streaming.

We also note that, even though the electron antineutrino luminosity appears to agree well in the leakage and transport simulations, this is a mere coincidence. There are indeed two potential sources of disagreement between the leakage and transport results. The first is the error in the estimates of the leakage scheme for given physical conditions in the post-merger remnant. The second is that the physical properties of the post-merger remnant themselves evolve differently in the leakage and transport simulations. One important such difference is that the disk is hotter in the simulation using neutrino transport, due to neutrino absorption. So the predicted emission rate of  $\bar{\nu}_e$  is larger in the transport simulation. But the leakage scheme neglects neutrino absorption, which causes it to overpredict the total luminosity of  $\bar{\nu}_e$  (albeit not by as much as for  $\nu_e$ ). In this specific case, the two effects appear to largely cancel each other. But one can check that they are not negligible by using the leakage scheme to predict the neutrino luminosity at a given time in the simulation using a transport

TABLE IV. Properties of the outflows measured within the first 10 ms following the merger. The three simulations using the LS220 equation of state are the leakage simulation at our standard resolution (LS220-L0), the leakage simulation at high resolution (LS220-L1), and the simulation using the two-moment transport scheme (LS220-M1).  $M_{\text{ejecta}}$  is the amount of mass which is flagged as unbound ( $hu_t < -1$ ) when leaving the computational grid,  $\langle S \rangle$  and  $\langle Y_e \rangle$  are density-weighted averages of the entropy and electron fraction, and  $M_{\text{polar}}$  is the mass of unbound material escaping through the upper and lower boundaries of the computational domain.

Name	$M_{\text{ejecta}}$	$\langle S \rangle$	$\langle Y_e \rangle$	$M_{\text{polar}}/M_{\text{ejecta}}$
Units	$10^{-4} M_{\odot}$	$k_B \text{ baryon}^{-1}$		
SFHo	5	10	0.11	0.13
LS220-L0	2	12	0.11	0.01
LS220-L1	13	10	0.10	0.07
LS220-M1	5	21	0.20	0.56
DD2	13	11	0.11	0.20

scheme. The resulting  $\bar{\nu}_e$  luminosity is a factor of two larger than when using the transport scheme.

In conclusion, it appears that using a neutrino transport scheme is necessary for reliable predictions regarding the composition of the outflows, the composition of the disk, or the neutrino luminosity. The latter is particularly important in the post-merger evolution of BNS mergers because of the complex geometry of neutrino emission, and the impact of neutrino absorption on the evolution of the temperature and composition of the disk.

## VII. OUTFLOWS

As discussed in Sec. II, the simulations performed here use too small a numerical grid to accurately measure the mass of unbound material leaving the system. For reference, however, we provide in Table IV the main properties of the material which satisfies the approximate unbound condition  $hu_t < -1$  as it crosses the outer boundary of our grid, with  $u^t$  the 4-velocity of the fluid. The quantity  $hu_t$  is conserved along a fluid line if  $\partial_t$  is a Killing vector (see e.g. [101]), which we assume to be approximately true far from the remnant and after merger. In Table IV and the rest of this section, all averages refer to density weighted averages, i.e.

$$\langle X \rangle = \frac{\int \rho_0 \sqrt{-g} u^t X dV}{\int \rho_0 \sqrt{-g} u^t dV}, \quad (15)$$

with  $g$  the determinant of  $g_{\mu\nu}$  and  $dV$  the flat-space volume element. We note that for the total mass ejected the low and high resolution simulations with the LS220 equation of state give very different results. The difference is due to variations in the small amount of mass which is ejected at the time of merger. This is the only quantity in our simulations for which the two resolutions disagree, and a clear indicator that the mass of the dynamical ejecta is unreliable.

The other notable result is that in all leakage simulations the ejected material has very similar properties: average spe-

cific entropy  $\langle s \rangle \sim 10k_B \text{ baryon}^{-1}$ , average electron fraction  $\langle Y_e \rangle \sim 0.1$ , matter ejection occurring mostly close to the equatorial plane, and no outflows at late times in the simulations. By comparison, the transport simulation ejects material with a higher electron fraction, twice the average entropy, and shows the ejection of material in the polar regions at late times in the evolution. This neutrino-driven wind has  $\dot{M} \sim 0.04M_\odot s^{-1}$ . If maintained for 50 – 100 ms, it could be the dominant source of ejecta in the merger (see also [102]). The wind is generally more proton rich and hotter than the earlier dynamical ejecta, with  $\langle Y_e \rangle \sim 0.25$  and  $\langle s \rangle \sim 35k_B \text{ baryon}^{-1}$ . In the M1 simulation, we find  $\langle Y_e \rangle \sim 0.18$  and  $\langle s \rangle \sim 18k_B \text{ baryon}^{-1}$  for the dynamical ejecta (material ejected in the first  $\sim 2$  ms following the merger).

The composition and entropy of the ejecta is important for two main reasons. The first is that neutron-rich material undergoes strong r-process nucleosynthesis, producing mostly heavy elements with number of nucleons  $A > 120$ , while less neutron-rich material will produce a larger fraction of lower mass elements with  $50 < A < 100$  [17]. The late-time wind observed here has an electron fraction which is at the limit between the two regimes. Lippuner & Roberts [15] predict that, for the entropy seen in our simulations, the limiting composition is  $Y_e \sim 0.23$ . This suggests the production of a broad range of elements in the neutrino-driven wind, in agreement with what has been observed in higher mass neutron star mergers [17], and in the evolution of post-merger accretion disks [45]. The second consequence is that the heavy elements produced in neutron-rich material, particularly the lanthanides, have very high photon opacities. Their presence causes the electromagnetic transients powered by r-process nucleosynthesis to peak on a timescale of a week instead of a few days, and in the infrared instead of the optical [14]. If there existed a lanthanide free region in the outflows, emission from that region could power an earlier, optical signal [?]. However, the conditions observed in our simulations do not favor such a scenario.

Finally, the strong wind generated in our simulation with neutrino transport also causes significant baryon loading of the polar regions, with a measured wind of  $\dot{M} \sim 0.04M_\odot s^{-1}$  during the last 5 ms of the simulation. This could hamper the production of short-gamma ray bursts, at least until the collapse of the post-merger neutron star to a black hole, which will not happen for the DD2 equation of state since the post-merger neutron star is stable in that case.

## VIII. CONCLUSIONS

We present a first set of simulations of neutron star mergers using the SpEC code, nuclear-theory based equations of state, and either a simple neutrino cooling prescription (leakage) or a two-moment grey neutrino transport scheme. For this first study, we focus on equal mass neutron stars with  $M_{\text{NS}} = 1.2M_\odot$ , at the low end of the expected range of neutron star masses. So far, only a few studies with fully general relativistic codes have included the effects of neutrinos

with leakage [26, 27] or transport schemes [20]. All have focused solely on equal mass systems with  $M_{\text{NS}} = 1.35M_\odot$ . These simulations allow us to study the properties of the post-merger gravitational waveform for BNS mergers with realistic equations of state, the qualitative properties of the post-merger remnant, the effects of neutrinos on the post-merger evolution, and the impact of the choice of neutrino treatment on the results of the simulations.

The post-merger gravitational wave signal is known to be dominated by strong peaks at frequencies dependent on the neutron star equation of state, although there is some disagreement on the interpretation of the peaks and predicted emission frequency. The strongest post-merger peak, which is associated with the fundamental  $l = 2$  excitation of the post-merger neutron star, largely dominates the post-merger signal in our simulations. We find that the location of that peak is in good agreement (to better than  $\sim 100$  Hz) with the predictions of Bauswein et al. [53], which were based on a large number of simulations using an approximate treatment of gravity. Other general relativistic simulations have recently found large deviations from those predictions [31], but for choices of equation of state incompatible with the expected properties of neutron stars. General relativistic simulations with nuclear-theory based equations of state of higher mass neutron star mergers [27] found agreement at the 10% level ( $[200 - 300]$  Hz differences) with the fitting formula provided by Bauswein et al. [53]. Although the accuracy of that fitting formula remains an open question, our simulations tend to confirm that they perform well for nuclear-theory based equations of state.

We are less optimistic when it comes to the determination of the secondary peaks of the post-merger signal in low-mass systems. Although we do observe peaks at frequencies close to those recently predicted by Bauswein & Stergoulis [42], and corroborated by the simulations of Palenzuela et al. [27], we find that their emission is limited to a very short time period of  $\sim (1 - 3)$  ms, which causes the peaks to be very broad in frequency space. Their detectability when mixed with realistic detector noise may be debatable.

The properties of the post-merger remnant appear to follow the trends observed at higher mass when considering low-compactness neutron stars. The post-merger neutron star is not as strongly heated as in higher mass, more compact systems, but strong  $l = 2$  modes survive for the entire duration of the simulation, up to 10 ms past merger. When treating the neutrinos through the simple leakage scheme, we find good agreement in the basic properties of the remnant (density, temperature, composition) and the observed neutrino luminosity with recent results for higher mass systems with a similar level of physical realism [26, 27].

We also note that the neutron star remnants observed in our simulations are differentially rotating, and that the surrounding disks have rotation profiles close to equilibrium. The post-merger disk is unstable to the axisymmetric magnetorotational instability, while the neutron star remnant has a complex rotation profile in which parts of the neutron star have an angular frequency profile satisfying  $d\Omega/dr > 0$ . These regions are stable to the magnetorotational instability, at least in the first 10 ms following the merger.



The inclusion of a more realistic neutrino transport method significantly modifies the composition of the disk and outflows. Neutrino energy deposition also powers sustained outflows with moderate electron fraction (on average  $\langle Y_e \rangle \sim 0.25$ ) up to the end of the simulations. These outflows are expected to produce a wide range of elements through r-process nucleosynthesis, as their properties are right at the limit between neutron-rich material producing mostly heavy elements ( $A > 120$ ), and less neutron-rich material producing lower mass elements. Finally, absorption of electron neutrinos and antineutrinos in the optically thick disk causes heating in the disk. It also leads to a disagreement in the predicted neutrino luminosity between the leakage scheme, which does not account for absorption, and the transport scheme. None of these differences significantly affect the hydrodynamic of the remnant, but they show the importance of neutrino transport when assessing the mass, composition, and geometry of the outflows, the resulting properties of radioactively powered electromagnetic transients, and the result of r-process nucleosynthesis in the outflows. The fact that neutron star mergers can produce a wide range of elements when neutrino transport is taken into account has been discussed in more detail by post-processing the results of a higher mass neutron star merger simulation [17, 20], and of simulations of post-merger accretion disk models [45]. Our present simulations confirm these results in low-mass neutron star mergers. Additionally, they explicitly show the difference between simulations using a simple leakage scheme, and simulations using neutrino transport.

The results presented here are limited by a number of important assumptions in our simulations. The first is the study of equal mass binaries. Indeed, we know that unequal and equal mass BNS mergers show significant differences. In particular, unequal mass mergers eject a larger amount of material [28]. The second is the fact that we ignore magnetic fields. Over the short time scales considered here, magnetohydrodynamics effects are not expected to affect the evolution of neutron star remnant, but could drive additional outflows from the disk [22, 27]. Over longer time scales, magnetic fields would be critical to the spin evolution of the remnant neutron star, angular momentum transport, and heating in the disk, and possibly the formation of relativistic jets and magnetically-driven outflows. Finally, the relatively small numerical grid on which we evolve the equations of general relativistic hydrodynamics limits our ability to measure the mass and properties of the

outflows accurately. We expect to address these issues in the future. However, we do not expect these assumptions to significantly affect the main results of this work, i.e. the properties of the post-merger gravitational wave signal and the importance of the neutrino-matter interactions in the first 10 ms following the merger.

## ACKNOWLEDGMENTS

The authors wish to thank Jan Steinhoff for communicating values for the Love number or the neutron stars used in our simulations, Rodrigo Fernandez and Dan Kasen for useful discussions over the course of this work, and the members of the SxS collaboration for their advice and support. Support for this work was provided by NASA through Einstein Postdoctoral Fellowship grants numbered PF4-150122 (F.F.) and PF3-140114 (L.R.) awarded by the Chandra X-ray Center, which is operated by the Smithsonian Astrophysical Observatory for NASA under contract NAS8-03060; and through Hubble Fellowship grant number 51344.001 awarded by the Space Telescope Science Institute, which is operated by the Association of Universities for Research in Astronomy, Inc., for NASA, under contract NAS 5-26555. The authors at CITA gratefully acknowledge support from the NSERC Canada. M.D.D. acknowledges support through NSF Grant PHY-1402916. L.K. acknowledges support from NSF grants PHY-1306125 and AST-1333129 at Cornell, while the authors at Caltech acknowledge support from NSF Grants PHY-1404569, AST-1333520, NSF-1440083, and NSF CAREER Award PHY-1151197. Authors at both Cornell and Caltech also thank the Sherman Fairchild Foundation for their support. Computations were performed on the supercomputer Briarée from the Université de Montréal, and Guillimin from McGill University, both managed by Calcul Québec and Compute Canada. The operation of these supercomputers is funded by the Canada Foundation for Innovation (CFI), NanoQuébec, RMGA and the Fonds de recherche du Québec - Nature et Technologie (FRQ-NT). Computations were also performed on the Zwicky cluster at Caltech, supported by the Sherman Fairchild Foundation and by NSF award PHY-0960291. This work also used the Extreme Science and Engineering Discovery Environment (XSEDE) through allocation No. TG-PHY990007N, supported by NSF Grant No. ACI-1053575.

- 
- [1] J. Aasi *et al.* (LIGO Scientific Collaboration), *Class. Quantum Grav.* **32**, 074001 (2015), arXiv:1411.4547 [gr-qc].
  - [2] F. Acernese *et al.* (Virgo Collaboration), *Class. Quantum Grav.* **32**, 024001 (2015), arXiv:1408.3978 [gr-qc].
  - [3] Y. Aso, Y. Michimura, K. Somiya, M. Ando, O. Miyakawa, T. Sekiguchi, D. Tatsumi, and H. Yamamoto (The KAGRA Collaboration), *Phys. Rev. D* **88**, 043007 (2013), arXiv:1306.6747 [gr-qc].
  - [4] B. D. Metzger and E. Berger, *Astrophys. J.* **746**, 48 (2012), arXiv:1108.6056 [astro-ph.HE].
  - [5] R. Mochkovitch, M. Hernanz, J. Isern, and X. Martin, *Nature* **361**, 236 (1993).
  - [6] W. H. Lee and W. Kluźniak, in *Gamma-Ray Bursts, 4th Huntsville Symposium*, American Institute of Physics Conference Series, Vol. 428, edited by C. A. Meegan, R. D. Preece, & T. M. Koshut (1998) p. 798.
  - [7] H.-T. Janka, T. Eberl, M. Ruffert, and C. L. Fryer, *Astrophys. J.* **527**, L39 (1999), astro-ph/9908290.
  - [8] W. Fong and E. Berger, *Astrophys. J.* **776**, 18 (2013), arXiv:1307.0819 [astro-ph.HE].

- [9] J. M. Lattimer and D. N. Schramm, *Astrophys. J.* **210**, 549 (1976).
- [10] L.-X. Li and B. Paczynski, *Astrophys. J.* **507**, L59 (1998), arXiv:astro-ph/9807272 [astro-ph].
- [11] L. F. Roberts, D. Kasen, W. H. Lee, and E. Ramirez-Ruiz, *Astrophys. J. Lett.* **736**, L21 (2011), arXiv:1104.5504 [astro-ph.HE].
- [12] D. Kasen, N. R. Badnell, and J. Barnes, *Astrophys. J.* **774**, 25 (2013), arXiv:1303.5788 [astro-ph.HE].
- [13] M. Tanaka and K. Hotokezaka, *Astrophys. J.* **775**, 113 (2013), arXiv:1306.3742 [astro-ph.HE].
- [14] J. Barnes and D. Kasen, *Astrophys. J.* **775**, 18 (2013), arXiv:1303.5787 [astro-ph.HE].
- [15] J. Lippuner and L. F. Roberts, ArXiv e-prints (2015), arXiv:1508.03133 [astro-ph.HE].
- [16] O. Korobkin, S. Rosswog, A. Arcones, and C. Winteler, *Mon. Not. Roy. Astr. Soc.* **426**, 1940 (2012), arXiv:1206.2379 [astro-ph.SR].
- [17] S. Wanajo, Y. Sekiguchi, N. Nishimura, K. Kiuchi, K. Kyutoku, and M. Shibata, *Astrophys. J. Lett.* **789**, L39 (2014), arXiv:1402.7317 [astro-ph.SR].
- [18] M. Shibata and K. ō. Uryū, *Phys. Rev. D* **61**, 064001 (2000), gr-qc/9911058.
- [19] K. Barkett, M. A. Scheel, R. Haas, C. D. Ott, S. Bernuzzi, D. A. Brown, B. Szilágyi, J. D. Kaplan, J. Lippuner, C. D. Muhlberger, F. Foucart, and M. D. Duez, ArXiv e-prints (2015), arXiv:1509.05782 [gr-qc].
- [20] Y. Sekiguchi, K. Kiuchi, K. Kyutoku, and M. Shibata, *Phys. Rev. D* **91**, 064059 (2015), arXiv:1502.06660 [astro-ph.HE].
- [21] F. Foucart, E. O'Connor, L. Roberts, M. D. Duez, R. Haas, L. E. Kidder, C. D. Ott, H. P. Pfeiffer, M. A. Scheel, and B. Szilágyi, *Phys. Rev. D* **91**, 124021 (2015), arXiv:1502.04146 [astro-ph.HE].
- [22] K. Kiuchi, K. Kyutoku, Y. Sekiguchi, M. Shibata, and T. Wada, *Phys. Rev. D* **90**, 041502 (2014), arXiv:1407.2660 [astro-ph.HE].
- [23] K. Kiuchi, P. Cerdá-Durán, K. Kyutoku, Y. Sekiguchi, and M. Shibata, ArXiv e-prints (2015), arXiv:1509.09205 [astro-ph.HE].
- [24] B. Giacomazzo, J. Zrake, P. C. Duffell, A. I. MacFadyen, and R. Perna, *Astrophys. J.* **809**, 39 (2015), arXiv:1410.0013 [astro-ph.HE].
- [25] K. Dionysopoulou, D. Alic, and L. Rezzolla, ArXiv e-prints (2015), arXiv:1502.02021 [gr-qc].
- [26] D. Neilsen, S. L. Liebling, M. Anderson, L. Lehner, E. O'Connor, *et al.*, *Phys. Rev. D* **89**, 104029 (2014), arXiv:1403.3680 [gr-qc].
- [27] C. Palenzuela, S. L. Liebling, D. Neilsen, L. Lehner, O. L. Caballero, E. O'Connor, and M. Anderson, *Phys. Rev. D* **92**, 044045 (2015), arXiv:1505.01607 [gr-qc].
- [28] K. Hotokezaka, K. Kiuchi, K. Kyutoku, H. Okawa, Y.-i. Sekiguchi, M. Shibata, and K. Taniguchi, *Phys. Rev. D* **87**, 024001 (2013), arXiv:1212.0905 [astro-ph.HE].
- [29] K. Hotokezaka, K. Kiuchi, K. Kyutoku, T. Muranushi, Y.-i. Sekiguchi, M. Shibata, and K. Taniguchi, *Phys. Rev. D* **88**, 044026 (2013), arXiv:1307.5888 [astro-ph.HE].
- [30] S. Bernuzzi, A. Nagar, S. Balmelli, T. Dietrich, and M. Ujevic, *Phys. Rev. Lett.* **112**, 201101 (2014), arXiv:1402.6244 [gr-qc].
- [31] K. Takami, L. Rezzolla, and L. Baiotti, *Phys. Rev. Lett.* **113**, 091104 (2014), arXiv:1403.5672 [gr-qc].
- [32] K. Takami, L. Rezzolla, and L. Baiotti, *Phys. Rev. D* **91**, 064001 (2015), arXiv:1412.3240 [gr-qc].
- [33] R. De Pietri, A. Feo, F. Maione, and F. Löffler, ArXiv e-prints (2015), arXiv:1509.08804 [gr-qc].
- [34] R. Gold, S. Bernuzzi, M. Thierfelder, B. Bruggmann, and F. Pretorius, *Phys. Rev.* **D86**, 121501 (2012), arXiv:1109.5128 [gr-qc].
- [35] W. E. East and F. Pretorius, *Astrophys. J.* **760**, L4 (2012), arXiv:1208.5279 [astro-ph.HE].
- [36] S. Bernuzzi, T. Dietrich, W. Tichy, and B. Bruggmann, *Phys. Rev. D* **89**, 104021 (2014), arXiv:1311.4443 [gr-qc].
- [37] W. Kastaun, F. Galeazzi, D. Alic, L. Rezzolla, and J. A. Font, *Phys. Rev.* **D88**, 021501 (2013), arXiv:1301.7348 [gr-qc].
- [38] W. Kastaun and F. Galeazzi, *Phys. Rev.* **D91**, 064027 (2015), arXiv:1411.7975 [gr-qc].
- [39] T. Dietrich, N. Moldenhauer, N. K. Johnson-McDaniel, S. Bernuzzi, C. M. Markakis, B. Bruggmann, and W. Tichy, (2015), arXiv:1507.07100 [gr-qc].
- [40] N. Tacik, F. Foucart, H. P. Pfeiffer, R. Haas, S. Ossokine, J. Kaplan, C. Muhlberger, M. D. Duez, L. E. Kidder, M. A. Scheel, and B. Szilágyi, ArXiv e-prints (2015), arXiv:1508.06986 [gr-qc].
- [41] A. Bauswein, N. Stergioulas, and H.-T. Janka, *Phys. Rev. D* **90**, 023002 (2014), arXiv:1403.5301 [astro-ph.SR].
- [42] A. Bauswein and N. Stergioulas, *Phys. Rev. D* **91**, 124056 (2015), arXiv:1502.03176 [astro-ph.SR].
- [43] R. Fernández and B. D. Metzger, *Mon. Not. Roy. Astr. Soc.* **435**, 502 (2013), arXiv:1304.6720 [astro-ph.HE].
- [44] A. Bauswein, S. Goriely, and H.-T. Janka, *ApJ* **773**, 78 (2013), arXiv:1302.6530 [astro-ph.SR].
- [45] O. Just, A. Bauswein, R. Ardevol Pulpillo, S. Goriely, and H.-T. Janka, *Mon. Not. Roy. Astr. Soc.* **448**, 541 (2015), arXiv:1406.2687 [astro-ph.SR].
- [46] A. Perego, S. Rosswog, R. M. Cabezón, O. Korobkin, R. Käppeli, A. Arcones, and M. Liebendörfer, *Mon. Not. Roy. Astr. Soc.* **443**, 3134 (2014), arXiv:1405.6730 [astro-ph.HE].
- [47] R. Fernández, D. Kasen, B. D. Metzger, and E. Quataert, *Mon. Not. Roy. Astr. Soc.* **446**, 750 (2015), arXiv:1409.4426 [astro-ph.HE].
- [48] M. D. Duez, *Class. Quantum Grav.* **27**, 114002 (2010), arXiv:0912.3529 [astro-ph.HE].
- [49] M. Shibata and K. Taniguchi, *Living Reviews in Relativity* **14**, 6 (2011).
- [50] L. Lehner and F. Pretorius, *Annu. Rev. Astron. Astr.* **52**, 661 (2014).
- [51] F. Özel, D. Psaltis, R. Narayan, and A. Santos Villarreal, *Astrophys. J.* **757**, 55 (2012), arXiv:1201.1006 [astro-ph.HE].
- [52] <http://www.black-holes.org/SpEC.html>.
- [53] A. Bauswein, H.-T. Janka, K. Hebeler, and A. Schwenk, *Phys. Rev. D* **86**, 063001 (2012), arXiv:1204.1888 [astro-ph.SR].
- [54] L. Lindblom, M. A. Scheel, L. E. Kidder, R. Owen, and O. Rinne, *Class. Quantum Grav.* **23**, S447 (2006), arXiv:gr-qc/0512093v3 [gr-qc].
- [55] B. v. L. A. Harten, P. D. Lax, *SIAM Rev.* **25**, 35 (1983).
- [56] X.-D. Liu, S. Osher, and T. Chan, *Journal of Computational Physics* **115**, 200 (1994).
- [57] G.-S. Jiang and C.-W. Shu, *Journal of Computational Physics* **126**, 202 (1996).
- [58] M. D. Duez, F. Foucart, L. E. Kidder, H. P. Pfeiffer, M. A. Scheel, and S. A. Teukolsky, *Phys. Rev. D* **78**, 104015 (2008), arXiv:0809.0002 [gr-qc].
- [59] F. Foucart, M. B. Deaton, M. D. Duez, L. E. Kidder, I. Macdonald, C. D. Ott, H. P. Pfeiffer, M. A. Scheel, B. Szilágyi, and S. A. Teukolsky, *Phys. Rev. D* **87**, 084006 (2013), arXiv:1212.4810 [gr-qc].
- [60] L. Lindblom, M. A. Scheel, L. E. Kidder, R. Owen, and O. Rinne, *Class. Quantum Grav.* **23**, 447 (2006), gr-qc/0512093.

- [61] B. Szilágyi, L. Lindblom, and M. A. Scheel, *Phys. Rev. D* **80**, 124010 (2009), arXiv:0909.3557 [gr-qc].
- [62] T. Matsushima and P. S. Marcus, *Journal of Computational Physics* **120**, 365 (1995).
- [63] W. T. M. Verkleij, *Journal of Computational Physics* **136**, 100 (1997).
- [64] B. Szilágyi, *Int.J.Mod.Phys. D* **23**, 1430014 (2014), arXiv:1405.3693 [gr-qc].
- [65] M. B. Deaton, M. D. Duez, F. Foucart, E. O'Connor, C. D. Ott, L. E. Kidder, C. D. Muhlberger, M. A. Scheel, and B. Szilágyi, *Astrophys. J.* **776**, 47 (2013), arXiv:1304.3384 [astro-ph.HE].
- [66] F. Foucart, M. B. Deaton, M. D. Duez, E. O'Connor, C. D. Ott, R. Haas, L. E. Kidder, H. P. Pfeiffer, M. A. Scheel, and B. Szilágyi, *Phys. Rev. D* **90**, 024026 (2014), arXiv:1405.1121 [astro-ph.HE].
- [67] S. Rosswog and M. Liebendörfer, *Mon. Not. Roy. Astron. Soc.* **342**, 673 (2003), arXiv:astro-ph/0302301 [astro-ph].
- [68] M. Ruffert, H.-T. Janka, K. Takahashi, and G. Schaefer, *Astron. Astrophys.* **319**, 122 (1997), astro-ph/9606181.
- [69] E. O'Connor and C. D. Ott, *Class. Quantum Grav.* **27**, 114103 (2010), arXiv:0912.2393 [astro-ph.HE].
- [70] A. Burrows, S. Reddy, and T. A. Thompson, *Nuc. Phys. A* **777**, 356 (2006), astro-ph/0404432.
- [71] K. S. Thorne, *Mon. Not. Roy. Astr. Soc.* **194**, 439 (1981).
- [72] M. Shibata, K. Kiuchi, Y. Sekiguchi, and Y. Suwa, *Progress of Theoretical Physics* **125**, 1255 (2011), arXiv:1104.3937 [astro-ph.HE].
- [73] C. Y. Cardall, E. Endeve, and A. Mezzacappa, *Phys. Rev. D* **87**, 103004 (2013), arXiv:1209.2151 [astro-ph.HE].
- [74] H. P. Pfeiffer, L. E. Kidder, M. A. Scheel, and S. A. Teukolsky, *Comput. Phys. Commun.* **152**, 253 (2003), gr-qc/0202096.
- [75] F. Foucart, L. E. Kidder, H. P. Pfeiffer, and S. A. Teukolsky, *Phys. Rev. D* **77**, 124051 (2008), arXiv:arXiv:0804.3787 [gr-qc].
- [76] H. P. Pfeiffer, D. A. Brown, L. E. Kidder, L. Lindblom, G. Lovelace, and M. A. Scheel, *Class. Quantum Grav.* **24**, S59 (2007), gr-qc/0702106.
- [77] A. W. Steiner, M. Hempel, and T. Fischer, *Astrophys. J.* **774**, 17 (2013), arXiv:1207.2184 [astro-ph.SR].
- [78] M. Hempel, T. Fischer, J. Schaffner-Bielich, and M. Liebendörfer, *Astrophys. J.* **748**, 70 (2012), arXiv:1108.0848 [astro-ph.HE].
- [79] J. M. Lattimer and F. D. Swesty, *Nucl. Phys. A* **535**, 331 (1991).
- [80] T. Fischer, M. Hempel, I. Sagert, Y. Suwa, and J. Schaffner-Bielich, *European Physical Journal A* **50**, 46 (2014), arXiv:1307.6190 [astro-ph.HE].
- [81] P. Demorest, T. Pennucci, S. Ransom, M. Roberts, and J. Hessels, *Nature* **467**, 1081 (2010), arXiv:1010.5788 [astro-ph.HE].
- [82] J. Antoniadis, P. C. C. Freire, N. Wex, T. M. Tauris, R. S. Lynch, M. H. van Kerkwijk, M. Kramer, C. Bassa, V. S. Dhillon, T. Driebe, J. W. T. Hessels, V. M. Kaspi, V. I. Kondratiev, N. Langer, T. R. Marsh, M. A. McLaughlin, T. T. Pennucci, S. M. Ransom, I. H. Stairs, J. van Leeuwen, J. P. W. Verbiest, and D. G. Whelan, *Science* **340**, 448 (2013), arXiv:1304.6875 [astro-ph.HE].
- [83] A. W. Steiner, J. M. Lattimer, and E. F. Brown, *Astroph. J.* **722**, 33 (2010), arXiv:1005.0811 [astro-ph.HE].
- [84] A. W. Steiner, J. M. Lattimer, and E. F. Brown, *ApJ Letters* **765**, L5 (2013), arXiv:1205.6871 [nucl-th].
- [85] S. Guillot, M. Servillat, N. A. Webb, and R. E. Rutledge, *Astrophys. J.* **772**, 7 (2013), arXiv:1302.0023 [astro-ph.HE].
- [86] S. Bernuzzi, T. Dietrich, and A. Nagar, *Physical Review Letters* **115**, 091101 (2015), arXiv:1504.01764 [gr-qc].
- [87] G. B. Cook, S. L. Shapiro, and S. A. Teukolsky, *Astrophys. J.* **398**, 203 (1992).
- [88] G. B. Cook, S. L. Shapiro, and S. A. Teukolsky, *Astrophys. J.* **422**, 227 (1994).
- [89] J. D. Kaplan, C. D. Ott, E. P. O'Connor, K. Kiuchi, L. Roberts, and M. Duez, *Astrophys. J.* **790**, 19 (2014), arXiv:1306.4034 [astro-ph.HE].
- [90] M. Boyle and A. H. Mroué, *Phys. Rev. D* **80**, 124045 (2009), arXiv:0905.3177 [gr-qc].
- [91] X. Zhuge, J. M. Centrella, and S. L. W. McMillan, *Phys. Rev. D* **50**, 6247 (1994), arXiv:gr-qc/9411029.
- [92] R. Oechslin, S. Rosswog, and F.-K. Thielemann, *Phys. Rev. D* **65**, 103005 (2002), arXiv:gr-qc/0111005.
- [93] M. Shibata and K. Uryu, *Prog. Theor. Phys.* **107**, 265 (2002).
- [94] L. Baiotti, B. Giacomazzo, and L. Rezzolla, *Phys. Rev. D* **78**, 084033 (2008), arXiv:0804.0594 [gr-qc].
- [95] K. Kiuchi, Y. Sekiguchi, M. Shibata, and K. Taniguchi, *Phys. Rev. D* **80**, 064037 (2009), arXiv:0904.4551 [gr-qc].
- [96] N. Stergioulas, A. Bauswein, K. Zagkouris, and H.-T. Janka, *Mon. Not. Roy. Astr. Soc.* **418**, 427 (2011), arXiv:1105.0368 [gr-qc].
- [97] D. Shoemaker (LIGO Collaboration), "Advanced LIGO anticipated sensitivity curves," (2010), LIGO Document T0900288-v3.
- [98] J. Clark, A. Bauswein, L. Cadonati, H.-T. Janka, C. Pankow, and N. Stergioulas, *Phys. Rev. D* **90**, 062004 (2014), arXiv:1406.5444 [astro-ph.HE].
- [99] S. A. Balbus and J. F. Hawley, *Astrophys. J.* **376**, 214 (1991).
- [100] B. Giacomazzo and R. Perna, *Astrophys. J.* **771**, L26 (2013), arXiv:1306.1608 [astro-ph.HE].
- [101] E. Gourgoulhon, *ArXiv e-prints* (2010), arXiv:1003.5015 [gr-qc].
- [102] L. Dessart, C. D. Ott, A. Burrows, S. Rosswog, and E. Livne, *Astrophys. J.* **690**, 1681 (2009), arXiv:0806.4380.