

An investigation of equilibration in small quantum systems

J M Luck

Institut de Physique Théorique, Université Paris-Saclay, CEA and CNRS, 91191 Gif-sur-Yvette, France

Abstract. We investigate the equilibration of a small isolated quantum system by means of its matrix of asymptotic transition probabilities in a preferential basis. The trace of this matrix is put forward as a quantitative measure of the degree of equilibration in the system, from the standpoint of the chosen basis. This approach is illustrated on the example of a tight-binding particle in one dimension. In the regime of free ballistic propagation, the above trace saturates to a finite limit, testifying good equilibration. In the presence of a random potential, the trace grows linearly with the system size, testifying poor equilibration in the insulating regime induced by Anderson localization. In the weak-disorder situation of most interest, a universal finite-size scaling law describes the crossover between the ballistic and localized regimes. The associated crossover exponent $2/3$ is dictated by the anomalous band-edge scaling characterizing the most localized energy eigenstates.

E-mail: `jean-marc.luck@cea.fr`

1. Introduction

The study of equilibration and thermalization in isolated quantum systems is as old as Quantum Mechanics itself [1, 2, 3]. This classic subject has experienced a complete revival in the last decade, in parallel with the availability of new experimental results, especially on ultra-cold atoms (see [4, 5, 6, 7, 8] for reviews). The matter is rather subtle. On the one hand, an isolated quantum system undergoes unitary dynamics, keeping thus the memory of its initial state. On the other hand, if the system under scrutiny is large enough, Statistical Mechanics is expected to apply, at least approximately, when local observables and small subsystems are considered. The latter assertion is clearly very general, and would apply to classical systems as well.

A great deal of recent works have aimed at answering fundamental questions concerning equilibration and thermalization of large isolated quantum systems [9, 10, 11, 12, 13, 14, 15, 16, 17, 18, 19, 20, 21, 22, 23, 24]. Most questions addressed in these works, and tackled in many other contributions as well, concern the relevance of statistical-mechanical concepts such as ergodicity, temperature and ensembles, including the effective description of a small subsystem by a microcanonical or a canonical ensemble, the role of conservation laws, especially in integrable systems, and the thermalization properties of single highly-excited states.

In the present work we focus onto another, far less explored, facet of the problem, and have a closer look at small isolated quantum systems. We propose a quantitative measure of their degree of equilibration – or of lack of equilibration – based on their matrix of asymptotic transition probabilities in a preferential basis chosen once for all. In this context, by equilibration we mean (weak) convergence to a unique stationary state, irrespective of the initial state of the system. The motivation for the present work stems from a recent observation concerning a tight-binding quantum particle on a finite chain. Whereas the probability distribution of a classical random walker converges exponentially fast to a unique stationary state, the stationary state of a quantum walker (modelled as a tight-binding particle) keeps forever a weak but significant memory of its initial position along the chain [25].

The plan of this paper is as follows. In section 2 we present our general formalism and introduce the key object of this work, i.e., the matrix Q of asymptotic transition probabilities in a preferential basis. The main emphasis is on the dependence of its trace T on the dimension N of the Hilbert space. This dependence is proposed as a tool to measure the degree of equilibration of the system, from the viewpoint of the chosen preferential basis. We then analyze in detail the example of a tight-binding particle on a finite chain. The case of a free particle is investigated in section 3. The next three sections are devoted to the richer situation where the particle is subjected to a static random potential and may experience Anderson localization. General features of the localized regime are described in section 4. The situation of a weak disorder is investigated in section 5. We show that the trace T manifests universal behavior dictated by the anomalous band-edge scaling, in the weak-disorder localized regime and throughout the crossover between the ballistic and localized regimes. The non-universal features which characterize the strong-disorder regime are investigated in section 6, while section 7 contains a brief discussion of our findings.

2. Generalities

We consider an isolated quantum system whose Hilbert space has finite dimension N . This system is endowed with a preferential basis $|a\rangle$ ($a = 1, \dots, N$), chosen on some physical grounds, e.g. because it is easy to prepare the system in any of the basis states $|a\rangle$. In that basis the Hamiltonian is an $N \times N$ Hermitian matrix \mathcal{H} . We assume for simplicity that the energy eigenvalues E_n ($n = 1, \dots, N$) are non-degenerate. Let $|n\rangle$ be normalized eigenvectors so that $\mathcal{H}|n\rangle = E_n|n\rangle$.

If the system is initially prepared in one of the basis states, say $|a\rangle$, its state $|\psi_a(t)\rangle$ at subsequent times reads

$$|\psi_a(t)\rangle = \sum_n e^{-iE_n t} |n\rangle \langle n|a\rangle. \quad (2.1)$$

The probability of observing the system is state $|b\rangle$ at time t is therefore

$$P_{ab}(t) = |\langle b|\psi_a(t)\rangle|^2 = \sum_{m,n} e^{i(E_n - E_m)t} \langle b|m\rangle \langle m|a\rangle \langle a|n\rangle \langle n|b\rangle. \quad (2.2)$$

Henceforth we focus our attention onto the asymptotic stationary state reached by the system, defined by considering the time-averaged transition probabilities

$$Q_{ab} = \lim_{t \rightarrow \infty} \frac{1}{t} \int_0^t P_{ab}(t') dt'. \quad (2.3)$$

Because of the absence of spectral degeneracies, only the diagonal terms ($m = n$) of the double sum in (2.2) contribute to this limit. We thus obtain

$$Q_{ab} = \sum_n |\langle a|n\rangle|^2 |\langle b|n\rangle|^2. \quad (2.4)$$

The matrix Q so defined is the central object of the present work. It characterizes entirely the asymptotic stationary state issued from the initial state $|a\rangle$. The non-triviality of Q reflects the fact that an isolated quantum system undergoing unitary dynamics remembers its initial state forever. This everlasting memory affects asymptotic time-averaged quantities such as Q_{ab} . Let us start with a few general properties. The matrix Q is real symmetric and positive definite, as it reads

$$Q = RR^T, \quad (2.5)$$

where the matrix R is defined by

$$R_{an} = |\langle a|n\rangle|^2, \quad (2.6)$$

and R^T denotes the transpose of R . The matrices Q and R are doubly stochastic, i.e., their row and column sums equal unity:

$$\sum_a R_{an} = \sum_n R_{an} = \sum_a Q_{ab} = \sum_b Q_{ab} = 1. \quad (2.7)$$

The spectra of Q and R are however not simply related to each other in general, as the matrix R is not symmetric and may therefore have complex spectrum.

An alternative presentation consists in introducing the density matrix

$$\rho_a(t) = |\psi_a(t)\rangle \langle \psi_a(t)| = \sum_{m,n} e^{i(E_n - E_m)t} |m\rangle \langle m|a\rangle \langle a|n\rangle \langle n|, \quad (2.8)$$

whose time-averaged value

$$\omega_a = \lim_{t \rightarrow \infty} \frac{1}{t} \int_0^t \rho_a(t') dt' \quad (2.9)$$

reads

$$\omega_a = \sum_n |\langle a|n\rangle|^2 |n\rangle\langle n|. \quad (2.10)$$

The quantities $P_{ab}(t)$ and Q_{ab} can be recovered as

$$P_{ab}(t) = \text{tr } \rho_a(t) \Pi_b, \quad Q_{ab} = \text{tr } \omega_a \Pi_b, \quad (2.11)$$

where $\Pi_b = |b\rangle\langle b|$ is the projector onto the final state.

The asymptotic transition probabilities have the alternative expression

$$Q_{ab} = \text{tr } \omega_a \omega_b. \quad (2.12)$$

The diagonal elements Q_{aa} of the matrix Q therefore represent two things. First, by definition,

$$Q_{aa} = \sum_n |\langle a|n\rangle|^4 \quad (2.13)$$

is the stationary return probability to state $|a\rangle$. Second,

$$Q_{aa} = \text{tr } \omega_a^2 \quad (2.14)$$

is the so-called purity [26, 27] of the stationary density matrix ω_a issued from state $|a\rangle$. Its reciprocal

$$d_a = \frac{1}{Q_{aa}} = \frac{1}{\text{tr } \omega_a^2} \quad (2.15)$$

is the effective number of eigenstates $|n\rangle$ involved in ω_a , i.e., the effective dimension of the subspace in which the system equilibrates if initially launched in state $|a\rangle$. This interpretation has already been put forward in [15, 16, 19, 20, 22].

Our main goal is to investigate the quantum evolution from a typical initial basis state. In this context, it is natural to consider the trace of the matrix Q ,

$$T = \text{tr } Q = \sum_{a,n} |\langle a|n\rangle|^4, \quad (2.16)$$

and to interpret the ratio

$$D = \frac{N}{T} \quad (2.17)$$

as the effective dimension of the subspace which hosts the equilibration dynamics of a typical initial state. We have indeed

$$\frac{1}{D} = \frac{1}{N} \sum_a \frac{1}{d_a}. \quad (2.18)$$

The trace T can alternatively be viewed as the sum of the inverse participation ratios I_n of all eigenstates $|n\rangle$ (see (4.6), (4.8)).

The trace T and the effective dimension D always sit between extremal values corresponding to the following two limiting situations.

Ideal equilibration. This situation is met when the energy eigenstates are uniformly spread in the preferential basis. We have

$$R_{an} = |\langle a|n\rangle|^2 = \frac{1}{N} \quad (2.19)$$

for all a and n , and so

$$Q_{ab} = \frac{1}{N} \quad (2.20)$$

for all a and b : the asymptotic transition probability Q_{ab} is independent of the initial state $|a\rangle$ and on the final state $|b\rangle$. This situation therefore corresponds to ideal equilibration. The trace assumes its minimal value

$$T_{\min} = 1 \quad (D_{\max} = N). \quad (2.21)$$

No equilibration. This situation is the exact opposite of the previous one. It occurs when the Hamiltonian \mathcal{H} is diagonal in the preferential basis, so that the energy eigenstates $|n\rangle$ coincide with the basis states $|a\rangle$. We can therefore reorder the eigenstates $|n\rangle$ so as to have

$$R_{an} = |\langle a|n\rangle|^2 = \delta_{a,n} \quad (2.22)$$

for all a and n , and so

$$Q_{ab} = \delta_{a,b} \quad (2.23)$$

for all a and b . In such a situation, the system stays in its initial state forever: there is no equilibration at all. The trace assumes its maximal value

$$T_{\max} = N \quad (D_{\min} = 1). \quad (2.24)$$

In view of the above, we propose to use the growth law of the trace T with the dimension N of the Hilbert space as a tool to measure the degree of equilibration of an isolated quantum system, from the viewpoint of the chosen preferential basis. If T is much smaller than N (i.e., D is almost as large as N), typical energy eigenstates are rather extended in that basis, and so the system will show good equilibration. Conversely, if T is comparable to N (i.e., D is much smaller than N), typical energy eigenstates are rather localized in that basis, and so the system will keep a strong memory of its initial state and hardly exhibit any equilibration.

In the rest of this paper, we illustrate the above concepts on the one-body problem of a tight-binding particle in one dimension.

3. Free particle

In this section we investigate the simple situation of a free tight-binding particle on a finite chain of N sites. This problem has already been tackled in [25, Appendix A]. The preferential basis consists of the local Wannier states $|a\rangle$ ($a = 1, \dots, N$). The energy eigenvalue equation reads

$$E\psi_a = \psi_{a+1} + \psi_{a-1}, \quad (3.1)$$

where $\psi_a = \langle a|\psi\rangle$.

For an open chain with Dirichlet boundary conditions ($\psi_0 = \psi_{N+1} = 0$), the non-degenerate energy eigenvalues and eigenstates read

$$E_n = 2 \cos \frac{n\pi}{N+1}, \quad (3.2)$$

$$\langle a|n\rangle = \sqrt{\frac{2}{N+1}} \sin \frac{an\pi}{N+1}, \quad (3.3)$$

($n = 1, \dots, N$), and so

$$R_{an} = \frac{2}{N+1} \sin^2 \frac{an\pi}{N+1}. \quad (3.4)$$

This situation is one of the rare cases where the matrix R is symmetric. We have

$$Q_{ab} = \left(\frac{2}{N+1} \right)^2 \sum_n \sin^2 \frac{an\pi}{N+1} \sin^2 \frac{bn\pi}{N+1}. \quad (3.5)$$

This sum can be worked out explicitly. We thus obtain

$$Q_{ab} = \frac{1}{N+1} \left(1 + \frac{1}{2} \delta_{a,b} + \frac{1}{2} \delta_{a+b, N+1} \right). \quad (3.6)$$

With respect to its background value $1/(N+1)$, the transition probability Q_{ab} is enhanced by a factor $3/2$ at the starting point ($b = a$) and at the mirror-symmetric position ($b = N+1 - a$). In the special case where the starting point is at the middle of an odd chain (N odd and $a = (N+1)/2$), the enhancement factor of the return probability reaches 2.

The corresponding trace

$$T = \frac{6N+1 - (-1)^N}{4(N+1)} \quad (3.7)$$

saturates to the finite value

$$T = \frac{3}{2} \quad (3.8)$$

for large system sizes.

This limit is larger than the minimal value (2.21) by a finite factor. Our approach thus predicts that a free (i.e., ballistic) quantum particle on a finite system has good, albeit not ideal, equilibration properties.

This conclusion can be corroborated by looking at the position X of a particle launched at site a . The stationary mean value of X ,

$$\langle X \rangle = \text{tr}(\omega_a X) = \sum_b b Q_{ab} = \frac{N+1}{2}, \quad (3.9)$$

is dictated by the symmetry of the energy eigenstates, and therefore strictly independent of the initial state. The mean square position reads

$$\begin{aligned} \langle X^2 \rangle &= \text{tr}(\omega_a X^2) = \sum_b b^2 Q_{ab} \\ &= \frac{(N+1)^2}{3} - \frac{a(N+1-a)}{N+1} + \frac{1}{6}. \end{aligned} \quad (3.10)$$

The second term exhibits a weak dependence, of relative order $1/N$, on the particle's initial position a .

4. Particle in a random potential: generalities

We now address the richer situation where the quantum particle is subjected to a static random potential. The energy eigenvalue equation now reads

$$E\psi_a = \psi_{a+1} + \psi_{a-1} + V_a\psi_a. \quad (4.1)$$

We still consider an open chain of N sites with Dirichlet boundary conditions ($\psi_0 = \psi_{N+1} = 0$). The on-site energies V_a which build up the random potential are independent from each other and drawn from a symmetric distribution $f(V)$, so that[‡] $\overline{V} = 0$ and $\overline{V^2} = w^2$, where w is referred to as the strength of the disorder.

The symmetric uniform and binary distributions

$$f_{\text{uni}}(V) = \frac{1}{2w\sqrt{3}} \quad (-w\sqrt{3} < V < w\sqrt{3}), \quad (4.2)$$

$$f_{\text{bin}}(V) = \frac{1}{2}(\delta(V - w) + \delta(V + w)) \quad (4.3)$$

will be used hereafter in numerical studies.

It is a well-known feature of Anderson localization that all eigenstates are exponentially localized in one dimension, irrespective of the disorder strength w [28, 29, 30]. In the weak-disorder regime ($w \rightarrow 0$), the spectrum is close to that of a free particle, i.e., a band parametrized by the dispersion relation

$$E = 2 \cos q. \quad (4.4)$$

Within the band, the localization length diverges according to the universal law

$$\xi \approx \frac{8 \sin^2 q}{w^2}, \quad (4.5)$$

known as the Thouless formula [31]. This perturbative estimate breaks down near the band edges ($E \rightarrow \pm 2$, i.e., $q \rightarrow 0$ and π), where the numerator vanishes. Right at the band edges, eigenstates are actually more strongly localized, as their localization length only diverges as $w^{-2/3}$ [32, 33, 34, 35, 36]. This anomalous band-edge scaling will play a key role in the following (see section 5). For a larger disorder strength w , beyond the above universal regime, all energy eigenstates are strongly localized, as the localization length becomes comparable to the lattice spacing.

The degree of localization of eigenstate $|n\rangle$ is commonly characterized by the inverse participation ratio (IPR) [37, 38, 39, 40]

$$I_n = \sum_a \langle a|n\rangle^4, \quad (4.6)$$

where $\psi_{a,n} = \langle a|n\rangle$ is the normalized real wavefunction of eigenstate $|n\rangle$ at site a . The participation ratio (PR)

$$\ell_n = \frac{1}{I_n} \quad (4.7)$$

measures how many sites ‘participate’ in eigenstate $|n\rangle$, in the sense that their weights $\langle a|n\rangle^2$ are appreciable. It therefore gives an estimate of the spatial extent of that eigenstate.

The definitions (2.13) of the return probabilities Q_{aa} and (4.6) of the IPR I_n are dual to each other: $d_a = 1/Q_{aa}$ measures how many eigenstates $|n\rangle$ have appreciable

[‡] A bar denotes an average with respect to the distribution $f(V)$ of the random potential.

weights at site a , while $\ell_n = 1/I_n$ measures how many sites a have appreciable weights in eigenstate $|n\rangle$. We have in particular the sum rules

$$T = \sum_a Q_{aa} = \sum_n I_n. \quad (4.8)$$

In the weak-disorder regime, the spatial extent $\ell_n = 1/I_n$ of typical eigenstates is expected to be as large as the localization length, and therefore to diverge according to the Thouless formula (4.5). As soon as disorder is strong enough, typical values of ℓ_n becomes much smaller than the system size N . In this insulating regime, it is to be expected that the return probabilities Q_{aa} and the IPR I_n are fluctuating quantities of the same order of magnitude, whose distributions become asymptotically independent of N . In particular, their common mean value

$$\overline{Q} = \overline{I} \quad (4.9)$$

dictates the asymptotic linear growth of the trace T with the system size:

$$T \approx \overline{Q}N. \quad (4.10)$$

The trace therefore grows proportionally to its maximal value (2.24), albeit with a smaller amplitude $\overline{Q} < 1$. This key result is to be contrasted with its counterpart (3.8) in the case of a free particle. Whereas a quantum particle has good equilibration properties in the regime of free ballistic propagation, it has poor equilibration properties in the insulating or localized regime. Indeed, as a consequence of (2.17) and (4.10), its equilibration dynamics typically takes place in a subspace whose dimension

$$D = 1/\overline{Q} \quad (4.11)$$

stays finite in the limit of an infinite chain.

The next two sections are devoted to a quantitative analysis of the problem in the weak-disorder regime (section 5) and in the strong-disorder regime (section 6). Before this, it is worth illustrating the above concepts and results by means of numerical results for a generic disorder strength.

We begin with the matrix R defined in (2.6). In the case of a free particle, this matrix is symmetric (see (3.4)). As soon as a random potential is present, this symmetry property is broken, and we are facing the generic situation where R has complex spectrum. This is illustrated in figure 1, showing this spectrum for a uniform distribution of the potential with three different disorder strengths w . For each w , the spectra of 300 samples of size $N = 100$ are superimposed. The spectra appear to be roughly circular, with a radius growing slowly with w .

We then look at the distributions $f(Q)$ of the return probabilities Q_{aa} and $f(I)$ of the IPR I_n . Figure 2 shows plots of these probability distributions, for a uniform distribution of the random potential with three different disorder strengths w . For each value of w , data are gathered over 10^5 samples of size $N = 100$. Finite-size effects are negligible. As expected from the above discussion, the distributions $f(Q)$ (full curves) and $f(I)$ (dashed curves) are very similar to each other. The distribution of the IPR is only slightly broader, especially at weak disorder.

We finally investigate the mean return probability \overline{Q} , which is the key quantity governing the asymptotic linear growth (4.10) of the trace T . The overall dependence of \overline{Q} on the type and strength of disorder is illustrated in figure 3, showing \overline{Q} against $w/(w+1)$ for uniform and binary distributions of the random potential. The choice of abscissa allows a convenient representation of the infinite-disorder limit. For the

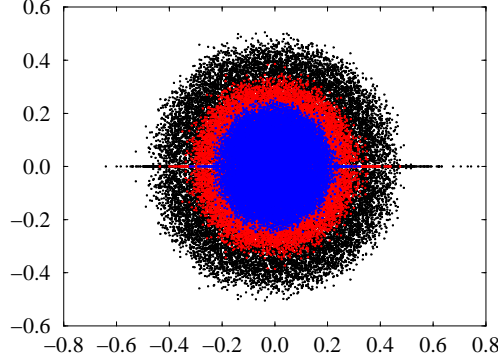


Figure 1. Complex spectrum of the matrix R for a uniform distribution of the random potential with three relatively small disorder strengths: $w = 0.1$ (blue), $w = 0.3$ (red) and $w = 1$ (black).

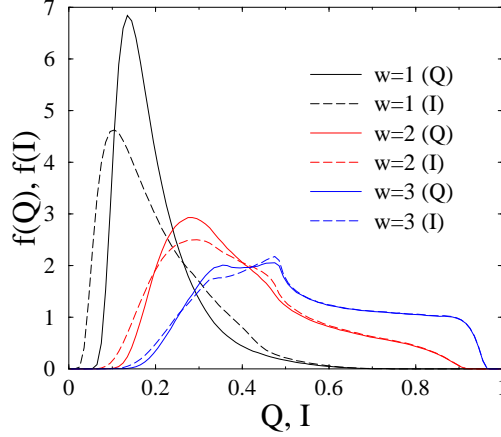


Figure 2. Distributions $f(Q)$ of the return probabilities Q_{aa} (full curves) and $f(I)$ of the IPR I_n (dashed curves) for a uniform distribution of the random potential with three different disorder strengths w .

system size $N = 400$ used here, finite-size corrections are much smaller than statistical errors, which are themselves smaller than the symbol size. For both types of disorder, the mean return probability increases smoothly with the disorder strength w . It will be shown in section 5 that \overline{Q} obeys a universal growth in $w^{4/3}$ in the weak-disorder regime (see (5.11), (5.12)). Its behavior in the strong-disorder regime depends on the type of disorder. This question will be studied in section 6. For a continuous distribution, such as the uniform one, \overline{Q} goes to unity with a finite slope, i.e., a leading $1/w$ correction (see (6.8)). Discrete distributions give rise to a non-trivial infinite-disorder limit, which reads $\overline{Q}_\infty \approx 0.373$ for the binary distribution (see (6.11)).

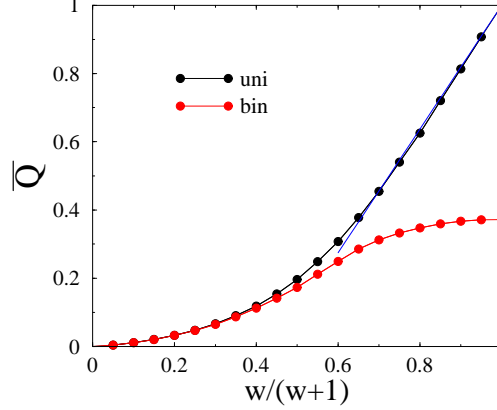


Figure 3. Mean return probability \overline{Q} against $w/(w+1)$ for uniform and binary distributions of the random potential. Blue straight line: strong-disorder estimate (6.8), (6.10) for the uniform distribution.

5. Particle in a random potential: weak-disorder regime

This section is devoted to an in-depth analysis of the weak-disorder regime. Our main goals are to determine the behavior of the key quantity \overline{Q} in this regime, and to investigate the crossover between the laws (3.8) and (4.10).

5.1. Perturbation theory

Let us begin by deriving the prediction of standard second-order perturbation theory for the trace T . In the presence of the random potential, the unnormalized n -th eigenstate reads

$$\begin{aligned}
 |n\rangle_{\text{random}} = & |n\rangle + \sum_{m \neq n} \frac{\langle m|V|n\rangle}{E_n - E_m} |m\rangle \\
 & + \sum_{m \neq n} \sum_{l \neq n} \frac{\langle m|V|l\rangle \langle l|V|n\rangle}{(E_n - E_m)(E_n - E_l)} |m\rangle \\
 & - \langle n|V|n\rangle \sum_{m \neq n} \frac{\langle m|V|n\rangle}{(E_n - E_m)^2} |m\rangle + \dots,
 \end{aligned} \tag{5.1}$$

where E_n and $|n\rangle$ pertain to the free problem (see (3.2), (3.3)).

An expansion of the disorder-averaged trace T can be derived by inserting the expression (5.1), once properly normalized, into the definition (2.16). Using

$$\overline{\langle k|V|l\rangle \langle m|V|n\rangle} = w^2 \sum_a \langle a|k\rangle \langle a|l\rangle \langle a|m\rangle \langle a|n\rangle, \tag{5.2}$$

we obtain

$$T = T^{(0)} + T^{(2)}w^2 + \dots, \tag{5.3}$$

where $T^{(0)}$ is given by (3.7), while

$$T^{(2)} = \sum_{a,b,n} \left(4\langle a|n\rangle\langle b|n\rangle(\langle a|n\rangle^2 - I_n)(X_{abn}X_{bbn} - \langle b|n\rangle^2 Y_{abn}) \right. \\ \left. + (6\langle a|n\rangle^2 - 2I_n)\langle b|n\rangle^2 X_{abn}^2 \right), \quad (5.4)$$

with the notations (3.2), (3.3), (4.6) and the shorthands

$$X_{abn} = \sum_{m \neq n} \frac{\langle a|m\rangle\langle b|m\rangle}{E_n - E_m}, \quad Y_{abn} = \sum_{m \neq n} \frac{\langle a|m\rangle\langle b|m\rangle}{(E_n - E_m)^2}. \quad (5.5)$$

The quantities $T^{(0)}$ and $T^{(2)}$ are rational numbers for any system size N . Table 1 gives their explicit values for N up to 10.

N	1	2	3	4	5	6	7	8	9	10
$T^{(0)}$	1	1	$\frac{5}{4}$	$\frac{6}{5}$	$\frac{4}{3}$	$\frac{9}{7}$	$\frac{11}{8}$	$\frac{4}{3}$	$\frac{7}{5}$	$\frac{15}{11}$
$T^{(2)}$	0	$\frac{1}{2}$	$\frac{1}{64}$	$\frac{243}{250}$	$\frac{5}{9}$	$\frac{71}{49}$	$\frac{325}{256}$	$\frac{61}{27}$	$\frac{517}{250}$	$\frac{787}{242}$

Table 1. Exact rational values of the terms $T^{(0)}$ and $T^{(2)}$ of the expansion (5.3) of the disorder-averaged trace T , for system sizes N up to 10.

The triple sum entering (5.4) can be fully worked out as a function of N by means of symbolic computer routines. We prefer to skip every detail and give the end result

$$T^{(2)} = \frac{13(N+1)^2}{540} + \frac{\Delta_N}{4320(N+1)^2}, \quad (5.6)$$

with

$$\Delta_N = 181 + 675(2N^2 + 4N + 1)(-1)^N \\ + 320 \left(\frac{4N+7}{\sqrt{3}} \sin \frac{2N\pi}{3} - (4N+3) \cos \frac{2N\pi}{3} \right). \quad (5.7)$$

This formula testifies the complexity of the problem at hand. The quantity $T^{(0)}$ (see (3.7)) contains a damped oscillatory term in $(-1)^N$ with period 2 in N , while $T^{(2)}$ has damped oscillatory terms with periods 2 and 3.

For a long sample, and more precisely in the regime where $w \rightarrow 0$ before $N \rightarrow \infty$, the expansion (5.3) simplifies to

$$T \approx \frac{3}{2} + \frac{13}{540} N^2 w^2. \quad (5.8)$$

5.2. Weak-disorder localized regime

Let us now consider the weak-disorder localized regime, corresponding to the opposite order of limits, i.e., $N \rightarrow \infty$ before $w \rightarrow 0$. The second sum in (4.8) expresses the trace T as a sum of the IPR of all the energy eigenstates. In the weak-disorder regime ($w \rightarrow 0$), the IPR $I_n \sim 1/\ell_n$ of generic band states scales as w^2 , namely as the reciprocal of the perturbative estimate (4.5) for the localization length. Edge states, whose energies are close to band edges ($E_n \approx \pm 2$), are however much more strongly localized, and their IPR is expected to scale as $w^{2/3}$.

In order to build up an estimate for the trace T , we need to know how many such edge states contribute to (4.8). This number can be estimated by making use of

anomalous band-edge scaling, which has been investigated first in continuum models with a white-noise potential [32, 33], and then at the band edges of tight-binding models [34, 35, 36]. The main result of the latter works can be expressed in the following compact form. The complex characteristic exponent $\Omega(E) = \gamma(E) + i\pi H(E)$, where $\gamma(E) = 1/\xi(E)$ is the reciprocal of the localization length, while $H(E)$ is the integrated density of states (between E and $+\infty$), obeys the scaling law

$$\Omega(E) \approx (w^2/2)^{1/3} G\left(\frac{E-2}{(w^2/2)^{2/3}}\right) \quad (5.9)$$

at the upper band edge ($E \rightarrow 2$), throughout the regime where w and $E-2$ are simultaneously small. The complex scaling function

$$G(x) = e^{-2i\pi/3} \frac{\text{Ai}'(e^{-2i\pi/3}x)}{\text{Ai}(e^{-2i\pi/3}x)} = \frac{\text{Ai}'(x) + i\text{Bi}'(x)}{\text{Ai}(x) + i\text{Bi}(x)} \quad (5.10)$$

involves Airy functions Ai and Bi.

The scaling law (5.9) implies that the inverse localization length $\gamma(E)$ and the integrated density of states $H(E)$ scale as $w^{2/3}$ in a scaling region of width $\Delta E \sim w^{4/3}$ around each band edge ($E \approx \pm 2$). Coming back to the trace T , the second sum in (4.8) involves N band states, whose IPR scales as w^2 , and a number of order $Nw^{2/3}$ of edge states, whose IPR scales as $w^{2/3}$. Edge states therefore govern the behavior of \overline{Q} and of T at weak disorder, which reads

$$\overline{Q} \approx Aw^{4/3}, \quad T \approx Aw^{4/3}N. \quad (5.11)$$

We have no analytical prediction for the amplitude A . Deriving such a prediction would require an extension to the full band-edge scaling regime of the analysis of the IPR distribution at weak disorder performed in [41]. This task looks formidable. Investigating the distribution of the IPR is also known to be difficult in other contexts, as testified by a recent study of this question for the discrete Laplacian on random regular graphs [42].

In order to obtain a numerical value of the amplitude A , we have replotted the data of figure 3 in figure 4, where the ratio $\overline{Q}/w^{4/3}$ is shown against $w/(w+1)$. The data for uniform and binary disorder have a very weak dependence on w in the weak-disorder regime. Quadratic fits of the first 7 points of each series (hardly visible blue curves) respectively yield $A \approx 0.207$ and $A \approx 0.206$. We thus obtain an accurate determination of the amplitude

$$A \approx 0.21. \quad (5.12)$$

5.3. Weak-disorder crossover between ballistic and localized regimes

The aim of this section is to study the full weak-disorder crossover between the ballistic and localized regimes, which takes place when $w \rightarrow 0$ and $N \rightarrow \infty$ simultaneously. The line of thought of section 5.2 can be summarized as follows. In the weak-disorder regime, the second sum entering the expression (4.8) of the trace T is dominated by edge states. The number of these edge states grows as $Nw^{2/3}$, while the PR of each of them scales as $w^{2/3}$. These estimates give rise to (5.11) as long as N is large enough, i.e., much larger than $w^{-2/3}$.

Two phenomena occur simultaneously at the crossover length $N \sim w^{-2/3}$: the number of edge states becomes of order unity, while their localization length becomes

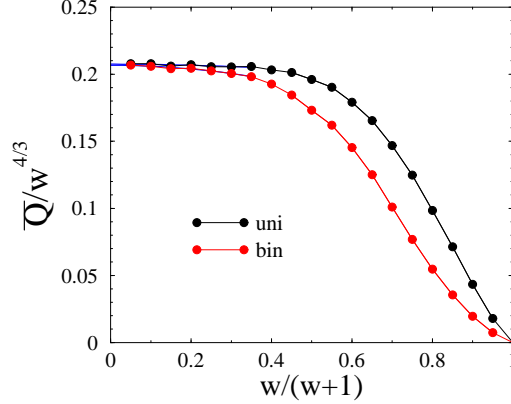


Figure 4. Ratio $\bar{Q}/w^{4/3}$ against $w/(w+1)$, for uniform and binary distributions of the random potential. Data for \bar{Q} are taken from figure 3. Blue curves: quadratic fits of the first 7 points of each dataset yielding $A \approx 0.207$ and $A \approx 0.206$.

comparable to the system size. Putting everything together, we are led to write down a universal finite-size scaling law of the form

$$T \approx T^{(0)} + \frac{1}{N} \Phi(Nw^{2/3}). \quad (5.13)$$

The first term $T^{(0)}$ is the value of T in the absence of disorder, given by (3.7), and so we have $\Phi(0) = 0$. The prefactor $1/N$ of the second term testifies that the number of relevant edge states becomes of order unity at the crossover length.

Surprisingly enough, if the limiting value $3/2$ (see (3.8)) had been chosen as the first term of (5.13) instead of the exact N -dependent expression (3.7) for $T^{(0)}$, the finite-size scaling function $\Phi(x)$ would have been corrected by a finite offset depending on the parity of the system size, i.e., $\Phi(0) = -3/2$ (resp. $\Phi(0) = -1$) for N even (resp. N odd).

The finite-size scaling formula (5.13) interpolates between (3.8) and (5.11), respectively corresponding to the ballistic and localized regimes. When $x = Nw^{2/3}$ is small, the results (3.8) and (5.8) are recovered as

$$\Phi(x) \approx \frac{13x^3}{540} \quad (x \rightarrow 0). \quad (5.14)$$

When $x = Nw^{2/3}$ is large, the linear growth (5.11) is recovered as

$$\Phi(x) \approx Ax^2 \quad (x \rightarrow \infty). \quad (5.15)$$

Figure 5 shows plots of the finite-size scaling functions $\Phi(x)$ (left) and $\Phi(x)/x^2$ (right), against $x = Nw^{2/3}$. The right plot shows better the small- x and large- x regimes. Data points correspond to uniform and binary distributions and system sizes $N = 200$ and 400 . Finite-size effects are negligible. Full curves show a common three-parameter fit of the four data series confirming the behavior (5.15) at large x , with $A \approx 0.205$, in good agreement with (5.12).

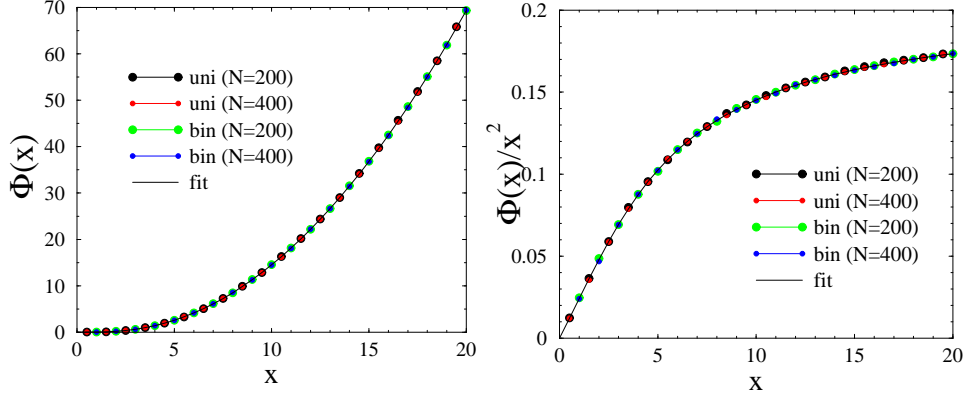


Figure 5. Finite-size scaling functions $\Phi(x)$ (left) and $\Phi(x)/x^2$ (right), against $x = Nw^{2/3}$. Symbols: data for uniform and binary distributions and $N = 200$ and 400 . Full curves: common fit yielding $A \approx 0.205$.

6. Particle in a random potential: strong-disorder regime

This section is devoted to the strong-disorder regime ($w \rightarrow \infty$). Our main goal is to explain the qualitatively different behavior of the mean return probability \overline{Q} for continuous and discrete distributions (see figure 3).

6.1. Continuous distribution of disorder

We consider first the case where the on-site energies V_a are drawn from a continuous distribution $f(V)$. The differences between on-site energies at consecutive sites are typically of the order of the disorder strength w , i.e., very large. To leading order as $w \rightarrow \infty$, eigenstates are therefore localized onto single sites: site number a supports an eigenstate with amplitudes $\langle a|n\rangle = \delta_{n,a}$ and energy $E_n = V_a$. This is an example of the situation of ‘no equilibration’ described in section 2. We have

$$\overline{Q} \rightarrow 1 \quad (w \rightarrow \infty). \quad (6.1)$$

The first correction to this limit comes from pairs of consecutive sites such that the differences between their on-site energies is of order unity, i.e., comparable to the free bandwidth, and therefore much smaller than w . Assuming sites 1 and 2 form such a pair, we are led to consider the effective problem

$$E\psi_a = \psi_{a+1} + \psi_{a-1} + V_a\psi_a \quad (6.2)$$

($a = 1, 2$), with Dirichlet boundary conditions ($\psi_0 = \psi_3 = 0$). The neighboring on-site energies V_0 and V_3 are indeed generic, and therefore very large. This two-site problem boils down to the equations

$$\psi_2 = (E - V_1)\psi_1, \quad \psi_1 = (E - V_2)\psi_2. \quad (6.3)$$

We thus obtain two eigenstates, whose energies read

$$E_{\pm} = \frac{1}{2} \left(V_1 + V_2 \pm \sqrt{4 + (V_1 - V_2)^2} \right). \quad (6.4)$$

The common value of the IPR of these eigenstates reads

$$I = 1 - \frac{2}{4 + (V_1 - V_2)^2}. \quad (6.5)$$

By averaging this result over disorder, we obtain the estimate

$$\overline{Q} \approx 1 - 4 \overline{(4 + (V_1 - V_2)^2)^{-1}}. \quad (6.6)$$

In order to make this result more explicit, we set

$$V_a = w x_a. \quad (6.7)$$

The reduced random variables x_a have a symmetric continuous distribution $g(x)$ such that $\overline{x^2} = 1$. Changing variables in (6.6) from V_1 and V_2 to their sum and difference, we obtain after some algebra the first correction to the limit (6.1) in the form

$$\overline{Q} \approx 1 - \frac{2\pi C}{w}, \quad (6.8)$$

where the constant

$$C = \int_{-\infty}^{\infty} g(x)^2 dx \quad (6.9)$$

measures the probability that two x values are very near each other.

For the uniform distribution (4.2), we obtain $C = 1/(2\sqrt{3})$, and therefore

$$\overline{Q} \approx 1 - \frac{\pi}{\sqrt{3}w}. \quad (6.10)$$

This estimate, shown in figure 3 as a straight line with slope $\pi/\sqrt{3} = 1.813799$, agrees with the data for the uniform distribution down to moderate values of the disorder strength.

6.2. Discrete distribution of disorder

Let us now turn to the case where the on-site energies are drawn from a discrete distribution, considering for definiteness the binary distribution (4.3). In this situation, the mean return probability saturates to the limit (see figure 3)

$$\overline{Q}_{\infty} \approx 0.373. \quad (6.11)$$

The occurrence of a non-trivial infinite-disorder limit can be explained as follows. The binary disorder partitions the chain into molecules, i.e., clusters of consecutive sites with the same on-site potentials. For the symmetric binary distribution, the size of a molecule, i.e., the number $m = 1, 2, \dots$ of its sites, is geometrically distributed as

$$p_m = \frac{1}{2^m}. \quad (6.12)$$

In the strong-disorder regime, in a first approximation, the eigenvalue equation (4.1) is to be solved separately on each molecule, with Dirichlet boundary conditions. Each molecule possesses m eigenstates given by (3.3), up to the replacement of the system size N by the molecule size m . We thus obtain the following molecular approximation for the infinite-disorder mean return probability:

$$\overline{Q}_{\text{mol}} = \frac{1}{2} \sum_{m \geq 1} p_m T_m, \quad (6.13)$$

where T_m is given by (3.7), up to the replacement of N by m . This yields

$$\overline{Q}_{\text{mol}} = \frac{3}{2} - \ln 2 - \frac{\ln 3}{4} = 0.532199. \quad (6.14)$$

The above prediction only provides an upper bound for \overline{Q}_{∞} . The reason is that degenerate molecular states of neighboring molecules may hybridize. The resulting states are more delocalized than the original molecular ones, and so \overline{Q}_{∞} is smaller than $\overline{Q}_{\text{mol}}$. The phenomenon of partial delocalization through hybridization in the presence of a strong potential has been investigated on aperiodic chains [43]. To our knowledge, it has not been looked at in detail in the case of random disorder.

Figure 6 shows two typical hybridized states whose energies are very close to each other. The logarithm of $|\psi_a|$ is plotted against position a along the chain. Circled symbols show the common *support* of both states, i.e., the six sites where the amplitudes $|\psi_a|$ are of order unity, while those at all other sites fall off as inverse powers of w .

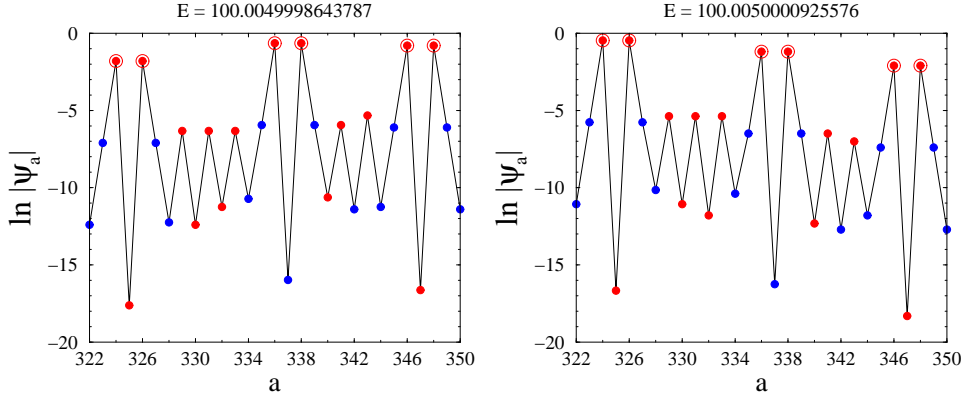


Figure 6. Two typical hybridized states in a chain of size $N = 1000$ for a binary disorder with $w = 100$. Red (blue) symbols: $\ln |\psi_a|$ at sites such that $V_a = w$ ($V_a = -w$). Circled symbols: support of the states.

We now consider a generic eigenstate in the strong-disorder regime. We define its *size* s as the number of sites where the amplitudes $|\psi_a|$ are of order unity ($s = 6$ for the states shown in figure 6). We also define its *range* r as the distance between the leftmost and the rightmost sites of its support ($r = 348 - 324 = 24$ for the states shown in figure 6). Figure 7 shows logarithmic plots of the probability distributions p_s and p_r of eigenstate sizes and ranges. A disorder strength $w = 200$ already yields accurate asymptotic strong-disorder data. The latter are gathered over 5×10^6 samples of size $N = 200$. The probability distribution p_m of the molecular size m (see (6.12)) is also plotted for comparison. The data suggest an exponential decay of all these distributions, of the form

$$p_m \sim e^{-\alpha_m m}, \quad p_s \sim e^{-\alpha_s s}, \quad p_r \sim e^{-\alpha_r r}. \quad (6.15)$$

For the molecular size m , (6.12) yields $\alpha_m = \ln 2 = 0.693147$. For the eigenstate size s and range r , the least-square fits shown in figure 7 yield $\alpha_s \approx 0.62$ and $\alpha_r \approx 0.25$.

The appreciable differences between α_r and α_m and between \overline{Q}_{∞} and $\overline{Q}_{\text{mol}}$ testify that the strong-disorder hybridization mechanism described above has sizeable consequences in generic circumstances.

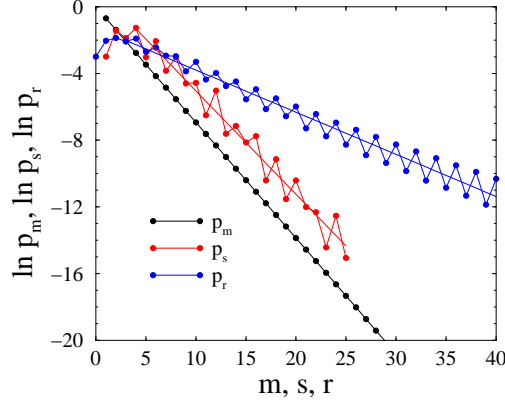


Figure 7. Logarithmic plots of the probability distributions p_m of the molecular size m and p_s and p_r of the eigenstate size s and range r for a strong symmetric binary disorder. Straight lines: least-square fits for s and r larger than 3 yielding $\alpha_s \approx 0.62$ and $\alpha_r \approx 0.25$.

7. Discussion

In this work we have proposed a tool to measure the degree of equilibration of small isolated quantum systems. This subject has received little attention to date, in spite of the upsurge of activity in the physics of ultra-cold atoms and the plenty of works devoted to thermalization in many-body quantum systems. The originality of our approach consists in dealing with all possible initial states on the same footing, once a preferential basis has been chosen once for all. The key object of the present study is the full matrix of asymptotic transition probabilities Q_{ab} in the chosen basis. The trace $T = \text{tr } Q$ is put forward as a quantitative measure of the degree of equilibration.

This novel tool has been tested by means of an in-depth study of a simple one-body problem, namely a tight-binding particle on a finite chain of N sites. In the freely propagating regime (section 3), the trace T saturates to the limit $T = 3/2$, a finite factor above the minimal value $T_{\min} = 1$, testifying good equilibration. In the presence of a random potential whose disorder strength is w , the trace grows asymptotically as $T \approx \bar{Q}N$ in the Anderson localized regime. This linear growth is proportional to the maximal value $T_{\max} = N$, corresponding to no equilibration (i.e., full localization). The amplitude $\bar{Q} < 1$ is the mean return probability of the particle to its starting point. Its dependence on the type and strength of disorder has been studied in detail. In the weak-disorder situation, we have evidenced the universal power law $\bar{Q} \approx Aw^{4/3}$ in the localized regime, with $A \approx 0.21$, as well as the finite-size scaling law (5.13) interpolating between the ballistic and the weak-disorder localized regimes. Both features are intimately related to the anomalous band-edge scaling characterizing the most localized energy eigenstates.

To close, it is tempting to apply the present approach to many-body quantum systems. Even in the simplest situation of a chain of spins $s = 1/2$, the dimension $N = 2^M$ of the Hilbert space grows exponentially fast with the number M of spins, and so the trace T may a priori vary over an exponentially large range. In particular, we can speculate that an exponential growth of T with M might be an alternative

signature of many-body localization. Integrability and free-fermion techniques might allow some analytical progress in this direction.

Acknowledgments

It is a pleasure to thank R Balian, G Ithier, P Krapivsky, K Mallick, G Misguich and V Pasquier for useful discussions.

References

- [1] von Neumann J 1929 *Z. Phys.* **57** 30
- [2] Tumulka R 2010 *Eur. Phys. J. H* **35** 201 (modern English translation of [1])
- [3] Goldstein S, Lebowitz J L, Tumulka R and Zanghi N 2010 *Eur. Phys. J. H* **35** 173
- [4] Cazalilla M A and Rigol M 2010 *New J. Phys.* **12** 055006
- [5] Polkovnikov A, Sengupta K, Silva A and Vengalattore M 2011 *Rev. Mod. Phys.* **83** 863
- [6] Eisert J, Friesdorf M and Gogolin C 2011 *Nature Phys.* **11** 124
- [7] Gogolin C and Eisert J 2015 Preprint arXiv:1503.07538
- [8] D'Alessio L, Kafri Y, Polkovnikov A and Rigol M 2015 Preprint arXiv:1509.06411
- [9] Popescu S, Short A L and Winter A 2006 *Nature Phys.* **2** 754
- [10] Rigol M, Dunjko V, Yurovsky V and Olshanii M 2007 *Phys. Rev. Lett.* **98** 050405
- [11] Rigol M, Dunjko V and Olshanii M 2008 *Nature* **452** 854
- [12] Reimann P 2008 *Phys. Rev. Lett.* **101** 190403
- [13] Barthel T and Schollwöck U 2008 *Phys. Rev. Lett.* **100** 100601
- [14] Rigol M 2009 *Phys. Rev. Lett.* **103** 100403
- [15] Linden N, Popescu S, Short A L and Winter A 2009 *Phys. Rev. E* **79** 061103
- [16] Linden N, Popescu S, Short A L and Winter A 2010 *New J. Phys.* **12** 055021
- [17] Reimann P 2010 *New J. Phys.* **12** 055027
- [18] Biroli G, Kollath C and Läuchli A M 2010 *Phys. Rev. Lett.* **105** 250401
- [19] Gogolin C, Müller M P and Eisert J 2011 *Phys. Rev. Lett.* **106** 040401
- [20] Short A J 2011 *New J. Phys.* **13** 053009
- [21] Lebowitz J L and Pastur L 2015 *J. Phys. A* **48** 265201
- [22] Ikeda T N and Ueda M 2015 *Phys. Rev. E* **92** 020102
- [23] Goldstein S, Huse D A, Lebowitz J L and Tumulka R 2015 *Phys. Rev. Lett.* **115** 100402
- [24] Ithier G and Benaych-Georges F 2015 Unpublished
- [25] Krapivsky P L, Luck J M and Mallick K 2015 *J. Phys. A* **48** (to appear) Preprint arXiv:1507.01363
- [26] Auletta G, Fortunato M and Parisi G 2009 *Quantum Mechanics* (Cambridge: Cambridge University Press)
- [27] Band Y B and Avishai Y 2013 *Quantum Mechanics with Applications to Nanotechnology and Information Science* (Amsterdam: Elsevier (Academic Press))
- [28] Abrahams E, Anderson P W, Licciardello D G and Ramakrishnan T V 1979 *Phys. Rev. Lett.* **42** 673
- [29] Lifshitz I M, Gredeskul S A and Pastur L A 1988 *Introduction to the Theory of Disordered Systems* (New York: Wiley)
- [30] Abrahams E (ed) 2010 *50 Years of Anderson Localization* (Singapore: World Scientific)
- [31] Thouless D J 1979 *Ill-Condensed Matter* ed Balian R, Maynard R and Toulouse G (Amsterdam: North-Holland)
- [32] Frisch H L and Lloyd S P 1960 *Phys. Rev.* **120** 1175
- [33] Halperin B I 1965 *Phys. Rev.* **139** A104
- [34] Derrida B and Gardner E J 1984 *J. Phys. (France)* **45** 1283
- [35] Izrailev F M, Ruffo S and Tessieri L 1998 *J. Phys. A* **31** 5263
- [36] Comtet A, Luck J M, Texier C and Tourigny Y 2013 *J. Stat. Phys.* **150** 13
- [37] Bell R J, Dean P and Hibbins-Butler D C 1970 *J. Phys. C* **3** 2111
- [38] Bell R J and Dean P 1970 *Discuss. Faraday Soc.* **50** 55
- [39] Visscher W M 1972 *J. Non-Cryst. Sol.* **8-10** 477
- [40] Thouless D J 1974 *Phys. Rep.* **13** 93
- [41] Kravtsov V E and Yudson V I 2011 *Ann. Phys.* **326** 1672
- [42] Clark T B P and Del Maestro A 2015 Preprint arXiv:1506.02048
- [43] Barache D and Luck J M 1994 *Phys. Rev. B* **49** 15004