

# The Fermi LAT view of the colliding wind binaries.

M. S. Pshirkov<sup>1,2,3\*</sup>

<sup>1</sup>*Sternberg Astronomical Institute, Lomonosov Moscow State University, Universitetsky prospekt 13, 119992, Moscow, Russia*

<sup>2</sup>*Pushchino Radio Astronomy Observatory, 142290 Pushchino, Russia*

<sup>3</sup>*Institute for Nuclear Research of the Russian Academy of Sciences, 117312, Moscow, Russia*

## ABSTRACT

Colliding wind binaries (CWBs) have been considered as a possible high energy  $\gamma$ -ray sources for some time, however no system other than  $\eta$  Car has been detected. In the paper a sample of seven CWBs (WR 11, WR 70, WR 137, WR 140, WR 146, WR 147) which were deemed most favourable candidates by a theoretic modelling was analyzed and almost 7 years of the Fermi-LAT data was used. WR 11 ( $\gamma^2$  Vel) was detected at  $6.1\sigma$  significance level with a photon flux in 0.1-100 GeV range  $(1.8 \pm 0.6) \times 10^{-9}$  ph cm<sup>-2</sup> s<sup>-1</sup>, the energy flux  $(2.7 \pm 0.5) \times 10^{-12}$  erg cm<sup>-2</sup> s<sup>-1</sup>. At the adopted distance  $d = 340$  pc that corresponds to luminosity  $L = (3.7 \pm 0.7) \times 10^{31}$  erg s<sup>-1</sup>. This luminosity amounts to  $\sim 2 \times 10^{-6}$  fraction of total wind kinetic power and  $\sim 2 \times 10^{-4}$  fraction of power injected into the wind-wind interaction region of this system. Upper limits were set on the high-energy flux from the WR 70 and WR 140 systems.

**Key words:** gamma-rays:stars - stars:binaries - stars: Wolf-Rayet - stars:winds,outflows - stars:individual:WR11, WR70, WR125, WR137, WR140, WR146, WR147

## 1 INTRODUCTION

Hot massive stars of early types have very strong stellar winds: in the specific case of Wolf-Rayet(WR) stars mass loss rate could reach  $10^{-4} M_{\odot} \text{ yr}^{-1}$  with terminal velocities  $> 1000 \text{ km s}^{-1}$ . Wind kinetic power of these stars could exceed  $10^{37} \text{ erg s}^{-1}$ .

Massive binaries where both stars belong to early types and launch strong winds could be prominent sources of non-thermal radiation. Colliding supersonic winds produce strong shocks that could accelerate particles to ultrarelativistic energies, harnessing up to several percent of total kinetic wind power (De Becker & Raucq 2013). Acceleration takes place in a region with very high energy density of stellar radiation and magnetic fields which leads to production of strong non-thermal radiation via synchrotron and inverse Compton mechanisms (Eichler & Usov 1993; Dougherty & Williams 2000; Benaglia & Romero 2003; Reimer et al. 2006; Pittard & Dougherty 2006; Reimer & Reimer 2009; Reitberger et al. 2014). Another contribution to the high-energy(HE) part of the spectrum could arise due to the presence of accelerated hadrons that could interact with wind material producing pions. Non-thermal synchrotron radiation from number of colliding wind binaries has already been discovered, in several cases

interferometric observations reveals spatially extended region of the synchrotron emission (Dougherty et al. 1996; Williams et al. 1997). No HE radiation from colliding wind binaries (CWBs) has been observed except for the truly exceptional  $\eta$  Car system (Tavani et al. 2009; Reitberger et al. 2015) and previous searches in the HE energy domain produced only upper limits for other systems (Tatischeff et al. 2004; Werner et al. 2013). Using theoretical models seven most promising candidate systems were selected and 2 years of Fermi LAT data were analyzed in (Werner et al. 2013). In this paper we reanalyze this set using almost 7 years of data and the latest event reconstruction Pass 8. The rest of this paper is organized as follows: in section 2 the data and method used are introduced, section 3 includes the results and their interpretation, the conclusions are presented in the section 4.

## 2 DATA

List of the most promising candidates for detection by the Fermi LAT was compiled in (Werner et al. 2013), see table 1. In this paper these candidates are reanalyzed: almost 7 years of new Pass 8 Fermi LAT data from 2008 Aug 4 to 2015 Jul 1 were used. Events in the energy range 0.1-100 GeV belonging to the ‘‘SOURCE’’ class within  $15^{\circ}$  of the CWB positions were selected and the recommended quality cut (zenith angle less than  $90^{\circ}$ ) was applied. After that, binned

\* E-mail: pshirkov@sai.msu.ru

**Table 1.** List of the candidate sources

Name	$\alpha$ , h m s	$\delta$ , d m s	$l$ , $^\circ$	$b$ , $^\circ$	Distance, kpc
WR 11	08 09 32	-47 20 12	262.80	-07.69	0.34
WR 70	15 29 45	-58 34 51	322.34	-1.81	1.9
WR 125	19 28 16	+19 33 21	54.44	+1.06	3.1
WR 137	20 14 32	+36 39 40	74.33	+1.10	2.4
WR 140	20 20 28	+43 51 16	80.93	+4.18	1.7
WR 146	20 35 47	+41 22 45	80.56	+0.44	1.2
WR 147	20 36 44	+40 21 08	79.85	-0.31	0.65

likelihood analysis was performed using Fermi science tools version v10r0p5<sup>1</sup>.

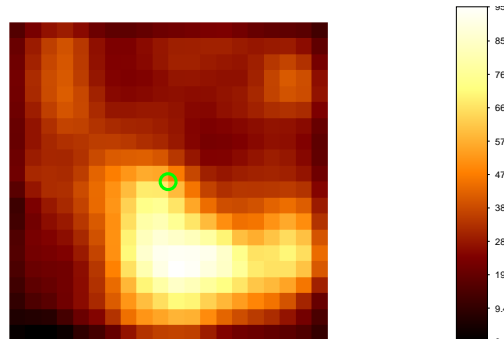
The source models included the sources from the 3FGL catalogue (Fermi-LAT Collaboration 2015), the latest galactic interstellar emission model `gll_iem_v06.fits`, and the isotropic spectral template `iso_P8R2_SOURCE_V6_v06.txt`<sup>2</sup>. Parameters of the sources inside the RoI were allowed to change. Also additional  $\gamma$ -ray emitters from the 3FGL catalogue between  $15^\circ$  and  $25^\circ$  from the RoI center were included, in the subsequent analysis their parameters were held fixed.

The candidate sources were initially modelled with a simple power-law spectrum.


### 3 RESULTS AND DISCUSSION

The results are presented in the table 2, three candidates, WR 11, WR 125, and WR 147 have significance exceeding threshold  $TS = 25$  and the significance for the WR 37 system is hovering around the threshold ( $TS = 23.7$ ). However, these sources reside close to the galactic plane where the  $\gamma$ -ray background is especially strong. In case of its imperfect modelling the likelihood analysis could possibly produce unrealistic results. To check whether these detections were real,  $TS$  maps of immediate neighborhoods were calculated using `gtsmap` tool. Unfortunately, in all cases except the WR 11, there were several hotspots in  $< 0.5^\circ$  radius with the significance larger than that of the “sources” (see for illustration WR 147, fig. 1). That is not the case for WR 11, where there is clear maximum of  $TS$  very close to the CWB (less than  $0.05^\circ$ ) (see fig. 2). Thus it can be concluded that the source spatially coinciding with this system is genuine.

Results of the fit with a simple power-law model for this source ( $TS = 37.7$ ), from now on dubbed WR 11, gives a spectral index  $\Gamma = 2.16 \pm 0.2$ . However, the spectrum of the source is considerably curved (fig. 3), and the fits with more elaborated spectral models fare a bit better:  $TS = 41.5$  for a log-parabola model and  $TS = 44.3$  for a broken power-law model. However, they all fail to fully reproduce the spectral shape: there is a hard tail at the energies larger than 10 GeV.



**Figure 1.**  $TS$  map of  $2 \times 2$  degree square centered at the WR 147 position.  $TS$  excess is not well localized and the WR 147 position (shown by the green circle) is away from the position of the  $TS$  peak.



**Figure 2.**  $TS$  map of  $2 \times 2$  degree square centered at the WR 11 position.  $TS$  excess is localized around the WR 11 position (shown by the green circle).

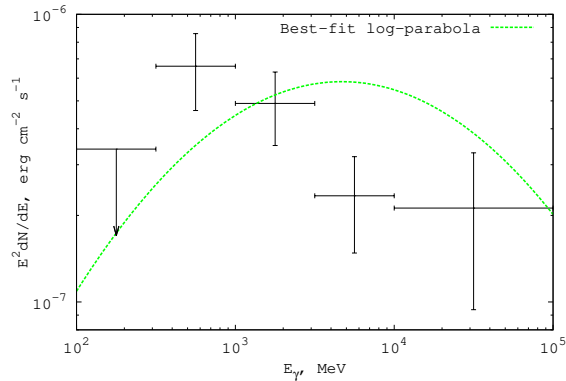
Overall spectral shape is very close to one of  $\eta$  Car during its periastron passage (Reitberger et al. 2015).

The WR11 ( $\gamma^2$  Vel) is composed of WR+O7.5 stars, it has a small separation ( $\sim 1$  A.U.) and a short period of 78.53 days (North et al. 2007). The discovered  $\gamma$ -ray source is rather weak: the flux in the HE range (0.1–100 GeV) from the WR 11 is  $(1.8 \pm 0.6) \times 10^{-9}$  ph cm $^{-2}$  s $^{-1}$ , the energy flux  $(2.7 \pm 0.5) \times 10^{-12}$  erg cm $^{-2}$  s $^{-1}$ . At the adopted distance  $d = 340$  pc that corresponds to luminosity  $L = (3.7 \pm 0.7) \times 10^{30}$  erg s $^{-1}$  or  $\sim 2 \times 10^{-6}$  fraction of total kinetic wind power  $L_W = 2.0 \times 10^{37}$  erg s $^{-1}$  and  $\sim 2 \times 10^{-4}$  fraction of wind power that flows into the wind collision zone. Ratio of these values  $\eta$  could be estimated from purely geometrical reasoning and it is equal to wind momentum ratio (De Becker & Raucq 2013), which is close to 0.01 in the WR11 system.

The mechanism of the emission is uncertain, though the latest simulations imply that the hadronic processes dominate when the binary separation is small, like in the case of WR 11 ( $\sim 10^{13}$  cm) (Reitberger et al. 2014). On the other hand these simulations predict almost flat spectrum around  $E = 100$  MeV for the hadronic mechanism and that could be in mild tensions with the observations (fig. 3). Future ob-

<sup>1</sup> <http://fermi.gsfc.nasa.gov/ssc/data/analysis/software/>

<sup>2</sup> <http://fermi.gsfc.nasa.gov/ssc/data/access/lat/BackgroundModels.html>



**Figure 3.** The spectrum of the WR11 system. It could be seen that the 'best-fit' curve fits rather poorly due to the presence of an additional hard tail at the energies  $E > 10$  GeV. This spectrum strongly resembles the spectrum of  $\eta$  Car during its periastron passage (Reitberger et al. 2015). The upper limits represented by arrows correspond to 95% CL.

servations, including also ones in the extended energy range ( $< 100$  MeV and  $> 100$  GeV) would allow to clarify this issue.

If the emission is leptonic in origin than it is possible to estimate the magnetic field strength in the collision wind zone: ratio of HE to radio power would give ratio of energy densities of radiation and magnetic fields. Assuming  $L_{\text{rad}} = 1.5 \times 10^{29}$  (De Becker & Raucq 2013) that gives  $B \sim 25$  G. Magnetic field of this magnitude could be expected when the collision zone is located at such a small distance from the OB-star with a surface field of  $\sim 100$  G strength (Eichler & Usov 1993). It is worth noting that even if the HE radiation is leptonic in origin it is produced by much more energetic population than the one producing the synchrotron emission:  $\gamma \sim 10^4$  rather than several tens.

Finally, search for the periodicity corresponding to the binary period  $P = 78.53$  days was performed – none found. Low statistics with the total number of the photons from the source  $< 10^3$  probably precluded any observations of the periodical modulations.

The WR 11 system due to its proximity and relatively high galactic latitude remains the only detected system, for the rest of the CWBs in the list only upper limits on their flux could be calculated. It could be meaningless in the cases of WR 125, WR 137, and WR 147 with their spurious high  $TS$ , so the limits were set only for WR 70 and WR 140 (see Tab. 3). WR 146 is a borderline case: with its  $TS \sim 15$  and complicated neighbourhood the calculated ULs could also be difficult to interpret.

#### 4 SUMMARY

A search for HE emission from seven perspective candidates was conducted. HE emission from the nearest system WR 11 ( $\gamma^2$  Vel) was detected at  $6.1\sigma$  significance ( $TS = 37.7$ ) with a simple power-law model (spectral index  $\Gamma = 2.16 \pm 0.2$ ). The spectrum of the source is curved with a broad maximum around  $\sim 1$  GeV. The photon flux in 0.1-100 GeV range is  $(1.8 \pm 0.6) \times 10^{-9}$  ph cm $^{-2}$  s $^{-1}$ , the energy flux  $(2.7 \pm 0.5) \times 10^{-12}$  erg cm $^{-2}$  s $^{-1}$ . At the adopted distance  $d = 340$  pc

**Table 2.**  $TS$  of the candidate sources (simple power-law model).

Name	$TS$
WR 11	37.7
WR 70	1.2
WR 125	41.0
WR 137	23.3
WR 140	0.1
WR 146	15.0
WR 147	54.9

**Table 3.** Upper limits on the flux (95% CL) in the 0.1-100 GeV energy range

Name	$F_{100}$ , $10^{-9}$ ph cm $^{-2}$ s $^{-1}$
WR 70	2.6
WR 140	1.1

that corresponds to luminosity  $L = (3.7 \pm 0.7) \times 10^{31}$  erg s $^{-1}$ , that is  $\sim 2 \times 10^{-6}$  fraction of total wind kinetic power and  $\sim 2 \times 10^{-4}$  fraction of power injected into the wind-wind interaction region of this system. Upper limits were set on the HE luminosity of WR 70 and WR 140 systems. The detection of WR 11 by the Fermi LAT endorses colliding wind binaries as a new separate class of high energy sources.

#### ACKNOWLEDGEMENTS

The work of author is supported by RSF grant No. 14-12-00146. The numerical part of the work was done at the cluster of the Theoretical Division of INR RAS. This research has made use of NASA's Astrophysics Data System.

#### REFERENCES

- Benaglia P., Romero G. E., 2003, A&A, 399, 1121  
 De Becker M., Raucq F., 2013, A&A  
 Dougherty S. M., Williams P. M., 2000, MNRAS, 319, 1005  
 Dougherty S. M., Williams P. M., van der Hucht K. A., Bode M. F., Davis R. J., 1996, MNRAS, 280, 963  
 Eichler D., Usov V., 1993, ApJ, 402, 271  
 Fermi-LAT Collaboration 2015, ApJS, 218, 23  
 North J. R., Tuthill P. G., Tango W. J., Davis J., 2007, MNRAS, 377, 415  
 Pittard J. M., Dougherty S. M., 2006, MNRAS, 372, 801  
 Reimer A., Pohl M., Reimer O., 2006, ApJ, 644, 1118  
 Reimer A., Reimer O., 2009, ApJ, 694, 1139  
 Reitberger K., Kissmann R., Reimer A., Reimer O., 2014, ApJ, 789, 87  
 Reitberger K., Reimer A., Reimer O., Takahashi H., 2015, A&A, 577, A100  
 Tatischeff V., Terrier R., Lebrun F., 2004, in Schoenfelder V., Lichti G., Winkler C., eds, 5th INTEGRAL Workshop on the INTEGRAL Universe Vol. 552 of ESA Spe-

cial Publication, High-Energy Emission from the Stellar  
Wind Collision in  $\gamma^2$  Velorum. p. 409

Tavani M., et al., 2009, *Astrophys. J.*, 698, L142

Werner M., Reimer O., Reimer A., Egberts K., 2013, *A&A*,  
555, A102

Williams P. M., Dougherty S. M., Davis R. J., van der  
Hucht K. A., Bode M. F., Setia Gunawan D. Y. A., 1997,  
*MNRAS*, 289, 10