

Single- and central-diffractive production of open charm and bottom mesons at the LHC*

MARTA ŁUSZCZAK, RAFAŁ MACIUŁA AND ANTONI SZCZUREK

University of Rzeszów, Rejtana 16, 35-959 Rzeszów, Poland

and

H.Niewodniczański Institute of Nuclear Physics, Polish Academy of Sciences,
Radzikowskiego 152, 31-342 Kraków, Poland

We discuss diffractive production of open charm and bottom mesons at the LHC. The differential cross sections for single- and central-diffractive mechanisms for $c\bar{c}$ and $b\bar{b}$ pair production are calculated in the framework of the Ingelman-Schlein model corrected for absorption effects. The LO gluon-gluon fusion and quark-antiquark annihilation partonic subprocesses are taken into consideration, which are calculated within standard collinear approximation. The extra corrections from reggeon exchanges are taken into account. The hadronization of charm and bottom quarks is taken into account by means of fragmentation functions. Predictions for single- and central-diffractive production in the case of D and B mesons, as well as $D\bar{D}$ pairs are presented, including detector acceptance of the ATLAS, CMS and LHCb Collaborations.

PACS numbers: 13.87.Ce, 14.65.Dw

1. Introduction

On theoretical side diffractive processes are related with exchange of pomeron or processes with the QCD amplitude without net color exchange. In such processes pomeron must be treated rather technically, depending on the formulation of the approach. Experimentally such processes are defined by special requirement(s) on the final state. The most popular is a requirement of rapidity gap starting from the final proton(s) on one (single-diffractive process) or both (central-diffractive process) sides. Several processes with different final states were studied at HERA, such as dijet, charm

* Presented at the 16th conference on Elastic and Diffractive scattering, EDS Blois 2015

production, etc. The H1 Collaboration has found a set of so-called diffractive parton distributions in the proton inspired by the Ingelman-Schlein model [1], which we will use in the presented studies. In this fit both pomeron and reggeon contributions were included.

In hadronic processes so far only some selected diffractive processes were discussed in the literature such as diffractive production of dijets [2], production of W [3] and Z [4] bosons, production of W^+W^- pairs [5] or production of $c\bar{c}$ [6]. The latter was done there only for illustration of the general situation at the parton level. The cross section for diffractive processes are in general rather small, (e.g. the single-diffractive processes are of the order of a few percent compared to inclusive cross sections).

2. Theoretical framework

The mechanisms of the diffractive production of heavy quarks ($c\bar{c}$, $b\bar{b}$) discussed here are shown in Figs. 1 and 2. Both, LO gg -fusion and $q\bar{q}$ -annihilation partonic subprocesses are taken into account in the calculations.

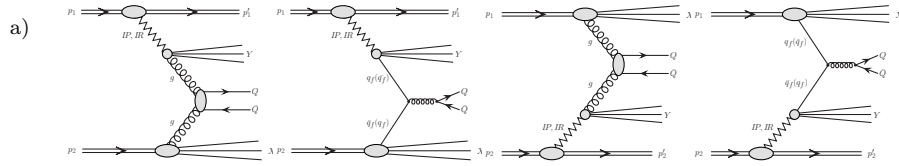


Fig. 1. The mechanisms of single-diffractive production of heavy quarks.

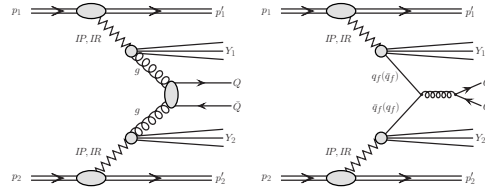


Fig. 2. The mechanisms of central-diffractive production of heavy quarks.

In the following we apply the Ingelman-Schlein approach [1]. Details of our calculations of corresponding differential cross sections can be found in Ref. [7].

2.1. Results for diffractive heavy quarks pair production

In Fig. 3 we show the transverse momentum distribution of c quarks (antiquarks) and b quarks (antiquarks) for single-diffractive production at $\sqrt{s} = 14$ TeV. Components of the pomeron-gluon (and gluon-pomeron) are almost two orders of magnitude larger than the pomeron-quark(antiquark) and quark(antiquark)-pomeron. The estimated reggeon contribution is slightly smaller.

Different models of absorption corrections (one-, two- or three-channel approaches) for diffractive processes were presented in the literature. The absorption effects for the diffractive processes were calculated e.g. in [8, 9, 4]. The different models give slightly different predictions. Usually an average value of the gap survival probability $\langle |S_G|^2 \rangle$ is calculated first and then the cross sections for different processes is multiplied by this value. We follow this somewhat simplified approach. Numerical values of the gap survival probability can be found in [8, 9, 4]. The multiplicative factors are $S_G = 0.05$ for single-diffractive production and $S_G = 0.02$ for central-diffractive one for the nominal LHC energy ($\sqrt{s} = 14$ TeV).

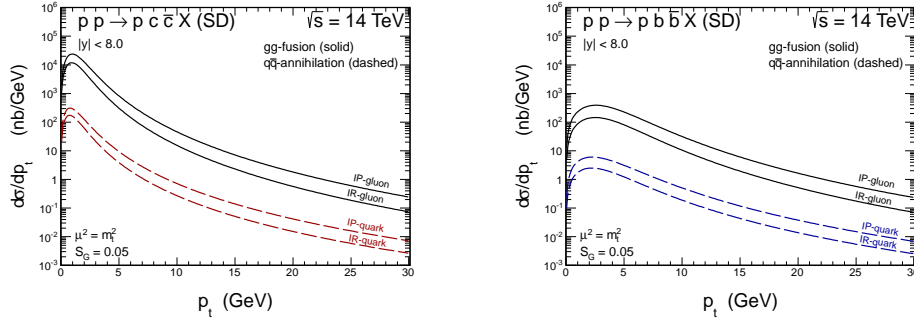


Fig. 3. Transverse momentum distribution of c quarks (antiquarks) (left) and b quarks (antiquarks) (right) for single-diffractive production at $\sqrt{s} = 14$ TeV.

In Fig. 4 we show the transverse momentum distribution of c quarks (antiquarks) and b quarks (antiquarks) for central-diffractive production at $\sqrt{s} = 14$ TeV. The distributions for central-diffractive component is smaller than that for the single-diffractive distributions by almost two orders of magnitude.

In Fig. 5 we show separately contributions for different upper limits for the value of $x_{\mathbf{IP}}$ and $x_{\mathbf{IR}}$. The shape of these distributions are rather similar. As a default, in the case of pomeron exchange the upper limit in the convolution formula is taken to be 0.1 and for reggeon exchange 0.2.

Figures 6 and 7 show rapidity distributions for c quarks (antiquarks) (left panels) and b quarks (antiquarks) (right panels) production for single-

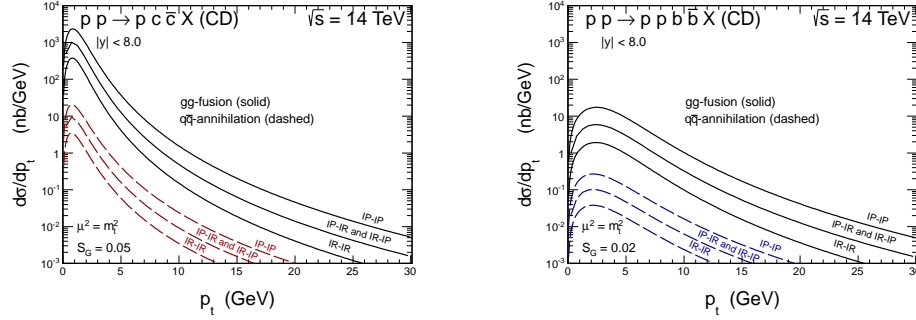


Fig. 4. Transverse momentum distribution of c quarks (antiquarks) (left) and b quarks (antiquarks) (right) for the central-diffractive production at $\sqrt{s} = 14$ TeV.

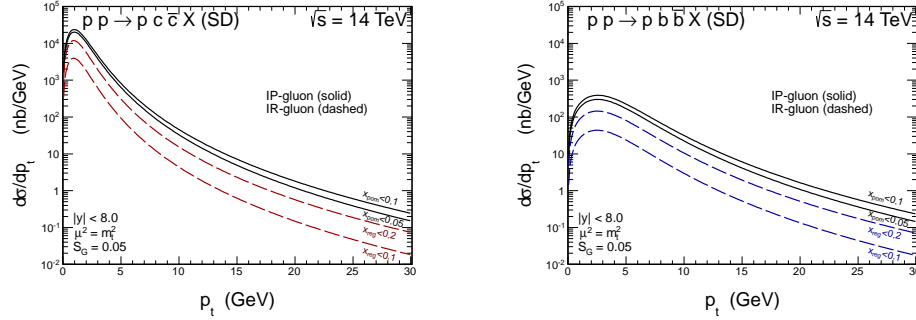


Fig. 5. Transverse momentum distribution of c quarks (antiquarks) (left) and b quarks (antiquarks) (right) for single-diffractive production at $\sqrt{s} = 14$ TeV for different maximal $x_{\mathbf{IP}}$ (solid) and $x_{\mathbf{IR}}$ (dashed).

and central-diffractive mechanisms, respectively. The rapidity distributions for pomeron-gluon (and gluon-pomeron), pomeron-quark(antiquark) (and quark(antiquark)-pomeron) and reggeon-gluon (and gluon-reggeon), reggeon-quark(antiquark) (and quark(antiquark)-reggeon) mechanisms in the single-diffractive case are shifted to forward and backward rapidities, respectively. The distributions for the individual single-diffractive mechanisms have maxima at large rapidities, while the central-diffractive contribution is concentrated at midrapidities. This is a consequence of limiting integration: $0.0 < x_{\mathbf{IP}} < 0.1$ and $x_{\mathbf{IR}}$ to $0.0 < x_{\mathbf{IR}} < 0.2$.

2.2. Cross sections for D^0 and B^\pm mesons production

Measurements of charm and bottom cross sections at hadron colliders is based on full reconstruction of all decay products of open charm and

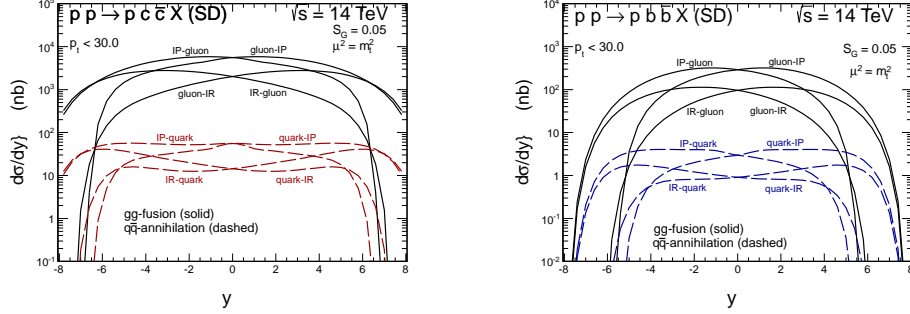


Fig. 6. Rapidity distribution of c quarks (antiquarks) (left) and b quarks (antiquarks) (right) for single-diffractive production at $\sqrt{s} = 14$ TeV.

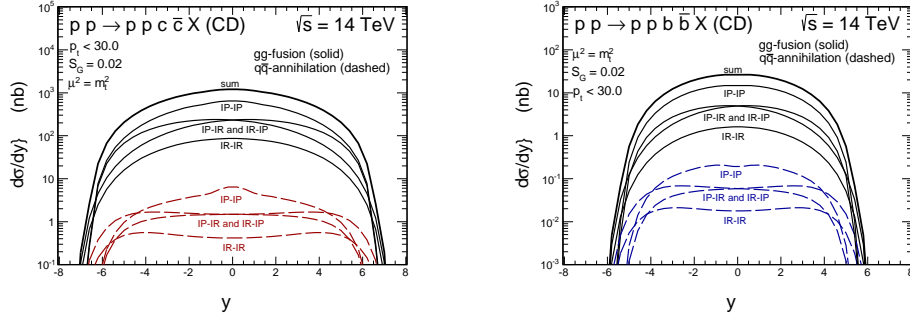


Fig. 7. Rapidity distribution of c quarks (antiquarks) (left) and b quarks (antiquarks) (right) for the central-diffractive production at $\sqrt{s} = 14$ TeV.

bottom mesons, for instance in the $D^0 \rightarrow K^- \pi^+$, $D^+ \rightarrow K^- \pi^+ \pi^+$ or $B^+ \rightarrow J/\psi K^+ \rightarrow K^+ \mu^+ \mu^-$ channels. The decay products with an invariant mass from the expected hadron decay combinations, permit direct observation of D or B meson as a peak in relevant invariant mass spectrum. Then, after a subtraction of invariant mass continuum background the relevant cross section for the meson production is obtained. The same method can be applied for measurement of charm and bottom production rates for the diffractive events.

Numerical predictions of the integrated cross sections for the single- and central-diffractive production of D^0 and B^\pm mesons, including relevant experimental acceptance of the ATLAS, LHCb and CMS detectors, are collected in Table 1. The kinematical cuts are taken to be identical to those which have been already used in the standard non-diffractive measurements. The corresponding experimental cross sections for non-diffractive processes are shown for reference. In the case of inclusive production of

Table 1. Integrated cross sections for diffractive production of open charm and bottom mesons in different measurement modes for ATLAS, LHCb and CMS experiments at $\sqrt{s} = 14$ TeV.

Acceptance	Mode	Integrated cross sections, [nb]		
		single-diffractive	central-diffractive	non-diffractive EXP data
ATLAS, $ y < 2.5$ $p_{\perp} > 3.5$ GeV	$D^0 + \bar{D}^0$	3555.22 (<i>IR</i> : 25%)	177.35 (<i>IR</i> : 43%)	–
LHCb, $2 < y < 4.5$ $p_{\perp} < 8$ GeV	$D^0 + \bar{D}^0$	31442.8 (<i>IR</i> : 31%)	2526.7 (<i>IR</i> : 50%)	1488000 ± 182000
CMS, $ y < 2.4$ $p_{\perp} > 5$ GeV	$(B^+ + B^-)/2$	349.18 (<i>IR</i> : 24%)	14.24 (<i>IR</i> : 42%)	$28100 \pm 2400 \pm 2000$
LHCb, $2 < y < 4.5$ $p_{\perp} < 40$ GeV	$B^+ + B^-$	867.62 (<i>IR</i> : 27%)	31.03 (<i>IR</i> : 43%)	$41400 \pm 1500 \pm 3100$
LHCb, $2 < y < 4$ $3 < p_{\perp} < 12$ GeV	$D^0 \bar{D}^0$	179.4 (<i>IR</i> : 28%)	7.67 (<i>IR</i> : 45%)	$6230 \pm 120 \pm 230$

single D or B meson the ratio of the diffractive integrated cross sections to the non-diffractive one is about $\sim 2\%$ for single- and only about $\sim 0.07\%$ for central-diffractive mechanism. This ratio is only slightly bigger for $D^0 \bar{D}^0$ pair production, becoming of about $\sim 3\%$ and 0.1% , respectively. In addition, the relative contribution of the reggeon-exchange mechanisms to the overall diffractive production cross sections is also shown. This relative contribution is about $\sim 24 - 31\%$ for single-diffractive ($\frac{IR}{IP+IR}$) and $\sim 42 - 50\%$ for central-diffractive processes ($\frac{IP\,IR+IR\,IP+IR\,IR}{IP\,IP+IP\,IR+IR\,IP+IR\,IR}$) for both, charm and bottom flavoured mesons.

3. Conclusion

In the present study we discuss in detail single- and central- diffractive production of charm and bottom quark-antiquark pairs as well as open charmed and bottom mesons. The corresponding cross sections are rather large. First we have presented cross sections for $c\bar{c}$ and $b\bar{b}$ production in single and central production. Several quark-level differential distributions are shown and discussed. We have compared pomeron and reggeon contributions. In order to make predictions which could be compared with future experimental data we have included hadronization to charmed (D) and bottom (B) mesons using hadronization functions known for other processes. We have shown several inclusive differential distributions for the mesons as well as correlations of D and \bar{D} mesons. In these calculations we have included detector acceptance of the ATLAS, CMS and LHCb collaboration experiments. The production of charmed mesons is interesting because of the cross section of the order of a few microbarns for ATLAS and CMS and

of the order of tens of microbarns for the LHCb acceptance and could be measured. We have shown that the pomeron contribution is much larger than the subleading reggeon contribution.

Acknowledgments

This study was partially supported by the Polish National Science Centre grant DEC-2013/09/D/ST2/03724.

REFERENCES

- [1] G. Ingelman, P.E. Schlein, Phys. Lett. B152 256 (1985).
- [2] M. Klasen, G. Kramer, Phys. Rev. **D80** (2009) 074006.
- [3] L. Alvero, J.C. Collins, J. Terron and J.J. Whitmore, Phys. Rev. **D59** (1999) 074022.
- [4] A. Cisek, W. Schäfer and A. Szczurek, Phys. Rev. **D80** (2009) 074013.
- [5] M. Łuszczak, A. Szczurek and Ch. Royon, JHEP 1502 (2015) 098; arXiv:1409.1803 [hep-ph].
- [6] M. Łuszczak, R. Maciuła and A. Szczurek, Phys. Rev. **D84** (2011) 114018.
- [7] M. Łuszczak, R. Maciuła and A. Szczurek, Phys. Rev. **D91** (2015) 054024.
- [8] V.A. Khoze, A.D. Martin and M.G. Ryskin, Eur. Phys. J. **C18**, 167 (2000).
- [9] U. Maor, AIP Conf. Proc. **1105**, 248 (2009).