

November 7, 2021

Accessing the Elastic Form-Factors of the $\Delta(1232)$ Using the Beam-Normal Asymmetry

MARK MACRAE DALTON

*Thomas Jefferson National Accelerator Facility
Newport News, VA 23606, USA*

Abstract

The beam-normal single-spin asymmetry, B_n , exists in the scattering of high energy electrons, polarized transverse to their direction of motion, from nuclear targets. To first order, this asymmetry is caused by the interference of the one-photon exchange amplitude with the imaginary part of the two-photon exchange amplitude. Measurements of B_n , for the production of a $\Delta(1232)$ resonance from a proton target, will soon become available from the Qweak experiment at Jefferson Lab and the A4 experiment at Mainz. The imaginary part of two-photon exchange allows only intermediate states that are on-shell, including the Δ itself. Therefore such data is sensitive to $\gamma^*\Delta\Delta$, the elastic form-factors of the Δ . This article will introduce the form-factors of the Δ , discuss what might be learned about the elastic form-factors from these new data, describe ongoing efforts in calculation and measurement, and outline the possibility of future measurements.

PRESENTED AT

Twelfth Conference on the Intersections of Particle and
Nuclear Physics
Vail, Colorado, USA, May 19-24, 2015

1 Introduction

The nucleon is a complex object and has a rich excitation spectrum. Much has been learned about properties of the nucleon, such as polarizabilities, magnetic moments, form factors and partonic structure. There is much information on the lowest lying nucleon resonances, including their masses, quantum numbers, widths, major decay modes and branching fractions. However, new and different data is required to truly test understanding of internal degrees of freedom of the excited states.

Elastic form-factors of hadrons are interesting observables since they contain information on internal properties, such as the distribution of charge, that can be compared with calculations. There is a significant program underway, using electron beams, to measure the elastic form-factors of the proton, the neutron and even the pion, which continues to ever higher momentum-transfer and precision. These three particles (p, n, π) are currently all that can be measured elastically, so form-factor studies are extended to measurements in the transition from one state to another. These transition form-factors conflate information from both the initial and final states, which makes extracting properties of one of the individual states more difficult.

A particularly interesting and well studied object is the $\Delta(1232)$ resonance. The $\Delta(1232)$ is the lowest lying excitation of the nucleon system and is experimentally well separated from other resonant and non-resonant scattering processes. On the other hand, it is very short lived, so studying its elastic properties is extremely challenging. There is a relationship between the elastic form-factors of the $\Delta(1232)$ and an observable called the beam-normal single-spin asymmetry which may allow the experimental study of these elastic form-factors. This paper will describe this relationship and assess the status of current experimental and theoretical efforts to obtain the elastic form-factors.

2 Δ elastic form-factors

Being a spin-3/2 object, the $\Delta(1232)$ resonance has 4 form-factors which represent the structure beyond that of a pure point-like spin-3/2 particle. These can be written as $G_{E0}(Q^2)$, $G_{M1}(Q^2)$, $G_{E2}(Q^2)$, and $G_{M3}(Q^2)$ which correspond to the charge, magnetic, quadrupole and octupole form-factors respectively.

The magnetic moment and quadrupole moment in the transition $p \rightarrow \Delta(1232)$ have been measured very precisely in $\Delta(1232)$ photo-production. However, very few of the $\Delta(1232)$ elastic properties have been explicitly measured. One notable exception is the elegant determination of the magnetic moment of the $\Delta(1232)$ through a γ -transition within the resonance [1]. Unfortunately, this extraction is dominated by a theoretical uncertainty and is consistent with 0. The elastic properties may be studied through lattice calculations of QCD and information on the transverse quark charge

densities and non-spherical deformations have been found [2]. For a comprehensive review of electromagnetic excitation of the $\Delta(1232)$, see Pascalutsa *et al.* [3].

3 Beam-normal single-spin asymmetry B_n

A beam-normal single-spin asymmetry, often abbreviated as transverse asymmetry, (henceforth B_n in this article) is a scattering asymmetry observed when a beam of electrons, polarized transverse to the propagation direction, is scattered in the plane normal to the polarization direction. The asymmetry is time-reversal odd, and time-reversal invariance forces it to vanish for the Born term, where a single photon is exchanged. The leading order contribution is then from an interference between the one-photon exchange amplitude and the imaginary part of the two-photon exchange amplitude.

$$B_n = \frac{\sigma_{\uparrow} - \sigma_{\downarrow}}{\sigma_{\uparrow} + \sigma_{\downarrow}} = \frac{2\text{Im}(T_{2\gamma} \cdot T_{1\gamma}^*)}{|T_{1\gamma}|^2} \quad (1)$$

The asymmetry is small, at the level of a few to a hundred parts-per-million (ppm), since it is suppressed by m_e/E_e to polarize the ultra-relativistic electron perpendicular to its direction of motion, and by α_{em} in the exchange of the second photon;

$$B_n \sim \alpha_{\text{em}} \frac{m_e}{E_e} \sim 10^{-6} - 10^{-5}. \quad (2)$$

3.1 B_n in elastic electron-proton ep scattering

B_n has been measured in elastic electron scattering from a proton in a number of experiments at various kinematics [4, 5, 6, 7] including an extremely precise new result, at very forward angle, by the Qweak Experiment [8]. Calculations of these quantities were performed integrating over the doubly virtual Compton scattering tensor modeled using $\gamma^*N \rightarrow \pi N$ amplitudes [9]. These calculations do a reasonable job of describing the data qualitatively over a wide phase space but there is some quantitative disagreement, particularly with the Qweak data. These disagreements with the data may arise from intermediate states that are not included using the πN amplitudes.

In the case of very forward angles, calculations have been done using the optical theorem and parameterizations for the measured total photo-production cross sections on the proton [10, 11] which describe the Qweak data very well.

3.2 B_n in elastic electron-nucleus scattering

B_n in elastic electron-nucleus scattering has recently been measured on ^4He , ^{12}C and ^{208}Pb [12] by the HAPPEX and PREX collaborations, at very forward angle. The

forward angle, optical-theorem calculations have been extended to nuclei and a very simple dependence on A/Z is predicted [13]. The calculations describe the data very well, except for the observation of an anomaly in scattering off ^{208}Pb , where the asymmetry is extremely small, up to a 30σ difference from naive expectations.

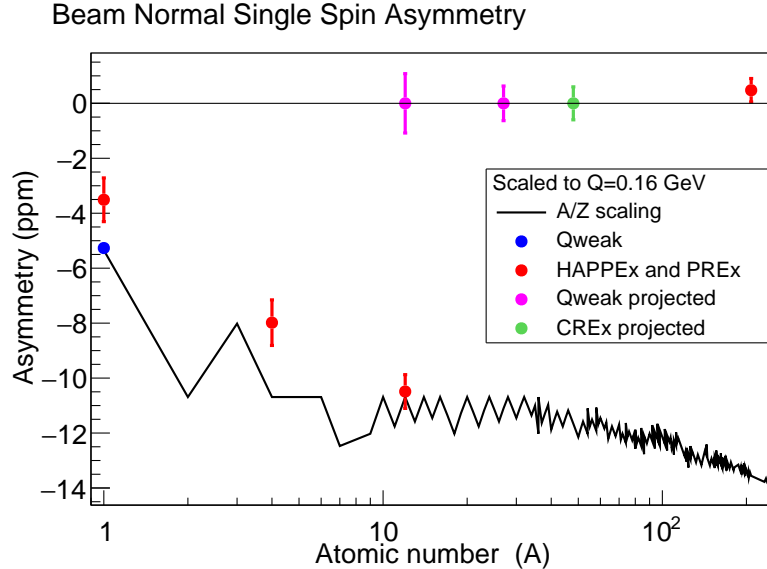


Figure 1: B_n versus atomic number for existing results from the HAPPEX, PREX and Qweak Experiments along with projected statistical uncertainties for results under analysis by Qweak and a potential measurement by the CREX Experiment. The HAPPEX and PREX data (red) [12] have been scaled linearly in Q to a value of $Q = 0.16$ GeV to match the Qweak data (blue) [8]. The black solid line is a scaling of the Qweak hydrogen result by A/Z , following Ref. [13].

Figure 1 shows B_n versus atomic number for existing and projected future measurements. In order to show all the data on the same plot, the HAPPEX and PREX data have been scaled linearly in Q to a value of $Q = 0.16$ GeV, matching the Qweak data. A note of warning; the linear scaling in Q is a phenomenological observation from calculations and is likely more appropriate for changes in angle than changes in energy. The curve shows a scaling of the Qweak hydrogen result by A/Z to all stable nuclei. The figure shows that QA/Z scaling is quite well satisfied by the data except for the very heaviest nucleus, which is likely due to Coulomb distortion effects.

Qweak has taken ^{27}Al and ^{12}C data, also at $Q = 0.16$ GeV, which are currently under analysis—with publication expected in 2016. These new data will allow precision testing of the A/Z scaling prediction up to $A = 27$. The Calcium Radius Experiment (CREX) [14] should produce B_n data on ^{48}Ca and perhaps even ^{40}Ca data within the next decade.

In summary, calculations for B_n in elastic processes are basically under good control, aside from the obvious disagreement for ^{208}Pb . At larger angles where the optical theorem cannot be used, calculations using only πN amplitudes seem sufficient to reproduce the dominant features.

3.3 B_n in $ep \rightarrow e\Delta(1232)$

The transverse asymmetry in $\Delta(1232)$ production, henceforth abbreviated B_n^Δ , is more difficult to calculate since data for particular vertices do not exist. In fact, this is the very foundation of the current interest in this process—one may try to use the overall asymmetry to infer properties of the individual vertices.

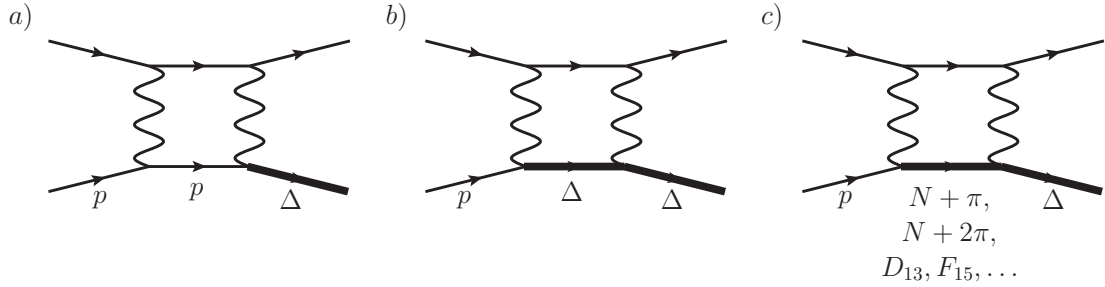


Figure 2: Feynman diagrams for $\Delta(1232)$ electro-production through 2-photon exchange. This is the lowest order process that can produce a non-zero B_n . The hadronic part in the loop may be a) the proton, b) the $\Delta(1232)$, or c) another excited state of the proton.

Consider the Feynman diagrams in Figure 2, which show a lepton exciting a proton into a $\Delta(1232)$ resonance through the exchange of two photons. The hadronic part in the loop may be a) the proton, b) the $\Delta(1232)$, or c) another excited state of the proton, X . It can be seen that in order to calculate the amplitude for diagram a), data for the vertices γ^*pp and $\gamma^*p\Delta$ are required, while for diagram b) data for the vertices $\gamma^*p\Delta$ and $\gamma^*\Delta\Delta$ are required, and diagram c) requires data from γ^*pX and $\gamma^*X\Delta$, where X represents all other potential proton excitations.

From these diagrams it can be seen that B_n^Δ , through the 2- γ production of $\Delta(1232)$, is sensitive to $\gamma^*\Delta\Delta$ form-factors at first order. The challenge lies in using measurements of B_n^Δ to extract information on $\gamma^*\Delta\Delta$ without losing too much sensitivity due to the extraction method and theoretical unknowns. In accounting for the total B_n^Δ asymmetry in $\Delta(1232)$ production, calculations need to be done for the 5 different vertices mentioned above.

The γ^*pp vertex is just the proton elastic form-factor. This has been well measured to high Q^2 and does not present a problem. The $\gamma^*p\Delta$ and γ^*pX vertices are the familiar transition form-factors, $p \rightarrow \Delta(1232)$ and $p \rightarrow X$ respectively, which have also

been measured quite well for the $\Delta(1232)$ and extracted for the higher lying states using partial wave analysis of large data sets. The $\gamma^*\Delta\Delta$ vertex is the $\Delta(1232)$ elastic form-factor. This is the quantity of interest and will be discussed in more detail in the next section.

The $\gamma^*X\Delta$ vertex, is the biggest unknown in a calculation of B_n^Δ . At the moment there are not even order-of-magnitude estimates for the size of this contribution. Such calculations appear to be possible using the constituent quark model and theoretical efforts are underway to pursue this. This will be discussed in a later section.

3.3.1 $\Delta(1232)$ intermediate state

Any measurement of B_n^Δ integrates over all intermediate states and all intermediate kinematics, in particular of the 2 exchanged photons. Thus it is not possible to extract form-factor information at any particular Q^2 . The most promising way to extract information on $\gamma^*\Delta\Delta$ from B_n^Δ is to assume particular form-factors and then to compute B_n^Δ . By varying the input $\gamma^*\Delta\Delta$, while remaining consistent with the measured B_n^Δ , it is possible to constrain the shape and magnitude of the form-factors. A promising initial parametrization is from fits to lattice calculations [2], of the form,

$$G_{E0}(Q^2) = \frac{1}{(1 + Q^2/\Lambda_{E0}^2)^2} \quad (3)$$

$$G_{M1}(Q^2) = G_{M1}(0)e^{-Q^2/\Lambda_{M1}^2} \quad (4)$$

$$G_{E2}(Q^2) = G_{E2}(0)e^{-Q^2/\Lambda_{E2}^2} \quad (5)$$

$$G_{M3}(Q^2) = 0, \quad (6)$$

with parameters that are approximately, $\Lambda_{E0}^2 \approx 1.2$, $G_{M1}(0) \approx 2.4$, $\Lambda_{M1}^2 \approx 1$, $G_{E2}(0) \approx -1$, and $\Lambda_{E2}^2 \approx 1$. The electric form-factor is parametrized as a dipole, while the magnetic and quadrupole form-factors are allowed to fall faster, as an exponential. Any contribution from the octupole form-factor is neglected since it is consistent with zero in current lattice calculations. One could imagine using a different parametrization that makes the sensitivity to the static properties more apparent, for example the charge radius,

$$G_{E0}(Q^2) = 1 - \frac{1}{6}R_\Delta^2 Q^2 + \dots \quad (7)$$

Figure 3 shows a calculation of B_n^Δ in $\Delta(1232)$ production at a beam energy of 1.16 GeV by Barbara Pasquini *et al.* [15]. Only the elastic and $\Delta(1232)$ intermediate states have been included. The parametrization described above is used for $\gamma^*\Delta\Delta$. At very forward angles, the asymmetry is large and has equal contributions from the elastic and $\Delta(1232)$ intermediate states, where the $\Delta(1232)$ component is dominated by the G_{E0}^Δ form-factor. At backward angles, the G_{M1}^Δ form-factor from the $\Delta(1232)$

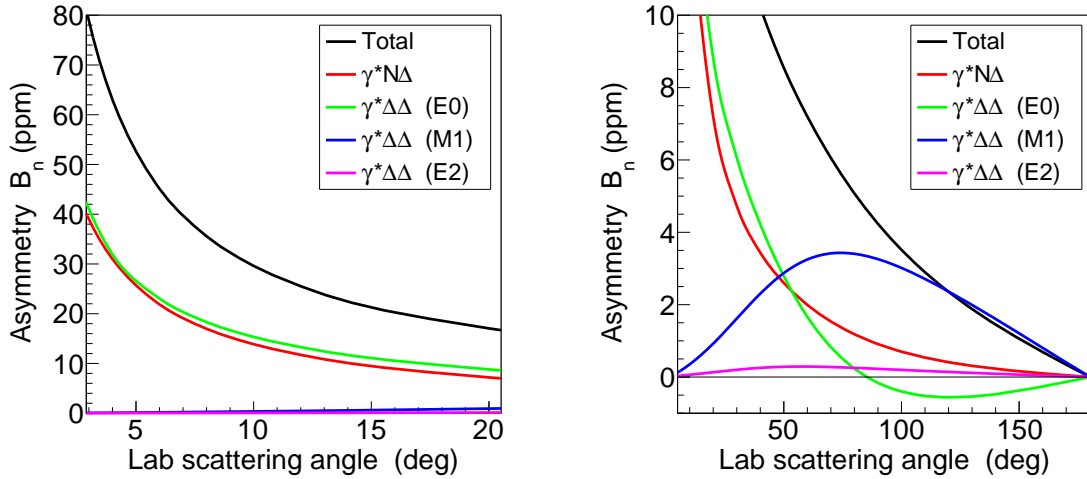


Figure 3: Calculations of B_n in $ep \rightarrow e\Delta(1232)$ at one of the Qweak beam energies, $E=1.16$ GeV, by B. Pasquini [15]. The left panel shows the large asymmetries at small angles, while the right panel emphasizes the smaller asymmetries over the full angular range. The total contribution is also separated into contributions from the elastic intermediate state and the $\Delta(1232)$ intermediate state for the 3 largest form-factors.

intermediate state dominates, but the asymmetry is much smaller. The G_{E2}^Δ form-factor looks to be too small to access using this method. This calculation along with a more comprehensive set of sensitivity studies is expected to be published in the near future.

3.3.2 Higher mass intermediate states

The higher mass diagrams (Fig. 2 c) contain 2 vertices, γ^*pX and $\gamma^*X\Delta$, where X is any intermediate state except the nucleon or $\Delta(1232)$. The γ^*pX vertex, the proton transition form-factors, have been extensively measured and the amplitudes extracted. The $\gamma^*X\Delta$ vertex on the other hand is unknown with no current prospects of being extracted from data. This particular issue is currently the biggest barrier to interpretation of B_n^Δ measurements in terms of $\gamma^*\Delta\Delta$ amplitudes. Without taking them into account, contributions from higher mass intermediate states will be ascribed to the $\gamma^*\Delta\Delta$ amplitudes. Naively, it seems like significant contributions are possible. Consider the case of B_n for elastic scattering off the proton [9], where the elastic intermediate state makes essentially negligible contribution and almost all of the strength comes from higher mass intermediate states. Theoretical studies in this regard are now beginning, with the initial goal of estimating the order of magnitude of the contribution.

Experimentally, the most promising method of controlling higher mass intermediate states is to use a low beam energy. Figure 4 shows \sqrt{s} , which is approximately the maximum mass that can appear within the loops of Fig. 2, versus beam energy. By keeping a low beam energy, and by extracting B_n^Δ as a function of energy, contributions from higher mass states can be studied and minimized.

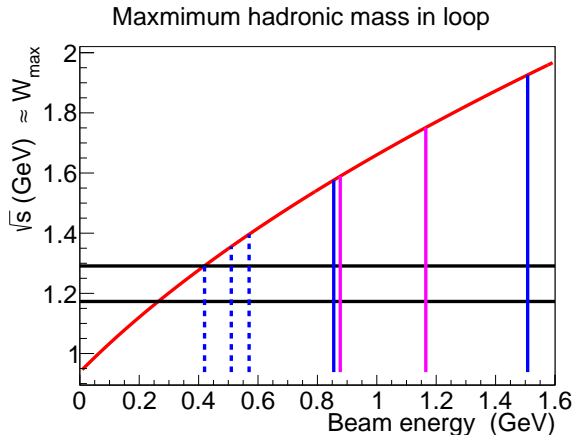


Figure 4: The maximum hadronic mass in the loop versus the energy of the electron beam. Vertical lines indicate the data under analysis by Qweak (magenta) and Mainz (blue), described in the next section. Dashed lines indicate data for which an extraction may not be possible. Horizontal lines give the $1\text{-}\sigma$ width of the $\Delta(1232)$.

4 Experimental measurements of B_n^Δ

There is not much data available on B_n^Δ right now, but data taken as part of studies during 2 recent parity-violation experiments, and currently under analysis, should be available during 2016.

4.1 Qweak at Jefferson Lab

The Qweak experiment measured B_n in the $\Delta(1232)$ region at two beam energies, 855 MeV and 1160 MeV. The very thick target and forward kinematics lead to a large background contribution from elastic scattering that radiates into the $\Delta(1232)$ kinematics. The uncertainty in the extraction of B_n^Δ from these data is completely dominated by the knowledge of relative fractions elastic and $\Delta(1232)$ production. A preliminary result for the 1160 MeV was presented at CIPANP15 [16]. This result is significantly non-zero and agrees with calculation presented above, although it has a relatively large uncertainty which stems almost exclusively from uncertainty in the

elastic background contribution. An improved analysis is underway using a more sophisticated treatment of radiative effects, following Dasu *et al.* [17, 18].

4.2 A4 at Mainz

The PVA4 experiment at Mainz took data on B_n in ep scattering, intending to look at the elastic component. Reference [19] shows a nice example of the calorimeter spectrum showing that, at an energy of 855 MeV, the $\Delta(1232)$ is sufficiently separated to make an extraction of B_n^Δ viable. Such data has been taken at $\theta = 30^\circ - 40^\circ$ with beam energies of 855 MeV and 1508 MeV. The statistical uncertainties for these data in the $\Delta(1232)$ region are 2.1 ppm and 5.1 ppm respectively, which is promising considering that B_n^Δ is predicted to be ~ 30 ppm for the lower beam energy [20].

Beam normal asymmetry data were also taken at 420 MeV, 510 MeV, and 570 MeV at $\theta = 30^\circ - 40^\circ$ and 420 MeV at $\theta = 140^\circ - 150^\circ$. Extracting B_n^Δ from these data might not be possible, since at low scattered electron energies the calorimetry technique has difficulty detecting and resolving inelastic processes. If it can be extracted, these data would be very interesting since the low beam energies, and the range of beam energies at the same angle, should help to constrain contributions from higher order intermediate states. The solitary backward angle measurement would be sensitive to G_{M1}^Δ .

5 Future work

5.1 Theoretical input

These studies require significant theoretical input if we are to establish a robust method for measuring the $\Delta(1232)$ form-factors. My thoughts on what is required, in my own rough order of priority:

- Study the impact of higher mass intermediate states on B_n^Δ . To truly extract $\gamma^*\Delta\Delta$ from B_n^Δ would require such calculations to be under control. For the time being, it would be interesting just to get an estimate of the size of such effects.
- Study the sensitivity of B_n^Δ to the parameters of $\gamma^*\Delta\Delta$. We would ultimately like to obtain data of sufficient precision to test models of the $\Delta(1232)$ form-factors. For example how quickly do they fall with Q^2 and what is the charge radius? Sensitivities to the parameters would be required to determine how precise new experimental data must be.

- Extend the existing calculations of B_n^Δ to include energies from $\Delta(1232)$ threshold to ~ 1 GeV. Such a set of calculations would be needed to plan future measurements of B_n^Δ and for doing radiative corrections.

5.2 Potential future measurements

Should theoretical studies determine that information on the $\gamma^*\Delta\Delta$ form-factors can be reliably and unambiguously extracted from B_n^Δ data, then a program of dedicated future measurements would be quite promising. The A1 facility at Mainz might be able to execute such a program. There are plans to do parity-violation experiments on heavy nuclei in order to measure their neutron radii, which would necessarily require the development of all the appropriate experimental techniques. Expanding to include $\Delta(1232)$ production should be relatively easy. Another example is the proposed SOLID Experiment [21] at Jefferson Lab. However, SOLID would be limited to $\theta = 20^\circ - 35^\circ$ and, due to scheduling of multiple experiments simultaneously at Jefferson Lab, might not be able to go to the low beam energies appropriate for this measurement. Other examples of potential facilities are the Cornell-BNL FFAG-ERL Test Accelerator and the Low Energy Recirculating Facility (LERF) at Jefferson Lab.

6 Conclusion

The beam-normal single-spin asymmetry in $\Delta(1232)$ production is sensitive to the $\Delta(1232)$ elastic form-factors, $\gamma^*\Delta\Delta$. Measurement of beam asymmetries is a robust, mature technique and, in a dedicated experiment, the tens of ppm sized asymmetries typical of B_n^Δ could be measured with low systematic error in a relatively short amount of time. Angle dependence should allow the separation of the form-factors; forward angles probe G_{E0}^Δ while backward angles probe G_{M1}^Δ . Lower beam energies are most desirable for B_n^Δ measurements since they minimize effects from higher mass intermediate states. A future dedicated program of such measurements could be possible with reasonable beam time at various facilities worldwide, particularly where parity violation experiments will have already developed all the necessary infrastructure, such as A4 at Mainz and SOLID at Jefferson Lab. Theoretical studies are needed to determine sensitivity of the asymmetry, B_n^Δ , to the assumed form and size of $\gamma^*\Delta\Delta$. This would help to determine what the ideal kinematics and precision of any future measurements would be.

ACKNOWLEDGEMENTS

Many thanks to Barbara Pasquini and Carl Carlson for helpful discussions, existing and future calculation efforts. Thanks also to Sebastian Baunack for information

on the existing A4 Mainz data. Acknowledgements to the Qweak Collaboration, of which I am member.

References

- [1] Kotulla, M. et al. (2002) *Phys. Rev. Lett.* **89**, 272001.
- [2] Alexandrou, C., Korzec, T., Koutsou, G., Lorce, C., Negele, J. W., et al. (2009) *Nucl.Phys.* **A825**, 115–144.
- [3] Pascalutsa, V., Vanderhaeghen, M., and Yang, S. N. (2007) *Phys.Rept.* **437**, 125–232.
- [4] Androic, D. et al. (2011) *Phys.Rev.Lett.* **107**, 022501.
- [5] Armstrong, D. S. et al. (2007) *Phys.Rev.Lett.* **99**, 092301.
- [6] Maas, F., Aulenbacher, K., Baunack, S., Capozza, L., Diefenbach, J., et al. (2005) *Phys.Rev.Lett.* **94**, 082001.
- [7] Wells, S. et al. (2001) *Phys.Rev.* **C63**, 064001.
- [8] Waidyawansa, B. P. (2013) *AIP Conf.Proc.* **1560**, 583–587.
- [9] Pasquini, B. and Vanderhaeghen, M. (2004) *Phys.Rev.* **C70**, 045206.
- [10] Afanasev, A. V. and Merenkov, N. (2004) *Phys.Lett.* **B599**, 48.
- [11] Gorchtein, M. (2007) *Phys.Lett.* **B644**, 322–330.
- [12] Abrahamyan, S. et al. (2012) *Phys.Rev.Lett.* **109**, 192501.
- [13] Gorchtein, M. and Horowitz, C. J. (2008) *Phys.Rev.* **C77**, 044606.
- [14] Mammei, J. et al. http://www.jlab.org/exp_prog/proposals/12/PR12-12-004.pdf (2012).
- [15] Pasquini, B. Private communication.
- [16] Nuruzzaman (2015) *arXiv:1510.00449*.
- [17] Tsai, Y.-S. SLAC-PUB-0848 (1971).
- [18] Dasu, S. et al. (1994) *Phys. Rev.* **D49**, 5641–5670.
- [19] Maas, F. et al. (2004) *Phys.Rev.Lett.* **93**, 022002.

- [20] Pasquini, B. <http://conference.kph.uni-mainz.de/mamiandbeyond/site/program/> (2009) MAMI and Beyond, 30 March-3 April 2009, Budenheim (Mainz).
- [21] Souder, P. et al. http://www.jlab.org/exp_prog/proposals/10/PR12-10-007.pdf (2009).