

Using Gap Symmetry and Structure to Reveal the Pairing Mechanism in Fe-based Superconductors

P. J. Hirschfeld¹

¹*Department of Physics, University of Florida, Gainesville, FL 32611, U.S.A.*

I review theoretical ideas and implications of experiments for the gap structure and symmetry of the Fe-based superconductors. Unlike any other class of unconventional superconductors, one has in these systems the possibility to tune the interactions by small changes in pressure, doping or disorder. Thus, measurements of order parameter evolution with these parameters should enable a deeper understanding of the underlying interactions. I briefly review the "standard paradigm" for s -wave pairing in these systems, and then focus on developments in the past several years which have challenged this picture. I discuss the reasons for the apparent close competition between pairing in s - and d -wave channels, particularly in those systems where one type of Fermi surface pocket – hole or electron – is missing. Observation of a transition between s - and d -wave symmetry, possibly via a time reversal symmetry breaking " $s+id$ " state, would provide an important confirmation of these ideas. Several proposals for detecting these novel phases are discussed, including the appearance of order parameter collective modes in Raman and optical conductivities. Transitions between two different types of s -wave states, involving various combinations of signs on Fermi surface pockets, can also proceed through a \mathcal{T} -breaking " $s+is$ " state. I further discuss recent work that suggests pairing may take place away from the Fermi level over a surprisingly large energy range, as well as the effect of glide plane symmetry of the Fe-based systems on the superconductivity, including various exotic, time and translational invariance breaking pair states that have been proposed. Finally, I address disorder issues, and the various ways systematic introduction of disorder can (and cannot) be used to extract information on gap symmetry and structure.

January 12, 2016

CONTENTS

I. Introduction	2
II. Concepts of Gap Symmetry and Structure in Fe-based systems	3
III. Experimental overview: SC state of iron pnictides	5
A. Singlet vs. triplet	5
B. s_{\pm} vs. s_{++}	5
C. Fully gapped vs. nodal	7
IV. Multiband superconductivity	8
V. Microscopics: the “standard model” and its variants	8
A. Spin fluctuation pairing theory	9
B. LiFeAs: challenge for theory	10
C. Alternative pairing theories	12
1. Orbital fluctuations	12
2. “Strong coupling” theories	13
VI. Pairing at the extremes	14
A. s vs. d	14
1. Proximity in spin fluctuation theory	14
2. Nematic order and superconductivity	15
3. Detection: Bardasis-Schrieffer mode	16
B. Missing hole pockets	16
1. Background: bulk FeSe	16
2. Alkali-intercalated FeSe	17
3. FeSe monolayers	19
4. Other FeSe intercalates	20
C. Incipient band pairing	20
VII. Multiphase gaps and time reversal symmetry breaking	23
VIII. η -pairing	24
IX. Disorder	27
A. Intra- vs. interband scattering	27
B. T_c suppression	27
C. Impurity bound states	30
D. Gap evolution vs. disorder	30
E. Quasiparticle interference	31
X. Conclusions	33
XI. Acknowledgements	35
References	35

I. INTRODUCTION

The primary interest in any newly discovered superconducting material is understanding the mechanism by which superconductivity arises. Although not always sufficient in this regard, determining the symmetry and structure of the energy gap function in momentum space is often an important clue. Over the past thirty years, a number of experimental probes, together with simple theoretical modeling, have been devised to deduce information on the gap function in novel superconductors. In this short review, I consider the Fe-based superconductors (FeSC), discovered in 2008 in the laboratory of Hideo Hosono¹, with the intention of collecting what is known about the order parameter in these systems, and discussing the implications for the pairing mechanism²⁻⁷.

Both the question and the answer in Fe-based systems are inevitably more complicated than in, say cuprate superconductors, where it was possible within a few years of their discovery to make a fairly strong case that the pairing symmetry was d -wave, and furthermore rather close to the idealized form $\Delta_{\mathbf{k}} \propto \cos k_x - \cos k_y$ for \mathbf{k} on the Fermi surface for a wide range of materials and dopings^{8,9}. The FeSC exhibit electronic structures which involve several Fe d -bands near the Fermi level, and small electron- and hole-like pockets which are quite sensitive to external perturbations such as pressure, doping, etc. Thus it is perhaps not surprising that across the range of materials considered to fall in this category, the superconducting state appears also to be quite sensitive, exhibiting e.g. in some materials a full gap, and in others clear evidence for low energy nodal quasiparticle excitations.

The argument was made early on¹⁰ that these observations of “sensitivity” or “nonuniversality” of low-energy properties were *prima facie* evidence for s_{\pm} pairing, a superconducting state with the full crystal symmetry but with sign change between Fermi surface sheets. This form of order was proposed as a ground state for the Fe-pnictide superconductors by several authors as a natural way of obtaining unconventional pairing from repulsive Coulomb interactions, based on the structure of the Fermi surface^{11,12}. Nodes in an s_{\pm} state are *perforce accidental*, i.e. determined not by symmetry but by details of the pairing interaction, and can thus be created or destroyed without any phase transition at finite temperatures. Thus such a state is itself a natural candidate to explain the variability of low-energy excitations across the space of materials. However, it was also found within spin fluctuation pairing theories that s_{\pm} pairing competes closely with d -wave pairing^{12–14}, and thus possibilities for new states which mix s and d channels in various ways, including time reversal symmetry breaking phases are also allowed. In recent years, theories which pair electrons in an orbital basis have emerged, and led to predictions of even more exotic states which break parity or translational invariance. I will argue in this review that there is little microscopic reason to believe that such states can be stabilized.

The general form of superconducting gap function $\Delta_{\nu}(\mathbf{k})$, where ν is a band index and \mathbf{k} is momentum on the Fermi surface, will be difficult to pin down using a single experimental probe. As has been the case in all previous classes of unconventional superconductors, to the extent a consensus on the gap structure has been established, it has been because of information gleaned from a variety of experimental probes of thermodynamics, transport, and, only in some cases, phase-sensitive information from pair tunneling. Choosing among the various candidates in the Fe-based system is certain to be a nontrivial task, and will require extensive, careful experiments on a wide range of materials.

The reader new to the field may by now have the impression that the situation in Fe-based systems is so complicated that nothing useful can be learned by studying gap symmetry and structure. However, the very *nonuniversality* of the superconducting state in the Fe-based systems, which makes them seem complicated, can be used to distinguish different gap structures and provide tests of theories of pairing. Consider the variability of superconducting properties tuned by doping or pressure. While any number of theories may predict an s_{\pm} state generically (e.g., at optimal doping), as is indeed currently the case (see Sec. V below), it is likely that only the correct, materials-specific pairing theory will be able to predict the correct doping and pressure dependence. Thus, with respect e.g. to the cuprates, there are new types of data available that will constrain theory and thus provide information on how electrons pair. In the process, one will certainly take steps towards a quantitative theory of some classes of unconventional superconductors that will aid in the search for new, higher- T_c systems.

This is not intended as a comprehensive review of theory or experiment on the FeSC, nor even on the superconducting state of the FeSC. Instead, I would like it to be provocative, to collect some of the interesting concepts in unconventional superconductivity that have been inspired by these fascinating materials, with a special emphasis on those newer developments since the appearance of Ref. 5. It also represents a rather personal perspective on which ideas represent productive lines of inquiry. In this spirit, I have certainly neglected a number of novel proposals, particularly those outside the framework of unconventional superconductivity due to spin fluctuations of itinerant electrons. With the same motivation, I comment only on those experiments which seem best to illustrate the relevant concepts. I apologize to the authors of the many important contributions neglected here.

II. CONCEPTS OF GAP SYMMETRY AND STRUCTURE IN FE-BASED SYSTEMS

The classification of gap symmetries by group theory has been reviewed elsewhere in the general case of unconventional superconductors¹⁵, as well as in the specific case of Fe-based systems, where the unusual glide plane symmetry of the Fe-pnictide or chalcogenide layer and the multiple orbital degrees of freedom introduce some new possibilities¹⁷. Roughly speaking, the possible states correspond to the irreducible representations of the space group of the crystal. In the simplest cases, the representations of the point group play the essential role. Let us consider first a very simple model of the Fermi surface of a tetragonal crystal with 1 Fe/unit cell, as in Fig. 1a), with a single, Γ -centered hole pocket, and X - and Y -centered electron pockets, and postpone consideration of the subtleties of the glide plane symmetry to Section VIII. For the moment I assume spin singlet pairing (see however Sec. III A).

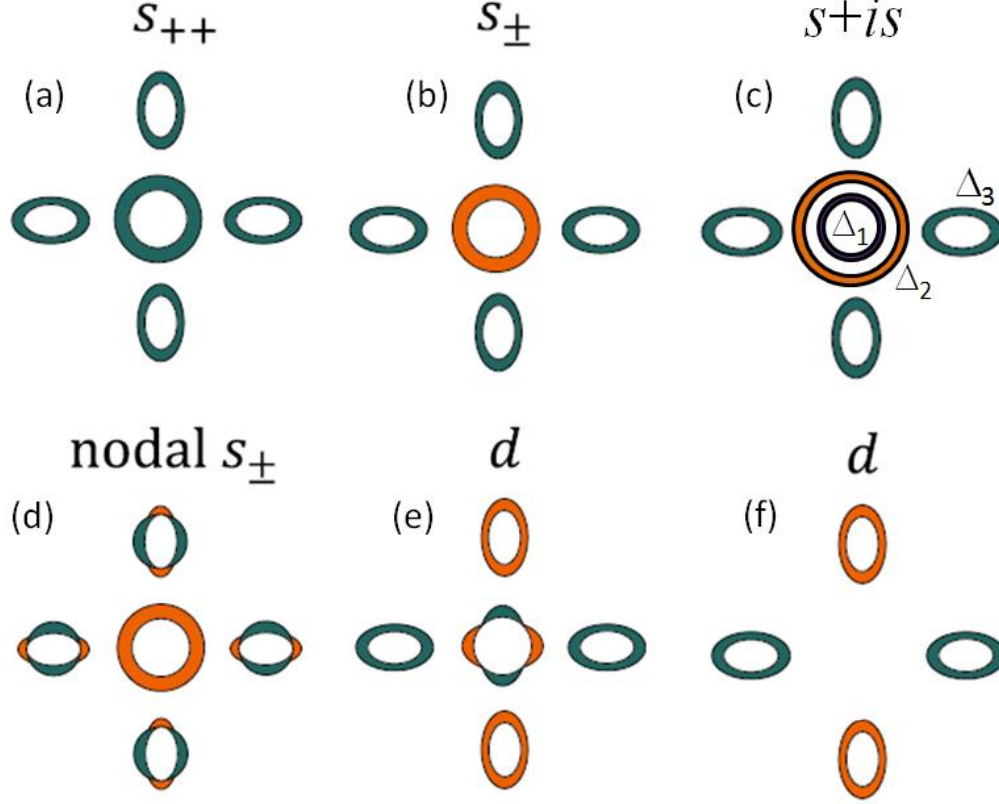


FIG. 1. (Color online.) Schematic gaps $\Delta(k)$ in FeSC. Color represents phase of $\Delta(k)$. (a)-(d) Model Fermi surface with one hole and two electron pockets. (a) Conventional s -wave (s_{++}) state; (b) s_{\pm} state with gap on hole pocket minus that on electron pockets; (c) antiphase s -wave state possible when two or more hole pockets are present, showing gaps with three different phases Δ_i ; (d) similar to (b), but with accidental nodes on electron pockets; (e) d -wave state; (f) d wave state in situation with no central hole pocket.

I focus first on simple tetragonal point group symmetry. In a 2D tetragonal system, group theory allows only for four one-dimensional irreducible representations: A_{1g} (“ s -wave”), B_{1g} (“ d -wave” [$x^2 - y^2$]), B_{2g} (“ d -wave” [xy]), and A_{2g} (“ g -wave” [$xy(x^2 - y^2)$]), depending on how the order parameter transforms under crystal rotations by 90° and other operations of the tetragonal group. In Figure 1 I have illustrated the two symmetry classes, namely s -wave and $d_{x^2-y^2}$ -wave, which are most relevant to the discussion of Fe-based systems. Within the s -wave class there are several possibilities shown in Fig. 1(a)-d): s_{++} , where the gap has the same sign on both electron and hole pockets, s_{\pm} where the sign changes between the pockets, a more complicated phase-changing s -wave state allowed if one has more than one hole pocket, and finally a nodal s_{\pm} where the overall sign changes, but the gap varies around at least one set of pockets such that it has (accidental) zeros.

Note all such s wave cases have the same *symmetry*, i.e. none changes sign if the crystal axes are rotated by 90° ; the differences among the four examples are in gap *structure*. By contrast, the d -wave states shown in Fig. 1(e),f) change sign under a 90° rotation. If central hole pockets are present, the gap must have nodes on these sheets, as in e). On the other hand, if such pockets are altogether absent at the Fermi level, as seems to occur for several interesting materials, it is possible to obey d -wave symmetry without creating nodes, as shown in f)¹⁶.

In materials with inversion symmetry the superconducting order parameter can be characterized by its parity, since the spatial part of its wave function (the order parameter) can either change sign or remain the same under the inversion operation. Since electrons obey the Pauli principle, the full wave function must be antisymmetric under exchange, which also involves spin exchange, requiring $\Delta_{\alpha\beta}(\mathbf{k}) = -\Delta_{\beta\alpha}(-\mathbf{k})$, where α and β are the spin indices of the two electrons¹⁸. Thus in the absence of spin-orbit coupling the pair wave function $\Delta_{\alpha\beta}(\mathbf{k}) \propto f(\mathbf{k})\chi_{\alpha\beta}$ can have total spin $S = 1$ (triplet), with the spatial part of the wave function $f(\mathbf{k})$ odd, $\Delta_{\alpha\beta}(\mathbf{k}) = -\Delta_{\alpha\beta}(-\mathbf{k})$ or $S = 0$ (singlet) with spatial part even ($\Delta_{\alpha\beta}(\mathbf{k}) = \Delta_{\alpha\beta}(-\mathbf{k})$).

Some interesting aspects of this argument in multiorbital systems have described by Fischer¹⁷. In essence, if one pairs

in orbital space one can fulfill the Pauli principle by having the single-particle orbital degrees of freedom help enforce the antisymmetry under particle exchange. For example, if $\Delta_{\alpha a; \beta b}(\mathbf{k})$ describes a pairing between single-particle states characterized by (momentum, spin, orbital) $[\mathbf{k}, \alpha, a]$ and $[-\mathbf{k}, \beta, b]$, $\Delta_{\alpha a; \beta b}(\mathbf{k})$ may be taken $\propto f(\mathbf{k})\chi_{\alpha, \beta}\phi(a, b)$ in the absence of spin-orbit coupling. This allows one to construct states consistent with the Pauli principle which are, e.g. even parity, even under spin exchange, and odd under orbital exchange, or odd parity, odd under spin exchange, odd under orbital exchange. Such exotic states are generally expected to be energetically disfavored, since they generically involve substantial amplitudes to pair electrons at different single-particle energies. This is because after performing the unitary transformation to bring the orbital pair ab into band space, one will inevitably generate linear combinations involving contributions from electrons in different bands. e.g. one electron at the Fermi level at $\mathbf{k}\nu$, and one at $-\mathbf{k}\mu$, where $\mu \neq \nu$ are band indices. Note that it is possible to imagine pair potentials which take advantage of such pairings to lower the energy of the system, but for standard BCS-like potentials such energy imbalances in pairing typically leads to strong suppression of the condensation energy. It is for this reason that most theoretical researchers have made the ansatz of paired electrons in like bands at the Fermi level; however as I argue below in Sec. VIC, there are circumstances in multiband systems where even standard pairing interactions can lead to pairing in incipient bands, and there may be similar arguments favoring the stability of interband pairs (see, e.g. Ref. 19). These problems certainly deserve closer investigation.

III. EXPERIMENTAL OVERVIEW: SC STATE OF IRON PnictIDES

Here I briefly review the basic conclusions of Ref. 5 and many others regarding the basic symmetry and structure aspects of the “original” pnictide-based FeSC, i.e. the 1111, 122 and 111 arsenides and phosphides.

A. Singlet vs. triplet

An equal-spin triplet superconductor ($S_z = \pm 1$) should polarize in an external magnetic field, just as free spins in a normal metal. Thus one expects in such a system that the spin susceptibility (NMR Knight shift) should be featureless at T_c . Spin-orbit coupling to the lattice can suppress this for some directions, but not for others. In a singlet superconductor, on the other hand, or for the $S_z = 0$ component of the triplet, the bound pair cannot be polarized by the applied field, so that magnetic susceptibility vanishes as $T \rightarrow 0$. Thus for singlet superconductivity one can expect the uniform spin susceptibility to diminish below T_c , although the same occurs qualitatively for a state including an $S_z = 0$ triplet component, and vanishing susceptibility is often difficult to determine due to background van Vleck contributions.

The conventional way to determine the spin susceptibility is by measuring the Knight shift. Early on, this experiment was performed on several FeSC including $\text{Ba}(\text{Fe}_{1-x}\text{Co}_x)_2\text{As}_2$ ²⁰, $\text{LaO}_{1-x}\text{F}_x\text{FeAs}$ ²¹, $\text{PrFeAsO}_{0.89}\text{F}_{0.11}$ ²², $\text{Ba}_{1-x}\text{K}_x\text{Fe}_2\text{As}_2$ ^{23,24}, LiFeAs ^{25,26}, and $\text{BaFe}_2(\text{As}_{0.67}\text{P}_{0.33})_2$ ²⁷. These works reported that the Knight shift decreases for all angles of the field with respect to the crystallographic axes. This effectively excluded triplet symmetries such as p -wave or f -wave, and there is a general consensus that all FeSC have spin singlet gap symmetry. Some early reports regarding the intriguing material LiFeAs (Sec. VB) suggested signs of proximate ferromagnetism, which, when combined with measurements of weak or absent T -dependence of the Knight shift below T_c led to the proposal of possible spin triplet pairing in this material^{28,29}. However these measurements have not been confirmed on other samples to my knowledge and remain a mystery.

B. s_{\pm} vs. s_{++}

Thus for many, and probably all of the FeSC, the spin structure of the gap is of the singlet type. In addition, there are strong theoretical reasons to believe that the momentum dependent part of the gap function is even parity, and probably s -wave (see Sec. V). Possible exceptions to this last conclusion include strongly overdoped systems, where there is some evidence for d -wave, discussed in Sec. VIA1). Remember from Sec. II, the term “ s -wave” is used loosely in a crystalline system to refer to a gap with the full symmetry of the lattice. This does not tell us, for example, whether it changes sign between Fermi surfaces, nor whether it has nodes on individual Fermi surfaces. This question acquires a particular urgency when one recognizes that the theoretical community, while largely endorsing the spin-fluctuation driven s_{\pm} pairing notion, includes a significant component arguing that orbital fluctuations play an essential role, and that they lead to s_{++} pairing, at least in some FeSC (Sec. VC1). Thus this important question of gap structure is also directly related to questions about the origins of superconductivity.

Let us first ask what evidence exists that the gap changes sign at all. In this regard, there were a few isolated experiments of relevance when the forerunner of this review was written in 2011: neutron spin resonance^{30–38}, Josephson π -junctions³⁹, and quasiparticle interference (QPI) experiments^{40,41}. In the meantime, further examples of these experiments have turned up on other materials, but no really noteworthy experimental results nor serious new ideas for “smoking gun” experiments have arisen, with the exception of some involving disorder. These include a) new STM measurements of impurity bound states (Sec. IX C); b) a class of systematic disorder experiments employing electron irradiation (Sec. IX D); and c) some possible new ways to analyze QPI data (Sec. IX E). It has also been noted that the observed coexistence of superconductivity and spin density wave order in some FeSC is strong evidence for s_{\pm} character of the pair state⁴².

Replicating the pioneering cuprate phase sensitive experiments⁴³ that provided hard evidence for d -wave pairing has proven extremely difficult, for technical reasons related to fabricating clean junctions, but more importantly for fundamental reasons. Because the s_{++} and s_{\pm} states in question have the same angular symmetry, there is no way to distinguish them by, e.g. tunneling into different faces of a crystal in the analog of the famous corner-junction experiment of Wollman et al.⁴⁴. Although other schemes have been proposed, they mostly depend on quantitative model calculations of the Josephson critical currents. An exception is an test involving a thin film of a conventional s -wave superconductor grown on the surface of a putative s_{\pm} proposed by Koshelev and Stanev⁴⁵, who showed that the signs of subdominant tunneling features could identify gap sign changes. Coupling between such systems can also lead to controlled junctions, as shown by Linder et al.⁴⁶ Nevertheless, such proposals are not trivial to realize; thus, controlled impurity experiments, which are also in principle phase sensitive, have acquired a new importance.

Spin resonance. The observation of a neutron spin resonance in the magnetic susceptibility $\chi''(\mathbf{q}, \omega)$ as a test of an s_{\pm} state was proposed early on theoretically,^{47–49} and reported experimentally very quickly^{30,32–38} in all the FeSC under study at that time (except LiFeAs, where it is weak and occurs at an incommensurate wave vector⁵⁰). The familiar 1111, 122 and 111 materials have strong magnetic fluctuations in the normal state at $\mathbf{q} = (\pi, 0)$, corresponding to the ordered magnetic state of the parent compounds. I do not review this experimental situation here, nor the various theoretical approaches, but refer the reader to several excellent recent reviews, with focus on both experimental^{51,52} and theoretical⁵³ issues.

The neutron spin resonance phenomenon is generally understood to represent a paramagnon mode of the system which sharpens only below T_c because the corresponding pole in the magnetic susceptibility $\chi(\mathbf{q}, \omega)$ becomes undamped due to the suppression of low-energy particle-hole excitations when the Fermi surface is gapped. The mode is of interest in the current context because the term in $\chi''(\mathbf{q}, \omega)$ arising from the anomalous Green functions in the SC state is proportional to the coherence factor

$$\sum_{\mathbf{k}} \left[1 - \frac{\Delta_{\mathbf{k}} \Delta_{\mathbf{k}+\mathbf{q}}}{E_{\mathbf{k}} E_{\mathbf{k}+\mathbf{q}}} \right] \dots \quad (1)$$

where ... is the kernel of the BCS susceptibility. A cursory examination shows that this factor vanishes if $\Delta_{\mathbf{k}}$ and $\Delta_{\mathbf{k}+\mathbf{q}}$ have the same sign, and is maximized if the sign is changed. Thus the observation of a neutron resonance has generally been taken as a “natural” indication of a sign change in the order parameter. It should be noted, however, that in situations where the quasiparticle relaxation rate in the SC state has a strong energy dependence, a conventional s_{++} state may also have a peak that sharpens somewhat below T_c ⁵⁴. In a simple symmetric two-band model, the peak is typically located above 2Δ in energy if generated by the scattering rate effect in an s_{++} state, whereas in the s_{\pm} case, as for other unconventional pair states, it is always located below 2Δ .

Further information on recent developments is available in the review article by D. Inosov in this volume⁵².

Josephson tests. An early experiment on a granular 1111 sample presented indirect evidence that Josephson π loops were present in the sample³⁹. In this experiment Chen et al. measured a very large number of randomly pairs of contacting grains with a Nb “fork”, in hope that some of them would accidentally fulfil the condition that the two contacts have the required phase shift. This can occur in a state where the order parameter changes sign if the numbers that specify the Josephson current (orbital composition of the wave function, relative gap sizes, etc) work together in such a way that the current along one direction will be dominated by hole pockets and the other by electron pockets. A thick tunneling barrier will for example preferentially favor tunneling from states at the zone center, i.e. hole states. So a small fraction of the loops containing the fork and two FeSC grains may contain a π phase shift; and this was in fact observed in the experiment³⁹. To my knowledge, no further experiments of this type have been performed.

A more promising technique that avoids the difficulties of in-plane tunneling was proposed in Ref. 55, a “sandwich” design whereby an epitaxial film of a hole-doped FeSC is grown on top of an electron-doped one (or vice versa). If the epitaxial growth is very good, the parallel momentum is conserved at the interface and both types of carriers experience coherent c -axis transport. An electrical contact to the hole-doped layer will then be dominated by the hole

current, and the contact to the electron-doped layer by the electron current. If these contacts are now connected in a loop, there will be a phase difference between the two layers which will directly reflect on the sign change of the SC order parameter between the hole and electron sheets. Progress in fabricating such artificial heterostructures was slow for some time, but success with interfaces with SrTiO₃ (STO) (See e.g. Ref. 56 and citations in Sec. VIB3) suggest that these problems are not insurmountable.

Disorder effects. In Sec. IX C below, I list some STM measurements performed in the past few years that have observed impurity bound states in situations where it appears unlikely that the impurity has a predominantly magnetic character. This then suggests that at least this set of materials has an s_{\pm} character. Other reports of weak or nonexistent bound states in other situations can easily be understood as consistent with s_{\pm} in terms of simple models of impurity scattering in these systems, but there is no way to generate such a resonance in a s_{++} state. In Secs. IX B and IX D, I discuss the qualitatively new insights provided by a new series of electron irradiation experiments on bulk properties of FeSC. These are important because they are the closest approximation to introducing purely pairbreaking random potentials to the system in a systematic way. Only in such a case can results be compared directly to theory. These experiments show a T_c suppression rate relative to residual resistivity increase which is comparable to the Abrikosov-Gor'kov rate for magnetic impurities in a single-band s -wave system, but for nonmagnetic impurities, implying s_{\pm} . Finally, in Sec. IX E, I discuss some issues that have arisen regarding the interpretation of experiments purporting to show from Fourier transform scanning tunneling microscopy (STM), commonly referred to as quasiparticle interference experiments, that the order parameter in some systems is s_{\pm} . The conclusion is probably still correct, but there are subtleties in the analysis, and other ways of analyzing the data than used heretofore are probably preferable.

C. Fully gapped vs. nodal

As opposed to the d -wave case, where nodes are mandated on the hole pockets by symmetry, in an extended s -wave scheme they may appear on either type of pocket if amplitudes of higher harmonics in the angular expansion of the order parameter are sufficiently large. As discussed in Section V, there are microscopic reasons why this may be the case. Moreover, since nodeless s_{\pm} , nodeless s_{++} , and an extended s with accidental nodes (either with average gap switching sign between pockets (“nodal s_{\pm} ”) or not (“nodal s_{++} ”)) all belong to the same symmetry class, the difference between them is only quantitative (but important).

Information on the existence of nodes, or large gap anisotropy on individual Fermi surface sheets without nodes, is generally easier to obtain than clear indications of gap sign changes. This is because nodes or deep gap minima result in low-energy quasiparticle excitations, which can be detected in a number of thermodynamic and transport experiments. Thermal conductivity measurements have played an important role in this debate, primarily because they can be extended to quite low temperatures and can thus often distinguish between true nodes and small gap minima. Penetration depth experiments have also been quite useful⁵⁷. A number of the low- T_c systems, particularly the phosphides, as well as KFe₂As₂, are found to be nodal. A simple explanation within the spin fluctuation theory proposed by Kuroki and co-workers suggests that the larger Pn-Fe-Pn bond angle leads to a suppression of the d_{xy} band at the Fermi surface, and thus the elimination of an important intraorbital stabilization of the isotropic s_{\pm} interaction (see Refs. 58,10 and Sec. VIA 1). FeSe crystals⁵⁹ and thick films⁶⁰ appear to be nodal as well, and consistent with predictions of spin fluctuation theory^{61,62}.

A higher T_c system (optimal 30K) which has been established as nodal is BaFe₂(As,P)₂, thought to be doped by chemical pressure since As,P are isovalent⁶³. In this material, the d_{xy} FS sheet is present, so alternative explanations for the strong anisotropy were required. Early 3D spin fluctuation calculations^{64,65} suggested that nodes might occur on hole pockets due to rapid changes in orbital content near the top of the Brillouin zone, and also exhibited deep gap minima on the electron sheets. It appears more likely from phenomenological fits to angle-dependent magnetothermal conductivity measurements, however, that these minima descend in real systems and become the primary nodes in this system in the form of electron pocket loops⁶⁶.

Finally, gap anisotropy has been investigated intensively in the context of BaFe₂As₂ overdoped with both K and Co. In both cases, anisotropy increases significantly as one overdopes away from optimal doping, as predicted by spin fluctuation theory^{5,14}. The K-doped side is particularly interesting as the system must make a transition from a fully gapped to a nodal state that may be d -wave, a discussion that I postpone until Sec. VIA. The electron-doped side is more anisotropic even at optimal doping, according to c -axis thermal conductivity measurements that indicate a low- T linear term, which reflects the presence of nodes, growing immediately away from optimal doping⁶⁷. These nodes have also been claimed from analysis of Raman data to be of the loop type⁶⁸.

It is obviously extremely interesting to study the crossover between nodal and fully gapped systems. While this is usually discussed in the context of doping or addition of disorder (see Secs. IX D), it can be driven by pressure or strain as well. Recently Guguchia et al.⁶⁹ studied such a transition in Rb-doped Ba122 by measuring changes

in low-temperature penetration depth. Deciding whether the nodal state in such a transition arises because of the onset of accidental nodes in an s_{\pm} state or a transition to d -wave is always a delicate issue, and probes with angular resolution are probably required to make clear statements.

IV. MULTIBAND SUPERCONDUCTIVITY

To provide a background for a few theoretical topics on the frontier of the Fe-based superconductivity field, I first review basic ideas about multiband superconductivity within a simple model where interactions are constant on and between bands. The general BCS gap equation for a multiband system with intra- and interband interactions $V_{\mu\nu}(\mathbf{k}, \mathbf{k}')$ is

$$\Delta_{\mu}(\mathbf{k}) = - \sum'_{\mathbf{k}'\nu} V_{\mu\nu}(\mathbf{k}, \mathbf{k}') \frac{\Delta_{\nu}(\mathbf{k}')}{2E_{\nu\mathbf{k}'}} \tanh \frac{E_{\nu\mathbf{k}'}}{2T} \quad (2)$$

$$\simeq - \sum_{\nu} \Lambda_{\mu\nu} \Delta_{\nu} L(\Delta_{\nu}, T), \quad (3)$$

where μ, ν are band indices, the prime on the sum indicates a restriction to states within a BCS cutoff energy ω_D of the Fermi level, and the quasiparticle energy is $E_{\nu\mathbf{k}} = \sqrt{\xi_{\nu\mathbf{k}}^2 + \Delta_{\nu}^2}$, with $\xi_{\mathbf{k}}$ the single-particle dispersion measured with respect to the chemical potential. In BCS theory $\Delta_{\mathbf{k}}$ is restricted to states on the Fermi surface, so I can perform the energy integration perpendicular to the Fermi surface. In the second line of (3), following Matthias, Suhl, and Walker⁷⁰ and Moskalenko⁷¹, constant densities of states N_{ν} for each Fermi surface sheet ν and isotropic interactions $V_{\mu\nu}$ are assumed. In this case the theory may be expressed in simple algebraic form as in (3), in terms of the dimensionless interaction matrix Λ with elements $\Lambda_{\mu\nu} = V_{\mu\nu}N_{\nu}$ and $L(\Delta, T) = \int_0^{\omega_D} d\xi \tanh(\frac{\sqrt{\xi^2 + \Delta^2}}{2T}) / \sqrt{\xi^2 + \Delta^2}$.

In the BCS weak coupling limit, one may derive an expression for T_c in such a system analogous to the single band expression, $T_c = \omega_D \exp(-1/\lambda_{eff})$, where λ_{eff} is the largest eigenvalue. The elements of the eigenvector are then the ratios of the individual order parameters. Unless all V_{ij} are the same, the temperature dependence of individual gaps $\Delta_{\mu}(T)$ does not follow the usual BCS behavior. As an example, consider a two-band superconductor where $\Lambda_{\mu\mu} \gg \Lambda_{\mu\neq\nu}$: in the limit where the interband coupling is zero, there are two independent T_c^0 's for Δ_1 and Δ_2 . However, even for very small interband coupling there can be only one thermodynamic transition, such that the smaller gap opens initially very slowly, and only at a T corresponding to the “bare” superconducting transition ($\Lambda_{\mu\neq\nu} = 0$) does it start to increase rapidly. As the interband coupling increases, the two gaps begin to acquire a similar T dependence.

Equations (3) may have solutions even when all elements of the interaction matrices Λ are negative, (repulsive according to the above convention)⁷². The simplest case is a 2-band repulsive interband interaction: $V_{11} = V_{12} = 0$, $V_{12} = V_{21} = -V < 0$. In this case the solution reads: $\lambda_{eff} = \sqrt{\Lambda_{12}\Lambda_{21}} = |V_{12}|\sqrt{N_1N_2}$, $\Delta_1(T_c)/\Delta_2(T_c) = -\sqrt{N_2/N_1}$.

The reader who wishes a more detailed account of multiband SC is urged to consult the reviews by Tanaka⁷³ and Stanev⁷⁴.

V. MICROSCOPICS: THE “STANDARD MODEL” AND ITS VARIANTS

In the first year of study of the Fe-based superconductors, it became clear that the multiband, small pocket aspect of their electronic structure was crucial, and that repulsive Coulomb interactions among the various small pockets found both in DFT calculations and in ARPES was driving the superconductivity. From a modeling perspective, it was desirable to begin with the simplest possible band structure, and then add local interactions. What were the essential features to include in the band modeling?

First-principles calculations^{12,75–80} showed the electronic properties and the topology of Fermi surface consisting of hole/electron pockets at the Brillouin zone center/corners and indicated the importance to superconductivity of Fe 3d orbitals, which give the dominant density of states (DOS) at the Fermi level. The five Fe-3d orbitals split into the e_g doublet (d_{z^2} , $d_{x^2-y^2}$) and the t_{2g} triplet (d_{xz} , d_{yz} , d_{xy}) under the tetrahedral crystal field⁸¹, and it is the latter that typically dominate the states at the Fermi energy. Several theoretical analyses^{81–87} of the superconductivity, as well as speculations regarding the symmetry of the superconducting order parameters of $\text{LaO}_{1-x}\text{F}_x\text{FeAs}$ based on two-orbital model of the electronic structure appeared very soon after its discovery. Three-orbital^{88,89} and more realistic five-orbital Fe-only tight-binding models were used together with a spin-fluctuation interaction^{12,13}, predicting an s_{\pm} gap¹¹ with various momentum dependences (anisotropy and gap nodes) which are qualitatively consistent with experiments⁵. In some special cases discussed below, 10- and even 16-orbital calculations have been performed.

While faithful to the crystal symmetries of the DFT calculations from which they were derived, these calculations were performed using a 1-Fe unit cell, appealing to an exact unfolding of the bandstructure in the $k_z = 0$ plane as discussed by Eschrig⁹⁰. However, this treatment misses important 3D effects in some systems, particularly 122s, as well as the effect of the nonperturbative band folding potential due to the out-of-plane As atoms⁹¹ on the quasiparticle weights in the unfolded zone. This has significant consequences for angle-resolved photoemission in the normal state, leading to the remarkable variation of spectral intensity around, e.g. the electron pockets⁹². In principle, pairing calculations involving all 10 Fe d -orbitals in the 2-Fe unit cell should capture these 1-particle effects properly; for a fuller account of some subtleties, see Sec. VIII below.

A. Spin fluctuation pairing theory

Virtually all calculations of this type have been performed using a model (“multiband Hubbard” or “Hubbard-Hund”) Hamiltonian consisting of a multiband tight-binding kinetic energy H_0 as discussed above, plus an interaction H_{int} containing all possible two-body *on-site* interactions between electrons in orbitals ℓ ,

$$\begin{aligned} H = H_0 &+ \bar{U} \sum_{i,\ell} n_{i\ell\uparrow} n_{i\ell\downarrow} + \bar{U}' \sum_{i,\ell' < \ell} n_{i\ell} n_{i\ell'} \\ &+ \bar{J} \sum_{i,\ell' < \ell} \sum_{\sigma,\sigma'} c_{i\ell\sigma}^\dagger c_{i\ell'\sigma'}^\dagger c_{i\ell'\sigma'} c_{i\ell\sigma} \\ &+ \bar{J}' \sum_{i,\ell' \neq \ell} c_{i\ell\uparrow}^\dagger c_{i\ell\downarrow}^\dagger c_{i\ell'\downarrow} c_{i\ell'\uparrow} \end{aligned} \quad (4)$$

where $n_{i\ell} = n_{i,\ell\uparrow} + n_{i,\ell\downarrow}$. The Coulomb parameters \bar{U} , \bar{U}' , \bar{J} , and \bar{J}' represent a Hubbard interaction, interorbital Hubbard interaction, Hund’s rule exchange and “pair hopping interaction”, respectively. The tight-binding model H_0 used in H is typically downfolded from a full DFT band structure onto an Fe-only tight-binding model⁹⁰.

In Equation (4), the intra- and inter-orbital Coulomb repulsion \bar{U} and \bar{U}' are written as distinct, along with the Hund’s rule exchange \bar{J} and “pair hopping” interaction \bar{J}' for generality, but if they are generated from a single two-body term with spin rotational invariance they are related by $\bar{U}' = \bar{U} - 2\bar{J}$ and $\bar{J}' = \bar{J}$. In a real crystal, such a local symmetry will not always hold. Work until now has focussed on generating tight-binding bandstructures for H_0 from DFT. If Coulomb interactions are indeed local, the Hamiltonian (4) may be expected to provide a good description of the physics of a given material, provided one knows or has a method of calculating the interaction parameters \bar{U} , ... (see below). Attempts have been made to calculate these from first principles^{93,94}, but there are some subtle issues associated with the different Wannier bases which have been implemented. Alternatively, these can be calculated within a GW framework⁹⁵.

The generalization of simple 1-band Berk-Schrieffer spin fluctuation theory⁹⁸ to the multiorbital case was performed by many authors^{99,100}. The effective pair interaction vertex $\Gamma(\mathbf{k}, \mathbf{k}')$ between bands i and j in the singlet channel is

$$\begin{aligned} \Gamma_{ij}(\mathbf{k}, \mathbf{k}') &= \text{Re} \left[\sum_{\ell_1 \ell_2 \ell_3 \ell_4} a_{i\ell_1}^{\ell_1,*}(\mathbf{k}) a_{i\ell_2}^{\ell_2,*}(-\mathbf{k}) \right. \\ &\quad \left. \times \Gamma_{\ell_1 \ell_2 \ell_3 \ell_4}(\mathbf{k}, \mathbf{k}', \omega = 0) a_{j\ell_3}^{\ell_3}(\mathbf{k}') a_{j\ell_4}^{\ell_4}(-\mathbf{k}') \right] \end{aligned} \quad (5)$$

where the momenta \mathbf{k} and \mathbf{k}' are confined to the various Fermi surface sheets with $\mathbf{k} \in C_i$ and $\mathbf{k}' \in C_j$, and $a_i^\ell(\mathbf{k})$ are orbital-band matrix elements. The orbital pairing vertices $\Gamma_{\ell_1 \ell_2 \ell_3 \ell_4}$ describe the particle-particle scattering of electrons in orbitals ℓ_1, ℓ_4 into ℓ_2, ℓ_3 and in the fluctuation exchange approximation^{100,101} are given by

$$\begin{aligned} \Gamma_{\ell_1 \ell_2 \ell_3 \ell_4}(\mathbf{k}, \mathbf{k}', \omega) &= \left[\frac{3}{2} \bar{U}^s \chi_1^{\text{RPA}}(\mathbf{k} - \mathbf{k}', \omega) \bar{U}^s + \right. \\ &\quad \left. \frac{1}{2} \bar{U}^s - \frac{1}{2} \bar{U}^c \chi_0^{\text{RPA}}(\mathbf{k} - \mathbf{k}', \omega) \bar{U}^c + \frac{1}{2} \bar{U}^c \right]_{\ell_1 \ell_2 \ell_3 \ell_4}, \end{aligned} \quad (6)$$

where each of \bar{U}^s , \bar{U}^c , χ_1 , etc represent matrices in orbital space which depend on the interaction parameters. Here χ_1^{RPA} describes the spin-fluctuation contribution and χ_0^{RPA} the orbital (charge)-fluctuation contribution, determined by Dyson-type equations as

$$\chi_1^{\text{RPA}}_{\ell_1 \ell_2 \ell_3 \ell_4}(\mathbf{q}) = \left\{ \chi^0(q) [1 - \bar{U}^s \chi^0(q)]^{-1} \right\}_{\ell_1 \ell_2 \ell_3 \ell_4}, \quad (7)$$

$$\chi_0^{\text{RPA}}_{\ell_1 \ell_2 \ell_3 \ell_4}(\mathbf{q}) = \left\{ \chi^0(q) [1 + \bar{U}^c \chi^0(q)]^{-1} \right\}_{\ell_1 \ell_2 \ell_3 \ell_4}. \quad (8)$$

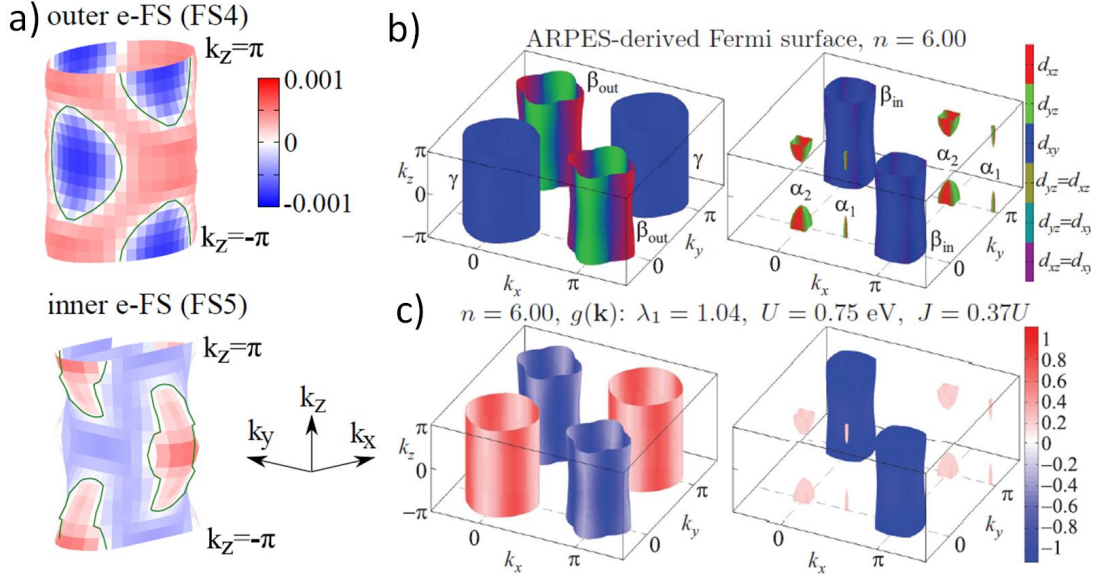


FIG. 2. (Color online.) Gap functions on 3D Fermi surfaces of 122 FeSC from 10-orbital fluctuation exchange calculations. a) on electron pockets of BaFe₂(As,P)₂ from Ref. 96; b),c) for LiFeAs from Ref. 97: b) Fermi surface with orbital content derived from ARPES measurements; c) gap function on these sheets.

where repeated indices are summed over. Here χ_{st}^{pq} is a generalized multiorbital susceptibility (see 10).

Results of microscopic theory. The simplest goal of the microscopic approach is to calculate the critical temperature T_c via the instability equation and determine the symmetry of the pairing eigenfunction and the pairing eigenvalue (which determines T_c) there. If one writes the order parameter $\Delta(\mathbf{k})$ as $\Delta g(\mathbf{k})$, with $g(\mathbf{k})$ a dimensionless function describing the momentum dependence on the Fermi surface, then $g(\mathbf{k})$ is given as the stationary solution of the dimensionless pairing strength functional¹³

$$\lambda[g(\mathbf{k})] = - \frac{\sum_{ij} \oint_{C_i} \frac{dk_{\parallel}}{v_F(\mathbf{k})} \oint_{C_j} \frac{dk'_{\parallel}}{v_F(\mathbf{k}')} g(\mathbf{k}) \Gamma_{ij}(\mathbf{k}, \mathbf{k}') g(\mathbf{k}')}{(2\pi)^2 \sum_i \oint_{C_i} \frac{dk_{\parallel}}{v_F(\mathbf{k})} [g(\mathbf{k})]^2} \quad (9)$$

with the largest eigenvalue λ , a dimensionless measure of the pairing strength. Here \mathbf{k} and \mathbf{k}' are restricted to the various Fermi surfaces $\mathbf{k} \in C_i$ and $\mathbf{k}' \in C_j$ and $v_F(\mathbf{k}) = |\nabla_{\mathbf{k}} E(\mathbf{k})|$ is the Fermi velocity on a given Fermi sheet i . Note the band indices on $v_F(\mathbf{k})$, etc. have been suppressed because specification of \mathbf{k} also specifies the band.

The most sophisticated calculations of this type are performed for the 122 systems, which are the most 3D of the FeSC due to the stronger overlap of the pnictogen/chalcogen between the layer containing Fe and the reservoir layers¹⁰², and a few other cases where 3D Fermi surface pockets exist, like LiFeAs. In these cases 2D calculations are not sufficient, and one needs to account for 3D scattering processes. Two examples are shown in Fig. 2, indicating the rather complex gap structures $g(\mathbf{k})$ that can be obtained.

B. LiFeAs: challenge for theory

In earlier classes of unconventional superconductors, consensus on a particular pairing state was generally reached only after different classes of experiments, including a) bulk thermodynamic and transport measurements that probe the averaged quasiparticle spectrum, b) phase sensitive experiments, typically requiring surfaces or interfaces, which probe the order parameter sign changes directly, and c) ARPES, which in principle measures the momentum-resolved gap structure $|\Delta_{\mathbf{k}}|$. In the Fe-based systems, designing and fabricating devices for phase sensitive measurements has proven problematic. Furthermore, while ARPES experiments should in principle be the most direct measurements of gap structure, early ARPES measurements indicated insignificant \mathbf{k} -space anisotropy in the 122 systems, despite the fact that thermodynamic probes all reported the presence of low-energy quasiparticles consistent with large anisotropy and even nodes in several cases, particularly Ba(Fe_{1-x}Co_x)₂As₂. Poor surface quality may have limited angular resolution in these cases.

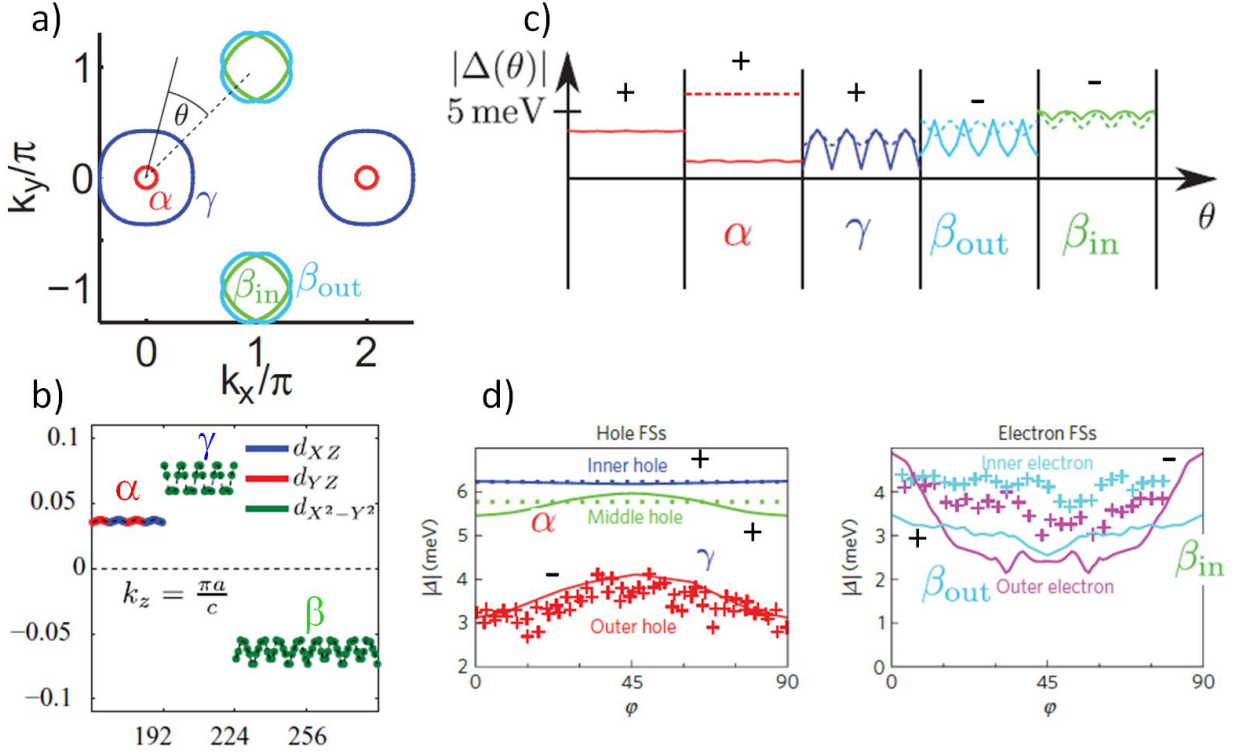


FIG. 3. (Color online.) (a) LiFeAs Fermi surface at $k_z = \pi$ for ARPES-derived band structure used by Refs. [97,107,108](#). (b) Functional renormalization group calculation of $k_z = \pi$ SC gaps from Ref. [109](#), where DFT Fermi surface was used. (c) Gaps at $k_z = \pi$ predicted by RPA spin fluctuation calculation of Ref. [97](#). Solid lines are theory; dashed lines are approximate sketches of experimental determination of same gaps^{[105](#)}. (d) Comparison of gap predictions of Ref. [110](#) (LDA+DMFT-based calculation of the pairing interaction) with same experimental data.

Thus a good deal of attention was focussed on the first high-quality crystals of LiFeAs, which were shown to have excellent nonpolar surfaces without significant reconstruction^{[103](#)}. Both detailed STM-quasiparticle interference^{[104](#)} and ARPES measurements^{[105,106](#)} of the momentum dependence of the superconducting gaps on the various pockets were reported, and found to be qualitatively consistent with one another where comparisons were possible. Aspects of the measured gap function in LiFeAs, according to these measurements, were a) the gap was nodeless; b) gap sizes varied from a minimum on the large Γ -centered hole pocket (γ) of about 3 meV to a maximum of about 6 meV on the inner hole pockets (α); c) significant angular variation was reported on both the two electron pockets (β) and the outer hole pocket. Note that the various ARPES groups disagreed somewhat on the details of the Fermi surface itself: according to Ref. [105](#), around the Γ point of the zone there was only a single hole pocket γ ; the α_1 and α_2 hole bands were below the Fermi level, whereas Ref. [41](#) found that α_2 indeed crossed the Fermi level near Γ . Some of these data are reproduced in Fig. 3.

This rough concordance of several experimental groups and methods on the detailed structure of the gap function in one of the Fe-based materials led several theoretical groups^{[97,107,108,110](#)} to consider the challenge seriously. In what follows, I give a somewhat detailed summary of these efforts, not because the details of the gap function in LiFeAs are fundamental to the physics of Fe-based superconductors, but because the agreements and discrepancies illustrate the level at which the field of materials-specific calculation of superconducting properties has arrived for these systems. The general reader can skip this discussion and glance at Fig. 3, where a subset of these results are presented, indicating that rather good agreement among the recent generation of calculations is obtained for the larger Fermi surface pockets in the system, and discrepancies remain for those tiny, possibly incipient pockets where the interactions are harder to calculate.

The earliest results of Thomale et al^{[109](#)} had been based on a 2D calculation using a tight-binding model derived from a density functional theory calculation. However, the ARPES measurements had shown that the true Fermi surface in this material differed considerably from these DFT calculations, due to the small to negligible size of the inner α_1, α_2 hole pockets observed by ARPES compared to the relatively large sizes found in DFT. Local-density approximation (LDA)+dynamical mean-field theory (DMFT) calculations had some success showing that stronger electronic correlations in the 111 family lead to a shrinkage of the inner hole pockets but maintenance of the electron

pocket size and shape^{111–113}, but still did not really reproduce the ARPES Fermi surface accurately.

An improved approach adopted by several theoretical groups was to use a tight-binding model for the low-energy bands derived from ARPES^{97,107,108}. These calculations represented various versions of what may be called weak-coupling spin fluctuation theory, and all considered pairing only at the Fermi level. The remarkable thing was that, despite their differences in implementing this theory, all arrived at momentum-dependent gap functions for the electron and outer hole pockets semiquantitatively in agreement with experiment, with the tuning of at most one or two parameters within a reasonable range (Ref. 107 was more phenomenological in approach). They disagreed, however, on the size of the gaps on the rather small inner hole xz/yz Fermi surface pockets reported by ARPES, those which undergo Lifshitz transitions first upon electron doping. Experiment reported these gaps to be the largest, but e.g. Ref. 97 found them to be intermediate to small among the various gaps in the system. In some works, better agreement with the gap sizes on the smaller hole pockets was found, based on claims of improved formulation of the problem in orbital space^{110,114} or inclusion of Aslamasov-Larkin vertex corrections to the RPA theory¹⁰⁸. In the only fully 3D spin fluctuation pairing calculation, Ref. 97, the small gaps found on these tiny pockets were attributed to the neglect of states away from the Fermi level. This point is discussed further in Sec. VIC.

A further point of contention among these theories was the distribution of gap signs over the various Fermi pockets. While Ref. 97 found a traditional s_{\pm} state, with all hole pockets one sign and all electron pockets the other, Yin et al.¹¹⁰ reported that their leading pair state had the signs of the electron and outer hole pockets equal (“orbital antiphase s -state”), while Saito et al.¹⁰⁸ found both the electron pockets and the outer hole pockets with sign opposite the “traditional” s_{\pm} . Recently, Nourafkan et al.¹¹⁴ reported a LDA+DMFT calculation, improved relative to Yin et al.¹¹⁰, which also found a leading s_{\pm} state.

Needless to say, experiments are not yet in a position to confirm any of these last predictions. They arise in the theories because of relatively subtle differences in the treatment of the various interband interactions, which are beyond the scope of this review, and may also to some extent depend on errors in the band structure adopted, since there is still some controversy about the small hole pockets. Nevertheless, one may be reasonably optimistic that, as experiments and crystal growth techniques improve, and some kind of consensus is reached about how to improve the simplest spin-fluctuation theories, the role of these small pockets (and incipient bands) will be elucidated, and the pairing state in the LiFeAs system will be understood. If this turns out to be the case, it will be a remarkable triumph for theory, as this system is quite complicated, and (due to lack of nesting) relatively far from the “standard” situation in the FeSC where strong $(\pi, 0)$ magnetic fluctuations dominate the excitation spectrum. Of course, it is possible that some ingredients, e.g. phonons, have been left out of these approaches, and may be essential to achieve a quantitative description.

C. Alternative pairing theories

1. Orbital fluctuations

There are many theoretical approaches in addition to the weak-coupling spin fluctuation exchange approach described in Sec. VA, of which I treat only two here, because they have received the most attention, and (apparently) involve the inclusion of different physics. If one looks at Eq. 6, one sees that instabilities are in principle possible both in the spin χ_1 and charge χ_0 channel. Most of the community has noted the proximity of long range magnetism to superconductivity, as well as the strong magnetic fluctuations observed in NMR and inelastic neutron scattering, and concluded that spin fluctuations dominate the pairing in most FeSC. From a theoretical standpoint, if one takes Eq. 4 with local interactions U, J, U', J' as representing the essential physics, one can easily show for realistic models that for sensible values of these parameters χ_1 is singular and dominates over χ_0 .

The importance of orbital degrees of freedom was noted by several authors in the context of orbital ordering in the Fe d states at the orthorhombic transition, usually in the context of localized models^{115–118}. In itinerant models, orbital order usually requires concomitant spin stripe order or sufficiently strong fluctuations. The competition between theoretical models of “spin fluctuations” and “orbital fluctuations” is sometimes discussed as if it were an either-or situation, but in fact all models used contain both types of fluctuations. The RPA treatment of Sec. V yields the “fluctuation exchange” expression (4) for the effective interaction, which manifestly contains the enhanced contribution of the charge/orbital fluctuations ($\sim \chi_0$), although it is sometimes referred to as “spin fluctuation pairing theory”. The point is that for physical values of the *bare* interactions U, J, U', J' , the spin fluctuation terms ($\sim \chi_1$) are much larger since one is close to a magnetic instability. It is easy to check¹⁰ that if one artificially makes $U' > U$ in (4), the singularity in the charge, or orbital channel, can be favored as well. Ab initio calculations⁹⁴ show, however, that $\bar{U} \gg \bar{U}'$, as one would expect on fundamental quantum mechanical grounds. Pairing by orbital fluctuations, as proposed by Kontani and co-workers^{54,108,119–121}, therefore focussed initially on finding ways of enhancing the effective interorbital Coulomb interaction. They showed that in the event such an enhancement occurred, the ground state of

such a system would be of the s_{++} type, since the effective interaction due to orbital fluctuations is attractive.

Initially, Kontani and Onari¹¹⁹ focussed on the role of certain in-plane Fe phonons that can in principle enhance the interorbital scattering processes such that they dominate the spin fluctuation part of the interaction (the effect of a different phonon was discussed by Yanagi¹²²). The electron-phonon coupling to these phonons was included in an RPA-type calculation¹¹⁹, suggesting that phonon-mediated enhancement of orbital interactions to drive s_{++} pairing was feasible. However a full first principles calculation of the same vertex by Nomura et al.¹²³ found that this effect was much too weak to overcome the dominant spin fluctuation interaction.

More recently, the enhancement of the orbital fluctuation interaction has been sought in extensions of the electronic model to include additional vertex corrections beyond the RPA in the calculation of the Cooper vertex^{108,124}, in particular Aslamasov-Larkin type diagrams. More accurate results are claimed, but the physical meaning of these additional processes is not transparent. Thus, to which extent this proposed orbital-fluctuation mechanism is at work in real materials remains open. As discussed in Sec. IIIB, there is some evidence in FeSC for sign-changing order parameter behavior, but it is still weak and not all tests can be performed in all materials. For many of these tests, which have “natural” explanations in the context of spin fluctuation pairing, there are alternative explanations. In many cases, claims of weak impurity pairbreaking¹²⁵ (see however Sec.IX), the damped inelastic neutron scattering resonance observed in most FeSC⁵⁴, and a simple explanation¹²⁰ of the Lee plot (maximum of T_c within family at tetrahedral Fe-As angle¹²⁶) keep interest in the orbital fluctuation pairing idea alive, or at least muddy the waters.

It is of course possible that, due to varying interactions strengths, orbital fluctuations dominate in some of the FeSC and spin fluctuation in the others. Particularly in systems like bulk FeSe (Sec. VIB1), it is not clear that spin fluctuations are strong enough to dominate pairing. Recent papers from the Kontani group indeed appear to emphasize that the properties of many FeSC, particularly the formation of nodal structures in superconducting gaps, depend on the interplay of both types of fluctuations^{127,128}.

2. “Strong coupling” theories

Interactions in the FeSC are not in the weak coupling limit; even the systems showing perhaps the weakest electronic correlations, like LaFePO, manifest renormalization of the low-energy dispersions of factors of 1.5-2 relative to DFT, while other reported mass renormalizations are somewhat higher, and there are significant band shifts as well. Nevertheless FeSC are clearly also not Mott insulators, so a lively debate has existed almost since the beginning of the field about which starting point is the most likely to capture the essential physical aspects of these systems. While most of this discussion has played out in the arena of the normal state, together with the related debate regarding the degree of itinerancy appropriate for models of the magnetism, the debate has also spilled over into the neighboring stage where the origin of superconductivity is discussed. I do not focus on issues of correlation strength, magnetism, nematicity, or Mott selectivity, although I will touch on them elsewhere in the text, and in the conclusions. These topics are all reviewed in up-to-date accompanying articles by Bascones et al.⁵³, v. Roekeghem et al.¹²⁹, and Böhmer and Meingast¹³⁰.

The so-called “strong-coupling” approach to pairing, based on the $J_1 - J_2$ generalized Heisenberg model for the magnetism in these systems^{116,131,132} begins from the premise that that magnetism is nearly localized. Since the FeSC are metals, one might ask whether or not a localized description is ruled out a priori, but in fact magnetic excitations in metals are reasonably well described by DFT, which for the FeSC gives a characteristic energy range for the magnetic interactions of order 100 meV or larger decaying in space as a power law, such that the moments are indeed quite localized. However actual band structure calculations^{77,133,134} also show that the magnetic excitations in the FeSC cannot be mapped onto those of a generalized ($J_1 - J_2 - J_3...$) Heisenberg Hamiltonian of any range. They can be mapped onto a Heisenberg Hamiltonian with biquadratic exchange¹³⁴, or possibly to a more complicated Hamiltonian (such as ring exchange), but not onto a pure Heisenberg model. The biquadratic exchange eliminates the need for the unphysical in-plane $J_{1a,b}$ anisotropy of the nearest neighbor exchange which had been used to fit magnon excitations in FeSC parent compounds¹³⁵.

The strong-coupling approach¹³⁶ assumes $H = H_0 + H_{int}$, where H_0 is a multiband tight-binding model, and $H_{int} = \sum_{ij} J_{ij} \mathbf{S}_i \cdot \mathbf{S}_j$, where typically only J_1, J_2, J_3 (1st-3rd neighbors) are kept, although recently the effect of the biquadratic term $\sum_{ij} K_{ij} (\mathbf{S}_i \cdot \mathbf{S}_j)^2$ has also been considered¹³⁷. Such models are of course reminiscent of the $t - J - J'$ model used in the cuprates, but since (for the common pnictides and chalcogenide-based systems with near 6 electrons/Fe) there is no proximity to a Mott insulator, there is no corresponding strong coupling limit of a Hamiltonian with local Coulomb interactions. Also unlike the $t - J$ or $t - J - J'$ models, there is no justification to project the kinetic energy onto a reduced Hilbert space, and this is generally not done (when it is done, of course it makes little difference). There are related models, equally *ad hoc*, where U and $J_{1,2}$ terms are treated as being independent before the mean field decoupling^{138,139}.

The interaction is then decoupled in the pairing channel in mean field theory, such that the nearest neighbor

exchange J_1 induces competing $\cos k_x + \cos k_y$ and $\cos k_x - \cos k_y$ (s - and $d_{x^2-y^2}$ -wave) pairing harmonics, while the next nearest neighbor exchange leads to $\cos k_x \cos k_y$ and $\sin k_x \sin k_y$ (s - and d_{xy} -wave). General phase diagrams for 2- and 5-orbital band models were worked out in Ref. 140, who found that with $J_2 \gtrsim J_1$, $\cos k_x \cos k_y$ was the leading instability, leading to a nodeless s_{\pm} state, but that d -wave was a close competitor. The results of this approach initially showed an intriguing set of circumstantial agreement with the predictions of itinerant weak-coupling models, despite the lack of any fundamental connection between the two approaches. Indeed, the pairing symmetry in any weak-coupling spin-fluctuation model is primarily determined by optimizing the structure of the spin fluctuations to the given Fermi surface. The Fermi surfaces are the same or similar in the two approaches, and Wang *et al.*¹⁴¹ have shown that the low energy spin and charge excitations in the fRG treatment of the 5-orbital model (4) overlap very well with those of the $t - J_1 - J_2$ model as well. Since both are rather similar in the two approaches, not surprisingly, the main results seem to agree.

Despite these successes, I believe these approaches are less reliable, for the following reasons:

- they unphysically separate the itinerant electrons and the local moments, as if the latter were coming from a separate atomic species. Of course the moments are formed by exactly the same Fe d -electrons that form the band structure, which also mediate the magnetic interaction mapped onto the $J_1 - J_2$ Heisenberg Hamiltonian.
- actual band structure calculations^{77,133,134} can never be mapped onto a Heisenberg Hamiltonian of any range. In some cases mapping onto a Heisenberg Hamiltonian with biquadratic exchange is possible, but in others even such mappings lead to large deviations from DFT (see, e.g. Ref. 142).
- by including low-order Brillouin zone harmonics, “strong-coupling” models specify the shape of the spin-fluctuation induced interaction; therefore, the resulting solution to the gap equation specifies the structure of the gap nodes in momentum space, so that the amplitude, anisotropy and possible nodes on actual FSs depends only on the proximity of these FSs to the nodal lines in the Brillouin zone. This result is quite different from the weak coupling calculations and is likely unphysical. Another consequence of the low-order harmonics is that it is impossible for such theory to capture the “antiphase” s -wave states that are close competitors in some systems such as LiFeAs, which in spin fluctuation theory arise due to small- q repulsive interactions. As discussed in Sec. VB, these involve sign changes among gaps on Fermi surfaces that are in close proximity in \mathbf{k} space, and it seems unlikely that the low-order harmonics will ever vary fast enough to drive this effect. In a similar vein, antiphase d -wave states (opposite sign d -wave order parameters on two Γ -centered hole pockets, for example) which should be the ground state in a strongly overdoped system, are hard to understand in the strong coupling picture.

The partial agreement between fRG, RPA, FLEX and the $t - J_1 - J_2$ (+ more recent approaches including biquadratic couplings) results is nevertheless an interesting open question that deserves further study, but is certainly related to the fact that the spin excitations in all these models are peaked at roughly similar momenta. Essentially this question maps onto the larger question of understanding when band structure calculations, including those incorporating correlations in various schemes, capture correctly the observed spin excitations in experiment, and deciding whether these excitations can ever be properly described by an effective localized model⁵³.

VI. PAIRING AT THE EXTREMES

A. s vs. d

1. Proximity in spin fluctuation theory

As discussed above, the “standard model” arising from elementary considerations on pairing by repulsive interactions suggests an s_{\pm} pair state in systems with hole and electron pockets separated by wavevector $(\pi, 0)$. Nevertheless, there are competing pairing interactions and other effects that lead to anisotropy in the s_{\pm} function, including orbital weights on the Fermi surface, the frustrating effect of (π, π) pair scattering processes between electron pockets, and intraband Coulomb interactions^{58,143}. Obviously the electronic structure, and how it changes with doping, will be the primary factor influencing the relative weights of these various effects. Kuroki *et al.*, for example, famously noticed that the pnictogen height controlled a d_{xy} band near the Fermi level, whose existence bolstered the $(\pi, 0)$ interactions and therefore made the superconducting gap more isotropic¹⁴⁴. However in cases of extreme overdoping, one type of pocket must disappear, electron or hole, leaving one with a situation where the usual $(\pi, 0)$ pair scattering is strongly suppressed or absent. In the strongly electron overdoped case, (π, π) scattering will be most prominent, favoring

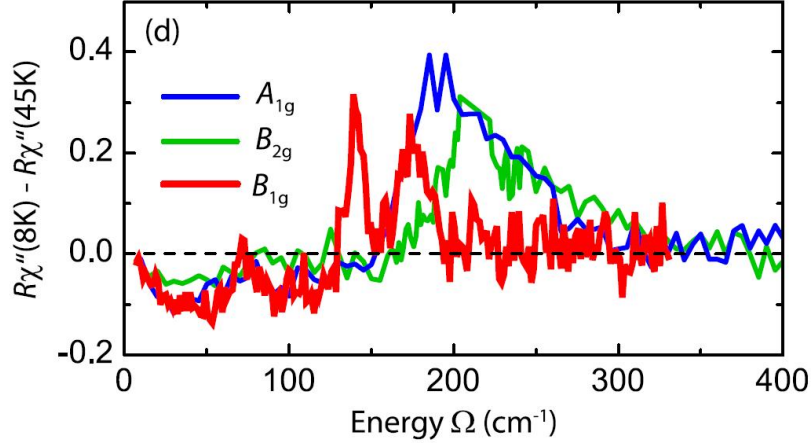


FIG. 4. (Color online.) Difference between superconducting and normal-state Raman spectra on $\text{Ba}_{0.6}\text{K}_{0.4}\text{Fe}_2\text{As}_2$ in three different Raman polarization channels. From Ref. [154](#).

d -wave pairing^{[145,146](#)} (Fig. [1\(e\)](#)). In the overdoped hole-pocket case, the leading pairing instability is not intuitively clear from such arguments.

In fact, the d -wave pair channel was recognized early on as being a strong competitor for the s_{\pm} state^{[12,13](#)}. Graser et al.^{[13](#)}, using a multiband RPA calculation of the spin fluctuation pairing vertex, even found that the d -wave pairing interaction dominated the s -wave for smaller values of the local Coulomb repulsion U in the case of a band suitable for 1111 systems near 6 electrons/unit cell. Maiti et al.^{[14](#)} then mapped the model of Graser et al. onto a conceptually simpler one with low-order Fermi surface angular harmonics, and showed how the amplitudes of these harmonics evolved with doping for the 1111 band structure. They concluded that the form of the interaction in the highly overdoped case was consistent with a strong tendency towards d -wave pairing in both the hole- and electron-doped extremes.

Interest in the competition between s and d states grew with measurements on the low- T_c highly hole-doped superconductor KFe_2As_2 . Some experiments, in particular thermal transport, were interpreted in favor of d -wave superconductivity^{[147](#)}, and early functional renormalization group treatments of this system also predicted d -wave^{[148](#)}. Such a picture was also consistent with other experiments clearly indicating the existing of gap nodes^{[149](#)}. However, such bulk experiments lack the resolution to determine easily the position of these nodes, and shortly thereafter ARPES measurements, in principle a more direct measurement of the gap, reported an s wave gap with four symmetrically placed pairs of nodes on the intermediate hole band^{[150](#)}. While there are no obvious problems with the ARPES identification, reconciling the gap determined in this way with thermodynamics has proven difficult^{[151](#)}, and this system remains controversial. From the theoretical standpoint, a state with nodes of this type has been obtained phenomenologically in Ref. [152](#), and was recently proposed to arise “naturally” from a non-standard representation of s_{\pm} states as “orbital triplet” structures^{[153](#)}.

Perhaps even more interesting is the question of how, if the stoichiometric system KFe_2As_2 is d -wave, it makes a transition when doped with Ba to the optimally doped $\text{Ba}_{1-x}\text{K}_x\text{Fe}_2\text{As}_2$ with $x \sim 0.4$, which is generally agreed to be fully gapped s_{\pm} . This question is discussed in Sec. [VII](#).

2. Nematic order and superconductivity

In some of the situations where s - and d -wave interactions compete in the FeSC, electronic nematic order or fluctuations are also present. For the most part I have ignored the controversial and fascinating issues of nematicity in this article, primarily because excellent reasonably up-to-date reviews exist^{[130,155,156](#)}. The issues covered there are mostly related to the origin of nematicity; here I focus on a side question, namely the interplay between nematic and superconducting degrees of freedom. Ultimately it is probable that the same electronic states contribute to both superconductivity and nematic interactions, but one may separate the two effects phenomenologically and ask how symmetry determines their interplay near T_c when s - and d -wave interactions compete. This was the approach adopted by Fernandes and Millis^{[157](#)}, who studied a Ginzburg-Landau free energy $F = F_{nem}(\phi^2) + F_{SC}(\Delta_s, \Delta_d, \theta) + F_{SC-nem}$,

with the well-known $s-d$ part with competing s - and d -wave orders

$$F_{SC} = \frac{t_s}{2}\Delta_s^2 + \frac{t_d}{2}\Delta_d^2 + \frac{\beta_s}{4}\Delta_s^4 + \frac{\beta_d}{4}\Delta_d^4 + \frac{1}{2}\Delta_s^2\Delta_d^2(\beta_{sd} + \alpha \cos 2\theta), \quad (10)$$

as well as a nematic part F_{nem} , and a trilinear coupling between the two, $F_{sc-nem} \propto \phi\Delta_s\Delta_d \cos \theta$. Here ϕ is the nematic order parameter, and θ is the relative phase of the s - and d - components.

Taken by itself, the $s-d$ SC free energy is well known to have minima for pure s , pure d , and \mathcal{T} -breaking $s+id$ mixtures (see Sec. VII), depending on coefficients, so one obtains the usual $s-d$ phase diagram in the case of weak nematic order (Sec. VII). In the case where nematic order forms at high T , as in many of the Fe pnictides, the SC transition takes place in the presence of C_4 symmetry breaking and a robust expectation value of the nematic field ϕ_0 . In this case the ground state is a real mixture $s+d$, i.e. $\Delta_{\mathbf{k}} = \Delta_s f_s(\mathbf{k}) + \Delta_d f_d(\mathbf{k})$, with $f_{s,d}$ real harmonics of s, d symmetry, and $\Delta_{s,d}$ real coefficients. Clearly C_4 symmetry is broken simply because it is broken already before the SC condenses out of the normal state. A qualitatively different situation is found in a fluctuating nematic phase, where $F_{nem} = \frac{1}{2}\chi_{nem}^{-1}\phi^2$ accounts for the independent dynamics of the nematic field. This now provides a nontrivial renormalization of the coupling coefficients β_{sd} and α , leading to two new possibilities, a $s+d$ state forming in the competition region between pure s and d phases, a *spontaneous* C_4 symmetry-breaking in the sense that it condenses at high T from a tetragonal phase. When the nematic fluctuations become sufficiently strong, this phase disappears and is replaced by a 1st-order transition between s - and d -phases. Thus the observation of properties (specific heat, elastic coefficients) of a nematic system like BaFe_2As_2 or NaFeAs as a function of doping as d -correlations grow in strength can provide information on the trilinear coupling between nematic and SC fields. Similar results were obtained in microscopic weak coupling theory by Livanas et al.¹⁵⁸.

Kang et al.¹⁵⁹ considered how $s+d$ states could be created and controlled starting from a tetragonal system by applying uniaxial strain. Starting with a model where strain coupled via an orbital ordering $\Delta_{oo}(n_{i,yz} - n_{i,yz})$, they showed how strain mixed a d -wave order parameter into a starting s -wave ground state. In principle, if the unstrained s -state was fully gapped, it is difficult to say if one could apply enough strain to create nodes by mixing in a d amplitude comparable to s . If one starts with a nodal s -state, however, addition of a small amount of d via strain suffices to move the nodes around the Fermi surface, either separating or coming together in pairs. Nodes can also be created or annihilated in pairs as well. They argued that one could in principle observe this process via the anisotropic current response of the system.

3. Detection: Bardasis-Schrieffer mode

A recent experimental development of great interest has been the possible observation of a Bardasis-Schrieffer (BS) particle-particle exciton in several FeSC. This collective mode of the s -wave condensate in the presence of a d -wave subdominant pair interaction was predicted by Bardasis and Schrieffer in 1961¹⁶⁰. The frequency of the collective mode at $q \rightarrow 0$ frequency depends on the difference between the inverses of the two pairing interaction components, and is found below the pair-breaking edge of the condensed s -wave system. This mode was never observed in conventional superconductors, but may be present in FeSC due to the aforementioned near-degeneracy of the s and d channels. Devereaux and Scalapino¹⁶¹ proposed that Raman scattering would be a clear way to observe the mode, and provided a simple calculation of its frequency in the case of an s_{\pm} state. Recently, BS mode-like features were identified in $\text{Ba}_{1-x}\text{K}_x\text{Fe}_2\text{As}_2$ ^{154,162} and $\text{NaFe}_{1-x}\text{Co}_x\text{As}$,¹⁶³ in Raman scattering (Fig. 4). The exact identification of these features with a BS mode is hindered by the fact that these systems possess multiple gaps and the exact nature of possible collective modes and their evolution across a typical doping phase diagram is not clearly known. Collective modes in the particle-hole channel can also arise and need to be separated from the particle-particle excitons¹⁶⁴. Nevertheless, these discoveries raise the prospect of systematic studies of the interaction strengths and collective modes in different channels in FeSC for the first time.

B. Missing hole pockets

1. Background: bulk FeSe

As I prepare to discuss three electron doped systems without hole pockets, all based on layers of FeSe, it is perhaps useful to review briefly what is known about superconductivity of the bulk compound. FeSe is structurally rather simple, displaying a tetragonal to orthorhombic structural phase transition at $T_s \sim 90$ K, entering a low- T phase exhibiting strong electronic anisotropy, but without SDW order. It makes a transition to a superconducting state only below a T_c of about 9K. Early scanning tunneling microscopy (STM) studies of thick FeSe films on SiC or bilayer

graphene substrates found highly elongated vortices and impurity states, and also measured a nodal superconducting gap⁶⁰. Until recently, similar experiments on crystals were hindered by sample quality, but these problems were overcome by T. Wolf and collaborators, who fabricated very clean samples, appropriate to study the details of the low-energy properties¹⁶⁵, using cold vapor deposition. This discovery led to a small renaissance of studies on this hitherto neglected material, and it has now become one of the most intensively investigated FeSC.

Central to the mystery of FeSe is the existence of strong nematic tendencies in the absence of obvious magnetism, leading to suggestions that nematicity in this system is driven by orbital order, unlike other FeSC. Recent ^{77}Se NMR measurements have reported a splitting of the NMR line shape beginning at T_s , with an order parameter-like T dependence below T_s .^{166,167} Unlike the well-documented case of BaFe_2As_2 , at high T , the spin-lattice relaxation rate is found to be unaffected by the structural transition, and the upturn at low T signaling the onset of a strongly spin-fluctuating state appears only close to the superconducting T_c .^{166–168} The naive interpretation of these experiments is that nematic order is driven by orbital fluctuations in FeSe, but despite the apparent weakness of local spin fluctuations near T_s , the spin-nematic picture may still apply. Several proposals, including strongly frustrated long-range magnetic order due to competing magnetic ground states¹⁴², quantum paramagnetic fluctuations of large Fe spins¹⁶⁹, competition with charge-current density waves¹⁷⁰, or quadrupolar spin order¹⁷¹ have been discussed at this writing. Recently, the first inelastic neutron scattering measurements on these samples appeared, showing robust low-energy $(\pi, 0)$ fluctuations very similar to the Fe pnictides persisting up to T_s , thus deepening the mystery of why the system does not magnetize, and why NMR is apparently not sensitive to the spin fluctuations at higher T . I do not discuss these fascinating questions further here, as they are covered in more detail in the accompanying review by Böhmer and Meingast¹³⁰.

Other remarkable properties of bulk FeSe include the significant enhancement of the superconducting critical temperature T_c under pressure,¹⁷² as well as the extremely small size of the Fermi surface pockets measured at low T .^{173–175} leading to suggestions of BEC-BCS condensation in these systems where the band extrema E_F are of order the gap Δ . These large and T -dependent renormalizations of the Fermi surface needed as an input to pairing calculations have slowed theoretical understanding of the superconducting state and its properties. Although there are still some disagreements among ARPES measurements on the new crystals^{176–182}, general aspects of recent studies include a Fermi surface (FS) above T_s consisting of two small hole pockets of primarily d_{xz}/d_{yz} character around the $\Gamma - Z$ line. The hole bands are split there above T_s by a spin-orbit coupling (SO) of order $\lambda_{\text{Fe}} \simeq 20$ meV, but below T_s this evolves into a single hole surface¹⁷⁹. ARPES also finds an electron pocket at the M point of mainly d_{xz}/d_{yz} character. Here the d_{xz}/d_{yz} degeneracy is lifted by ~ 50 meV at low T , taken by several authors to indicate strong orbital order in FeSe. As mentioned above, these results are very different from those obtained from DFT calculations.^{90,177} For example, ARPES finds that the electronic bands in FeSe are renormalized compared to DFT calculations by a factor of ~ 3 for the d_{xz}/d_{yz} bands and ~ 9 for the d_{xy} band, and hole and electron pockets are shifted such that pockets are much smaller than calculated by DFT^{177,179}. Quantum oscillations (QO) at low T are consistent with the ARPES data in observing small, mostly 2D pockets, even though the amount of dispersion along k_z is still disputed.^{179,183} Recently it was suggested that the splittings at the high symmetry points were not consistent with a simple momentum independent ferro orbital ordering¹⁸², but were in fact of opposite signs at the Γ and M points, leading to suggestions of bond-centered (sometimes referred to as d -wave since the d_{xz}/d_{yz} splitting has opposite signs at M and \bar{M}).

Recently, Mukherjee et al.⁶² proposed circumventing the theoretical issues associated with the band structure by considering the pairing problem using a tight binding model with site energies and hoppings renormalized with respect to DFT so as to reproduce the ARPES and QO data. They showed that adding phenomenological orbital ordering terms to the Hamiltonian allowed one to do so at both low and high T , and used the model to calculate NMR properties in excellent agreement with experiment. They then took the tight-binding model and showed that it led via the conventional RPA spin-fluctuation pairing approach to an anisotropic s_{\pm} superconducting gap on the (strongly nematic) low T Fermi surface with nodes on the d_{xz}/d_{yz} electron bands, giving a penetration depth and V-shaped STM spectrum quite similar to experiment. The nodes found were quite weak (shallow gap extrema), consistent with a recent experiment on FeSe twin boundaries where the nodes were shown to be easily lifted¹⁸⁴. Recently, this approach was also shown to account well for inelastic neutron scattering data on FeSe¹⁸⁵.

2. Alkali-intercalated FeSe

The standard model for s_{\pm} pairing in Fe-based systems discussed above assumes the existence of a hole pocket and an electron pocket separated in the Brillouin zone by large \mathbf{q} , as indeed found in most of the FeSC systems, including bulk FeSe. Within this picture, repulsive interband Coulomb interactions yield a peak at this wavevector in the magnetic susceptibility, which in turn plays the essential role in a spin-fluctuation exchange pairing interaction. The system can lower its energy however only if the superconducting order parameter changes sign between the two Fermi

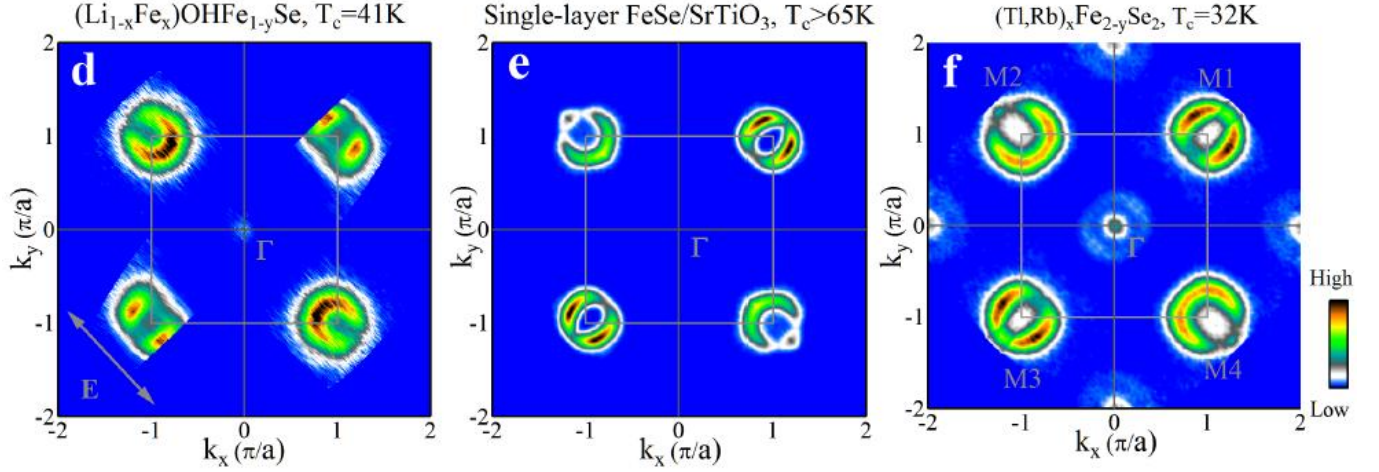


FIG. 5. (Color online.) Fermi surfaces of a) $(\text{Li}_{0.8}\text{Fe}_{0.2})\text{OH FeSe}$; b) FeSe monolayer on STO ; c) $(\text{Tl,Rb})\text{Fe}_2\text{Se}_2$ measured by ARPES. Note the apparent weight of the Γ -centered hole band in (c) is due to a broad band whose centroid disperses below the Fermi surface. From Ref. 186.

surface sheets^{187?}. The early expectation that all FeSC could be described by this single paradigm was gradually eroded by the discovery of several Fe chalcogenide systems which are missing the characteristic Γ -centered Fermi surface holelike pockets altogether. It was immediately suggested that a new mechanism of pairing must be at work, or at least a new symmetry or structure of the order parameter must result.

The discussion of a new paradigm for pairing in the FeSC began in 2011 with the discovery of relatively high-temperature superconductivity ($T_c \gtrsim 40\text{K}$) in the alkali-intercalated FeSe materials¹⁸⁸, which nominally correspond to the chemical formula AFe_2Se_2 , with $\text{A}=\text{K,Rb,Cs}$. As of this writing, the superconducting samples of all materials are available only in mixed-phase form and have relatively low superconducting volume fractions; thus the exact composition of the superconducting materials are unknown. They nevertheless excited considerable interest due to their proximity to unusual high-moment block antiferromagnetic phases, and because ARPES¹⁸⁹ measurements on KFe_2Se_2 reported that there were no Γ -centered hole pockets at the Fermi level (although a small electron pocket is found near the Z point near the top of the Brillouin zone); at Γ the hole band maximum is ~ 50 meV below the Fermi surface. An example of one of the ARPES-determined Fermi surfaces of these materials is shown in Fig. 5c). Note that there is some spectral weight at the center of the zone, but that the centroid of the band is well beneath the Fermi level.

Several groups pointed out that despite the missing hole pockets, repulsive interactions at the Fermi level remained among the electron Fermi surface pockets, and could lead to d -wave pairing with significant critical temperatures^{146,190}. In addition, the expected hybridization of the two electron bands in the proper 122 body centered tetragonal crystal symmetry leads to 2 hybridized electron Fermi surface pockets at the M point in the 2-Fe Brillouin zone, with concomitant strong interactions between them. Mazin^{5,191} suggested that these interactions could lead to a new type of s -wave state (“bonding-antibonding s -wave”) with sign change between inner and outer hybridized electron pockets. Such a state was not found to be competitive with the d -wave state in such a situation due to the weak hybridization in calculations based on the DFT bandstructure for KFe_2Se_2 ¹⁹², but the bonding-antibonding s -wave remains an interesting candidate in part because this system is apparently intrinsically inhomogeneous and its exact electronic structure is unknown.

As mentioned briefly above, inelastic neutron scattering measurements¹⁹³ agree rather well with the wave vector $\sim (\pi, \pi/2)$ for the inelastic neutron resonance predicted in Ref. 146, which corresponds e.g. to the nesting of the internal sides of the electron pockets at $(\pi, 0)$ and $(0, \pi)$ in the 1-Fe zone. On the other hand, the d -wave state found here appears to disagree with the absence of nodes on the small Z -centered pocket reported by ARPES¹⁹⁴. Pandey et al.¹⁹⁵ argued that the bonding-antibonding s wave state would in fact support a resonance at roughly the wave vector observed in experiment. While this is natural in 2D, since the bonding-antibonding state is essentially a folded d -wave state stabilized by hybridization, it is less obvious in 3D, and again requires significant hybridization that is not present, at least in DFT.

The uncertainties associated with this system, including the materials issues, have left the question open. Recently, yet another solution was proposed by Nica et al¹⁹⁶ as a way of reconciling neutron and ARPES experiments, by essentially incorporating both s and d -wave symmetry into different orbital channels, so that different symmetry

channels effectively dominated different Fermi surface sheets. The resulting mixed state was shown to be stable within a $t - J_1 - J_2$ mean field calculation over some range of parameters.

3. FeSe monolayers

The same states discussed in the alkali intercalates of FeSe have arisen in discussions of FeSe monolayers grown epitaxially on strontium titanate, STO¹⁹⁷. Of course the spectacular aspect of these films is their high T_c , as much as 70K in ARPES measurements¹⁹⁸, and 110K in *in situ* transport measurements¹⁹⁹. Fig. 6 (a) shows the epitaxial structure of the film used originally to obtain a transport T_c four times higher than bulk FeSe (8K), (b) the subsequent ARPES gap closing temperature of 65K measured on similar samples, and (c) the more recent $T_c > 100$ K transport measurement showing an abrupt loss of resistivity. The very abruptness of the drop at T_c in the last case is an important hint, since a true 2D system would be expected to show the thermal broadening at a Kosterlitz-Thouless transition. In their annealed state, the STO films are conducting, and it is suspected that the high temperature 3D current distribution becomes abruptly 2D as the SC transition is passed. This is one of many indications that the STO substrate is playing a crucial role. Others include the fact that FeSe on other substrates (graphene, for example) produce superconductivity very similar to the bulk⁶⁰, and the remarkable observation that, while a one layer FeSe/STO system is a high- T_c superconductor, a 2-layer FeSe/STO system is not a superconductor at all^{197,200}.

The ARPES measurements have carefully studied how the high- T_c superconducting state evolves out of the as-grown sample, and how the requisite Fermi surface evolves with it. At the beginning of the annealing process, the central hole band imaged by ARPES is at the Fermi level, but by the end it has moved 80 meV below, and the electron pockets have enlarged. It is believed that this effective doping arises mostly from O vacancies in the STO²⁰¹, since Se vacancies in the film itself appear unlikely²⁰². The Fermi surface has only (apparently unhybridized²⁰³) electron pockets at the M points (Fig. 5(c)). Note that the Fermi surface obtained by standard DFT calculations is found to be incorrect, even if the system is electron doped “by hand” using rigid band shift or virtual crystal methods, and even accounting for the strained lattice constant imposed by the STO. So a pressing challenge is how to understand the origin of the electronic structure in this case, presumably by incorporating O defects in a proper way including disorder effects and/or by properly including correlations.

An important clue to the physics of these systems, and the influence of the substrate, was recently presented by new ARPES measurements²⁰³, which showed the existence of “replica bands” (nearly exact “shadow” copies of bands both at Γ and M shifted downward in energy by ~ 100 meV). These experiments indicate the presence of a large electron-phonon interaction, probably originating from the substrate²⁰³. It has recently been argued in addition that the electron-phonon interaction must be quite strongly peaked near momentum transfer $q=0$ to explain this observation²⁰⁴.

Both STM and ARPES agree that the monolayer system has a full superconducting gap, of order 20 meV. It is intriguing that STM reports two coherence-like peaks in the spectrum, although the hole band is presumed not to participate in superconductivity, and the two electron pockets at M in ARPES show no evidence of hybridization²⁰³. It has been suggested that the two scales might indicate some substantial anisotropy (but no nodes) on the electron pockets, but, at least within BCS theory, the gap minimum does not lead to a singularity in the DOS. For this and other reasons, if one considers only the band structure at the Fermi surface, high- T_c and the form of the SC gap are puzzling. Despite the apparent role of phonons in the electronic structure, electron-phonon interactions in the FeSe are unlikely to be strong enough to explain a T_c of 70K or above²⁰⁵ (a calculation that disagrees, and finds a much higher T_c^{ph} than others under some rather generous assumptions is Ref. 206).

Thus a “plain” s -wave from attractive interactions alone seems improbable, even if soft STO phonons play a role^{203,207}. The forward scattering character of the relevant phonon processes²⁰⁴ then implies that phonons cannot contribute to the interband interaction. Taken by itself, however, the interband spin fluctuation interaction should lead to nodeless d -wave (since $\chi(\mathbf{q}, \omega)$ will be roughly peaked at the momentum connecting the electron pockets), similar to the arguments given for alkali-intercalates^{146,190}. On the other hand, there is some evidence that the system does not have a sign-changing gap. In STM measurements by Fan et al.²⁰⁸ T_c and the gap were reported to be suppressed only by magnetic impurities, as one might indeed expect from a “plain” s -wave SC. These arguments, if correct, would also rule out states of the “bonding-antibonding s -wave” type⁵.

A final possibility is the “incipient s_{\pm} ” state, which naively seems disfavored by energetic arguments. Recently Bang²⁰⁹ and Chen et al.²¹⁰ revisited these arguments and found that in the presence of preexisting Fermi surface superconductivity (e.g. a phonon attraction in the electron pockets of the monolayer) this state was quite strongly favored. D.H. Lee and co-workers have elaborated on a scenario^{203,207,213} for high- T_c in FeSe monolayers in which STO phonons assist spin fluctuations, but the origin of the spin fluctuations near $(\pi, 0)$ was never clear due to the incipient hole pockets. With the current picture of Chen et al.²¹⁰ this now becomes a clear candidate, along with

the d -wave. The bonding-antibonding s -wave state is also a possibility, but ARPES sees no hybridization of the two electron pockets that would stabilize this state²⁰³. Some details of these arguments are reviewed in Sec. VIC.

Of course, one still needs to understand the objections of Ref. 208 regarding the effect of impurities. All the above candidates involving spin fluctuations at either $(\pi, 0)$ or (π, π) exhibit a sign change. It may be, however, that the expected pairbreaking effects in a sign-changing incipient s -wave states are weaker because impurity scattering is elastic²¹⁰.

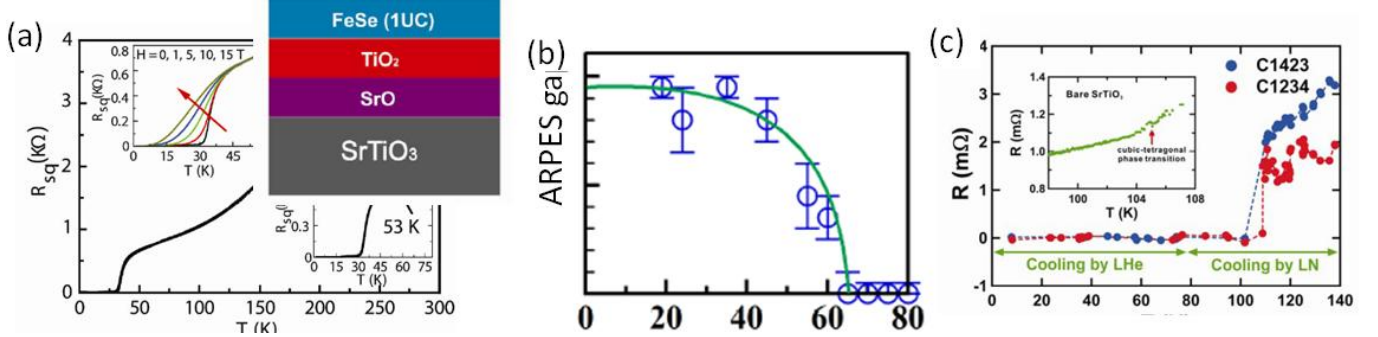


FIG. 6. (Color online.) (a) Resistivity of monolayer FeSe films on STO¹⁹⁷; (b) Spectral gap measured by ARPES on such films. From Ref.198; (c) Resistivity of newer films of FeSe/STO¹⁹⁹.

4. Other FeSe intercalates

Speculation on the origin of the higher T_c in the alkali-intercalated FeSe centered on the intriguing possibility that enhancing the FeSe layer spacing improves the two-dimensionality of the band structure and therefore might enhance Fermi surface nesting. To explore this effect, organic molecular complexes, including alkali atoms, were successfully intercalated between the FeSe layers^{214–220}. The extremely air-sensitive powders synthesized had transition temperatures up to 46 K. Until recently, the most intensively studied materials intercalated ammonia, e.g. $\text{Li}_{0.56}(\text{NH}_2)_{0.53}(\text{NH}_3)_{1.19}\text{Fe}_2\text{Se}_2$ with $T_c = 39$ K²¹⁵ with $\text{Li}_{0.6}(\text{NH}_2)_{0.2}(\text{NH}_3)_{0.8}\text{Fe}_2\text{Se}_2$ with $T_c = 44$ K²¹⁴. Noji *et al.*²¹⁷ correlated data on a wide variety of FeSe intercalates and noted a strong correlation of T_c with inter-FeSe layer spacing, with a nearly linear increase between 5 to 9 Å, which then saturated between 9 to 12 Å. This tendency was attributed to a combination of doping and changes in nesting with increasing two-dimensionality by Guterding *et al.*²²¹.

While the ammoniated FeSe intercalates are fascinating, their air sensitivity prevented many important experimental probes and limited their utility. Recently the discovery of a new class of air-stable FeSe intercalates, lithium iron selenide hydroxides, was reported in Ref. 222. Remarkably $\text{Li}_{1-x}\text{Fe}_x(\text{OH})\text{Fe}_{1-y}\text{Se}$ has also been shown to have a Fermi surface without Γ -centered hole pockets.²²³ (Fig. 5 (a)). It was recently pointed out that another similarity of these systems with the FeSe/STO monolayers is a double coherence peak in STM²²⁴, with extremely large inferred gap- T_c ratios of order 8. In addition, these authors reported detailed QPI measurements consistent with two hybridized electron pockets, which they associated with the two gaps. The further observation of an in-gap impurity resonance at a native (Fe-centered) defect site suggests that the gap is sign changing. This is because the defect is either an Fe vacancy or possibly a chemical substituent on this site, presumably not magnetic. The SC order parameter therefore appears to have a bonding-antibonding s -wave structure. Further research on this system is certainly needed, and may indeed provide insight into the other systems shown in Fig. 5.

C. Incipient band pairing

The observation of high- T_c in systems with missing hole pockets has been a challenge to the established s_{\pm} paradigm, which naively requires (at least) two Fermi surface pockets separated by large \mathbf{q} . In their study of KFe_2Se_2 , Wang *et al.*¹⁹⁰ found however that pairing in an s_{\pm} channel, with gap sign change between a gap on the regular electron band at the Fermi surface and the incipient hole band ~ 80 meV below the Fermi level was surprisingly competitive with the expected¹⁴ d -wave state. This “incipient s_{\pm} ” state was treated as a candidate for pairing in these systems in Ref. 5, along with the (quasi-nodeless) d -wave state and the “bonding-antibonding” s -wave state that changed sign between two hybridized electron pockets taken in the 2-Fe zone. It did not receive a great deal of attention, however,

presumably because of the general prejudice that incipient bands (those that nearly cross the Fermi level) do not play a significant role in superconductivity.

Interest in pairing in incipient bands in Fe-based superconductors was revived by the experiments on FeSe/STO monolayers showing an absence of Γ -centered hole pockets²²⁵, and later by the observation by He et al²²⁶ of the persistence of the superconducting gap on one of the hole bands of LiFeAs as it sank below the Fermi level with electron doping by Co. The gap on this band was only weakly suppressed in this process, at least up to band extremum values of $E_g \sim 10$ meV (Fig. 8), and probably significantly further. Moreover, there was no indication of any abrupt change in either T_c or the gap on the incipient band through the Lifshitz transition, and the gap on the incipient band was the largest gap on the Fermi surface.

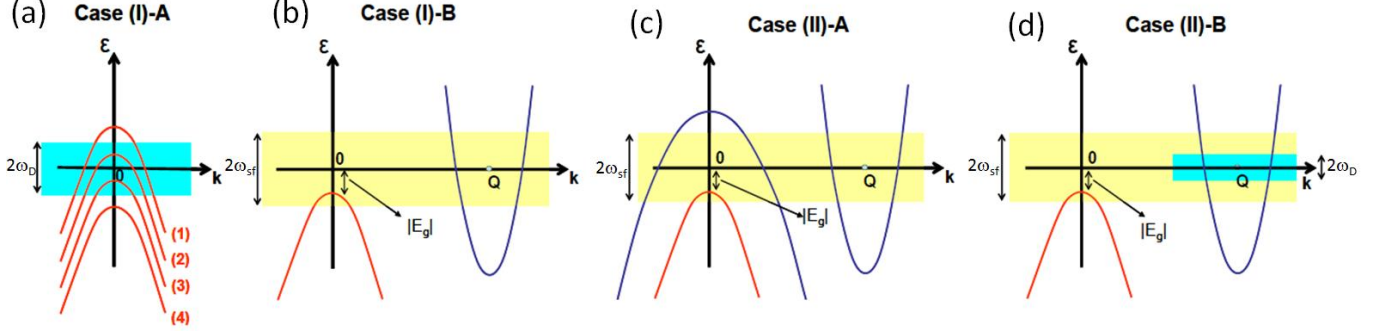


FIG. 7. ((Color online.) a) Case(I)-A: Four examples of a single hole band corresponding to (1) regular band (2) shallow band (3) incipient band (4) vegetable band depending on position of band maximum with respect to Fermi level and range of attractive energies between $\pm\omega_D$ (blue region). (b) Case (I)-B: Spin fluctuation driven pairing on incipient band (cut-off ω_{sf} -yellow region) SC. (c) Case (II)-A: SC is driven by spin fluctuations in the regular (blue) bands, and SC in the incipient band is induced by the same interaction. (d) Case(II)-B: SC driven by phonons in the regular (blue) band, and induced via spin fluctuations in the incipient band.

Bang had earlier pointed out that T_c could remain large in a situation where superconductivity was stabilized by an intraband attractive interaction²⁰⁹. In an attempt to explain the results in LiFeAs, Hu et al.²²⁷ calculated the effect of the incipient band using a 3-orbital model with next-nearest neighbor BCS pairing ansatz, and found that the qualitative aspects of the experiment could be understood, but only if the pairing interaction exceeded a critical value. Chen et al.²¹⁰ criticized this approach as a nongeneric formulation of the usual multiband problem, and argued that weak coupling – without a threshold interaction – was sufficient to explain the experiment. Within Eliashberg theory, Leong and Phillips²²⁸ studied a 5-band model for LiFeAs where the incipient band was coupled to the others only by Coulomb interactions, and other Coulomb interactions were neglected; using this approach, they showed that the energy dependence of the Coulomb interactions gave rise to a large gap on the incipient band. However, general conclusions were hard to draw due to the complexity of the model.

Here I follow the simple approach of Ref. 210 and consider (Fig. 7) several different situations with a minimal number of bands, showing how they differ qualitatively. The first, depicted in Fig. 7(a), is the well-known case of a single incipient band with band extremum E_g within the BCS cutoff energy ω_D , with gap equation

$$1 = -\frac{mV_{ph}}{2\pi} \left[\int_{-\omega_D}^{E_g} \frac{d\epsilon}{2E} \tanh \frac{E}{2T} \right], \quad (11)$$

where V_{ph} is a putative attractive interaction due to phonons. The single band case also has a critical value of E_g where SC disappears before the lower cutoff $-\omega_D$ is reached, given by

$$E_g^{\text{crit}} = -\omega_D e^{\frac{2}{v_{ph}}}, \quad (12)$$

with $v_{ph} = mV_{ph}/2\pi$. In fact, since the spacing between pairs in the 1-band case becomes larger than the Cooper pair radius at some point approaching the Lifshitz transition in case (I)A, one enters the BCS-BEC crossover regime in the low density limit. If this occurs, T_c should vanish at the Lifshitz point if the problem is treated properly^{211,212}.

Cases (I)B and (II)A are shown in Fig. 7(b,c) respectively, and can be discussed with a simple multiband model of the sort discussed in section IV:

$$\Delta_e = -V_{sf1}\Delta_{h1}L_{h1} - V_{sf2}\Delta_{h2}L_{h2}, \quad (13)$$

$$\Delta_{h1} = -2V_{sf1}\Delta_eL_e, \quad (14)$$

$$\Delta_{h2} = -2V_{sf2}\Delta_eL_e. \quad (15)$$

where

$$\begin{aligned}
 L_{h_1} &= \int_{-\omega_{sf}}^{\omega_{sf}} d\varepsilon N_{h_1} \frac{\tanh \frac{E_{h_1}}{2T}}{2E_{h_1}}, \\
 L_e &= \int_{-\omega_{sf}}^{\omega_{sf}} d\varepsilon N_e \frac{\tanh \frac{E_e}{2T}}{2E_e}, \\
 L_{h_2} &= \int_{-\omega_{sf}}^{E_g} d\varepsilon \frac{m}{2\pi} \frac{\tanh \frac{E_{h_2}}{2T}}{2E_{h_2}},
 \end{aligned} \tag{16}$$

m is the mass of the incipient band h_2 . Here $V_{sf\alpha}$ with $\alpha = 1, 2$ is the (spin-fluctuation) interband interaction between the electron band e and the two hole bands h_1 and h_2 of Fig. 7(c). Note that the definition of L_ν here includes the density of states N_ν . The case depicted in Fig. 7(b) can be obtained from these equations by dropping the hole band h_1 . Case (II)B shown in Fig. 8(d) is slightly more complicated since in principle it involves two energy scales for pairing, which may be thought of for convenience as a spin fluctuation cutoff and phonon cutoff. Ref. 210 obtained analytical and numerical solutions for these equations and showed that

- in the single band incipient case T_c is strongly suppressed as soon as E_g falls below the Fermi level. There is a critical value of E_g below which no superconductivity is possible.
- these thresholds do not exist in other cases. However, in case (I)B, where superconductivity is driven by an interband repulsion connected to the incipient band, T_c is still strongly suppressed as the band falls below the Fermi level. This is the intuition that seems to have guided the conclusions of Ref. 226.
- when superconductivity existed before the incipient band was considered, either due to a finite q spin-fluctuation interaction ((II)A), or due to an intraband phonon-like attraction ((II)B), the introduction of the incipient band substantially assisted T_c , and induced a large gap on the incipient band.
- In the latter case, there is no abrupt change in T_c or gaps as the Lifshitz transition is crossed, and the induced gap on the incipient band can easily be of the same magnitude or larger than gaps on regular bands at the Fermi surface, depending on details of interactions.

In Figure 8, the essential data from the experiment Ref. 226 are plotted alongside the T_c suppression for different E_g as the Lifshitz transition is crossed found from the equations of Ref. 210 for cases (I)A, (I)B, and (II)A.

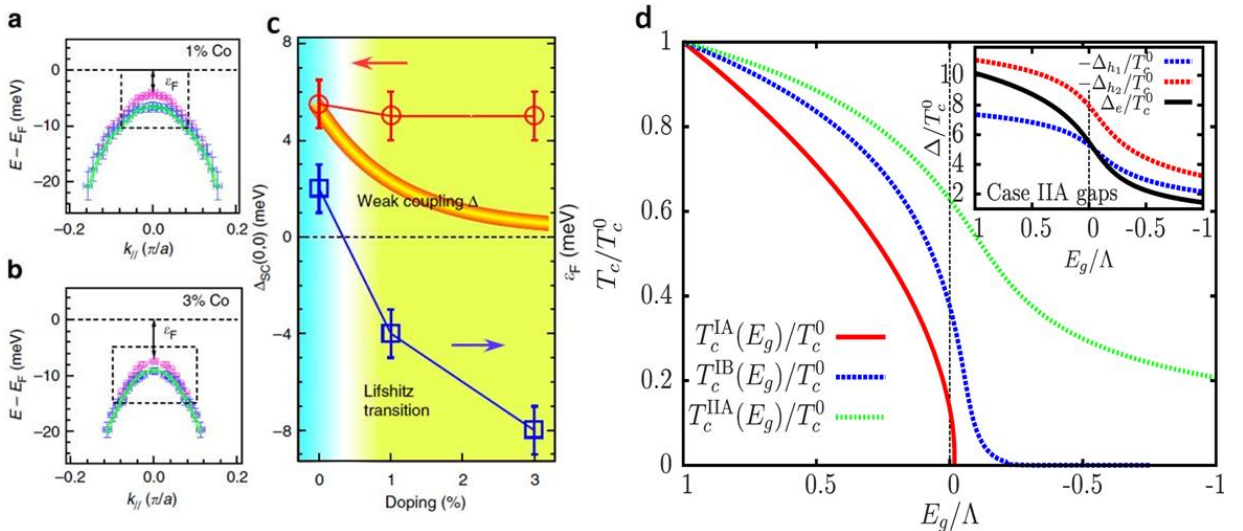


FIG. 8. (Color online.) (a)-(c) adapted from Ref. 226. (a,b) Band measured by ARPES near Γ point in $\text{LiFe}_{1-x}\text{As}$ at high (30K) and low (8K) for 1% (a) and 3% Co. (c) Plot of gap measured by pullback of leading edge of ARPES EDC intensity vs. Co doping, together with energy of band maximum below the Fermi level E_g vs. doping. Line labelled “weak coupling” is apparently sketched under the assumption that incipient gap should behave as in case (I) in Fig. 7. (d) adapted from Ref. 210. Plot of T_c/T_c^0 for interactions $v_{ph} = 0.5$ (red), $v_{sf} = 0.3$ (blue), $v_{sf1} = 0.2$; $v_{sf2} = 0.3$ (green). Inset: gap on both Fermi surface pockets (h_1 and e), together with gap on incipient band (h_2), vs. E_g/Λ .

Case (II)B is quite similar to (II)A, but requires the specification of additional parameters. Chen et al.²¹⁰ proposed that an s_{\pm} state of this type might represent a possible candidate for the ground state of FeSe monolayers on STO, with a large gap on both the electron pockets at the Fermi surface band and the incipient hole band well below it. The spin fluctuations were shown capable of significantly (factor 10, depending on ratios of phonon and spin fluctuation interactions and cutoffs) enhancing a weak phonon T_c . Due to the sign change, the s_{\pm} state naively has a difficulty with the results of Ref. 208. However, Chen et al. anticipated that since impurities scatter elastically, pairbreaking effects in an incipient band might not be so effective.

VII. MULTIPHASE GAPS AND TIME REVERSAL SYMMETRY BREAKING

The close proximity of s and d pairing channels in spin fluctuation theory led Lee et al.²²⁹ to propose that a mixed symmetry ground state, a so-called $s + id$ state, could be stabilized, reviving a proposal that had arisen in the cuprate context some years before, but had never been realized. Note that such a state is a mixture of two distinct irreducible representations of the symmetry group of the system, and as such should lead generically to two T_c 's except at a single point of doping or whatever parameter tunes the transition. The Ginzburg-Landau free energy studied by Lee et al., identical to the earlier works, was shown to have a minimum with 90° phase difference between s and d , depending on the sign of the β_4 quartic mixing coefficient. And of course the same interesting phenomena were identified: locally C_4 symmetry-breaking spontaneous current patterns near impurities and edges, and the prediction of a resonance mode corresponding to the oscillation of the relative phase of s and d , predicted to appear in the B_{1g} polarization of a Raman scattering experiment. The spontaneous currents are difficult to measure, because they are not globally chiral and there is no direct coupling to observables measurable by STM. On the other hand, the Raman mode should be observable, and is in fact exactly analogous to the mode predicted by Balatsky et al.²³⁰ in the cuprate context. Neither of these calculations went beyond the simplest GL approximation to work in the low- T phase where $s + id$ states are actually stable, however. The microscopic origin of the phase stability and the Raman-active mode itself were therefore unclear. Using a realistic five-orbital model appropriate for 1111 systems, and local Hubbard-Hund interactions treated with the functional renormalization group, Platt et al.²³¹ showed that an $s + id$ state could be obtained as the ground state for intermediate electron doping range close to where the hole pockets disappear. There appears to be no analogous calculation for the strongly overdoped hole case, where, as discussed above, there is evidence from Raman scattering of a strong d -wave interaction implied by the observation of a subgap Bardasis-Schrieffer type mode.

These studies considered as the “ s ” component of $s + id$ the standard s_{\pm} state found in standard spin fluctuation calculations for systems with hole and electron pockets. However, from the symmetry point of view any s -type representation is possible, and Khodas and Chubukov studied the combination with the bonding-antibonding s_{\pm} state arising from the hybridization of two electron pockets in the context of KFe_2Se_2 ²³². They found the bonding-antibonding s_{\pm} stabilized with sufficiently large hybridization, which they considered as a parameter. In the weak hybridization limit, they also found that the d -wave was stable; and at the border between these two phases, an $s + id$ state was favored. The identification of the symmetry of this and related systems is still controversial. On the one hand, inelastic neutron scattering measurements¹⁹³ appear to give a resonance peak very close to the incommensurate wave vector predicted by the spin fluctuation theory calculations giving d -wave¹⁴⁶; on the other, the nodes on the tiny Z -centered electron pocket expected for the d -wave case were not observed by ARPES¹⁹⁴.

Finally, again following the cuprate example, the notion that an $s + id$ state can be induced as a result of gradient terms in the free energy that mix the two representations even if only one is stable in the homogeneous case, has been proposed. High quality FeSe crystals, orthorhombic at low T , exhibit twin boundaries that can be imaged in STM. Recently Watashige et al.²³⁴ measured the STM spectrum in the superconducting state as a function of distance to the twin boundary. They found a V -shaped gap in the bulk, indicative of nodes, but a U -shaped full gap that opened smoothly as the twin boundary was approached. This full gap was largest when measurements were made between two parallel twin boundaries; the simultaneous proximity to both evidently magnified the effect. On the other hand, this interference of the two twin boundaries took place over a length scale corresponding to nearly 7 times the low-temperature bulk coherence length, as measured by standard means. Under normal circumstances, perturbations to the electronic structure should influence superconductivity over a few coherence lengths at most. Watashige et al. appealed to an idea put forward in the cuprate context by Sigrist et al.²³⁵, that a new length scale can appear close to the critical point where an $s + id$ state is created from the pure s or d state, corresponding to the coherence length of the subdominant order parameter component which appears at the 2nd order transition, and argued that their results were indirect evidence for \mathcal{T} -breaking.

It is interesting to pose the question how best to identify the transition from an s -state to an $s + id$ state, both of which are fully gapped, as might be realized, e.g. in $\text{K}_{1-x}\text{Ba}_x\text{Fe}_2\text{As}_2$. The quasiparticle spectrum will not change in any distinctive way at the transition, the impurity signatures are weak²²⁹, and there are no edge states or other

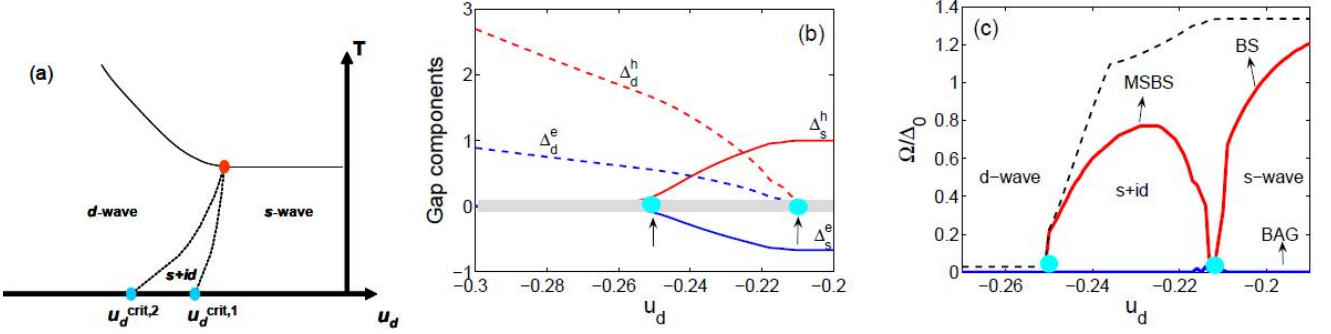


FIG. 9. (Color online.) (a) Phase diagram of a 3-pocket model appropriate for hole-overdoped FeSC, from Ref. 233. (b) Evolution of the gap components with fixed u_s and varying u_d in the 3-pocket model at $T = 0$. Red is for the hole pocket and blue is for the electron pocket(s). The solid line is the s -wave part and dashed is the d -wave part. The grey line at zero is the size of error in the numerical calculation due to the choice of grid and resolution parameters. (c): The (undamped) collective modes across the phase diagram in different channels. “MSBS” = mixed symmetry Bardasis Schrieffer mode; “BAG” = Bogoliubov-Anderson-Goldstone mode (neutral analog system). The dashed black line is $2\Delta_{\min}$ in the system. The dots indicate the $s + id$ phase boundaries at $T = 0$. In all the figures $z = 1/2$ and $u_s \nu_2 D = 0.2$.

chiral phenomena predicted. Perhaps the best method is that proposed in Ref. 233, to look in a Raman scattering experiment for the softening of the Bardasis-Schrieffer mode at the phase boundary. In the s -ground state, the BS mode is a pure d -exciton, and should show up only in the B_{1g} Raman polarization; however, because it is a mixed symmetry mode in the $s + id$ phase, it should begin to show up in both A_{1g} and B_{2g} polarizations as the $s + id$ phase is entered, and subsequently harden²³³ (See Fig. 9).

In parallel with the discussion regarding $s + id$, it was realized that the multiband aspects of the Fe-based system allowed for a new type of \mathcal{T} -breaking state. Neglecting all angular dependence of the effective interband repulsions, Stanev and Tesanovic²³⁶ considered a simple model with three bands, and showed that it had, in addition to “conventional” s -wave generalizations of the two-band s_{\pm} , a possible ground state which minimized the frustration associated with the additional pocket by acquiring an internal nontrivial phases between the different gaps. A possible “ $s + is$ ” phase of this type is shown in Fig. 1 (c), where the gaps on the three bands are $\Delta_1 \sim e^{i\phi/2}$, $\Delta_2 \sim e^{-i\phi/2}$ are complex, but Δ_3 is real. Here ϕ is a phase angle that depends on interactions, and evolves between 0 and π as a function of these interactions, or doping. Such a state was proposed²³⁷ as a natural “intermediary” between a standard s_{\pm} state for the optimally doped $\text{Ba}_{1-x}\text{K}_x\text{Fe}_2\text{As}_2$, where both central hole pockets have the same sign, and the state found from spin fluctuation phenomenology (low-order harmonic parametrization of the interband interactions) for KFe_2As_2 , where the two gaps on the hole pockets have opposite sign¹⁵². In Fig. 10, their conclusions are sketched in the form of a generic phase diagram for a simple multiband model. This state was also one of several considered by Ahn et al.¹⁰⁷ in the context of LiFeAs (Sec. VB).

Since the expected local current signatures of a spatial perturbation in an $s + is$ state are even weaker than in $s + id$ (the net current vanishes in both states since they are not chiral, but it vanishes even locally in the $s + is$ case unless orthorhombic symmetry is broken), distinguishing such states will be difficult. The best possibility at the present time appears to be measuring characteristic collective modes. Since the system is by assumption at least 3-band, there are several possible Leggett-type modes that soften at the phase boundaries to the pure (real) s -wave states^{237,238}. It has also been proposed that $s + is$ states would have magnetic signatures at domain walls that could be detected by scanning SQUID probes²³⁹.

In a realistic system with several hole bands at the Fermi surface like LiFeAs , the ground state is a subject of considerable controversy even among groups that share basic assumptions about its electronic structure and the fundamental origin of the pairing. This disagreement is a good illustration of the sensitivity of theory in a multiband system to small changes in electronic structure.

VIII. η -PAIRING

Although much theoretical work on the pairing state of FeSC has been done using simplified models based on a 1-Fe unit cell containing 5 d orbitals, it has not always been clear why this procedure works quite well. In fact, there are several claims in the literature that the reconstruction of the near-Fermi level states by the As(P,Se...) potential which breaks the translational symmetry of the Fe lattice has important consequences for the pairing of electrons, despite the fact that the As states are nominally 2eV below. These works often imply that the early pairing calculations missed

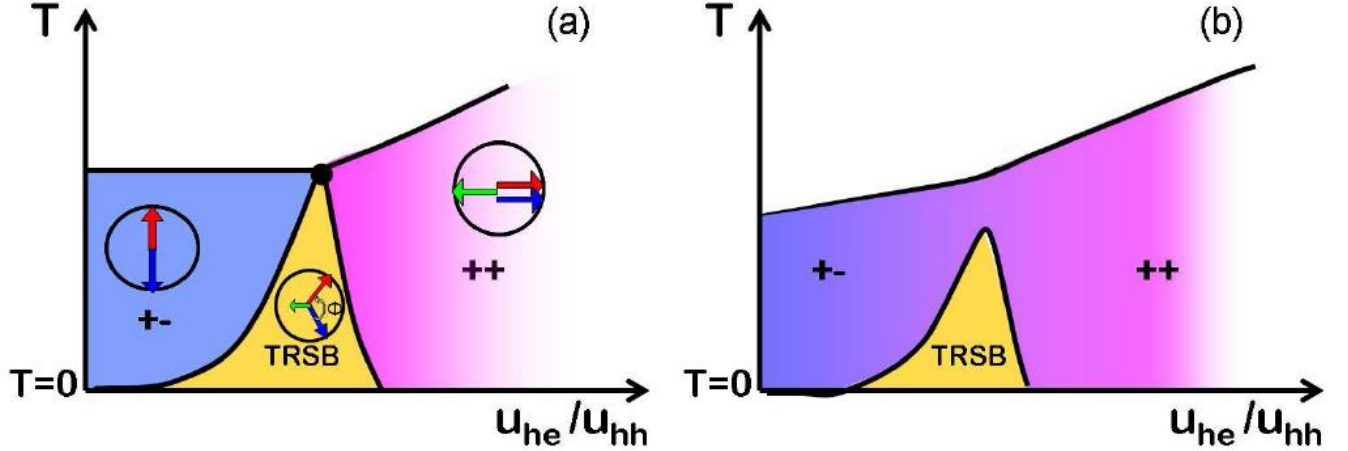


FIG. 10. (Color online.) Qualitative phase diagram for $\text{Ba}_{1-x}\text{K}_x\text{Fe}_2\text{As}_2$, from Ref. 237. (a) phase diagram as function of ratio U_{he}/U_{hh} of interband to intraband interactions, for case where two hole pockets h_1 and h_2 are degenerate. “TSRB” indicates time-reversal symmetry broken $s + is$ phase. Arrows indicate phases of Δ_1 (red), Δ_2 (blue), and Δ_3 (green). (b) Phase diagram with nondegenerate hole pockets.

an essential symmetry aspect of the problem because they did not explicitly account for the glide plane symmetry of the Fe-As layer (space group $P4/nmm$)⁸⁸. In particular, it was suggested by Hu et al.^{240–242} that the “standard” spin fluctuation approach misses a spin singlet odd-parity pairing state, which may represent the ground state of FeSC in general.

A pure version of a state of this kind, as discussed in Sec. II, would indeed be quite different from any states observed in unconventional superconductors to this point, and would be of great interest if actually realized. In Hu’s work, such states are shown to occur naturally if one properly respects the glide symmetry, allowing nonzero center of mass crystal momentum Cooper pairs (called η -pairing in the cuprate context by C.N. Yang²⁴³, see also Refs. 244,245). Casula and Sorella¹⁹ pointed out that the two-orbital models used in Hu’s work were insufficient to recover the full generality of pairing states formally possible in the $P4/nmm$ symmetry of a single FeAs plane, since these models neglected pairing of orbitals of unlike z -parity under reflection through the Fe plane. Including such states in a variational Monte Carlo calculation led to a linear combination of “planar” d - and s - states, i.e. those corresponding to the irreducible representations of the tetragonal group conventionally used; such admixtures provide, in their picture, a natural explanation for so-called “nematic” C_4 symmetry-breaking in the superconducting state, as seen in STM on FeSe²⁴⁶ (see however Sec. VI A 2). Finally, there are even recent theoretical suggestions²⁴⁷ suggesting that the odd-parity singlet state can explain the so-called “ARPES paradox”⁵, the apparent disagreement between ARPES and a variety of thermodynamic and transport probes concerning the anisotropy of the superconducting gap in 122 systems, and may in addition break time reversal symmetry^{247,248}.

The implications of the glide plane symmetry of a single Fe-pnictogen/chalcogen plane for various normal state properties as well as for pairing was discussed in several works^{17,19,88,90,249–251}: The Fe lattice is symmetric under the glide plane operation $P_z = T_r\sigma_z$, i.e., a single translation along the x - or y -direction T_r by 1 Fe-Fe distance, together with a reflection σ_z along z . As a result, the intra-sub-lattice hopping between d orbitals “even” under P_z (xy , $x^2 - y^2$, $3z^2 - r^2$) and “odd” orbitals (xz , yz) changes sign between the A- and B- Fe sublattices. If one labels states by the “physical” 1-Fe crystal momentum \mathbf{k} , it forces a mixing⁸⁸ between momenta \mathbf{k} and $\mathbf{k} + \mathbf{Q}$ with $\mathbf{Q} = (\pi, \pi)$ of the type $\sum_{\mathbf{k}, \sigma} [t^{xz, xy}(\mathbf{k})c_{xz, \sigma, \mathbf{k} + \mathbf{Q}}^\dagger c_{xy, \sigma, \mathbf{k}} + \text{h.c.}]$, and similar terms, between even and odd (with respect to z -parity) orbitals. As a result, one is forced to consider off-diagonal propagators with both even and odd orbital states, evaluated at momenta \mathbf{k} and $\mathbf{k} + \mathbf{Q}$. At first glance, this is an important difference in the representation of pair states compared to the usual BCS ansatz, because one now has nonzero total momentum η -pairs $\langle c_{\ell_1, \uparrow, \mathbf{k}} c_{\ell_2, \downarrow, -\mathbf{k} + \mathbf{Q}} \rangle$ for ℓ_1 even, ℓ_2 odd or vice versa, in addition to the standard zero center of mass momentum pairs $\langle c_{\ell_1, \uparrow, \mathbf{k}} c_{\ell_2, \downarrow, -\mathbf{k}} \rangle$ for ℓ_1, ℓ_2 either both even or both odd²⁴⁷. However, this mixing is absent if one uses the eigenvalues of P_z , i.e., the pseudo-crystal momentum $\tilde{\mathbf{k}}$ to classify the states^{88,90,247,249}, which simply amounts to shifting the momentum of either the even or the odd orbitals by \mathbf{Q} .

In Ref. 252, Wang et al. studied the problem of η -pairing in models of a FeAs layer with both a 5 and 10 d -orbital basis, assuming spin-fluctuation driven superconductivity with pairing interaction (5). They chose the shift \mathbf{Q} in the even orbitals, so that states labelled by pseudo-crystal momentum $\tilde{\mathbf{k}}$ are related to the states labelled by physical

crystal momentum \mathbf{k} via

$$\tilde{c}_{\ell,\sigma,\tilde{\mathbf{k}}} = \begin{cases} c_{\ell,\sigma,\mathbf{k}}, & \text{if } \ell \text{ odd,} \\ c_{\ell,\sigma,\mathbf{k}+\mathbf{Q}}, & \text{if } \ell \text{ even.} \end{cases} \quad (17)$$

The tilde ($\tilde{}$) basis is now identical to that used to perform pairing calculations in the 5-orbital model, where the exact⁹⁰ unfolding symmetry was assumed. The Hamiltonian automatically accounts for the additional terms arising from the mixing between \mathbf{k} and $\mathbf{k} + \mathbf{Q}$ in the physical 1-Fe crystal momentum \mathbf{k} space.

One now simply uses the basis transformation to relate the pairing condensate eigenfunction $g(\mathbf{k})$ in the two representations:

$$g_{\ell_1\ell_2}^N(\mathbf{k}) = \langle c_{\ell_1\uparrow,\mathbf{k}} c_{\ell_2\downarrow,-\mathbf{k}} - c_{\ell_1\downarrow,\mathbf{k}} c_{\ell_2\uparrow,-\mathbf{k}} \rangle = \begin{cases} \tilde{a}_{\nu,\mathbf{k}}^{\ell_1} \tilde{a}_{\nu,-\mathbf{k}}^{\ell_2} \tilde{g}_\nu(\mathbf{k}), & \ell_1, \ell_2 \text{ odd,} \\ \tilde{a}_{\nu,\mathbf{k}-\mathbf{Q}}^{\ell_1} \tilde{a}_{\nu,-\mathbf{k}+\mathbf{Q}}^{\ell_2} \tilde{g}_\nu(\mathbf{k}-\mathbf{Q}), & \ell_1, \ell_2 \text{ even,} \\ 0, & \text{otherwise,} \end{cases} \quad (18)$$

and η -pairing terms shifted by center of mass momentum \mathbf{Q} ,

$$g_{\ell_1\ell_2}^\eta(\mathbf{k}) = \langle c_{\ell_1\uparrow,\mathbf{k}} c_{\ell_2\downarrow,-\mathbf{k}+\mathbf{Q}} - c_{\ell_1\downarrow,\mathbf{k}} c_{\ell_2\uparrow,-\mathbf{k}+\mathbf{Q}} \rangle = \begin{cases} \tilde{a}_{\nu,\mathbf{k}}^{\ell_1} \tilde{a}_{\nu,-\mathbf{k}}^{\ell_2} \tilde{g}_\nu(\mathbf{k}), & \ell_1 \text{ odd, } \ell_2 \text{ even,} \\ \tilde{a}_{\nu,\mathbf{k}-\mathbf{Q}}^{\ell_1} \tilde{a}_{\nu,-\mathbf{k}+\mathbf{Q}}^{\ell_2} \tilde{g}_\nu(\mathbf{k}-\mathbf{Q}), & \ell_1 \text{ even, } \ell_2 \text{ odd,} \\ 0, & \text{otherwise.} \end{cases} \quad (19)$$

Using (18) and (19) Wang et al.²⁵² showed that the gap function $\tilde{\Delta}_\nu(\mathbf{k}) \propto g_\nu(\mathbf{k})$ obtained in the 5-orbital model in the pseudo-crystal momentum representation contains both normal and η -pairing terms in the physical crystal momentum space, i.e.,

$$\tilde{\Delta}_\nu(\mathbf{k}) = \Delta_{\text{odd}}^N(\mathbf{k}) + \Delta_{\text{even}}^N(\mathbf{k} + \mathbf{Q}) + \Delta_{\text{odd-even}}^\eta(\mathbf{k}) + \Delta_{\text{even-odd}}^\eta(\mathbf{k} + \mathbf{Q}). \quad (20)$$

Thus the η -pairs are seen to be indeed present in FeSC, but they form a natural part of the usual gap function that has been discussed thus far in the literature. Closer examination of the η terms show that they are imaginary and odd parity singlet states *only when viewed in the orbital basis*; they are real and have the usual even parity when viewed in band space.

To see explicitly that there are no direct observable consequences beyond the models discussed already in Sec. V, one can construct the one-particle spectral function in the physical momentum space, as observed by ARPES²⁴⁷,

$$A(\mathbf{k}, \omega) = \sum_\nu \left[\sum_{\ell \text{ odd}} |\tilde{a}_{\nu,\mathbf{k}}^\ell|^2 \tilde{A}_\nu(\mathbf{k}, \omega) + \sum_{\ell \text{ even}} |\tilde{a}_{\nu,\mathbf{k}-\mathbf{Q}}^\ell|^2 \tilde{A}_\nu(\mathbf{k}-\mathbf{Q}, \omega) \right], \quad (21)$$

where \tilde{A} is the spectral function corresponding to the pseudomomentum basis, i.e. containing poles at the energies $E_\nu(\tilde{\mathbf{k}}) = \sqrt{\epsilon_\nu^2(\tilde{\mathbf{k}}) + \tilde{\Delta}_\nu^2(\tilde{\mathbf{k}})}$. Therefore, the superconducting gap that enters $A(\mathbf{k}, \omega)$, as measured in ARPES experiments is given by the gap function $\tilde{\Delta}_\nu(\tilde{\mathbf{k}})$ calculated in the 5-orbital 1-Fe zone in pseudo-crystal momentum space. $\tilde{\Delta}_\nu(\tilde{\mathbf{k}})$ thus accounts completely for the symmetry breaking potential caused by the pnictogen/chalcogen atom²⁵².

Thus Wang et al. concluded that η -pairing is indeed an important ingredient in the superconducting condensate, when properly defined. These terms occur as a natural part of the gap in the standard 5-orbital theories, which coincide identically (for such single layer models) with 10-orbital calculations²⁵². They contribute, however, with the standard even parity spin singlet symmetry *in band space*, and time reversal symmetry is not broken.

IX. DISORDER

In principle, disorder is a phase-sensitive probe of unconventional superconductivity, because nonmagnetic impurities are pairbreaking only if they scatter electrons between portions of the Fermi surface with gaps of different sign. Bound states of electrons near strong nonmagnetic impurities (Andreev bound states) can similarly be formed only in the sign-changing case. This subject has a long history in the context of d -wave superconductivity in the cuprates which has been reviewed several times^{253–255}. Many of the ideas worked out in this context have found interesting extensions in the FeSC field, because of the added aspect of multiband physics.

A. Intra- vs. interband scattering

In 2-band superconductors, nonmagnetic impurities can either scatter quasiparticles between bands or within the same band. Intraband processes tend to average the gaps and can thus lead to some initial T_c suppression, but eventually T_c will saturate, according to Anderson's theorem²⁵⁶. However interband scattering is pairbreaking in a system with two gaps of different signs^{257–259}, just as it is in single-band systems where the order parameter has nodes, e.g. the d -wave case. In the presence of any nonzero interband scattering amplitude, T_c will eventually be suppressed to zero at some critical concentration, just as in the more familiar theory of scattering by magnetic impurities in a 1-band s -wave superconductor²⁶⁰. The effect of interband scattering in the FeSC was discussed early on by several groups^{261–264}.

The simplest toy model of a chemical impurity in 2-band system characterizes the scatterer crudely by an effective interband potential u and an intraband potential v , such that results for various quantities in the superconducting state will depend crucially on the size and relative strengths of these two quantities. Most calculations are performed using the T -matrix approximation to the disorder self-energy for pointlike scatterers $\hat{\Sigma}^{imp}(\omega)$,

$$\hat{\Sigma}^{imp}(\omega) = n_{imp} \hat{\mathbf{U}} + \hat{\mathbf{U}} \hat{G}(\omega) \hat{\Sigma}^{imp}(\omega), \quad (22)$$

where $\hat{\mathbf{U}} = \mathbf{U} \otimes \hat{\tau}_3$, n_{imp} is the impurity concentration, and the τ_i are Pauli matrices in particle-hole space. Here \mathbf{U} is a matrix in band space $(\mathbf{U})_{\alpha\beta} = (v - u)\delta_{\alpha\beta} + u$, and $\alpha, \beta = 1, 2$. With the expression for the \mathbf{k} -integrated Green's function $\hat{G}(\omega) = \sum_{\mathbf{k}} \hat{G}(\mathbf{k}, \omega)$, this completes the specification of the equations which determine the Green's functions

$$\hat{G}(\mathbf{k}, \omega)^{-1} = \hat{G}^0(\mathbf{k}, \omega)^{-1} - \hat{\Sigma}^{imp}(\mathbf{k}, \omega), \quad (23)$$

where \hat{G}^0 is the Green's function for the pure system. The self-consistent T -matrix approximation includes those scattering processes corresponding to multiple scattering from a single impurity, and may be considered correct for dilute impurities (except possibly for nodal systems in 2D, where it has some singularities at low energies²⁵³).

B. T_c suppression

Several groups^{263,265,266} have pointed out what is claimed to be a “slow” decrease of T_c in systematic chemical substitution measurements^{266–269}, which is then claimed to be related to the natural robustness of an s_{++} superconductor to disorder. The meaning of “fast” and “slow” T_c suppression can be deceptive, however, especially in a situation when only large momentum scattering is pairbreaking, as expected for an s_{\pm} state. Note that chemical substitution can cause pairbreaking, but also affect the electronic structure of the system by doping with carriers or by chemical pressure. It is therefore useful to calculate a measure of disorder that is simultaneously observable along with T_c , such as the residual resistivity, against which to compare T_c suppression rates. This problem was addressed particularly by Wang et al.²⁷⁰, who argued that almost any rate of T_c suppression was possible in an s_{\pm} system, depending on the ratio of intra- to interband scattering. This conclusion is implicit in the discussion by Golubov and Mazin²⁵⁸ who discussed the general case of pairbreaking in a multiband superconductor.

To see this, I note that near T_c , the gap equation can be linearized,

$$\Delta_{\mu}(\mathbf{k}) = -2T \sum_{\mathbf{k}', \nu, \omega_n > 0}^{\omega_n = \omega_c} V_{\mathbf{k}\mathbf{k}'}^{\mu\nu} \frac{\tilde{\Delta}_{\nu}(\mathbf{k}')}{\tilde{\omega}_{\nu}^2 + \xi_{\nu}^2}, \quad (24)$$

where ξ_{ν} is the dispersion of band ν near the Fermi level, and the renormalized gaps and frequencies are $\tilde{\Delta}_{\nu}(\mathbf{k}') = \Delta_{\nu}(\mathbf{k}') + \Sigma_{\nu}^{(imp,1)}$ and $\tilde{\omega}_{\nu} = \omega_n + i\Sigma_{\nu}^{(imp,0)}$.

To investigate both the effects of sign-changing gaps, and that of possible gap anisotropy, let us consider a model similar to that obtained from spin fluctuation theories, where the gap on pocket a is isotropic, Δ_a , and the gap on the pocket b may be anisotropic, $\Delta_b = \Delta_b^0 + \Delta_b^1(\theta)$, where θ is the angle of \mathbf{k} around the b pocket, with $\int d\theta \Delta_b^1(\theta) = 0$. The pairing interaction is then assumed to be $V_{\mathbf{k}\mathbf{k}'}^{\mu\nu} = V_{\mu\nu} \phi_\mu(\mathbf{k}) \phi_\nu(\mathbf{k}')$, with $\phi_\mu = 1 + r \delta_{\mu,b} \cos 2\theta$. Note that the choice of $\cos 2\theta$ harmonic implicitly means that b is identified with the electron pockets at X and Y, but this is easily generalizable. The parameter $r > 0$ controls the anisotropy on b , and yields gap nodes if $r > 1$. This ansatz then gives coupled equations for $(\Delta_a, \Delta_b^0, \Delta_b^1)^T \equiv \underline{\Delta}$ which may be written as

$$\underline{\Delta} = \ln\left(1.13 \frac{\omega_c}{T_c}\right) \underline{\mathcal{M}} \underline{\Delta} \equiv \mathcal{L}_0 \underline{\mathcal{M}} \underline{\Delta}, \quad (25)$$

where the matrix $\underline{\mathcal{M}} = (1 + \underline{V} \underline{\mathcal{R}}^{-1} \underline{\mathcal{X}} \underline{\mathcal{R}})^{-1} \underline{V}$ and the constant $\mathcal{L}_0 = \ln(1.13 \frac{\omega_c}{T_c})$ were introduced. \underline{V} is the interaction matrix in the above basis, and $\underline{\mathcal{R}}$ is the unitary matrix which diagonalizes

$$\underline{\Phi} = \frac{\pi n_{\text{imp}}}{\mathcal{D}_N} \begin{bmatrix} N_b u^2 & -N_b u^2 & 0 \\ -N_a u^2 & N_a u^2 & 0 \\ 0 & 0 & N_b v^2 + N_a u^2 \end{bmatrix}. \quad (26)$$

Here N_μ is the density of states of band μ at the Fermi energy, \mathcal{D}_N is the determinant of the T -matrix in the normal state, and $\underline{\mathcal{X}}$ is a diagonal matrix,

$$\mathcal{X}_{ii} = \mathcal{L}_0 - \left[\Psi\left(\frac{1}{2} + \frac{\omega_c}{2\pi T_c} + \frac{\lambda_i}{2\pi T_c}\right) - \Psi\left(\frac{1}{2} + \frac{\lambda_i}{2\pi T_c}\right) \right], \quad (27)$$

where Ψ is the digamma function and λ_i are the eigenvalues of matrix $\underline{\Phi}$. The critical temperature is now determined by finding the largest $(\lambda_{\text{max}}(T_c))$ of the matrix $\underline{\mathcal{M}}$, $T_c = 1.13 \omega_c \exp[-1/\lambda_{\text{max}}(T_c)]$.

These expressions now suffice to determine T_c at any given impurity concentration n_i , with intra- and interband scattering strengths v and u given. However, since u and v are not known in general, it is not particularly useful when comparing to experiment to present calculations of T_c vs. n_i , nor vs. some scattering rate component, simple to calculate but difficult to measure directly. Claims in the literature that T_c suppression is particularly slow, implying no gap sign change, or particularly fast, implying one, abound. They are mostly not relevant, however; in order to draw conclusions in multiband systems, it is crucial to present results for T_c vs. the residual resistivity $\Delta\rho_0$ due to disorder. The total DC conductivity is the sum of the Drude conductivities of the two bands, $\sigma = \sigma_a + \sigma_b$, with $\sigma_\mu = 2e^2 N_\mu \langle v_{\mu,x}^2 \rangle \tau_\mu$, where $v_{\mu,x}$ is the Fermi velocity component in the x -direction and τ_μ the corresponding one-particle relaxation time, $\tau_\mu^{-1} = -2 \text{Im} \Sigma_\mu^{(imp,0)}$. The transport time and single-particle lifetime are identical if the scatterers are δ -function like, such that corrections to the current vertex vanish.

In Fig. 11 (a),(b), T_c vs. residual resistivity is plotted for various gap structures and ratios of intra- to interband scattering. The extreme cases include i) purely isotropic s_\pm gaps with intraband scattering, where Anderson's theorem implies that there can be no pairbreaking until localization begins to occur; ii) $\alpha \equiv u/v = 1$, where the rapid T_c suppression follows the universal curve predicted by Abrikosov and Gor'kov for magnetic impurities in an isotropic s -wave system. It is obvious that essentially any other rate of T_c suppression can be obtained for some particular value of the ratio $\alpha = u/v$, such that the observed rate will depend on the range (and orbital character) of the impurity potential itself. The role of anisotropy is also interesting, if not surprising. If one of the gaps is anisotropic, this speeds the initial rate of T_c suppression even in the case of dominant intraband scattering, as the system averages out the gap by scattering until it is roughly isotropic. Subsequent pairbreaking is due to the interband component of the scattering, which is sensitive to the gap sign change between the two pockets. This sequence will be discussed further in Sec. IX D below.

In this context, the data on T_c suppression by chemical substitution, e.g. those of Li et al²⁶⁶ (Fig. 11 (c)) have to be treated with caution. While the critical resistivity for which T_c vanishes is indeed large compared to the small $\Delta\rho_0$ scale one might find for an s_\pm state and large interband scattering, the impurities are certainly doping the system, at least in some cases. It is also somewhat bizarre to find in a putative s_{++} state that Mn, certainly a magnetic impurity, suppresses T_c at the same rate as Co, certainly not; such behavior is rather characteristic of an s_\pm state, where the magnetic character of the impurity is generically irrelevant. What is needed are measurements of T_c as a function of some quantity tied directly to pairbreaking. This test is in fact provided by electron irradiation^{271–273}, since these works have shown that the main effect of low-energy electron irradiation is the creation of pointlike Frenkel-type pairs of Fe vacancies and interstitials, which act as nonmagnetic scatterers that do not dope the system. This is, incidentally, not the case with proton or heavy ion irradiation²⁷¹.

In Figure 11(d), I show the T_c data from the Ames group on Ru-doped BaFe₂As₂ under electron irradiation, plotted vs. the residual resistivity $\Delta\rho_0$. The data clearly show a much more rapid suppression of T_c with a much smaller

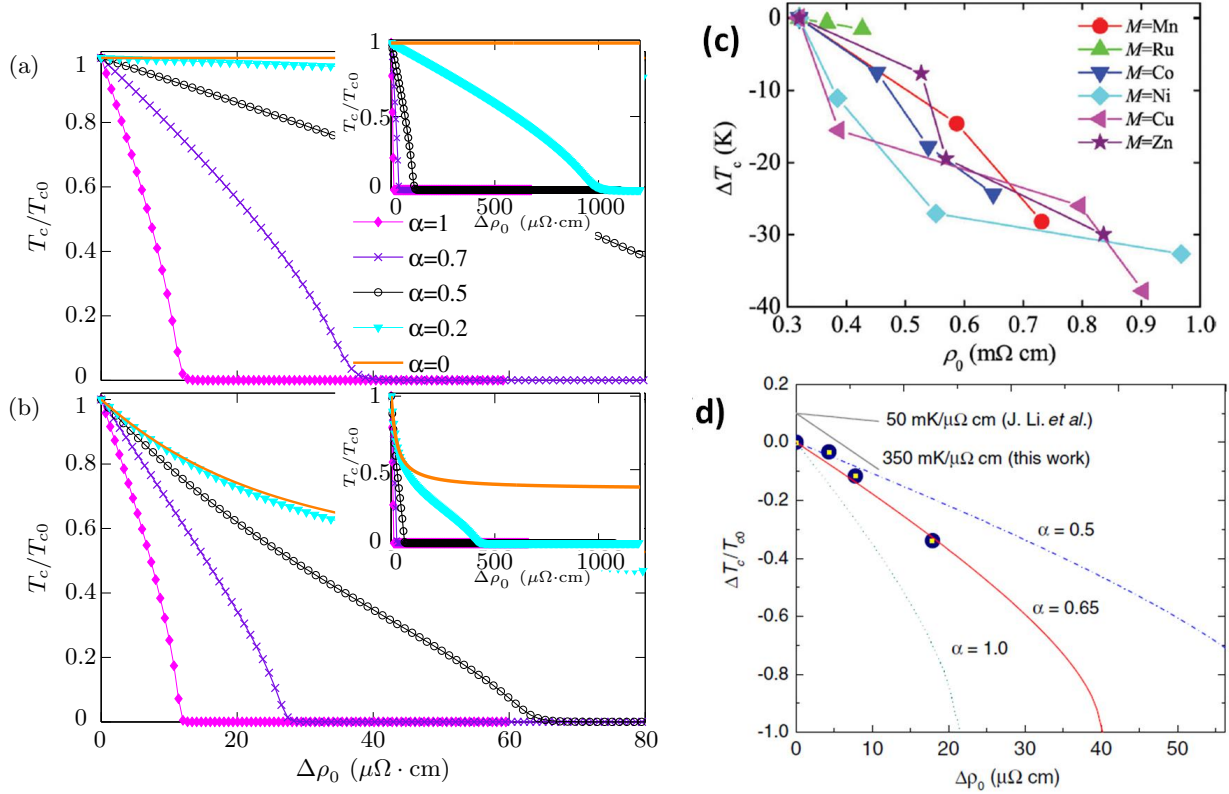


FIG. 11. (

Color online.) a) Normalized critical temperature T_c/T_{c0} vs. disorder-induced resistivity change $\Delta\rho_0$ for isotropic s_{\pm} wave pairing for various values of the inter/intraband scattering ratio $\alpha \equiv u/v$. Insert: same quantity plotted over a larger $\Delta\rho_0$ scale. b) Same as a) but for anisotropic (nodal) gap with anisotropy parameter $r = 1.3$. From Ref. 270. (c) T_c suppression vs. residual resistivity in $m\Omega\cdot\text{cm}$ for various transition metal impurities²⁶⁶. (d) T_c suppression vs. residual resistivity in Ru-doped Ba122 irradiated with 2.5meV electrons²⁷¹.

critical resistivity for the destruction of the superconducting state, roughly 40 $\mu\Omega\cdot\text{cm}$, in fact very close to the value predicted but not measured by Ref. 266 for the “symmetric” s_{\pm} state under optimal pairbreaking conditions. While an s_{\pm} state can show a much slower rate of T_c suppression due to large intraband scattering, there is no way an s_{++} state can show such a rapid rate of suppression unless the impurities are purely magnetic. Ref. 271 was able to rule out this possibility by measurements of the low- T magnetic penetration depth, which showed no indication of the upturns that would be caused by localized magnetic states.

Here I have mostly discussed the role of nonmagnetic impurities, but I close this subsection with a remark or two about some novel phenomena associated with magnetic ones. A rather general summary of the properties of magnetic impurities in multiband superconductors has recently been given by Korshunov et al.²⁷⁴, who found somewhat surprisingly that there are several cases where one’s intuition based on standard AG theory²⁶⁰ breaks down, for example situations in which T_c saturates in the limit of large disorder, instead of falling to zero. These effects may be responsible for the weak suppression of T_c by Mn along with nonmagnetic transition metal impurities in BaFe_2As_2 ²⁰⁵ (Fig. 11(c)), but do not seem useful in understanding why all transition metal impurities (nominally magnetic and nonmagnetic) suppress T_c at essentially the same rate. While this result, taken in isolation, suggests that the system must have a sign changing gap, in none but the simplest toy models could this result for different impurities with different potentials give such similar T_c suppressions.

Another interesting aspect of Mn in the BaFe_2As_2 system was pointed out by Ref. 275, namely that Mn has the effect of actually enhancing the Neél temperature in parts of the phase diagram. By combining neutron and μSR data, Inosov et al.²⁷⁶ observed that this impurity-induced high-temperature magnetic state was actually an inhomogeneous $(\pi, 0)$ stripe state, and proposed that each Mn nucleated a small stripe region around it. A plausible model version of this effect based on the effect of antiferromagnetic correlations on the impurity state was developed by Gastiasoro and Andersen²⁷⁷, generalizing an “order by disorder” scenario developed for the cuprates²⁷⁸.

Whereas Mn suppressed T_c rather slowly in BaFe_2As_2 , Hammerath et al.²⁷⁹ reported the remarkable result that in optimally F-doped La-1111, a concentration of Mn of only 0.2% sufficed to drive T_c from about 30K to zero.

Simultaneously, spin fluctuations measured by NMR were observed to increase with Mn concentration (indicating, among other things, that the Mn impurities were not simply introducing a magnetic pairbreaking potential) until a state with quasi-long range magnetic order was reached at a concentration of around 1%. The authors attributed this extreme sensitivity of T_c to disorder to the proximity of this sample to the AF critical point. While the theoretical problem of the behavior of the local spin fluctuation spectrum around an impurity embedded in a system near a quantum critical point has been studied briefly in the cuprate context²⁸⁰, where there is little hard evidence of quantum critical behavior near the low temperature AF transition, it has received relatively little attention in the FeSC field where critical points are much better established.

C. Impurity bound states

The observation of a localized resonance near a nonmagnetic impurity in STM is one of the clearest indications of a sign-changing order parameter. Establishing that a given impurity is not magnetic is not always trivial, particularly since in the presence of electronic correlations, a bare nonmagnetic potential can induce a local moment²⁵⁵. However in the case of chemical substituents or irradiation, creation of such moments should lead to other observable signals, such as Schottky anomalies in specific heat or upturns in the London penetration depth, so induced moments of this type can usually be excluded. On the other hand, if no bound state is seen, one may *not* conclude that the superconducting gap does not change sign. This is because in the multiband system the existence of an impurity bound state requires a fine tuning of the impurity potential, as pointed out in Ref. 5, and discussed extensively in Ref. 281. This applies not only to weak potentials, which never give rise to bound states even in single band systems, but also to strong potentials in general. The bound state can also be obscured if the gap function of the system in question has deep minima or nodes, in which case the impurity pole may occur at an energy less than the coherence peaks but still be so broadened by its coupling to extended states at energies greater than the gap minimum that it is not observable in a practical sense. In the simplest case, that of a 2-band isotropic s_{\pm} superconductor, it is clear that the intraband scattering does not contribute to bound state formation. This point will be relevant in the next section.

There are a few relatively clear observations of subgap nonmagnetic impurity bound states in the FeSC by STM, the only tool allowing direct measurement. Grothe et al.²⁸² observed clear in-gap bound states at native defect sites on the surface of LiFeAs, some with remarkable shapes which broke tetragonal symmetry. H. Yang et al.²⁸³ found such a state for Cu in another 111 material, Na(Fe_{0.97-x}Co_{0.03})As, and Song et al. reported a bound state around a native defect site and Fe adatom in FeSe²⁴⁶. These impurity resonances do constitute strong evidence in favor of s_{\pm} pairing, but careful bulk studies are still needed to rule out magnetic character, although this seems unlikely.

These observations reported above all have the qualitative form more or less expected for standard theories of multiband impurity resonances in these systems²⁸⁴⁻²⁸⁶: the state occurs at nonzero energy $\pm\Omega_0$ somewhere in the gap, reflecting the fine-tuning of the impurity potential relative to the given band structure, and tends to have very different weights at positive and negative energies, such that it is often visible only at one or the other. Often such bound state energies are found to be slightly different depending on the local disorder environment, an effect expected on the basis of the splitting of the states due to interference processes. On the other hand, a rather unusual impurity state that does not seem to behave in this way was reported recently by Yin et al.²⁸⁷, around what was believed to be an Fe interstitial in Fe(Se,Te) ($T_c=12\text{K}$). This state was located at exactly zero energy, to within experimental resolution, and was unsplit and unmodified by a magnetic field up to 8T, by disorder environment, and by doping over some range. This smells like some kind of protection of the state by some kind of energy barrier, and the authors of Ref. 287 speculated that it might be a Majorana fermion, without providing further details.

D. Gap evolution vs. disorder

As disorder is added to an s_{\pm} superconductor, various qualitative evolutions of the gaps are possible, depending both on the intra- vs. interband character of the impurity scattering, but also on the intra- and interband character of the interactions. Remarkably, in the case of an isotropic s_{\pm} system with two gaps Δ_a and Δ_b , one can classify these evolutions in a rather simple way. Efremov et al.²⁸⁸ make use of the average interaction strength $\langle\Lambda\rangle \equiv [(\Lambda_{aa} + \Lambda_{ab})N_a/N + (\Lambda_{ba} + \Lambda_{bb})N_b/N]$ with $N = N_a + N_b$ the total density of states²⁸⁹. Depending on $\langle\Lambda\rangle$, there turn out to be two classes of s_{\pm} superconductivity. The first, for $\langle\Lambda\rangle < 0$, is the usual case, for which T_c is suppressed as disorder, including some amount of interband potential scattering, is increased. In this case T_c decreases until it vanishes at a critical scattering rate. There is however also a second class with $\langle\Lambda\rangle > 0$ for which T_c tends to a nonzero value as disorder increases. At the same time, intraband scattering has no pairbreaking effect on the gaps(because they are assumed isotropic), and the interband scattering mixes the + and - gaps. In this case, the smaller of the two

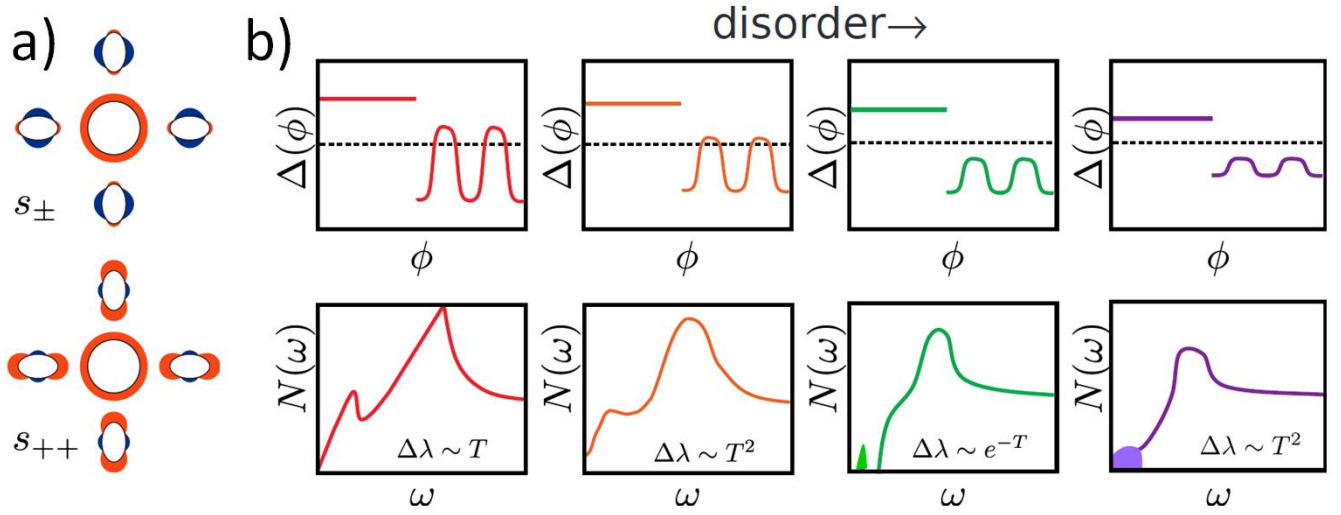


FIG. 12. (Color online.) a), Schematic of possible s_{\pm} and s_{++} states. Large circles and small ellipsoids (black lines) are hole and electron Fermi surfaces, respectively. Red and blue represents the superconducting order parameter with different signs; b), Schematic of s_{\pm} order parameter vs. azimuthal angle ϕ (top row) and density of states vs. energy ω (bottom row) with increasing irradiation dosage. Dotted lines (top row) represent zero gap. From Ref.²⁷³.

in magnitude changes its sign, leading to an s_{++} state. This transition, which should be accompanied by a passage through a gapless regime, has never been observed to my knowledge.

One may ask what should happen to a gap with accidental nodes upon adding disorder. Here again two possible scenarios obtain: the first, in the case that interband scattering dominates, leads to the formation of an impurity band that overlaps the Fermi level, with concomitant increase of the Fermi level density of states with disorder. This evolution is then similar to the d -wave one-band case, as in cuprates²⁵⁴. On the other hand, if intraband scattering dominates (as is usually the case for screened Coulomb impurities), the effect will be primarily to average the anisotropy in the gaps themselves. In such a case the averaging can lead to the lifting of the nodes altogether²⁹⁰.

Note that node lifting can occur either in nodal s_{\pm} or s_{++} states (see Fig. 12a)), so one may ask how they are to be distinguished. If the gap averaging continues as disorder is increased, eventually both gaps will be isotropic, and intraband scattering will no longer play a role. In such a case, the remaining smaller interband scattering potential will begin to dominate. Then – only in an s_{\pm} state – it may create bound states and an impurity band within the full gap created when the initial nodes in the clean system were lifted, as shown in Fig. 12b). As complicated as this scenario may seem, this effect was apparently observed in penetration depth measurements on electron-irradiated P-doped BaFe_2As_2 by Mizukami et al.²⁷³, shown in Fig. 13. These authors concluded that this system must have a nodal s_{\pm} -wave ground state due to the apparent observation of the impurity band appearance at the highest irradiation doses. Note that there should be various signatures of this effect in a nodal s_{\pm} system²⁷⁰, e.g. the analogous evolution for NMR spin lattice relaxation $1/(T_1T)$ should be $T^3 \rightarrow T \rightarrow \exp(-\Omega_G/T) \rightarrow T$. Similarly, the residual linear T term in the thermal conductivity $\kappa(T \rightarrow 0)/T$ should initially be nonzero, disappear when the nodes are lifted, and then reappear with increasing disorder. In the s_{++} case, the last step in each sequence is missing, because interband scattering cannot give rise to low-energy bound states.

E. Quasiparticle interference

Quasiparticle interference (QPI), or Fourier transform STM spectroscopy²⁹¹, is sensitive to the wavelengths of Friedel oscillations caused by defects present in a metal or superconductor. In the absence of disorder, the quasiparticle signal disappears; yet if disorder is not too strong, information on the electronic structure of the *pure* system can be obtained. The wavelengths of the Friedel oscillations appear in the form of peaks in the Fourier transform conductance maps at particular wavevectors $\mathbf{q}(\omega)$ which disperse as a function of STM bias $V = \omega/e$. The interplay between theory and experiment in this niche field has a checkered history²⁹². The usual method has been to calculate a QPI pattern at a particular bias, given a theory of the superconducting state, and then compare with the experimental maps. However typically the sources of disorder and exact impurity potentials are unknown, so the weights of the various

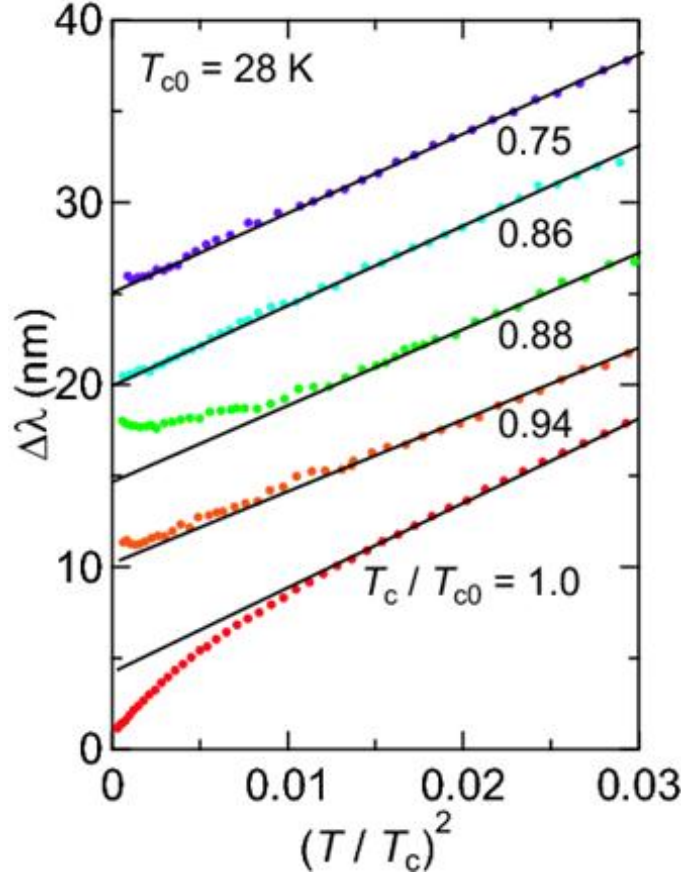


FIG. 13. (Color online.) Effect of electron irradiation on the low-temperature penetration depth in $\text{BaFe}_2(\text{As}_{1-x}\text{P}_x)_2$ single crystals: change in the magnetic penetration depth $\Delta\lambda$ plotted against $(T/T_c)^2$ for the $T_{c0} = 28$ K sample. Lines are the T^2 dependence fits at high temperatures. From Ref. 273.

\mathbf{q} are imperfectly reproduced, and the process of comparison turns out to be somewhat subjective, to say the least. In addition, the STM tip measures the LDOS at the tip position several Å above the surface, not necessarily where superconductivity occurs²⁹³. Fortunately, the positions of the \mathbf{q} do not depend on these effects²⁹⁴ and are related only to the band structure, including the superconducting gap function, so considerable information can be semi-empirically extracted without depending on detailed theoretical calculations.

Can QPI information be used to give information on the sign changes of the gap over the Fermi surface? Some information can be gleaned by noting that subsets of these \mathbf{q} connecting gaps of equal or opposite sign on the Fermi surface can be enhanced or not, according to the type of scatterer²⁹⁵. In Ref. 296 it was suggested that a disordered vortex lattice should act like a scattering center of the Andreev type for quasiparticles (scattering from order parameter gradients); increasing the field was therefore in this sense equivalent to introducing disorder in a controlled way. This analysis was first performed on the cuprate NaCCOC by Hanaguri et al.²⁹⁷, and more recently on the Fe-based superconductor $\text{Fe}(\text{Se},\text{Te})$ ⁴⁰. These authors identified three \mathbf{q} related to hole-electron scattering and two associated with two different electron-electron \mathbf{q} . The last two peaks were enhanced by field with respect to the first one, which led them to conclude that the hole and electron pockets have opposite signs of the order parameter, consistent with a s_{\pm} state^{298,299}. Recently Chi et al.⁴¹ did a QPI analysis of their data on LiFeAs in zero external field. They identified two \mathbf{q} peaks, a large one corresponding to interband and a small one corresponding to intraband scattering (see Fig. 14). They observed that with decreasing bias, one peak was suppressed while the other enhanced, and argued that this was possible only with s_{\pm} pairing (Fig. 15(a),(b)).

To make their claims, both experiments used reasoning based on heuristic arguments by Maltseva and Coleman³⁰⁰ stating that the scattering processes between wave vectors \mathbf{k}, \mathbf{k}' were weighted in the Fourier transform density of states by the BCS coherence factors, $(u_{\mathbf{k}}u_{\mathbf{k}'} \pm v_{\mathbf{k}}v_{\mathbf{k}'})^2$, where $u_{\mathbf{k}}, v_{\mathbf{k}}$ are the usual Bogoliubov variational coefficients. This elegant argument is unfortunately not strictly correct, as shown in Ref. 292, which gave examples where this notion can in fact be quite misleading. For example, by analogy with coherence factors in BCS, one would expect the

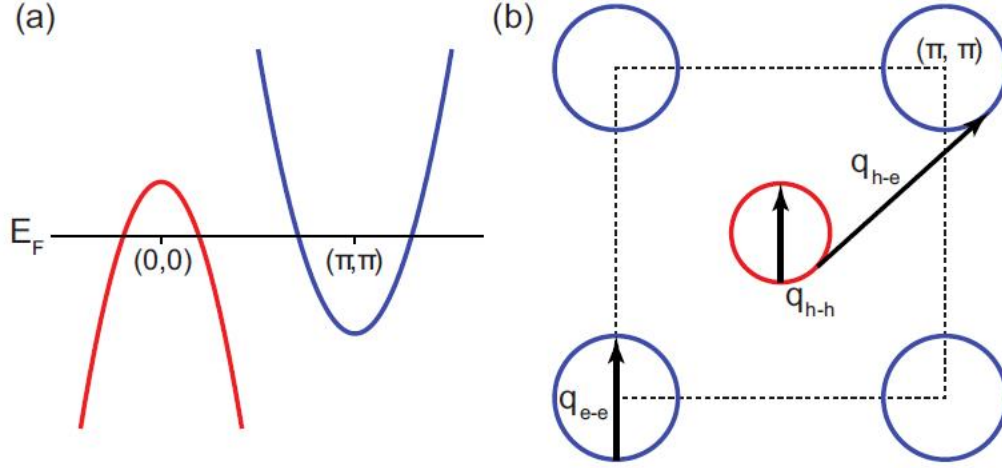


FIG. 14. (Color online.) Model Fermi surface and scattering processes for analysis of QPI data in LiFeAs. From Chi et al.⁴¹

interband and intraband QPI weights, measured as a function of temperature, to increase or decrease just below T_c , by analogy with NMR relaxation or ultrasound attenuation³⁰¹. This is not the case²⁹². However, a) the argument that the different sign slopes of the conductance weights at the upper gap edge implied an order parameter sign change probably is correct, as shown in Fig. 15(c). Still the claim should be treated with caution, and a much more definitive criterion proposed by Ref. 292, namely the temperature dependence of the intraband antisymmetrized conductance weight (Fig. 15 (d)), has not yet been tested.

X. CONCLUSIONS

This review has been targeted at experimental and theoretical developments related to the iron-based superconducting state, mostly since 2011 when a previous review⁵ examined the state of the art. Here I've focussed on a set of phenomena which seem to me the most interesting and important currently. In 2011, the the familiar 1111, 111 and 122 systems possessing both hole and electron Fermi surface pockets dominated the discussion, and the picture of s_{\pm} superconducting states formed by $(\pi, 0)$ spin fluctuations was both intuitive and appealing. The pressing questions at that time seemed to be deciding if some or all FeSC could be shown to have sign-changing s -wave ground states, and understanding the origin of gap nodes in some systems.

At the present writing, the field seems just as vigorous, in fact infused with enthusiasm to answer a new set of pressing questions. These are mostly related to a new class of systems which seem to belong to a different paradigm than those discussed in 2011, namely those lacking either electron or hole pockets. Does the existence of such systems with high critical temperatures imply that a completely new physical mechanism for superconductivity is at work, or is the “standard model” capable of subsuming these materials into a different subclass, also driven by repulsive, primarily interband interactions? Is there any evidence for an important role for d -wave interactions in stabilizing these systems, and how can one best detect this? What is the role of phonons in “bootstrapping” the spin fluctuation interaction, particular in the fascinating FeSe/STO monolayers? Under what circumstances can phonons help or hurt the critical temperature in a strongly spin-fluctuating system? All these questions are under intense debate.

There are other questions which affect the more familiar systems with both hole and electron pockets as well. Can one find a system where a transition between two channels of superconducting order, e.g. s and d takes place as a function of doping or pressure? What is the nature of this transition, does it involve time-reversal symmetry breaking states and if so, how does one detect them? What new types of pairing are possible utilizing the orbital degrees of freedom of the Fe d -electrons, and are there systems with interactions that can stabilize such exotic states? Do such states necessarily involve pairing of electrons at different energies, and if so is this necessarily fatal, given new understanding of the role of incipient bands in pairing? Is nematicity a passive bystander in superconductivity, or a driver? I have described some important contributions to these questions, but they are not settled.

In the introduction I pointed to the fact that the lack of universality in many of the properties of the Fe-based superconductors, while disturbing to a certain mindset reared on cuprate physics, can be viewed as an advantage. The hope is that, since electronic correlations are less pronounced in these systems than the cuprates, a quantitative theory of superconductivity is not out of reach. In this context, the diversity of these systems can therefore be thought

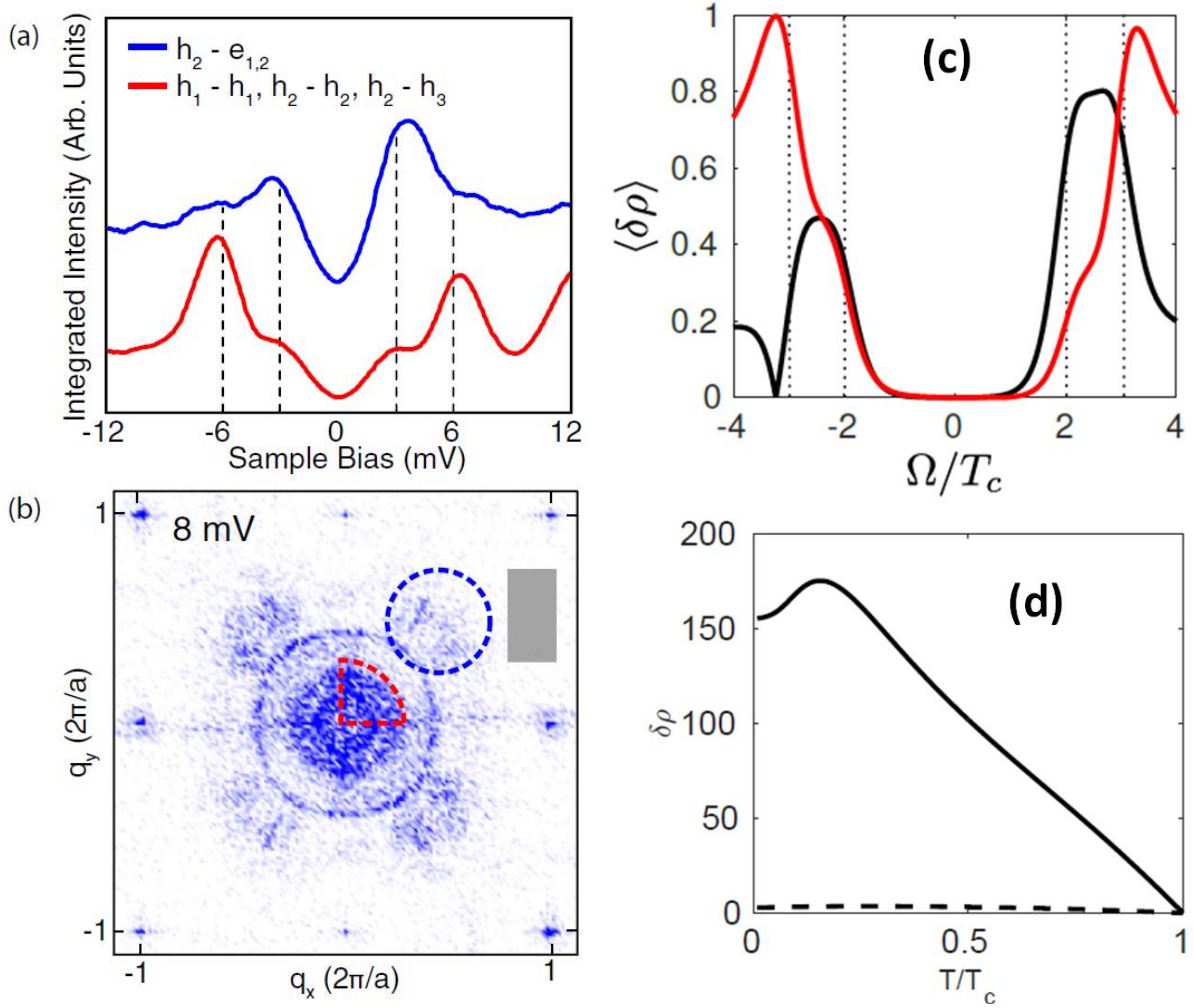


FIG. 15. (Color online.) (a) q -scan indicating area integrated to define weight in intraband (red) and interband (blue) peaks. (b) Low temperature bias scan of weights defined as in (a). From Chi et al.⁴¹ (c) Calculation of intra- (red) and interband (black) weights from Ref. 292; (d) Proposal of Ref. 292 to distinguish s_{\pm} (solid) and s_{++} (dashed) by measuring temperature dependence of antisymmetrized interband LDOS $\langle \delta \rho_{inter}^{-}(\Omega; T) \rangle$ vs. T for Ω between two gap scales $|\Delta_1|$ and $|\Delta_2|$.

of as a challenge to build a theory explaining this diversity using first principles input, ultimately helping in the search for new superconducting materials. It should be clear from this article, for example the description of the situation regarding LiFeAs, that theoretical methods are not quite refined enough to assist in this effort.

My own view is that theoretical progress is needed in two directions. First, the tight-binding models taken from DFT are not adequate for the description of the most interesting systems, which tend to be more strongly correlated. Methods are needed to accurately reproduce the correlated electronic structure over a few hundred meV near the Fermi surface accurately. While LDA+DMFT has done well enough to reproduce some qualitative trends, it still produces inaccurate Fermi surfaces for LiFeAs and FeSe, to name two. It is clear, however, that electronic structure methodology is advancing rapidly¹²⁹, and I have little doubt that this situation will be vastly improved within a few years. The second, more difficult, question is whether the treatment of electronic excitations involved in pairing is adequate. It is possible that the simple Fermi-surface based RPA treatment of spin fluctuations will be sufficient to predict semiquantitative trends in pairing correctly once adequate tight-binding models for the more correlated systems are available. More likely is that the current machinery will need to be improved at least by accounting more carefully for the contribution of the near-Fermi level states to pairing, and possibly to include further electronic vertex corrections and, in some cases, phonons. All these developments will require significant increase in computational power.

Looking carefully at cases like LiFeAs where various theoretical approaches have been brought to bear, however, I would say that there is considerable reason for optimism. It is remarkable that the detailed gap structure over much

of the Fermi surface, and the relative sizes of gaps, can be obtained accurately without fine tuning. Experimental progress since 2011, particularly the discovery of new systems with nonpolar surfaces accessible to high resolution STM and ARPES, has allowed theory and experiment to follow each other in a tight circle, an ideal scientific situation which seems destined to lead to a solution to many of these fascinating problems in the not-too-distant future.

XI. ACKNOWLEDGEMENTS

I would like to thank A. Chubukov, I. Eremin, R. Fernandes, A. Linscheid, T. A. Maier, S. Maiti, I.I. Mazin, V. Mishra, D.J. Scalapino, R. Valenti, and Y. Wang for critical readings of the manuscript. Research was partially supported by the Department of Energy under Grant No. DE-FG02-05ER46236, and by the National Science Foundation under Grant NSF-DMR-1005625.

-
- ¹ Y. Kamihara, T. Watanabe, M. Hirano, and H. Hosono, J. Am. Chem. Soc. **130**, 3296 (2008).
 - ² H. Hosono and K. Kuroki, arXiv:1504.04919.
 - ³ A. Chubukov and P.J. Hirschfeld, Phys. Today **68**(6), 46 (2015).
 - ⁴ C. Platt, W. Hanke and R. Thomale Advances in Physics, **62**, 453 (2014).
 - ⁵ P. J. Hirschfeld, M. M. Korshunov, and I. I. Mazin, Reports on Progress in Physics **74**, 124508 (2011)
 - ⁶ A. Chubukov, Ann. Rev. Cond. Matt. Phys. **3**, 57 (2012).
 - ⁷ H.-H. Wen and S. Li, Ann. Rev. **2**, 121 (2011).
 - ⁸ D.J. Scalapino, Physics Reports **250**, 329 (1995).
 - ⁹ J.K. Kirtley and Tsuei, Rev. Mod. Phys. **72**, 969 (2000).
 - ¹⁰ A. Kemper, T. Maier, S. Graser, H.-P. Cheng, P.J. Hirschfeld, and D.J. Scalapino, New J. Phys. **12** 073030 (2010).
 - ¹¹ I.I. Mazin, D.J. Singh, M.D. Johannes, and M.-H. Du, Phys. Rev. Lett. **101**, 057003 (2008).
 - ¹² K. Kuroki, S. Onari, R. Arita, H. Usui, Y. Tanaka, H. Kontani, H. Aoki, Phys. Rev. Lett. **101**, 087004 (2008).
 - ¹³ S. Graser, P.J. Hirschfeld, T. Maier, and D.J. Scalapino, New J. Phys. **11**, 025016 (2009).
 - ¹⁴ S. Maiti, M. Korshunov, T. Maier, P.J. Hirschfeld, and A. Chubukov, Phys. Rev. Lett. **107**, 147002 (2011); S. Maiti, M. Korshunov, T. Maier, P. Hirschfeld and A. Chubukov, Phys. Rev. B **84**, 224505 (2011).
 - ¹⁵ M. Sigrist and K. Ueda, Rev. Mod. Phys. **63**, 239 (1991).
 - ¹⁶ Note, however that in some symmetry classes, e.g. those with 122 structure, such nodeless *d*-wave states are ruled out, strictly speaking. See I.I. Mazin, Physics **4**, 26 (2011).
 - ¹⁷ M.H. Fischer, New J. Phys. **15**, 073006 (2013).
 - ¹⁸ Note that I consider only even *frequency* pairing in this discussion. For a review of possible odd frequency pair states, see Y. Tanaka, M. Sato and N. Nagaosa, J. Phys. Soc. Jpn. **81**, 011013 (2012).
 - ¹⁹ M. Casula and S. Sorella, Phys. Rev. B **88**, 155125 (2013).
 - ²⁰ F. Ning, K. Ahilan, T. Imai, A.S. Sefat, R. Jin, M.A. McGuire, B.C. Sales, and D. Mandrus, J. Phys. Soc. Jpn. **77**, 103705 (2008).
 - ²¹ H.-J. Grafe, D. Paar, G. Lang, N.J. Curro, G. Behr, J. Werner, J. Hamann-Borrero, C. Hess, N. Leps, R. Klingeler, and B. Büchner, Phys. Rev. Lett. **101**, 047003 (2008).
 - ²² K. Matano, Z.A. Ren, X.L. Dong, L.L. Sun, Z. X. Zhao, and G.-q. Zheng, Europhys. Lett. **83**, 57001 (2008).
 - ²³ K. Matano, Z. Li, G.L. Sun, D.L. Sun, C.T. Lin, M. Ichioka, and G.-q. Zheng, Europhys. Lett. **87**, 27012 (2009).
 - ²⁴ M. Yashima, H. Nishimura, H. Mukuda, Y. Kitaoka, K. Miyazawa, P.M. Shirage, K. Kihou, H. Kito, H. Eisaki, and A. Iyo, J. Phys. Soc. Japan **78**, 103702 (2009).
 - ²⁵ P. Jeglič, A. Potočnik, M. Klanjšek, M. Bobnar, M. Jagodič, K. Koch, H. Rosner, S. Margadonna, B. Lv, A.M. Guloy, and D. Arčon, Phys. Rev. B **81**, 140511(R) (2010).
 - ²⁶ Z. Li, Y. Ooe, X.-C. Wang, Q.-Q. Liu, C.-Q. Jin, M. Ichioka, and G.-q. Zheng, J. Phys. Soc. Jpn. **79**, 083702 (2010).
 - ²⁷ Y. Nakai, T. Iye, S. Kitagawa, K. Ishida, S. Kasahara, T. Shibauchi, Y. Matsuda, and T. Terashima, Phys. Rev. B **81**, 020503(R) (2010).
 - ²⁸ S.-H. Baek, H.-J. Grafe, F. Hammerath, M. Fuchs, C. Rudisch, L. Harnagea, S. Aswartham, S. Wurmehl, J. van den Brink, and B. Büchner, Eur. Phys. J. B **85**, 159 (2012).
 - ²⁹ P.M.R. Brydon, M. Daghofer, C. Timm, J. van den Brink, Phys. Rev. B **83**, 060501 (2011).
 - ³⁰ A.D. Christianson, E.A. Goremychkin, R. Osborn, S. Rosenkranz, M.D. Lumsden, C.D. Malliakas, I.S. Todorov, H. Claus, D.Y. Chung, M.G. Kanatzidis, R.I. Bewley, and T. Guidi, Nature **456**, 930 (2008).
 - ³¹ S. Chi, A. Schneidewind, J. Zhao, L. W. Harriger, L. Li, Y. Luo, G. Cao, Z. Xu, M. Loewenhaupt, J. Hu, and P. Dai Phys. Rev. Lett. **102**, 107006 (2009).
 - ³² D.S. Inosov, J.T. Park, P. Bourges, D.L. Sun, Y. Sidis, A. Schneidewind, K. Hradil, D. Haug, C.T. Lin, B. Keimer, and V. Hinkov, Nature Physics **6**, 178 (2010).
 - ³³ M.D. Lumsden, A.D. Christianson, D. Parshall, M.B. Stone, S.E. Nagler, G.J. MacDougall, H.A. Mook, K. Lokshin, T. Egami, D.L. Abernathy, E.A. Goremychkin, R. Osborn, M.A. McGuire, A.S. Sefat, R. Jin, B.C. Sales, and D. Mandrus,

- Phys. Rev. Lett. **102**, 107005 (2009).
- ³⁴ A.D. Christianson, M.D. Lumsden, S.E. Nagler, G.J. MacDougall, M.A. McGuire, A.S. Sefat, R. Jin, B.C. Sales, and D. Mandrus, Phys. Rev. Lett. **103**, 087002 (2009).
 - ³⁵ J.T. Park, D.S. Inosov, A. Yaresko, S. Graser, D.L. Sun, Ph. Bourges, Y. Sidis, Y. Li, J.-H. Kim, D. Haug, A. Ivanov, K. Hradil, A. Schneidewind, P. Link, E. Faulhaber, I. Glavatsky, C.T. Lin, B. Keimer, and V. Hinkov, Phys. Rev. B **82**, 134503 (2010).
 - ³⁶ D.N. Argyriou, A. Hiess, A. Akbari, I. Eremin, M.M. Korshunov, J. Hu, B. Qian, Z. Mao, Y. Qiu, C. Broholm, and W. Bao, Phys. Rev. B **81**, 220503(R) (2010).
 - ³⁷ Y. Qiu, W. Bao, Y. Zhao, C. Broholm, V. Stanev, Z. Tesanovic, Y.C. Gasparovic, S. Chang, J. Hu, B. Qian, M. Fang, and Z. Mao, Phys. Rev. Lett. **103**, 067008 (2009).
 - ³⁸ P. Babkevich, M. Bendele, A.T. Boothroyd, K. Conder, S.N. Gvasaliya, R. Khasanov, E. Pomjakushina, and B. Roessli, J. Phys.: Condens. Matter **22**, 142202 (2010).
 - ³⁹ C.-T. Chen, C.C. Tsuei, M.B. Ketchen, Z.-A. Ren, and Z.X. Zhao, Nature Physics **6**, 260 (2010).
 - ⁴⁰ T. Hanaguri, S. Naitaka, K. Kuroki, and H. Takagi, Science **328**, 474 (2010).
 - ⁴¹ S. Chi, S. Johnston, G. Levy, S. Grothe, R. Szedlak, B. Ludbrook, R. Liang, P. Dosanjh, S. A. Burke, A. Damascelli, D. A. Bonn, W. N. Hardy, and Y. Pennec, Phys. Rev. B **89**, 104522 (2014).
 - ⁴² R.M. Fernandes, D. K. Pratt, W. Tian, J. Zarestky, A. Kreyssig, S. Nandi, M. Gyu Kim, A. Thaler, N. Ni, P. C. Canfield, R. J. McQueeney, J. Schmalian, and A. I. Goldman, Phys. Rev. B **81**, 140501 (2010).
 - ⁴³ C. C. Tsuei and J. R. Kirtley Rev. Mod. Phys. **72**, 969 (2000).
 - ⁴⁴ D.A. Wollman, D. J. Van Harlingen, W. C. Lee, D. M. Ginsberg, and A. J. Leggett, Phys. Rev. Lett. **71**, 2134 (1993).
 - ⁴⁵ A.E. Koshelev, V. Stanev, Europhys. Lett. **96** (2011) 27014.
 - ⁴⁶ J. Linder, I.B. Sperstad, A. Sudbø, Phys. Rev. B **80** (2009) 020503(R).
 - ⁴⁷ M.M. Korshunov and I. Eremin, Phys. Rev. B **78**, 140509(R) (2008).
 - ⁴⁸ T.A. Maier and D.J. Scalapino, Phys. Rev. B **78**, 020514(R) (2008).
 - ⁴⁹ T.A. Maier, S. Graser, D.J. Scalapino, and P.J. Hirschfeld, Phys. Rev. B **79**, 134520 (2009).
 - ⁵⁰ A. E. Taylor, M. J. Pitcher, R. A. Ewings, T. G. Perring, S. J. Clarke, and A. T. Boothroyd, Phys. Rev. B **83**, 220514 (2011).
 - ⁵¹ P. Dai, Rev. Mod. Phys. **87**, 855 (2015).
 - ⁵² D. Inosov, Comptes Rendus de l'Academie des Sciences xxx
 - ⁵³ E. Bascones, B. Valenzuela, M.J. Calderón, Comptes Rendus de l'Academie des Sciences xxx
 - ⁵⁴ S. Onari, H. Kontani, and M. Sato, Phys. Rev. B **81**, 060504(R) (2010).
 - ⁵⁵ D. Parker and I.I. Mazin, Phys. Rev. Lett. **102**, 227007 (2009).
 - ⁵⁶ S. Lee, C. Tarantini, P. Gao, J. Jiang, J. D. Weiss, F. Kametani, C. M. Folkman, Y. Zhang, X. Q. Pan, E. E. Hellstrom, D. C. Larbalestier and C. B. Eom, Nature Materials **12**, 392 (2013).
 - ⁵⁷ R. Prozorov and V. G. Kogan 2011 Rep. Prog. Phys. **74** 124505 (2011).
 - ⁵⁸ T. Maier, S. Graser, P.J. Hirschfeld, and D.J. Scalapino, Phys. Rev. B **79**, 224510 (2009).
 - ⁵⁹ S. Kasahara, T. Watashige, T. Hanaguri, Y. Kohsaka, T. Yamashita, Y. Shimoyama, Y. Mizukami, R. Endo, H. Ikeda, K. Aoyama, T. Terashima, S. Uji, T. Wolf, H. v. Loehneysen, T. Shibauchi, and Y. Matsuda, Proc. Natl. Acad. Sci. USA **111**, 16309-16313 (2014).
 - ⁶⁰ C.-L. Song, Y.-L. Wang, P. Cheng, Y.-P. Jiang, W. Li, T. Zhang, Z. Li, K. He, L. Wang, J.-F. Jia, H.-H. Hung, C. Wu, X. Ma, X. Chen, and Q.-K. Xue, Science **332**, 1410 (2011); C.-L. Song, Y.-L. Wang, Y.-P. Jiang, Z. Li, L. Wang, K. He, X. Chen, X.-C. Ma, and Q.-K. Xue, Phys. Rev. B **84**, 020503 (2011).
 - ⁶¹ P. Choubey, T. Berlijn, A. Kreisel, C. Cao, and P. J. Hirschfeld, Phys. Rev. B **90**, 134520 (2014).
 - ⁶² S. Mukherjee, A. Kreisel, P.J. Hirschfeld and B.M. Andersen, Phys. Rev. Lett. **115**, 026402 (2015).
 - ⁶³ "Chemical pressure" generally refers to simple effects related to the expansion of the lattice due to the change in covalent or ionic radius upon chemical substitution. Isovalent substitution in these materials almost certainly includes additional effects related to changes in hybridization in the Fe plane, in particular those associated with pnictogen or chalcogen height.
 - ⁶⁴ S. Graser, A. F. Kemper, T. A. Maier, H.-P. Cheng, P. J. Hirschfeld, and D. J. Scalapino, Phys. Rev. B **81**, 214503 (2010).
 - ⁶⁵ K. Suzuki, H. Usui, and K. Kuroki Phys. Rev. B **84**, 144514 (2011).
 - ⁶⁶ M. Yamashita, Y. Senshu, T. Shibauchi, S. Kasahara, K. Hashimoto, D. Watanabe, H. Ikeda, T. Terashima, I. Vekhter, A. B. Vorontsov, Y. Matsuda, Phys. Rev. B **84**, 060507(R) (2011).
 - ⁶⁷ J.-Ph. Reid, M.A. Tanatar, X. G. Luo, H. Shakeripour, N. Doiron-Leyraud, N. Ni, S.L. Bud'ko, P.C. Canfield, R. Prozorov, L. Taillefer, Phys. Rev. B **82**, 064501 (2010).
 - ⁶⁸ I.I. Mazin, T.P. Devereaux, J.G. Analytis, J.-H. Chu, I.R. Fisher, B. Muschler, and R. Hackl, Phys. Rev. B **82**, 180502(R) (2010).
 - ⁶⁹ Z. Guguchia, A. Amato, J. Kang, H. Luetkens, P.K. Biswas, G. Prando, F. von Rohr, Z. Bukowski, A. Shengelaya, H. Keller, E. Morenzoni, R.M. Fernandes, and R. Khasanov, arXiv:1505.01223.
 - ⁷⁰ H. Suhl, B. T. Matthias, and L. R. Walker, Phys. Rev. Lett. **3**, 552 (1959).
 - ⁷¹ V.A. Moskalenko, Fiz. Met. Metallov **8**, 503 (1959).
 - ⁷² A.G. Aronov and E.B. Sonin, Zh. Eksp. Teor. Fiz. **63**, 1059 (1972) [Sov. Phys.-JETP **36**, 556 (1973)].
 - ⁷³ Y. Tanaka, Supercond. Sci. Technol. **28**, 034002 (2015).
 - ⁷⁴ V. Stanev, Ph.D. Thesis, Johns Hopkins University (2010).
 - ⁷⁵ S. Lebegue, Phys. Rev. B **75**, 035110 (2007).
 - ⁷⁶ D. J. Singh, Phys. Rev. B **78**, 094511 (2008).

- ⁷⁷ I. I. Mazin, M. D. Johannes, L. Boeri, K. Koepernik, and D. J. Singh, Phys. Rev. B 78, 085104 (2008).
- ⁷⁸ C. Cao, P. J. Hirschfeld, and H.-P. Cheng, Phys. Rev. B 77, 220506 (2008).
- ⁷⁹ F. Ma and Z.-Y. Lu, Phys. Rev. B 78, 033111 (2008).
- ⁸⁰ K. Haule, J. H. Shim, and G. Kotliar, Phys. Rev. Lett. 100, 226402 (2008).
- ⁸¹ T. Li, J. Phys.: Condens. Matter 20, 425203 (2008).
- ⁸² S. Raghu, X.-L. Qi, C.-X. Liu, D. J. Scalapino, and S.-C. Zhang, Phys. Rev. B 77, 220503 (2008).
- ⁸³ X. Dai, Z. Fang, Y. Zhou, and F.-C. Zhang, Phys. Rev. Lett. 101, 057008 (2008).
- ⁸⁴ Q. Han, Y. Chen, and Z. D. Wang, Europhys. Lett. 82, 37007 (2008).
- ⁸⁵ M. Daghofer, A. Moreo, J. A. Riera, E. Arrigoni, D. J. Scalapino, and E. Dagotto, Phys. Rev. Lett. 101, 237004.
- ⁸⁶ S. Graser, G. R. Boyd, C. Cao, H.-P. Cheng, P. J. Hirschfeld, and D. J. Scalapino, Phys. Rev. B 77, 180514 (2008).
- ⁸⁷ X.-L. Qi, S. Raghu, C.-X. Liu, D. Scalapino, and S.-C. Zhang, arXiv:0804.4332 (2008).
- ⁸⁸ P. A. Lee and X.-G. Wen, Phys. Rev. B 78, 144517 (2008).
- ⁸⁹ M. Daghofer, A. Nicholson, A. Moreo, and E. Dagotto, Phys. Rev. B 81, 014511 (2010).
- ⁹⁰ H. Eschrig and K. Koepernik, Phys. Rev. B 80, 104503 (2009).
- ⁹¹ C.-H. Lin, T. Berlijn, L. Wang, C.-C. Lee, W.-G. Yin, and W. Ku, Phys. Rev. Lett. 107, 257001 (2011).
- ⁹² V. Brouet, M. F. Jensen, P.-H. Lin, A. Taleb-Ibrahimi, P. Le Fèvre, F. Bertran, C.-H. Lin, W. Ku, A. Forget, and D. Colson, Phys. Rev. B 86, 075123 (2012).
- ⁹³ V. I. Anisimov, Dm. M. Korotin, M. A. Korotin, A. V. Kozhevnikov, J. Kune, A. O. Shorikov, S. L. Skornyakov, S. V. Streltsov, J. Phys.: Condens. Matter 21 (2009).
- ⁹⁴ T. Miyake, K. Nakamura, R. Arita and M. Imada, J. Phys. Soc. Japan 79, 044705 (2010).
- ⁹⁵ A. Kutepov, K. Haule, S.Y. Savrasov, G. Kotliar, Phys. Rev. B 82, 045105 (2010).
- ⁹⁶ T. Saito, S. Onari and H. Kontani, Phys. Rev. B 88, 045115 (2013).
- ⁹⁷ Y. Wang, A. Kreisel, S.V. Borisenko, V. B. Zabolotnyy, B. Büchner, T. A. Maier, P. J. Hirschfeld, and D. J. Scalapino, Phys. Rev. B 88, 174516 (2013).
- ⁹⁸ N. P. Berk and J.R. Schrieffer, Phys. Rev. Lett. 17, 433 (1966).
- ⁹⁹ T. Takimoto, T. Hotta, and K. Ueda, Phys. Rev. B 69, 104504 (2004).
- ¹⁰⁰ K. Kubo, Phys. Rev. B 75, 224509 (2007).
- ¹⁰¹ N.E. Bickers and D.J. Scalapino, Ann. Phys. (N.Y.) 193, 206 (1989).
- ¹⁰² A. Kemper, C. Cao, P.J. Hirschfeld, and H.-P. Cheng, Phys. Rev. B 80, 104511 (2009); erratum, Phys. Rev. B 80, 104511 (2009).
- ¹⁰³ A. Lankau, K. Koepernik, S. Borisenko, V. Zabolotnyy, B. Bchner, J. van den Brink, and H. Eschrig Phys. Rev. B 82, 184518 (2010).
- ¹⁰⁴ M. Allan, A. Rost, A. Mackenzie, Y. Xie, J. Davis, K. Kihou, C. Lee, A. Iyo, H. Eisaki, and T. Chuang, Science 336, 563 (2012).
- ¹⁰⁵ S. Borisenko, V. Zabolotnyy, A. Kordyuk, D. Evtushinsky, T. Kim, I. Morozov, R. Follath, and B. Buchner, Symmetry 4, 251 (2012).
- ¹⁰⁶ K. Umezawa, Y. Li, H. Miao, K. Nakayama, Z. H. Liu, P. Richard, T. Sato, J. B. He, D. M. Wang, G. F. Chen, H. Ding, T. Takahashi, and S. C. Wang, Phys. Rev. Lett. 108, 037002 (2012).
- ¹⁰⁷ F. Ahn, I. Eremin, J. Knolle, V.B. Zabolotnyy, S.V. Borisenko, B. Büchner, and A.V. Chubukov, Phys. Rev. B 89, 144513 (2014).
- ¹⁰⁸ T. Saito, S.Onari, Y. Yamakawa, H.Kontani, S. V. Borisenko, and V. B. Zabolotnyy, arXiv:1307.6119 ; T. Saito, Y. Yamakawa, S. Onari, and H. Kontani, arXiv:1504.01249.
- ¹⁰⁹ C. Platt, R. Thomale, and W. Hanke, Phys. Rev. B 84, 235121 (2011).
- ¹¹⁰ Z. P. Yin, K. Haule, G. Kotliar, Nat. Phys. 10, 845 (2014).
- ¹¹¹ Z. Yin, K. Haule, and G. Kotliar, Nat. Mater. 10, 932 (2011).
- ¹¹² J. Ferber, K. Foyevtsova, R. Valent, and H. O. Jeschke, Phys. Rev. B 85, 094505 (2012).
- ¹¹³ G. Lee, H. S. Ji, Y. Kim, C. Kim, K. Haule, G. Kotliar, B. Lee, S. Khim, K. H. Kim, K. S. Kim, K.-S. Kim, and J. H. Shim, Phys. Rev. Lett. 109, 177001 (2012).
- ¹¹⁴ R. Nourafkan, G. Kotliar, A.-M.S. Tremblay, arXiv:1508.01789.
- ¹¹⁵ F. Kruger, S. Kumar, J. Zaanen, and J. van den Brink, Phys. Rev. B 79, 054504 (2009).
- ¹¹⁶ C. Xu, M. Muller, S. Sachdev, Phys. Rev. B 78, 020501(2008).
- ¹¹⁷ C.-C. Lee, W.-G. Yin, and W. Ku, Phys. Rev. Lett. 103, 267001 (2009).
- ¹¹⁸ V. Barzykin and L.P. Gorkov, Phys. Rev. B 79, 134510 (2009).
- ¹¹⁹ H. Kontani and S. Onari, Phys. Rev. Lett. 104, 157001 (2010).
- ¹²⁰ T. Saito, S. Onari, and H. Kontani, Phys. Rev. B 82, 144510 (2010).
- ¹²¹ T. Saito, S. Onari, and H. Kontani, Phys. Rev. B 88, 045115 (2013).
- ¹²² Y. Yanagi, Y. Yamakawa, and Y. Ōno, Phys. Rev. B 81, 054518 (2010).
- ¹²³ Y. Nomura, K.Nakamura, and R. Arita Phys. Rev. Lett. 112, 027002 (2014)
- ¹²⁴ S. Onari and H. Kontani, Phys. Rev. Lett. 109, 137001 (2012).
- ¹²⁵ S. Onari and H. Kontani, Phys. Rev. Lett. 103, 177001 (2009).
- ¹²⁶ C.-H. Lee, A. Iyo, H. Eisaki, H. Kito, M.T. Fernandez-Diaz, T. Ito, K. Kihou, H. Matsuhata, M. Braden, and K. Yamada, J. Phys. Soc. Jpn. 77, 083704 (2008).
- ¹²⁷ T. Yoshida, S. Ideta, T. Shimojima, W. Malaeb, K. Shinada, H. Suzuki, I. Nishi, A. Fujimori, K. Ishizaka, S. Shin, Y. Nakashima, H. Anzai, M. Arita, A. Ino, H. Namatame, M. Taniguchi, H. Kumigashira, K. Ono, S. Kasahara, T. Shibauchi,

- T. Terashima, Y. Matsuda, M. Nakajima, S. Uchida, Y. Tomioka, T. Ito, K. Kihou, C. H. Lee, A. Iyo, H. Eisaki, H. Ikeda, R. Arita, T. Saito, S. Onari, H. Kontani *Sci. Rep.* **4**, 7292 (2014) .
- 128 T. Saito, S. Onari, H. Kontani, *Phys. Rev. B* **88**, 045115 (2013).
- 129 A. v. Roekeghem, P. Richard, H. Ding, and S. Biermann, *C. R. Physique* **17**, 140 (2016).
- 130 A. Böhrer and C. Meingast, *C. R. Physique* **17**, 90 (2016).
- 131 Q. Si and E. Abrahams, *Phys. Rev. Lett.* **101**, 076401 (2008).
- 132 C. Fang, H. Yao, W.-F. Tsai, J. Hu, and S.A. Kivelson, *Phys. Rev. B* **77**, 224509 (2008).
- 133 A.N. Yaresko, G.-Q. Liu, V.N. Antonov, and O.K. Andersen, *Phys. Rev. B* **79**, 144421 (2009).
- 134 A.L. Wysocki, K.D. Belashchenko, and V.P. Antropov, *Nat. Phys.* **7**, 485 (2011).
- 135 P. Dai, J.P. Hu and E. Dagotto, *Nat. Phys.* **8**, 709 (2012).
- 136 K. Seo, B. Andrei Bernevig, and J. Hu, *Phys. Rev. Lett.* **101**, 206404 (2008).
- 137 R. Yu and A. H. Nevidomskyy, *arXiv:1404.1307*.
- 138 M. Daghofer, A. Moreo, J.A. Riera, E. Arrigoni, D.J. Scalapino, and E. Dagotto, *Phys. Rev. Lett.* **101**, 237004 (2008).
- 139 M. Daghofer, A. Nicholson, A. Moreo, and E. Dagotto, *Phys. Rev. B* **81**, 014511 (2010).
- 140 P. Goswami, P. Nikolic, and Q. Si, *Europhys. Lett.* **91**, 37006 (2010).
- 141 F. Wang, H. Zhai and D.-H. Lee, *Europhysics Lett.* **85**, 37005 (2009).
- 142 J. K. Glasbrenner, I. I. Mazin, H. O. Jeschke, P. J. Hirschfeld, and R. Valentí, *Nat. Phys.* **11**, 953 (2015).
- 143 R. Sknepnek, G. Samolyuk, Y. Lee, J. Schmalian, *Phys. Rev. B* **79** (2009) 054511.
- 144 K. Kuroki, H. Usui, S. Onari, R. Arita, and H. Aoki, *Phys. Rev. B* **79**, 224511 (2009).
- 145 F. Wang, F. Yang, M. Gao, Z.-Yi Lu, T. Xiang, D.-H. Lee, *Europhy. Lett.* **93**, 57003 (2011).
- 146 T. A. Maier, S. Graser, P. J. Hirschfeld, and D. J. Scalapino, *Phys. Rev. B* **83**, 100515(R) (2011).
- 147 J.-Ph. Reid, M. A. Tanatar, A. Juneau-Fecteau, R. T. Gordon, S. Rene de Cotret, N. Doiron-Leyraud, T. Saito, H. Fukazawa, Y. Kohori, K. Kihou, C. H. Lee, A. Iyo, H. Eisaki, R. Prozorov, and L. Taillefer, *Phys. Rev. Lett.* **109**, 087001 (2012); F. F. Tafti, A. Juneau-Fecteau, M.-E. Delage, S. Rene de Cotret, J.-Ph. Reid, A. F. Wang, X.-G. Luo, X. H. Chen, N. Doiron-Leyraud, Louis Taillefer, *Nature Physics* **9**, 349-352 (2013); F. F. Tafti, J. P. Clancy, M. Lapointe-Major, C. Collignon, S. Faucher, J. Sears, A. Juneau-Fecteau, N. Doiron-Leyraud, A. F. Wang, X. G. Luo, X. H. Chen, S. Desgreniers, Young-June Kim, Louis Taillefer, *Phys. Rev. B* **89**, 134502 (2014).
- 148 R. Thomale C. Platt, W. Hanke, J. Hu, and B. A. Bernevig, *Phys. Rev. Lett.* **107**, 117001 (2011).
- 149 K. Hashimoto, A. Serafin, S. Tonegawa, R. Katsumata, R. Okazaki, T. Saito, H. Fukazawa, Y. Kohori, K. Kihou, C. H. Lee, A. Iyo, H. Eisaki, H. Ikeda, Y. Matsuda, A. Carrington, T. Shibauchi, *Phys. Rev. B* **82**, 014526 (2010).
- 150 K. Okazaki, Y. Ota, Y. Kotani, W. Malaeb, Y. Ishida, T. Shimojima, T. Kiss, S. Watanabe, C.-T. Chen, K. Kihou, C. H. Lee, A. Iyo, H. Eisaki, T. Saito, H. Fukazawa, Y. Kohori, K. Hashimoto, T. Shibauchi, Y. Matsuda, H. Ikeda, H. Miyahara, R. Arita, A. Chainani, S. Shin, *Science* **337**, 1314 (2012).
- 151 F. Hardy et al., *arXiv:1309.5654* .
- 152 S. Maiti, M. Korshunov, and A.V. Chubukov, *Phys. Rev.* **85**, 014511 (2012).
- 153 T. Tzen Ong, P. Coleman, J. Schmalian, *arXiv: 1410.3554*.
- 154 F. Kretzschmar, B. Muschler, T. Bohm, A. Baum, R. Hackl, Hai-Hu Wen, V. Tsurkan, J. Deisenhofer, and A. Loidl, *Phys. Rev. Lett.* **110**, 187002 (2013).
- 155 R. M. Fernandes, A. Chubukov, and J. Schmalian, *Nat. Phys.* **10**, 97 (2014).
- 156 Y. Gallais and I. Paul, *arXiv:1508.01319*.
- 157 , R.M. Fernandes, and A.J. Millis, *Phys. Rev. Lett.* **111**, 127001 (2013).
- 158 G. Livanas, A. Aperis, P. Kotetes and G. Varelogiannis, *Phys. Rev. B* **91**, 104502 (2015).
- 159 J. Kang, A.F. Kemper, and R.M. Fernandes, *Phys. Rev. Lett.* **113**, 217001 (2014).
- 160 A. Bardasis and J. R. Schrieffer, *Phys. Rev.* **121**, 1050 (1961).
- 161 D. J. Scalapino and T. P. Devereaux, *Phys. Rev. B* **80**, 140512 (2009).
- 162 T. Bohm, A. F. Kemper, B. Moritz, F. Kretzschmar, B. Muschler, H.-M. Eiter, R. Hackl, T.P. Devereaux, D. J. Scalapino, and H.-H. Wen *Phys. Rev. X* **4**, 041046 (2014).
- 163 V. K. Thorsmolle, M. Khodas, Z. P. Yin, Chenglin Zhang, S. V. Carr, Pengcheng Dai, G. Blumberg, *arXiv:1410.6456* (2014).
- 164 Andrey V. Chubukov, Ilya Eremin, and Maxim M. Korshunov *Phys. Rev. B* **79**, 220501(R) (2009).
- 165 A. E. Böhrer, F. Hardy, F. Eilers, D. Ernst, P. Adelman, P. Schweiss, T. Wolf, and C. Meingast, *Phys. Rev. B* **87**, 180505 (2013).
- 166 S.-H. Baek, D. V. Efremov, J. M. Ok, J. S. Kim, J. van den Brink, and B. Büchner, *Nat Mater* **14**, 210 (2014).
- 167 A. E. Böhrer, T. Arai, F. Hardy, T. Hattori, T. Iye, T. Wolf, H. v. Löhneysen, K. Ishida, and C. Meingast, *Phys. Rev. Lett.* **114**, 027001 (2015).
- 168 T. Imai, K. Ahilan, F. L. Ning, T. M. McQueen, and R. J. Cava, *Phys. Rev. Lett.* **102**, 177005 (2009).
- 169 F. Wang, S. Kivelson, and D.-H. Lee, *ArXiv e-prints* (2015), *arXiv:1501.00844*.
- 170 A. V. Chubukov, R. M. Fernandes, and J. Schmalian, *Phys. Rev. B* **91**, 201105 (2015).
- 171 R. Yu and Q. Si, *ArXiv e-prints* (2015), *arXiv:1501.05926*.
- 172 S. Medvedev, T. M. McQueen, I. A. Troyan, T. Palasyuk, M. I. Erements, R. J. Cava, S. Naghavi, F. Casper, V. Ksenofontov, G. Wortmann, and C. Felser, *Nat. Mater.* **8**, 630 (2009).
- 173 Y. Lubashevsky, E. Lahoud, K. Chashka, D. Podolsky, A. Kanigel, *Nat Phys* **8**, 309 (2012).
- 174 K. Okazaki et al. , *Sci Rep* **4**, 4109 (2014).

- ¹⁷⁵ S. Kasahara, T. Watashige, T. Hanaguri, Y. Kohsaka, T. Yamashita, Y. Shimoyama, Y. Mizukami, R. Endo, H. Ikeda, K. Aoyama, T. Terashima, S. Uji, T. Wolf, H. von Löhneysen, T. Shibauchi, and Y. Matsuda, *Proc. Natl. Acad. Sci. USA* **111**, 16309 (2014).
- ¹⁷⁶ K. Nakayama, Y. Miyata, G. N. Phan, T. Sato, Y. Tanabe, T. Urata, K. Tanigaki, and T. Takahashi, *Phys. Rev. Lett.* **113**, 237001 (2014).
- ¹⁷⁷ J. Maletz, V. B. Zabolotnyy, D. V. Evtushinsky, S. Thirupathiah, A. U. B. Wolter, L. Harnagea, A. N. Yaresko, A. N. Vasiliev, D. A. Chareev, A. E. Böhmer, F. Hardy, T. Wolf, C. Meingast, E. D. L. Rienks, B. Büchner, and S. V. Borisenko, *Phys. Rev. B* **89**, 220506 (2014).
- ¹⁷⁸ T. Shimojima, Y. Suzuki, T. Sonobe, A. Nakamura, M. Sakano, J. Omachi, K. Yoshioka, M. Kuwata-Gonokami, K. Ono, H. Kumigashira, A. E. Böhmer, F. Hardy, T. Wolf, C. Meingast, H. v. Löhneysen, H. Ikeda, and K. Ishizaka, *Phys. Rev. B* **90**, 121111 (2014).
- ¹⁷⁹ M. D. Watson, T. K. Kim, A. A. Haghighirad, N. R. Davies, A. McCollam, A. Narayanan, S. F. Blake, Y. L. Chen, S. Ghannadzadeh, A. J. Schofield, M. Hoesch, C. Meingast, T. Wolf, and A. I. Coldea, *Phys. Rev. B* **91**, 155106 (2015).
- ¹⁸⁰ P. Zhang, T. Qian, P. Richard, X. P. Wang, H. Miao, B. Q. Lv, B. B. Fu, T. Wolf, C. Meingast, X. X. Wu, Z. Q. Wang, J. P. Hu, and H. Ding, *Phys. Rev. B* **91**, 214503 (2015).
- ¹⁸¹ Y. Suzuki, T. Shimojima, T. Sonobe, A. Nakamura, M. Sakano, H. Tsuji, J. Omachi, K. Yoshioka, M. Kuwata-Gonokami, T. Watashige, R. Kobayashi, S. Kasahara, T. Shibauchi, Y. Matsuda, Y. Yamakawa, H. Kontani, and K. Ishizaka, *arXiv:1504.00980*.
- ¹⁸² Y. Zhang, M. Yi, Z.-K. Liu, W. Li, J. J. Lee, R. G. Moore, M. Hashimoto, N. Masamichi, H. Eisaki, S.-K. Mo, Z. Hussain, T. P. Devereaux, Z.-X. Shen, and D. H. Lu, *arXiv:1503.01556*.
- ¹⁸³ T. Terashima, N. Kikugawa, A. Kiswandhi, E.-S. Choi, J. S. Brooks, S. Kasahara, T. Watashige, H. Ikeda, T. Shibauchi, Y. Matsuda, T. Wolf, A. E. Böhmer, F. Hardy, C. Meingast, H. v. Löhneysen, M.-T. Suzuki, R. Arita, and S. Uji, *Phys. Rev. B* **90**, 144517 (2014).
- ¹⁸⁴ T. Watashige, Y. Tsutsumi, T. Hanaguri, Y. Kohsaka, S. Kasahara, A. Furusaki, M. Sigrist, C. Meingast, T. Wolf, H. v. Löhneysen, T. Shibauchi, Y. Matsuda, *Phys. Rev. X* **5**, 031022 (2015).
- ¹⁸⁵ A. Kreisel, S. Mukherjee, P. J. Hirschfeld and B.M. Andersen, *Phys. Rev. B* **92**, 224515 (2015).
- ¹⁸⁶ L. Zhao, A. Liang, D. Yuan, Y. Hu, D. Liu, J. Huang, S. He, Bing Shen, Y. Xu, X. Liu, L. Yu, G. Liu, H. Zhou, Y. Huang, X. Dong, F. Zhou, Z. Zhao, C. Chen, Z. Xu, X. J. Zhou, *arXiv:1505.06361*.
- ¹⁸⁷ K. Kuroki, S. Onari, R. Arita, H. Usui, Y. Tanaka, H. Kontani, and H. Aoki, *Phys. Rev. Lett.* **101**, 087004.
- ¹⁸⁸ J. Guo, S. Jin, G. Wang, S. Wang, K. Zhu, T. Zhou, M. He, and X. L. Chen, *Phys. Rev. B* **82**, 180520(R) (2010); Daixiang Mou, Lin Zhao, and Xingjiang Zhou, *Front. Phys.* **6**, 410 (2011); E. Dagotto, *Rev. Mod. Phys.* **85**, 849 (2013); R. Yu, Q. Si, P. Goswami, E. Abrahams, *J. Phys.: Conf. Ser.* **449**, 012025 (2013).
- ¹⁸⁹ T. Qian et al., *Phys. Rev. Lett.* **106**, 187001 (2011), Y. Zhang et al., *Nat. Mat.* **10**, 273 (2011). X.-P. Wang et al., *Europhys. Lett.* **93**, 57001 (2011).
- ¹⁹⁰ F. Wang, F. Yang, M. Gao, Z.-Yi Lu, T. Xiang, D.-H. Lee, *Europhys. Lett.* **93**, 57003 (2011).
- ¹⁹¹ I. I. Mazin, *Phys. Rev. B* **84**, 024529 (2011).
- ¹⁹² A. Kreisel, T. Maier, Y. Wang, D. J. Scalapino and P. J. Hirschfeld, *Phys. Rev. B* **88**, 094522 (2013).
- ¹⁹³ J. T. Park et al., *Phys. Rev. Lett.* **107**, 177005 (2011); G. Friemel et al., *Phys. Rev. B* **85**, 140511 (2012).
- ¹⁹⁴ M. Xu et al., *Phys. Rev. B* **85**, 220504 (2012).
- ¹⁹⁵ S. Pandey, A. V. Chubukov, and M. Khodas *Phys. Rev. B* **88**, 224505 (2013).
- ¹⁹⁶ E. M. Nica, R. Yu, and Q. Si, *arXiv:1505.04170*.
- ¹⁹⁷ Q. Y. Wang, *et al*, *Chin. Phys. Lett.* **29**, 037402 (2012)
- ¹⁹⁸ Shaolong He *et al* *Nature Materials* **12**, 605 (2013).
- ¹⁹⁹ J.-F. Ge, Z.-L. Liu, C. Liu, C.-L. Gao, D. Qian, Q.-K. Xue, Y. Liu, and J.-F. Jia, *arXiv:1406.3435* (unpublished).
- ²⁰⁰ X. Liu et al, *Nat. Comm.* **5**, 5047 (2014).
- ²⁰¹ H.-Y. Cao, S. Tan, H. Xiang, D. L. Feng, and X.-G. Gong, *Phys. Rev. B* **89**, 014501 (2014).
- ²⁰² T. Berlijn, H.-P. Cheng, P. J. Hirschfeld and W. Ku, *Phys. Rev. B* **89**, 020501 (2014).
- ²⁰³ J. J. Lee et al., *Nature* **515**, 245 (2014).
- ²⁰⁴ L. Rademaker, Y. Wang, T. Berlijn, and S. Johnston, *arXiv:1507.03967*.
- ²⁰⁵ B. Li, Z. W. Xing, G. Q. Huang, and D. Y. Xing, *J. Appl. Phys.* **115**, 193907 (2014).
- ²⁰⁶ S. Coh, M. L. Cohen, S. G. Louie, *New J. Phys.* **17** (2015) 073027.
- ²⁰⁷ Y. Y. Xiang, F. Wang, D. Wang., Q. H. Wang, and D.-H. Lee, *Phys. Rev. B* **86**, 134508 (2012).
- ²⁰⁸ Q. Fan, W. H. Zhang, X. Liu, Y. J. Yan, M. Q. Ren, R. Peng, H. C. Xu, B. P. Xie, J. P. Hu, T. Zhang, D. L. Feng, *arXiv:1504.02185*
- ²⁰⁹ Y. Bang, *New J. Phys.* **16**, 023029 (2014).
- ²¹⁰ X. Chen, A. Linscheid, S. Maiti, and P. J. Hirschfeld, *arXiv:1508.04782*
- ²¹¹ L. P. Gor'kov and T. K. Melik-Barkhudarov, *Sov. Phys. JETP* **13**, 1018 (1961).
- ²¹² D. van der Marel, J. L. M. van Mechelen, and I. I. Mazin, *Phys. Rev. B* **84**, 205111 (2011).
- ²¹³ D. H. Lee, *arXiv:1508.02461*.
- ²¹⁴ M. Burrard-Lucas, D. G. Free, S. J. Sedlmaier, J. D. Wright, S. J. Cassidy, Y. Hara, A. J. Corkett, T. Lancaster, P. J. Baker, S. J. Blundell, and S. J. Clarke, *Nat. Mater.* **12**, 15 (2013).
- ²¹⁵ S. J. Sedlmaier, S. J. Cassidy, R. G. Morris, M. Drakopoulos, C. Reinhard, S. J. Moorhouse, D. O'Hare, P. Manuel, D. Khalyavin, and S. J. Clarke, *J. Am. Chem. Soc.* **136**, 630 (2014).

- 216 H. Sun, D. N. Woodruff, S. J. Cassidy, G. M. Allcroft, S. J. Sedlmaier, A. L. Thompson, P. A. Bingham, S. D. Forder, S. Cartenet, N. Mary, S. Ramos, F. R. Foronda, B. J. Williams, X. Li, S. J. Blundell, and S. J. Clarke, arXiv:1408.4350 (unpublished).
- 217 T. Noji, T. Hatakeda, S. Hosono, T. Kawamata, M. Kato, and Y. Koike, *Physica C* **504**, 8 (2014).
- 218 T. P. Ying, X. L. Chen, G. Wang, S. F. Jin, T. T. Zhou, X. F. Lai, H. Zhang, and W. Y. Wang, *Sci. Rep.* **2**, 426 (2012).
- 219 E.-W. Scheidt, V. R. Hathwar, D. Schmitz, A. Dunbar, W. Scherer, F. Mayr, V. Tsurkan, J. Deisenhofer, and A. Loidl, *Eur. Phys. J. B* **85**, 279 (2012).
- 220 A. Krzton-Maziopa, E. V. Pomjakushina, V. Yu. Pomjakushin, F. von Rohr, A. Schilling, and K. Conder, *J. Phys.: Condens. Matter* **24**, 382202 (2012).
- 221 D. Guterding, H. Jeschke, P.J. Hirschfeld, and R. Valenti, *Phys. Rev. B* **91**, 041112 (2015).
- 222 X. F. Lu, N. Z. Wang, H. Wu, Y. P. Wu, D. Zhao, X. Z. Zeng, X. G. Luo, T. Wu, W. Bao, G. H. Zhang, F. Q. Huang, Q. Z. Huang and X. H. Chen, *Nat. Mat.* **14**, 325 (2015).
- 223 L. Zhao, A. Liang, D. Yuan, Y. Hu, D. Liu, J. Huang, S. He, Bing Shen, Y. Xu, X. Liu, L. Yu, G. Liu, H. Zhou, Y. Huang, X. Dong, F. Zhou, Z. Zhao, C. Chen, Z. Xu, X. J. Zhou, arXiv:1505.06361.
- 224 Z. Du, X. Yang, H. Lin, D. Fang, G. Du, J. Xing, H. Yang, X. Zhu, H.-H. Wen, arXiv:1506.04645.
- 225 S. He et al, *Nat. Mat.* **12**, 605 (2013).
- 226 H. Miao, T. Qian, X. Shi, P. Richard, T. K. Kim, M. Hoesch, L. Y. Xing, X. C. Wang, C. Q. Jin, J. P. Hu and H. Ding, *Nat. Commun* **6**, 6056 (2015).
- 227 L.-H. Hu, W.-Q. Chen, and F.-C. Zhang, arXiv:1502.04285.
- 228 Z. Leong and P. Phillips, arXiv:1506.04762.
- 229 W.-C. Lee, S.-C. Zhang, and C. Wu, *Phys. Rev. Lett.* **102**, 217002 (2009).
- 230 A. V. Balatsky, P. Kumar, and J. R. Schrieffer, *Phys. Rev. Lett.* **84**, 4445(2000).
- 231 C. Platt, R. Thomale, C. Honerkamp, S.-C. Zhang, and W. Hanke, *Phys. Rev. B* **85**, 180502 (2012).
- 232 M. Khodas and A.V. Chubukov, *Phys. Rev. Lett.* **108**, 247003 (2012).
- 233 S. Maiti and P.J. Hirschfeld, arXiv:1507.07501.
- 234 T. Watashige, Y. Tsutsumi, T. Hanaguri, Y. Kohsaka, S. Kasahara, A. Furusaki, M. Sigrist, C. Meingast, T. Wolf, H. v. Lohneysen, T. Shibauchi, Y. Matsuda, arXiv:1504.02258.
- 235 M. Sigrist, K. Kuboki, P. A. Lee, A. J. Millis, and T. M. Rice, *Phys. Rev. B* **53**, 2835 (1996).
- 236 V. Stanev and Z. Tesanovic, *Phys. Rev. B* **81**, 134522 (2010); see also B. J. Wilson and M. P. Das, *J Phys: Condens. Matter* **25** 10 (2013) 425702.
- 237 S. Maiti, M. Sigrist and A.V. Chubukov, arXiv:1412.7439
- 238 M. Marciani, L. Fanfarillo, C. Castellani, and L. Benfatto, *Phys. Rev. B* **88**, 214508 (2013).
- 239 J. Garaud and E. Babaev, *Phys. Rev. Lett.* **112**, 017003 (2014)
- 240 J. Hu, *Phys. Rev. X* **3**, 031004 (2013).
- 241 N. Hao and J. Hu, *Phys. Rev. B* **89**, 045144 (2014).
- 242 J. Hu and N. Hao, *Phys. Rev. X* **2**, 021009 (2012).
- 243 C. N. Yang, *Phys. Rev. Lett.* **63**, 2144 (1989).
- 244 R. T. Scalettar, R. R. P. Singh, and S. Zhang, *Phys. Rev. Lett.* **67**, 370 (1991).
- 245 N. E. Bickers, *Phys. Rev. B* **45**, 7418 (1992).
- 246 C.-L. Song, Y.-L. Wang, Y.-P. Jiang, L. Wang, K. He, X. Chen, J. E. Hoffman, X.-C. Ma, and Q.-K. Xue, *Phys. Rev. Lett.* **109**, 137004 (2012).
- 247 C.-H. Lin, C.-P. Chou, W.-G. Yin, and W. Ku, arXiv:1403.3687 (2014).
- 248 J. Yuan and J. Hu, arXiv 1403.6240.
- 249 O. K. Andersen and L. Boeri, *Ann. Phys.* **523**, 8 (2011).
- 250 V. Cvetkovic and O. Vafeck, *Phys. Rev. B* **88**, 134510 (2013).
- 251 M. Tomić, H. O. Jeschke, and R. Valent *Phys. Rev. B* **90**, 195121 (2014).
- 252 Y. Wang, T. Berlijn, T. A. Maier, P. J. Hirschfeld, and D. J. Scalapino, *Phys. Rev. Lett.* **114**, 107002 (2015).
- 253 P.J. Hirschfeld and W.A. Atkinson, *J. Low Temp. Phys.* **126**, 881 (2002).
- 254 A.V. Balatsky, I. Vekhter, and J.-X. Zhu, *Rev. Mod. Phys.* **78**, 373 (2006).
- 255 H. Alloul, J. Bobroff, M. Gabay and P.J. Hirschfeld, *Rev. Mod. Phys.* **81**, 45 (2009).
- 256 D. Markowitz and L. P. Kadanoff, *Phys. Rev.* **131**, 563 (1963).
- 257 G. Preosti and P. Muzikar, *Phys. Rev. B* **54**, 3489 (1996).
- 258 A.A. Golubov and I.I. Mazin, *Phys. Rev. B* **55**, 15146 (1997).
- 259 M.L. Kulić and O.V. Dolgov, *Phys. Rev. B* **60**, 13062(1999).
- 260 A. Abrikosov and L. P. Gorkov, *Zh. Eksp. Teor. Fiz.* **39**, 1781 (1960); *Sov. Phys. JETP* **12**, 1243 (1961).
- 261 D. Parker, O.V. Dolgov, M.M. Korshunov, A.A. Golubov, and I.I. Mazin, *Phys. Rev. B* **78**, 134524 (2008).
- 262 A.V. Chubukov, D. Efremov, and I. Eremin, *Phys. Rev. B* **78**, 134512 (2008).
- 263 Y. Senga and H. Kontani, *J. Phys. Soc. Jpn.* **77**, 113710 (2008); Y. Senga and H. Kontani, *New J. Phys.* **11**, 035005 (2009).
- 264 Y. Bang, H.-Y. Choi, and H. Won, *Phys. Rev. B* **79**, 054529 (2009).
- 265 S. Onari and H. Kontani, *Phys. Rev. Lett.* **103**, 177001 (2009).
- 266 J. Li, Y. F. Guo, S. B. Zhang, J. Yuan, Y. Tsuji- moto, X. Wang, C. I. Sathish, Y. Sun, S. Yu, W. Yi, K. Yamaura, E. Takayama-Muromachiu, Y. Shirako, M. Akaogi, and H. Kontani, *Phys. Rev. B* **85**, 214509 (2012).
- 267 Y. Li, et al., *New J. Phys.* **12**, 083008 (2010).
- 268 Y. Nakajima, et al., *Phys. Rev. B* **82**, 220504 (2010).

- ²⁶⁹ M. Tropeano, et al., Phys. Rev. B 81, 184504 (2010).
- ²⁷⁰ Y. Wang, V. Mishra, A. Kreisel, and P.J. Hirschfeld, Phys. Rev. B 87, 094504 (2013).
- ²⁷¹ R. Prozorov, M. Kończykowski, M. A. Tanatar, A. Thale, S. L. Bud’ko, P. C. Canfield, V. Mishra, and P. J. Hirschfeld, Phys. Rev. X 4, 041032 (2014).
- ²⁷² C. J. van der Beek et al 2013 J. Phys.: Conf. Ser. 449 012023 doi:10.1088/1742-6596/449/1/012023
- ²⁷³ Y. Mizukami, M. Konczykowski, Y. Kawamoto, S. Kurata, S. Kasahara, K. Hashimoto, V. Mishra, A. Kreisel, Y. Wang, P. J. Hirschfeld, Y. Matsuda, and T. Shibauchi, Nat. Comm. 5, 5657 (2014).
- ²⁷⁴ M.M. Korshunov, D.V. Efremov, A.A. Golubov, O.V. Dolgov Phys. Rev. B 90, 134517 (2014) .
- ²⁷⁵ M. G. Kim, A. Kreyssig, A. Thaler, D. K. Pratt, W. Tian, J. L. Zarestky, M. A. Green, S. L. Budko, P. C. Canfield, R. J. McQueeney, and A. I. Goldman, Phys. Rev. B 82, 220503 (2010).
- ²⁷⁶ D. S. Inosov, G. Friemel, J. T. Park, A. C.Walters, Y. Texier, Y. Laplace, J. Bobroff, V. Hinkov, D. L. Sun, Y. Liu, R. Khasanov, K. Sedlak, Ph. Bourges, Y. Sidis, A. Ivanov, C. T. Lin, T. Keller, and B. Keimer, Phys. Rev. B 87, 224425 (2013).
- ²⁷⁷ M.N. Gastiasoro, B.M. Andersen, Phys. Rev. Lett. 113, 067002 (2014).
- ²⁷⁸ B. M. Andersen, P. J. Hirschfeld, A. P. Kampf and M. Schmid, Phys. Rev. Lett. 99, 147002 (2007).
- ²⁷⁹ F. Hammerath, P. Bonf, S. Sanna, G. Prando, R. De Renzi, Y. Kobayashi, M. Sato, and P. Carretta Phys. Rev. B 89, 134503 (2014).
- ²⁸⁰ A. J. Millis, D. K. Morr, and J. Schmalian Phys. Rev. Lett. 87, 167202 (2001).
- ²⁸¹ R. Beaird, I. Vekhter, and Jian-Xin Zhu, Phys. Rev. B 86, 140507(R) (2012).
- ²⁸² S. Grothe, Shun Chi, P. Dosanjh, Ruixing Liang, W. N. Hardy, S. A. Burke, D. A. Bonn, and Y. Pennec, Phys. Rev. B 86, 174503 (2012).
- ²⁸³ H. Yang, Z. Wang, D. Fang, Q. Deng, Q.-H. Wang, Y.-Y. Xiang, Y. Yang, H.-H. Wen Nature Communications 4:3010 (2013).
- ²⁸⁴ T. Kariyado and M. Ogata, J. Phys. Soc. Jpn. 79, 083704 (2010).
- ²⁸⁵ M.N. Gastiasoro, P.J. Hirschfeld, and B.M. Andersen, Phys. Rev. B 88, 220509 (2013) .
- ²⁸⁶ Q.-E. Wang, Z.-J. Yao, and F.-C. Zhang, Europhys. Lett. 101, 57002 (2013).
- ²⁸⁷ J-X. Yin, Z. Wu, J-H. Wang, Z-Y. Ye, J. Gong, X-Y. Hou, L. Shan, A. Li, X-J. Liang, X-X. Wu, J. Li, C-S. Ting, Z-Q. Wang, J-P. Hu, P-H. Hor, H. Ding and S. H. Pan, Nat. Phys. 11, 543 (2015).
- ²⁸⁸ D.V. Efremov, M.M. Korshunov, O.V. Dolgov, A.A. Golubov, and P.J. Hirschfeld, Phys. Rev. B 84, 180512 (2011).
- ²⁸⁹ Note that this is equivalent to the “thermodynamic” average of the multiband average of the electron-phonon coupling that renormalizes the electronic mass in, e.g., MgB₂. I.I. Mazin and V.P. Antropov, Physica C 385, 49 (2003).
- ²⁹⁰ V. Mishra, G. Boyd, S. Graser, T. Maier, P.J. Hirschfeld, and D.J. Scalapino, Phys. Rev. B 79, 094512 (2009).
- ²⁹¹ P. T. Sprunger, L. Petersen, E. W. Plummer, E. Laegsgaard, and F. Besenbacher, Science 275, 1764 (1997).
- ²⁹² P.J. Hirschfeld, I. Eremin, and I.I. Mazin, arXiv:1507.08317.
- ²⁹³ A. Kreisel, P. Choubey, T. Berlijn, W. Ku, B. M. Andersen, and P. J. Hirschfeld, Phys. Rev. Lett. 114, 217002 (2015).
- ²⁹⁴ L. Capriotti, D. J. Scalapino, and R. D. Sedgewick, Phys. Rev. B 68, 014508 (2003).
- ²⁹⁵ T. S. Nunner, W. Chen, B. M. Andersen, A. Melikyan, and P. J. Hirschfeld, Phys. Rev. B 73, 104511 (2006).
- ²⁹⁶ T. Pereg-Barnea and M. Franz, Phys. Rev. B 78, 020509 (2008).
- ²⁹⁷ T. Hanaguri, Y. Kohsaka, M. Ono, M. Maltseva, P. Coleman, I. Yamada, M. Azuma, M. Takano, K. Ohishi, and H. Takagi, Science 323, 923 (2009).
- ²⁹⁸ F. Wang, H. Zhai, and D. Lee, Phys. Rev. B 81, 184512 (May 2010)
- ²⁹⁹ A. Akbari, J. Knolle, I. Eremin, and R. Moessner, Phys. Rev. B 82, 224506 (2010).
- ³⁰⁰ M. Maltseva and P. Coleman, Phys. Rev. B 80, 144514.
- ³⁰¹ See for example, M. Tinkham, *Introduction to Superconductivity*, McGraw-Hill: New York, 1996.