

Rossby Wave Green's Functions in an Azimuthal Wind

G.M. Webb¹ C. T. Duba² and Q. Hu^{1,3}

¹CSPAR, The University of Alabama in Huntsville,
Huntsville, AL 35805, USA

²Department of Mathematics and Statistics,
Durban University of Technology,
Steve Biko Campus, Durban 4001 South Africa

³Department of Space Science, The University of Alabama in Huntsville,
Huntsville, AL 35899, USA

Submitted to Geophysical and Astrophysical Fluid Dynamics,
January 18, 2021

Abstract

Green's functions for Rossby waves in an azimuthal wind are obtained, in which the stream-function ψ depends on r , ϕ and t , where r is cylindrical radius and ϕ is the azimuthal angle in the β -plane relative to the easterly direction, in which the x -axis points east and the y -axis points north. The Rossby wave Green's function with no wind is obtained using Fourier transform methods, and is related to the previously known Green's function obtained for this case, which has a different but equivalent form to the Green's function obtained in the present paper. We emphasize the role of the wave eikonal solution, which plays an important role in the form of the solution. The corresponding Green's function for a rotating wind with azimuthal wind velocity $\mathbf{u} = \Omega r \mathbf{e}_\phi$ ($\Omega = \text{const.}$) is also obtained by Fourier methods, in which the advective rotation operator in position space is transformed to a rotation

operator in \mathbf{k} transform space. The finite Rossby deformation radius is included in the analysis. The physical characteristics of the Green's functions are delineated and applications are discussed. In the limit as $\Omega \rightarrow 0$, the rotating wind Green's function reduces to the Rossby wave Green function with no wind.

1 Introduction

Rotating planetary atmospheres admit the propagation of a range of different wave modes. At frequencies ω above the acoustic-gravity wave cut-off $\Omega_s = c_s/(2h)$ (c_s is the adiabatic sound speed and h is the gravitational scale height), the equations admit high frequency acoustic-gravity waves. Below the acoustic cut-off, but above the Brunt-Väisälä frequency N , the waves are evanescent. Below the Brunt frequency N , and above the Coriolis frequency f_0 , there exist dispersive, anisotropic, inertial-gravity waves. Rossby waves propagate at frequencies ($\omega < f_0$) below the Coriolis frequency f_0 (e.g. Eckart (1960), Pedlosky (1987)).

Rossby waves on a rotating planet are described in classical texts by Gill (1982), Pedlosky (1987) and Vallis (2006). Rossby waves are planetary scale waves, that arise from the latitudinal variation of the vertical component of the Coriolis force, known as the β -effect, which is closely related to the concept of the conservation of potential vorticity (e.g. Vallis (2006), p. 178-183). The dispersion and anisotropic propagation of these waves are best understood by using the wave normal curve in wave number space ($\mathbf{k} = (k_x, k_y)^T$ -space) at a fixed frequency ω (Longuet-Higgins (1964), Lighthill (1978)) which consists of a circle in \mathbf{k} -space, with center displaced westward ($k_x < 0$) along the k_x -axis, with center $(k_x, k_y) = (-\beta/(2\omega), 0)$, and with diameter β/ω . The phase velocity of the wave is westward, but the group velocity can be both eastward or westward, depending on the wave number (e.g. Duba and McKenzie (2012), McKenzie (2014)). Duba et al. (2014) describe Rossby wave patterns in zonal and meridional winds.

McKenzie and Webb (2015) investigated Rossby waves in a rotating wind. They obtained analytical solutions for the waves, in which the stream function ψ depends on (r, ϕ, t) where r is cylindrical radius, ϕ is the azimuthal angle measured in the β -plane relative to the easterly direction (in the horizontal β -plane, the x -axis points east, and the y -axis points north). They investigated solutions for $\psi(r, \phi, t)$ that are 2π -periodic, in ϕ , and consist of a superposition of Bessel functions of the form:

$$\psi(r, \phi, t) = \sum_{n=-\infty}^{\infty} a_n J_n(kr) \exp[i(\omega t - n\phi)]. \quad (1.1)$$

It was shown that solutions exist in which the expansion coefficients $\{a_n\}$ (n an integer), satisfy three-term recurrence relations. The recurrence relations were analyzed by using Fourier-Floquet analysis, which shows that the solutions for ψ can be interpreted in terms of three-wave interactions. The recurrence relations have solutions in terms of Bessel functions in which the $a_n \propto J_{n-\bar{\omega}}(a)$ where $\bar{\omega} = \omega/\Omega$ and $a = \beta/(k\Omega)$ where Ω is the angular velocity of the wind about the local vertical z -axis. The solutions for the $\{a_n\}$ when substituted in (1.1) give rise to Neumann series that can be summed up to give the solution for ψ in terms of a single Bessel function. The solutions were used to illustrate the properties of Rossby waves in a rotating wind. In the long wavelength limit these solutions reduce to the classical Rossby wave solution with westward phase velocity, $V_p = -\beta k_x/k^3$, where $k^2 = k_x^2 + k_y^2$ and with dispersion equation $\omega = -\beta k_x/k^2$.

In this paper, we revisit the problem of Rossby waves in a rotating wind investigated by McKenzie and Webb (2015), by using a direct Fourier transform approach. We obtain the Rossby wave Green's function for a Dirac delta distribution source $Q = N\delta(x)\delta(y)\delta(t)$ in the stream function equation for Rossby waves, where N is a normalization constant. We study both the case of Rossby waves in the absence of a rotating wind (i.e. $\Omega = 0$) and also the case of a rotating wind. Veronis (1958) obtained the Green's function for the case of no azimuthal wind ($\Omega = 0$) and also included the effect of a finite Rossby deformation radius (the Rossby deformation radius is given by $R_d = (gH)^{1/2}/f_0$ where H is the depth of the fluid, g is the acceleration due to gravity and f_0 is the Coriolis frequency). Veronis (1958) only investigated in detail, the case $R_d \gg L$ where L is the scale length of waves of interest, for which the effects of R_d can be neglected. We obtain a different, but equivalent form of the Green's function obtained by Veronis. Our form of the Green's function applies both in the case $k_d = 1/R_d \neq 0$ and for the case $k_d = 0$. Veronis (1958) only investigated in detail the case $k_d = 0$. The wave eikonal (i.e. the wave dispersion equation, written as a first order partial differential equation for the wave phase S) plays an important role in the analysis. This is to be expected from the analysis of the group velocity of the waves based on the wave normal diagram and the method of stationary phase, which is used for example by McKenzie (2014) in the analysis of Rossby waves for a finite Rossby deformation radius. Rhines (2003) discusses the Green's function for a harmonic time source located at $(x, y) = (0, 0)$, and refers to a more complete analysis of Rossby wave Green's functions by Dickinson (1968, 1969a,b).

The basic Rossby wave model is described in Section 2. In Section 3, we derive the Rossby wave Green's function for the case of no wind ($\Omega = 0$) and with source term $Q \propto \delta(x)\delta(y)\delta(t)$. In Section 4, this solution is generalized to the case of a Rossby wave in a rotating wind, with azimuthal wind velocity $\mathbf{U} = \Omega r \mathbf{e}_\phi$, where \mathbf{e}_ϕ

is a unit vector in the azimuthal direction. The solutions in Section 3 and Section 4 are obtained by Fourier transform methods. Section 5 presents illustrative examples and applications of the solutions are discussed. Appendix A discusses solutions of the wave eikonal equation for Rossby waves in the non-rotating wind case. The wave eikonal equation is the nonlinear first order partial differential equation that results from setting $\omega = -S_t$ and $\mathbf{k} = \nabla S$ in the Rossby wave dispersion equation. Non-linear solutions of the wave eikonal equation are identified in the Green's function solution obtained by Fourier analysis. Appendix B and Appendix C describe the relationship between the Veronis (1958) Green's function and the present analysis. Section 6 concludes with a summary and discussion.

2 The Model

We use the classical linearized Rossby wave equation for the stream function $\psi(x, y, t)$ on a β -plane, which has the form:

$$\left(\frac{\partial}{\partial t} + \mathbf{U} \cdot \nabla \right) (\nabla_{\perp}^2 \psi - k_d^2 \psi) + \beta \frac{\partial \psi}{\partial x} = Q, \quad (2.1)$$

where

$$\zeta = (\nabla \times \mathbf{u}) \cdot \mathbf{e}_z = \nabla_{\perp}^2 \psi = \psi_{xx} + \psi_{yy}, \quad (2.2)$$

is the fluid vorticity in the local vertical direction in the β -plane. In the β -plane approximation, the z -axis is the local vertical direction perpendicular to the Earth's surface. The β -parameter is related to the Coriolis parameter f via the equations:

$$f = 2\Omega_E \sin \theta_0 + \beta y, \quad \beta = 2 \frac{\Omega_E}{R} \cos \theta_0, \quad (2.3)$$

where the β -plane is centered on latitude θ_0 on a planet of radius R , rotating with an angular frequency Ω_E and the x and y coordinates are local Cartesian coordinates pointing east and north respectively. The β -effect is maximal at the equator ($\theta = 0$) and zero at the poles ($\theta = \pm\pi/2$). The local fluid velocity perturbation

$$\mathbf{u} = (u, v, 0) = \mathbf{e}_z \times \nabla \psi = (-\psi_y, \psi_x, 0). \quad (2.4)$$

The wavenumber k_d in (2.1) is the inverse of the Rossby deformation radius R_d , i.e.

$$k_d = \frac{1}{R_d}, \quad R_d = \sqrt{gH/f_0^2} = \frac{c}{f_0} \quad \text{where} \quad c = \sqrt{gH}, \quad (2.5)$$

is the shallow water speed, g is the acceleration due to gravity, $f_0 = 2\Omega_E \sin \theta_0$ is the Coriolis parameter, and H is the effective fluid depth in a shallow water

approximation (see e.g. Veronis 1958; Vallis 2006; Pedlosky 1987). The stream function ψ is related to the deviation of the height η by the equation $\eta = -(f_0/g)\psi$. In (2.1) the geostrophic approximation is used, and the geostrophic response time is assumed to be much larger than a half-pendulum day, i.e. $\eta_x \gg (1/f_0)\partial^2\eta/\partial t\partial y$ where η is the variable fluid depth (e.g. Veronis, 1958). McKenzie (2014) gives a more general version of the Rossby wave equation (2.1) in terms of η which includes the topographic contribution to the β effect. This amounts to replacing $\beta\psi_x$ by $(\boldsymbol{\beta} \times \nabla\psi) \cdot \mathbf{e}_z$ in (2.1) where

$$\boldsymbol{\beta} = \boldsymbol{\beta}_t + \boldsymbol{\beta}_c, \quad \boldsymbol{\beta}_t = -f_0 \left(\frac{1}{c^2} \frac{\partial c^2}{\partial x}, \frac{1}{c^2} \frac{\partial c^2}{\partial y} \right), \quad \boldsymbol{\beta}_c = \left(0, \frac{\partial f}{\partial y} \right), \quad (2.6)$$

in which $c_o = \sqrt{gH}$ is the shallow water speed at the o reference level.

We assume that the background wind velocity \mathbf{U} in the β -plane is azimuthal and has the form:

$$\mathbf{U} = U_\phi \mathbf{e}_\phi = r\Omega(r)\mathbf{e}_\phi, \quad (2.7)$$

where $\mathbf{e}_\phi = (-\sin\phi, \cos\phi, 0)^T$ is the unit vector in the azimuthal direction. We also use the Cartesian coordinates x and y , where

$$x = r \cos \phi, \quad y = r \sin \phi. \quad (2.8)$$

The main aim of the present paper is to determine the Green's function of (2.1) both for the case $\Omega \neq 0$ and also for the case $\Omega = 0$ (no-wind) case. The no wind case ($\Omega = 0$) was investigated by Veronis (1958). The Green's function for $\Omega = 0$ which we obtain has a different form than that obtained by Veronis (1958). The Green's function solutions of (2.1) have source term $Q = N\delta(x)\delta(y)\delta(t)$ on the right-hand side. For the case of a constant angular velocity $\Omega = \text{const.}$, the Rossby wave equation (2.1) can be written in the form:

$$\left[\frac{\partial}{\partial t} + \Omega \left(-y \frac{\partial}{\partial x} + x \frac{\partial}{\partial y} \right) \right] (\psi_{xx} + \psi_{yy} - k_d^2 \psi) + \beta \psi_x = Q, \quad (2.9)$$

where

$$Q = N\delta(x)\delta(y)\delta(t), \quad (2.10)$$

is the source term for the Green's function solution where N is a normalization constant. Veronis (1958) obtained the Green's function with a delta function source term for the case $\Omega = 0$ for the deviation of the height η of the fluid layer. An alternative source term:

$$Q = Q_H = N\delta(x)\delta(y) \exp(-i\omega t), \quad (2.11)$$

is sometimes used (e.g. Rhines (2003)), in order to determine the characteristics of Rossby waves with driving frequency ω . Our main emphasis is on Green's function solutions with δ -function source term (2.10).

An alternative form of the Rossby wave equation (2.1) or (2.9) is to use cylindrical polar coordinates (r, ϕ) to describe the β -plane. In terms of (r, ϕ, t) the Rossby wave equation has the form:

$$\left(\frac{\partial}{\partial t} + \Omega \frac{\partial}{\partial \phi}\right) \left[\frac{1}{r} \frac{\partial}{\partial r} \left(r \frac{\partial \psi}{\partial r} \right) + \frac{1}{r^2} \frac{\partial^2 \psi}{\partial \phi^2} - k_d^2 \psi \right] + \beta \left(\cos \phi \frac{\partial \psi}{\partial r} - \frac{\sin \phi}{r} \frac{\partial \psi}{\partial \phi} \right) = Q. \quad (2.12)$$

We restrict our analysis to the $\Omega = \text{const.}$ case. The Rossby wave equation (2.12) with $k_d = 0$ was used by McKenzie and Webb (2015) in their work on Rossby waves in a rotating wind.

3 Green's function, with no wind ($\Omega = 0$)

Proposition 3.1. *The Green's function solution of the Rossby wave equation (2.9) for the case of no azimuthal wind, with $\Omega = 0$ and with a Dirac delta function source (2.10) is given by the formula:*

$$\psi_G = -\frac{N}{2\pi} \int_0^\infty \frac{k}{k^2 + k_d^2} J_0(A) dk, \quad (3.1)$$

where $J_0(A)$ is a Bessel function of the first kind of order zero. The argument A is given by:

$$A = \left[\left(kx + \frac{\beta kt}{k^2 + k_d^2} \right)^2 + k^2 y^2 \right]^{1/2}. \quad (3.2)$$

Proof. To solve the Rossby wave equation (2.9) with source term $Q = N\delta(x)\delta(y)\delta(t)$ and with $\Omega = 0$ (no wind), we introduce the Fourier transform:

$$\bar{\psi} = \mathcal{F}(\psi) = \int_{-\infty}^\infty dt \int_{-\infty}^\infty dx \int_{-\infty}^\infty dy \exp[i(\mathbf{k} \cdot \mathbf{x} - \omega t)] \psi(\mathbf{x}, t). \quad (3.3)$$

Taking the transform of (2.9) and noting that

$$\mathcal{F}(\psi_t) = i\omega \bar{\psi}, \quad \mathcal{F}(\psi_x) = -ik_x \bar{\psi}, \quad \mathcal{F}(\psi_y) = -ik_y \bar{\psi}, \quad (3.4)$$

we obtain the Fourier transform equation:

$$-i \left[\omega (k^2 + k_d^2) + k_x \beta \right] \bar{\psi} = N, \quad (3.5)$$

with solution:

$$\bar{\psi} = \frac{iN}{[\omega(k^2 + k_d^2) + k_x\beta]} \quad \text{where} \quad k^2 = k_x^2 + k_y^2. \quad (3.6)$$

Fourier inversion of (3.6) gives

$$\psi(\mathbf{x}, t) = \frac{N}{(2\pi)^3} \int_{-\infty}^{\infty} d\omega \int_{-\infty}^{\infty} dk_x \int_{-\infty}^{\infty} dk_y \frac{i \exp[i(\omega t - \mathbf{k} \cdot \mathbf{x})]}{[\omega(k^2 + k_d^2) + k_x\beta]}, \quad (3.7)$$

as the required solution for $\psi(\mathbf{x}, t)$.

Using cylindrical polar coordinates in (x, y) and (k_x, k_y) space, i.e.

$$(x, y) = r(\cos \phi, \sin \phi), \quad (k_x, k_y) = k(\cos \Phi, \sin \Phi), \quad (3.8)$$

the solution (3.7) takes the form:

$$\psi(\mathbf{x}, t) = \frac{iN}{(2\pi)^3} \int_{-\infty}^{\infty} d\omega \int_0^{\infty} dk \frac{k}{k^2 + k_d^2} \int_0^{2\pi} d\Phi \frac{\exp[i(\omega t - kr \cos(\Phi - \phi))]}{(\omega - \omega_p)}, \quad (3.9)$$

where the integrand in (3.9) has a pole in the complex ω -plane at

$$\omega = \omega_p = -\frac{\beta k \cos \Phi}{k^2 + k_d^2}. \quad (3.10)$$

Because $t > 0$, is required by causality, the contour integral in (3.9) must be closed in the $\text{Im}(\omega) > 0$ half plane and the contour is deformed below the pole on the $\text{Re}(\omega)$ axis (causality requires outgoing waves, by the Lighthill causality condition). Using the Residue theorem we obtain:

$$\psi = -\frac{N}{4\pi^2} \int_0^{\infty} dk \frac{k}{k^2 + k_d^2} \int_0^{2\pi} d\Phi \exp \left(-i \left[\frac{\beta k \cos \Phi}{k^2 + k_d^2} t + kr \cos(\Phi - \phi) \right] \right). \quad (3.11)$$

The argument of the exponential function in (3.11) can be written in the form:

$$\begin{aligned} \zeta &= -i \left[\frac{\beta(k \cos \Phi)t}{k^2 + k_d^2} + kr [\cos \Phi \cos \phi + \sin \Phi \sin \phi] \right] \\ &= -i \left[\left(kx + \frac{\beta kt}{k^2 + k_d^2} \right) \cos \Phi + ky \sin \Phi \right] \\ &= -iA \sin(\Phi + \epsilon) \end{aligned} \quad (3.12)$$

where

$$A \sin \epsilon = kx + \frac{\beta kt}{k^2 + k_d^2}, \quad A \cos \epsilon = ky. \quad (3.13)$$

Without loss of generality, we assume $A > 0$. Solving (3.13) for A and ϵ we obtain:

$$A = \left[\left(kx + \frac{\beta kt}{k^2 + k_d^2} \right)^2 + k^2 y^2 \right]^{1/2},$$

$$\tan \epsilon = \frac{kx + \beta kt / (k^2 + k_d^2)}{k_\perp y}. \quad (3.14)$$

Using (3.12)-(3.13) in (3.11) gives:

$$\psi = -\frac{N}{4\pi^2} \int_0^\infty dk \frac{k}{k^2 + k_d^2} \int_0^{2\pi} d\Phi \exp[iA \sin(-\Phi - \epsilon)]. \quad (3.15)$$

Using the Bessel function generating expansion:

$$\exp(iz \sin \theta) = \sum_{n=-\infty}^{\infty} \exp(in\theta) J_n(z), \quad (3.16)$$

(Abramowitz and Stegun (1965): set $\tau = \exp(i\theta)$ in formula 9.1.41 p. 361). In the application of (3.16) to (3.15) we set $\theta = -\Phi - \epsilon$. Carrying out the integral over Φ , only the $n = 0$ term survives and we get:

$$\psi = \psi_G = -\frac{N}{2\pi} \int_0^\infty dk \frac{k}{k^2 + k_d^2} J_0(A), \quad (3.17)$$

as the Rossby wave Green's function ψ_G where A is given by (3.14). \square

The Green's function solution ψ_G can be written in the form:

$$\psi_G = -\frac{N}{2\pi} \int_0^\infty dk \frac{k}{k^2 + k_d^2} \psi^A \quad \text{where} \quad \psi^A = J_0(A). \quad (3.18)$$

One can show that ψ^A satisfies the Rossby wave equation (2.1) with $U = 0$, i.e.

$$\frac{\partial}{\partial t} (\psi_{xx}^A + \psi_{yy}^A - k_d^2 \psi^A) + \beta \frac{\partial \psi^A}{\partial x} = 0. \quad (3.19)$$

Assuming that it is valid to interchange the order of differentiation and integration in (3.17) it follows that Ψ_G also satisfies the Rossby wave equation (3.19) (a special analysis is obviously needed near the source point).

Consider the limit as the Rossby deformation radius $R_d \rightarrow \infty$ and $k_d \rightarrow 0$. In this limit the integrand in (3.17) is still integrable. In the limit as $k \rightarrow 0$, $A \rightarrow \infty$ and

$$\frac{J_0(A)}{k} \sim \left(\frac{2}{\pi A_0} \right)^{1/2} \cos \left(\frac{A_0}{k} - \frac{\pi}{4} \right) \frac{1}{\sqrt{k}} \quad \text{where} \quad A_0 = \sqrt{\beta t}. \quad (3.20)$$

Thus $|J_0(A)/k| \sim 1/\sqrt{k}$ which is integrable as $k \rightarrow 0$.

3.1 Wave Eikonal

In this section we point out that the phase A of the Bessel function $J_0(A)$ in the Green's function (3.3) for a fixed k can be related to the dispersion equation for Rossby waves:

$$D(\omega, \mathbf{k}) = \omega(k_x^2 + k_y^2 + k_d^2) + k_x \beta = 0. \quad (3.21)$$

In the JWKB approximation (e.g. Whitham (1974)), it is customary to introduce the wave phase or wave eikonal $S(\mathbf{x}, t)$ such that

$$\omega = -S_t \quad \text{and} \quad \mathbf{k} = \nabla S. \quad (3.22)$$

Using the identifications (3.22), the Rossby wave dispersion equation reduces to a first order partial differential equation for S :

$$S_t (S_x^2 + S_y^2 + k_d^2) - \beta S_x = 0, \quad (3.23)$$

which is known as the wave eikonal equation. An obvious plane wave solution of (3.23) is the plane wave solution:

$$S = (k_x x + k_y y) - \omega t, \quad (3.24)$$

(Note that we could equally well define the wave phase as $S = \omega t - \mathbf{k} \cdot \mathbf{x}$ by changing $\omega \rightarrow -\omega$ and $\mathbf{k} \rightarrow -\mathbf{k}$). Substitution of the solution ansatz (3.24) into the eikonal equation (3.23) gives the dispersion equation (3.21) for Rossby waves. The solution (3.24) is a linear solution of the wave eikonal equation. However, the nonlinear eikonal equation (3.23) also has nonlinear solutions which can be thought of as envelope solutions of the family of plane wave solutions (3.24) (e.g. Sneddon (1957), Courant and Hilbert (1989)). Below we show that the phase A of $J_0(A)$ in the solution (3.1) is a nonlinear solution of the wave eikonal equation (3.23).

Proposition 3.2. *The argument A of the Green's function (3.1)-(3.2) is a nonlinear solution of the wave eikonal equation (3.23).*

Proof. We set

$$S^2 = A^2 = (kx + \tilde{\beta}t)^2 + k^2 y^2, \quad (3.25)$$

where

$$\tilde{\beta}(k) = \frac{\beta k}{k^2 + k_d^2}. \quad (3.26)$$

Differentiation of (3.25) gives the equations:

$$S_t = \frac{(kx + \tilde{\beta}t)\tilde{\beta}}{S}, \quad S_x = \frac{k(kx + \tilde{\beta}t)}{S}, \quad S_y = \frac{k^2 y}{S}. \quad (3.27)$$

From (3.27) we obtain:

$$S_t - \frac{\tilde{\beta}}{k} S_x = 0, \quad S_x^2 + S_y^2 = k^2. \quad (3.28)$$

Combining (3.28) gives:

$$S_t - \frac{\beta S_x}{(S_x^2 + S_y^2 + k_d^2)} = 0, \quad (3.29)$$

which shows that (3.25) satisfies the wave eikonal equation (3.23). \square

Remark We derive the solution (3.25) of the wave eikonal equation (3.23) in Appendix A, using the method of characteristics. The wave eikonal equation (3.23) has a complete integral

$$S = ax + by + \frac{\beta a}{a^2 + b^2 + k_d^2} t, \quad (3.30)$$

(e.g. Sneddon (1957)). The envelope of the family of plane waves (3.30) is a solution of the wave eikonal equation. For example if we assume $b = b(a)$ then the solution of the equations $S'(a) = 0$ in principle gives a solution for a as a function of x, y and t . Substitution of this function $a = a(x, y, t)$ and $b = b(a)$ in the expression for S in (3.30) then yields an envelope type solution for S of the wave eikonal equation (3.23). The group velocity surface can also be regarded as an envelope solution of a family of plane wave solutions of the wave eikonal equation.

3.2 The Veronis Green's function form

There are other forms of the Green's function ψ_G that are equivalent to (3.17) which are obtained by using a different integration order in (3.7). Below we show that the Fourier form (3.7) of the Green's function can be reduced to the Green's function form obtained by Veronis (1958).

By setting

$$s = -i\omega, \quad (3.31)$$

in the solution (3.7) for ψ_G and noting if the complex ω plane contour is displaced $-ic$ then

$$-ic - \infty < \omega < -ic + \infty \implies c - i\infty < s < c + i\infty, \quad (3.32)$$

then the Fourier solution (3.7) reduces to the Fourier-Laplace form:

$$\psi_G = -\frac{N}{4\pi^2} \int_{c-i\infty}^{c+i\infty} \frac{ds}{2\pi i} \int_{-\infty}^{\infty} dk_x \int_{-\infty}^{\infty} dk_y \frac{\exp(st - i\mathbf{k} \cdot \mathbf{x})}{s(k_x^2 + k_y^2 + k_d^2) + ik_x \beta} \quad (3.33)$$

The denominator in (3.33) can be factored in the form:

$$D(s, \mathbf{k}) = s(k_x^2 + k_y^2 + k_d^2) + i\beta k_x \equiv s(k_x - k_x^-)(k_x - k_x^+), \quad (3.34)$$

where

$$k_x^\pm = i \left\{ -\frac{\beta}{2s} \pm \left[\left(\frac{\beta}{2s} \right)^2 + k_y^2 + k_d^2 \right]^{1/2} \right\}. \quad (3.35)$$

For real s , the pole $k_x = k_x^+$ is located in the upper half complex k_x -plane, and k_x^- is located in the lower half k_x -plane. For $x > 0$ we close the k_x -plane contour in the $\text{Im}(k_x) < 0$ half plane and for $x < 0$ we close the contour in the $\text{Im}(k_x) > 0$ plane (in order that the contour integrals around the large circular arcs closing the contours converge, and also to ensure $\psi_G \rightarrow 0$ as $|x| \rightarrow \infty$). Using Cauchy's residue theorem, we obtain:

$$\psi_G(\mathbf{x}, t) = -N \int_{c-i\infty}^{c+i\infty} \frac{ds}{2\pi i} \int_{-\infty}^{\infty} \frac{dk_y}{2\pi} \frac{1}{2s} \exp(st - ik_y y) \frac{1}{\zeta} \exp\left(-\frac{\beta x}{2s} - \zeta|x|\right), \quad (3.36)$$

where

$$\zeta = \left[\left(\frac{\beta}{2s} \right)^2 + k_y^2 + k_d^2 \right]^{1/2}. \quad (3.37)$$

The multi-valued function ζ is restricted to the first Riemann sheet where $\text{Re}(\zeta) > 0$. The result (3.36) applies for both the $x > 0$ and $x < 0$ cases.

Only the even part of the integrand in (3.36) contributes to the k_y -integral. We obtain:

$$\begin{aligned} \psi_G = & -N \int_{c-i\infty}^{c+i\infty} \frac{ds}{2\pi i} \frac{\exp(st)}{s} \int_0^\infty \frac{dk_y}{2\pi} \cos(k_y y) \exp\left(-\frac{\beta x}{2s}\right) \\ & \times \frac{\exp\left[-\left[k_y^2 + k_d^2 + (\beta/2s)^2\right]^{1/2} |x|\right]}{\left[k_y^2 + k_d^2 + (\beta/2s)^2\right]^{1/2}}. \end{aligned} \quad (3.38)$$

Using the standard Fourier cosine transform:

$$\int_0^\infty \frac{1}{\sqrt{x^2 + \alpha^2}} \exp\left[-\beta(x^2 + \alpha^2)^{1/2}\right] \cos(xy) dx = K_0\left[\alpha(\beta^2 + y^2)^{1/2}\right], \quad (3.39)$$

(Erdelyi et al. (1954), Tables of Integral Transforms, vol. 1, p. 17, formula (27)], the Green's function (3.38) reduces to the form:

$$\psi_G = -\frac{N}{2\pi} \int_{c-i\infty}^{c+i\infty} \frac{ds}{2\pi i} \exp\left(st - \frac{\beta x}{2s}\right) \frac{1}{s} K_0\left(\left[k_d^2 + \left(\frac{\beta}{2s}\right)^2\right]^{1/2} r\right), \quad (3.40)$$

where $r = (x^2 + y^2)^{1/2}$ is cylindrical radius in the xy -plane. Equation (3.40) is the form of the Rossby wave Green's function obtained by Veronis (1958). Veronis also gives further useful forms of the Green's function, and examples of application to oceanic Rossby waves.

After a sequence of transformations, the Veronis Green's function (3.40) for the case $k_d = 0$ can be reduced to the form:

$$\psi_V := \Psi_G = -\frac{N}{\pi} \int_0^\infty \frac{dz}{\sqrt{1+z^2}} J_0 \left[2\sqrt{\alpha}(z^2 + \gamma^2)^{1/2} \right], \quad (3.41)$$

where

$$\alpha = \beta r t, \quad x = r \cos \phi, \quad \gamma = \cos(\phi/2). \quad (3.42)$$

(see Appendix B, (B.17)). This is the final form of the Veronis (1958) Green's function for $k_d = 0$ (his equation (21)). However, equation (21) of Veronis has α rather than $\sqrt{\alpha}$ given above in (3.41). This is a typographical error in Veronis (1958), equation (21). Using the properties of the Bessel function $J_0(z)$ it follows that ψ_V satisfies the wave equation:

$$\frac{\partial^2 \psi_V}{\partial \nu \partial \gamma} + 4\nu \gamma \psi_V = 0 \quad \text{where} \quad \nu = \sqrt{\alpha}. \quad (3.43)$$

We show in Appendix C, that ψ_V in (3.41) is equivalent to the Green's function in (3.1)-(3.2) in proposition 3.1 for the case $k_d = 0$ (i.e. for an infinite Rossby deformation radius).

The question arises: Is there a more general version of the Veronis solution (3.41)-(3.42) that applies for the more general case for a finite Rossby deformation radius R_d (i.e. for $k_d \neq 0$)? Such a solution form for ψ_G is given below.

Proposition 3.3. *The Rossby wave Green's function (3.1)-(3.2) can be written in a form, that depends on whether the observation point is located in (i) the region $r < \beta t/k_d^2$ (the near region) or (ii) $r > \beta t/k_d^2$ (the far region). In the near region (i) the solution has the form:*

$$\begin{aligned} \psi_G &= -\frac{N}{2\pi} \left(\int_0^{z_{01}} \frac{dz}{\sqrt{z^2 + 1}} J_0(A_1) + \int_0^\infty \frac{dz}{\sqrt{z^2 + 1}} J_0(A_2) \right) \\ &\equiv -\frac{N}{2\pi} \int_{-|z_{01}|}^\infty \frac{dz}{\sqrt{z^2 + 1}} J_0(A_2), \end{aligned} \quad (3.44)$$

where

$$z = \frac{r|k^2 - k_c^2|}{\sqrt{4\alpha}(k^2 + k_d^2)^{1/2}}, \quad k_c^2 = \frac{\beta t}{r} - k_d^2, \quad (3.45)$$

defines the transformation from the integration variable k in (3.1)-(3.2) and the new integration variable $z = z(k)$. The transformation $z = z(k)$ is chosen to ensure that the argument of the Bessel function in solution (3.1)-(3.2) remains invariant under the transformation (see Appendix B for the case $k_d = 0$). We refer to the region $0 < k < k_c$ as region 1, and $k > k_c$ as region 2 in k -space. The inverse of the transformation (3.45) is given by the equations:

$$(k^2 + k_d^2)r^2 = \begin{cases} \alpha (\sqrt{z^2 + 1} - z)^2 & \text{if } 0 < k < k_c, \\ \alpha (\sqrt{z^2 + 1} + z)^2 & \text{if } k > k_c. \end{cases} \quad (3.46)$$

The quantities A_j in (3.44) are defined by the equations:

$$A_j = [4\hat{\alpha}_j(z^2 + \gamma^2)]^{1/2}, \quad \hat{\alpha}_j = \alpha\delta_j, \quad \delta = \frac{k^2}{k^2 + k_d^2}, \quad j = 1, 2 \quad (3.47)$$

where the index j refers to whether $0 < k < k_c$ or $k > k_c$. The parameters δ_j ($j = 1, 2$) and z_{01} are defined as:

$$z_{01} = \frac{k_c^2 r^2}{\sqrt{4\alpha k_d} r} \equiv \frac{\alpha - k_d^2 r^2}{\sqrt{4\alpha k_d} r} \equiv z(k = 0),$$

$$\delta_1 = 1 - \frac{k_d^2 r^2}{\alpha [\sqrt{z^2 + 1} - z]^2}, \quad \delta_2 = 1 - \frac{k_d^2 r^2}{\alpha [\sqrt{z^2 + 1} + z]^2} \equiv \delta_1(-z). \quad (3.48)$$

In (3.48), z_{01} refers to the value of $z(k)$ at $k = 0$, where $z(k)$ is given by (3.45).

In the far region, $r > \beta t/k_d^2$, the solution for ψ_G is given by:

$$\psi_G = -\frac{N}{2\pi} \int_{z_{02}}^{\infty} \frac{dz}{\sqrt{z^2 + 1}} J_0(A), \quad (3.49)$$

where

$$z = \frac{r(k^2 + k_d^2 - \beta t/r)}{\sqrt{4\alpha}(k^2 + k_d^2)^{1/2}}, \quad z_{02} = \frac{(k_d^2 - \beta t/r)r^2}{\sqrt{4\alpha k_d} r},$$

$$(k^2 + k_d^2)r^2 = \alpha (\sqrt{z^2 + 1} + z)^2, \quad (3.50)$$

defines the $z = z(k)$ and $k = k(z)$ transformations and $z_{02} = z(0)$, where $z(k)$ is given by (3.50). The argument A of $J_0(A)$ is given by:

$$A = [4\hat{\alpha}(z^2 + \gamma^2)]^{1/2}, \quad \hat{\alpha} = \alpha\delta,$$

$$\delta = \frac{k^2}{k^2 + k_d^2} \equiv 1 - \frac{k_d^2 r^2}{\alpha (\sqrt{z^2 + 1} + z)^2}. \quad (3.51)$$

Remark The solution for $k_d = 0$ in (3.41)-(3.42) follows by letting $k_d \rightarrow 0$ in the near field solution (3.44). In that limit, $z_{01} \rightarrow \infty$ and there is no far field solution in that case.

Proof. Below we derive the transformation (3.45). Based on the Veronis (1958) Green's function form (3.41) for $k_d = 0$ and the Green's function (3.1)-(3.2) for $k_d \neq 0$, we set

$$A^2 = 4\hat{\alpha}(z^2 + \gamma^2) = k^2 r^2 + 2\hat{\beta}tx + \frac{\hat{\beta}^2 t^2}{k^2}, \quad (3.52)$$

where A is the J_0 Bessel function argument in (3.1)-(3.2), and we use the notation:

$$\hat{\alpha} = \alpha \frac{k^2}{k^2 + k_d^2}, \quad \hat{\beta} = \beta \frac{k^2}{k^2 + k_d^2}. \quad (3.53)$$

Noting that

$$4\hat{\alpha}\gamma^2 = 2\hat{\beta}tr + 2\hat{\beta}tx, \quad (3.54)$$

we obtain:

$$4\hat{\alpha}z^2 = \left(kr - \frac{\hat{\alpha}}{kr}\right)^2. \quad (3.55)$$

Solving (3.55) for z gives the formula (3.45) for z , where we require that $z > 0$. To obtain the inverse transformation (3.46) note that

$$\mu = (k^2 + k_d^2)r^2, \quad (3.56)$$

satisfies the quadratic equation:

$$\mu^2 - 2\alpha(1 + 2z^2)\mu + \alpha^2 = 0, \quad (3.57)$$

which leads to the inverse transformation (3.46). The remainder of the proof is straightforward. \square

3.2.1 Asymptotics for large t

At large time t the behaviour of ψ_G is correlated with the behavior of its Laplace transform as $s \rightarrow 0$ in (3.40). In the limit as $s \rightarrow 0$, $\beta/s \rightarrow \infty$ and the argument of $K_0(\zeta)$, $\zeta \rightarrow \infty$, i.e. we can use the asymptotic form of $K_0(\zeta)$ for large ζ , namely

$$K_0(\zeta) \sim \left(\frac{\pi}{2\zeta}\right)^{1/2} \exp(-\zeta) \quad \text{as } \zeta \rightarrow \infty, \quad (3.58)$$

(Abramowitz and Stegun (1965), formula 9.7.2, p. 378). Using the approximation (3.41) we obtain:

$$\psi_G \approx -\frac{N}{2\pi} \int_{c-i\infty}^{c+i\infty} \frac{ds}{2\pi i} \left(\frac{\pi}{\beta sr} \right)^{1/2} \exp \left[st - \frac{\beta}{2s} (x+r) \right], \quad (3.59)$$

as $t \rightarrow \infty$.

Using the inverse Laplace transform:

$$\frac{1}{2\pi i} \int_{c-i\infty}^{c+i\infty} \exp(pt) p^{-1/2} \exp \left(-\frac{\alpha}{p} \right) dp = \frac{1}{\sqrt{\pi t}} \cos \left(2\sqrt{\alpha} \sqrt{t} \right), \quad (3.60)$$

(Erdelyi et al. (1954), Vol. 1, p. 245, formula (37)), we obtain

$$\psi_G \sim -\frac{N}{2\pi} \frac{1}{\sqrt{\beta tr}} \cos \left([2\beta t(x+r)]^{1/2} \right), \quad (3.61)$$

for the form of ψ_G at large time t . Equation (3.61) shows that ψ_G is maximal at locations where

$$2\beta t(x+r) = 4n^2\pi^2 \quad (n = \text{integer}). \quad (3.62)$$

Proposition 3.4. *The phase:*

$$S = [2\beta t(x+r)]^{1/2}, \quad (3.63)$$

of the asymptotic solution (3.61) for ψ_G satisfies the wave eikonal equation (3.23) with $k_d = 0$.

Proof. Differentiation of (3.63) gives:

$$S_t = \frac{\beta(x+r)}{S}, \quad S_x = \frac{\beta t(x+r)}{rS}, \quad S_y = \frac{\beta y t}{rS}. \quad (3.64)$$

Using (3.64) we obtain:

$$S_x^2 + S_y^2 = \frac{\beta t}{r}. \quad (3.65)$$

Thus,

$$(S_x^2 + S_y^2)S_t - \beta S_x = \frac{\beta t}{r} \frac{\beta(x+r)}{S} - \beta \frac{\beta t(x+r)}{rS} = 0. \quad (3.66)$$

Thus, S in (3.63) satisfies the wave eikonal equation (3.23) with $k_d = 0$. \square

3.2.2 Asymptotics as $t \rightarrow 0$

In this section we discuss the asymptotic form of the Veronis (1958) Rossby wave Green's function (3.40) as $t \rightarrow 0$.

Proposition 3.5. *For $k_d = 0$ (infinite Rossby deformation radius), the Rossby wave Green's function (3.40) in the limit as $t \rightarrow 0$ has the form:*

$$\psi_G \sim \frac{N}{2\pi} \left\{ \left[\gamma - \ln \left(\frac{\gamma \beta r t}{4} \right) \right] + \frac{\beta x t}{2} \left[1 - \gamma - \ln \left(\frac{\gamma \beta r t}{4} \right) \right] + \dots \right\} H(t), \quad (3.67)$$

where $H(t)$ is the Heaviside step function and

$$\gamma = \lim_{n \rightarrow \infty} \left(\sum_{m=1}^n \frac{1}{m} - \ln(n) \right) = 0.57721566\dots, \quad (3.68)$$

is the Euler-Mascheroni constant (e.g. Abramowitz and Stegun (1965), formula 4.1.32, p. 68).

Proof. For $k_d = 0$ solution (3.40) for ψ_G has the simpler form:

$$\psi_G = -\frac{N}{2\pi} \int_{c-i\infty}^{c+i\infty} \frac{ds}{2\pi i} \exp \left(st - \frac{\beta x}{2s} \right) \frac{1}{s} K_0 \left(\frac{\beta r}{2s} \right). \quad (3.69)$$

The solution for ψ_G as $t \rightarrow 0$ is associated with $s \rightarrow \infty$ in Laplace transform space. As $s \rightarrow \infty$ the argument of the K_0 Bessel function, $\zeta = \beta r/(2s) \rightarrow 0$ as $s \rightarrow \infty$. Using the expansion for $K_0(\zeta)$ for small ζ :

$$K_0(\zeta) \approx - \left[\gamma + \ln \left(\frac{\zeta}{2} \right) \right] + O(\zeta^2/4). \quad (3.70)$$

where γ is the Euler-Mascheroni constant, we obtain the approximation:

$$\bar{\psi}_G \approx \frac{N}{2\pi} \left(1 - \frac{\beta x}{2s} \right) \frac{1}{s} \left[\gamma + \ln \left(\frac{\beta r}{4s} \right) \right], \quad (3.71)$$

for the Laplace transform of ψ_G as $s \rightarrow \infty$. Using the inverse Laplace transforms:

$$\mathcal{L}^{-1} (s^{-1} \ln(s)) = -\ln(\gamma t), \quad \mathcal{L}^{-1} (s^{-2} \ln(s)) = t [1 - \ln(\gamma t)], \quad (3.72)$$

(Erdelyi et al. (1954), Vol. 1, p. 250, formulas (1) and (2)), we obtain the solution (3.67) for ψ_G as $t \rightarrow 0$. \square

Proposition 3.6. *For $k_d \neq 0$ (finite Rossby deformation radius), the Rossby wave Green's function (3.40) in the limit as $t \rightarrow 0$ (with x and y fixed), has the form:*

$$\psi_G \approx -\frac{N}{2\pi} \left[K_0(k_d r) \left(J_0(\sqrt{2\beta x t}) H(x) + I_0(\sqrt{2\beta |x| t}) [1 - H(x)] \right) - K_1(k_d r) \frac{\beta^2 r^2 t^2}{16 k_d r} \right], \quad (3.73)$$

where $I_n(z)$ and $K_n(z)$ are modified Bessel functions of the first and second kind, and $H(x)$ is the Heaviside step function.

Remark The arguments of the Bessel functions $I_0(z)$ and $J_0(z)$ in (3.73) are necessarily small.

Proof. The solution (3.40) for ψ_G has the inverse Laplace transform:

$$\bar{\psi}_G = -\frac{N}{2\pi} \exp\left(-\frac{\beta x}{2s}\right) \frac{1}{s} K_0 \left[\left(k_d^2 + \left(\frac{\beta}{2s} \right)^2 \right)^{1/2} r \right]. \quad (3.74)$$

In the limit as $|s| \rightarrow \infty$ (3.74) may be approximated by:

$$\begin{aligned} \bar{\psi}_G &\approx -\frac{N}{2\pi} \exp\left(-\frac{\beta x}{2s}\right) \frac{1}{s} \left[K_0(k_d r) + K'_0(k_d r) \frac{\beta^2 r}{8 s^2 k_d} \right] \\ &\approx -\frac{N}{2\pi} \left[\exp\left(-\frac{\beta x}{2s}\right) \frac{1}{s} K_0(k_d r) - K_1(k_d r) \frac{\beta^2 r}{8 k_d s^3} \right]. \end{aligned} \quad (3.75)$$

Laplace inversion of (3.75) gives the approximation (3.73) for ψ_G as $t \rightarrow 0$. In the inversion of (3.75) we used inverse Laplace transforms from Erdelyi et al. (1954), vol. 1, p. 245, formulas (35) and (40). \square

Remark The approximation (3.73) shows that ψ_G is bounded for $r \neq 0$. However as $r \rightarrow 0$ it becomes unbounded. The wavenumber k_d (the Rossby inverse deformation radius) plays an important role near $r = 0$. The result for $k_d = 0$ in (3.67) is clearly different than for $k_d \neq 0$ given in (3.73).

4 Green's function with wind ($\Omega \neq 0$)

Proposition 4.1. *The Green's function solution ψ_G of the Rossby wave equation (2.9) with delta function source term (2.10) for an azimuthal wind, with constant angular velocity $\Omega \neq 0$ is given by the integral:*

$$\psi_G = -\frac{N}{2\pi} \int_0^\infty dk \frac{k}{k^2 + k_d^2} J_0(D), \quad (4.1)$$

where

$$\begin{aligned}
D &= [a^2 + D_1^2 - 2aD_1 \cos(\Omega t + \epsilon)]^{1/2}, \\
a &= \frac{k\beta}{(k^2 + k_d^2)\Omega}, \quad D_1 = [(kx)^2 + (ky + a)^2]^{1/2}, \\
\sin \epsilon &= \frac{kx}{D_1}, \quad \cos \epsilon = \frac{(ky + a)}{D_1}.
\end{aligned} \tag{4.2}$$

and $J_0(D)$ is a Bessel function of the first kind of order zero and argument D . An alternative form for D in (x, y, t) coordinates is:

$$D = \{[kx + a \sin(\Omega t)]^2 + [ky + a - a \cos(\Omega t)]^2\}^{1/2}. \tag{4.3}$$

In the limit as $\Omega \rightarrow 0$ the Green's function (4.1) reduces to the Rossby wave Green's function (3.1).

Proof. As in the solution method for $\Omega = 0$ case (Section 3), we use the Fourier transform $\bar{\psi}(\mathbf{k}, \omega)$ defined by (3.3). The Fourier transforms of the various derivative terms in (2.9) are:

$$\begin{aligned}
\mathcal{F} \left[\frac{\partial}{\partial t} (\psi_{xx} + \psi_{yy}) \right] &= -i\omega k^2 \bar{\psi}, \quad \mathcal{F}(\beta \psi_x) = -ik_x \beta \bar{\psi}, \\
\mathcal{F}(x h_y) &= -k_y \frac{\partial \bar{h}}{\partial k_x}, \quad \mathcal{F}(y h_x) = -k_x \frac{\partial \bar{h}}{\partial k_y},
\end{aligned} \tag{4.4}$$

where in the application of interest:

$$h = \psi_{xx} + \psi_{yy}, \quad \bar{h} = -k^2 \bar{\psi}. \tag{4.5}$$

Using (4.4) and (4.5) we obtain:

$$\begin{aligned}
\Omega \mathcal{F} \left[\left(-y \frac{\partial}{\partial x} + x \frac{\partial}{\partial y} \right) \nabla_{\perp}^2 \psi \right] &= \Omega \left(k_x \frac{\partial}{\partial k_y} - k_y \frac{\partial}{\partial k_x} \right) (-k^2 \bar{\psi}) = -\Omega \frac{\partial}{\partial \Phi} (k^2 \bar{\psi}), \\
\Omega \mathcal{F} \left[\left(-y \frac{\partial}{\partial x} + x \frac{\partial}{\partial y} \right) (-k_d^2 \psi) \right] &= \Omega \left(k_x \frac{\partial}{\partial k_y} - k_y \frac{\partial}{\partial k_x} \right) (-k_d^2 \bar{\psi}) = -\Omega \frac{\partial}{\partial \Phi} (k_d^2 \bar{\psi})
\end{aligned} \tag{4.6}$$

In (4.6) we have used the result:

$$k_x \frac{\partial}{\partial k_y} - k_y \frac{\partial}{\partial k_x} = \frac{\partial}{\partial \Phi}, \tag{4.7}$$

where $(k_x, k_y) = k(\cos \Phi, \sin \Phi)$ is the \mathbf{k} -vector in cylindrical polar coordinates.

Taking the Fourier transform of the Rossby wave equation (2.9), (2.9) reduces to an ordinary differential equation in transform space:

$$-i\omega(k^2 + k_d^2)\bar{\psi} - ik_x\beta\bar{\psi} - \Omega \frac{d}{d\Phi} ((k^2 + k_d^2)\bar{\psi}) = N. \quad (4.8)$$

Setting

$$\bar{\omega} = \frac{\omega}{\Omega}, \quad \frac{k_x\beta}{(k^2 + k_d^2)\Omega} = a \cos \Phi, \quad a = \frac{k\beta}{(k^2 + k_d^2)\Omega}, \quad (4.9)$$

reduces (4.8) to the equation:

$$\frac{d\bar{\psi}}{d\Phi} + i(\bar{\omega} + a \cos \Phi) \bar{\psi} = -\frac{N}{\Omega(k^2 + k_d^2)}. \quad (4.10)$$

The integrating factor for (4.10) is:

$$I(\Phi) = \exp \left[i \int^\Phi (\bar{\omega} + a \cos \Phi) d\Phi \right] = \exp [i(\bar{\omega}\Phi + a \sin \Phi)]. \quad (4.11)$$

Thus, (4.10) can be written in the form:

$$\frac{d}{d\Phi} (I\bar{\psi}) = -\frac{NI(\Phi)}{\Omega(k^2 + k_d^2)}. \quad (4.12)$$

Equation (4.12) can be integrated to give the solution for $\bar{\psi}(\Phi)$ in the form:

$$I(\Phi)\bar{\psi}(\Phi) = I(0)\bar{\psi}(0) - \frac{N}{\Omega(k^2 + k_d^2)}\mathcal{I}(\Phi), \quad (4.13)$$

where

$$\mathcal{I}(\Phi) = \int_0^\Phi I(\Phi') d\Phi'. \quad (4.14)$$

Since Φ is the azimuthal angle in \mathbf{k} -space, $\bar{\psi}(\Phi)$ must be periodic in Φ with period 2π , i.e.

$$\bar{\psi}(2\pi) = \bar{\psi}(0). \quad (4.15)$$

setting $\Phi = 2\pi$ in (4.13) and using the periodicity condition (4.15) we obtain the constraint equation:

$$\bar{\psi}(0) = -\frac{N}{\Omega(k^2 + k_d^2)} \frac{\mathcal{I}(2\pi)}{[I(2\pi) - I(0)]}, \quad (4.16)$$

where

$$I(2\pi) = \exp(2\pi i\bar{\omega}) \quad \text{and} \quad I(0) = 1. \quad (4.17)$$

Thus, the formal solution for $\bar{\psi}$ can now be obtained by substituting (4.16) and (4.17) in (4.13) to obtain the solution for $\bar{\psi}(\Phi)$ in the form:

$$\begin{aligned} I(\Phi)\bar{\psi}(\Phi) &= \frac{N}{\Omega(k^2 + k_d^2)[I(2\pi) - I(0)]} \left\{ -\mathcal{J}(2\pi) - [I(2\pi) - I(0)]\mathcal{J}(\Phi) \right\} \\ &= \frac{N}{\Omega(k^2 + k_d^2)[1 - \exp(2\pi i\bar{\omega})]} \left[\int_{\Phi}^{2\pi} I(\Phi') d\Phi' + \exp(2\pi i\bar{\omega}) \int_0^{\Phi} I(\Phi') d\Phi' \right]. \end{aligned} \quad (4.18)$$

The solution (4.13) or (4.18) can be related to Bessel function expansions, by using the Bessel function generating identity (3.16). In particular,

$$\begin{aligned} \mathcal{J}(2\pi) &= \int_0^{2\pi} \exp(i\bar{\omega}\Phi + ia \sin \Phi) d\Phi \\ &= \int_0^{2\pi} \exp(i\bar{\omega}\Phi) \left(\sum_{n=-\infty}^{\infty} J_n(a) \exp(in\Phi) \right) d\Phi. \end{aligned} \quad (4.19)$$

For general $\bar{\omega}$ with $\bar{\omega} + n \neq 0$, (4.19) gives:

$$\mathcal{J}(2\pi) = \sum_{n=-\infty}^{\infty} \frac{[\exp(2\pi i\bar{\omega}) - 1]}{i(\bar{\omega} + n)} J_n(a). \quad (4.20)$$

Using (4.20) in (4.16) gives the result:

$$\bar{\psi}(0) = \frac{iN}{\Omega(k^2 + k_d^2)} \sum_{n=-\infty}^{\infty} \frac{J_n(a)}{(\bar{\omega} + n)}, \quad (4.21)$$

for $\bar{\psi}(0)$. Similarly,

$$\mathcal{J}(\Phi) = -i \sum_{n=-\infty}^{\infty} \frac{J_n(a)}{(\bar{\omega} + n)} (\exp[i(\bar{\omega} + n)\Phi] - 1). \quad (4.22)$$

Substitute (4.20)-(4.22) in (4.13) then gives the solution for $\bar{\psi}(\Phi)$ in the form:

$$\bar{\psi}(\Phi) = \frac{iN}{\Omega(k^2 + k_d^2)} \exp(-ia \sin \Phi) \left(\sum_{n=-\infty}^{\infty} \frac{J_n(a)}{(\bar{\omega} + n)} \exp(in\Phi) \right). \quad (4.23)$$

Note that $\bar{\psi}(\Phi + 2\pi) = \bar{\psi}(\Phi)$ in (4.23).

Substitute the solution (4.23) for $\bar{\psi}(\Phi)$ in the inverse Fourier transform formula:

$$\begin{aligned}\psi(x, y, t) &= \frac{N}{8\pi^3} \int_{-\infty}^{\infty} dk_x \int_{-\infty}^{\infty} dk_y \int_{-\infty}^{\infty} d\omega \exp[i(\omega t - \mathbf{k} \cdot \mathbf{x})] \bar{\psi}(\mathbf{k}, \omega) \\ &\equiv \frac{N}{8\pi^3} \int_0^{2\pi} d\Phi \int_0^{\infty} k dk \int_{-\infty}^{\infty} d\omega \left\{ \exp[i(\omega t - k(x \cos \Phi + y \sin \Phi))] \right. \\ &\quad \times \frac{i}{\Omega(k^2 + k_d^2)} \exp(-ia \sin \Phi) \left(\sum_{n=-\infty}^{\infty} \frac{J_n(a)}{(\bar{\omega} + n)} \exp(in\Phi) \right) \left. \right\}. \quad (4.24)\end{aligned}$$

gives the formal solution for $\psi(x, y, t)$. Writing

$$kx \cos \Phi + ky \sin \Phi + a \sin \Phi = D_1 \sin(\Phi + \epsilon), \quad (4.25)$$

implies

$$\begin{aligned}kx &= D_1 \sin \epsilon, \quad ky + a = D_1 \cos \epsilon, \\ D_1 &= [(kx)^2 + (ky + a)^2]^{1/2}, \quad \tan \epsilon = \frac{kx}{(ky + a)}.\end{aligned} \quad (4.26)$$

Writing the integrand in curly brackets in (4.24) as $\hat{\psi}$ we obtain:

$$\begin{aligned}\hat{\psi} &= \frac{i \exp(i\omega t)}{\Omega(k^2 + k_d^2)} \exp[-iD_1 \sin(\Phi + \epsilon)] \sum_{n=-\infty}^{\infty} \frac{J_n(a)}{(\bar{\omega} + n)} \exp(in\Phi) \\ &\equiv \frac{i \exp(i\omega t)}{\Omega(k^2 + k_d^2)} \sum_{m=-\infty}^{\infty} J_m(D_1) \exp[-im(\Phi + \epsilon)] \sum_{n=-\infty}^{\infty} \frac{J_n(a)}{(\bar{\omega} + n)} \exp(in\Phi) \\ &= \frac{i \exp(i\omega t)}{\Omega(k^2 + k_d^2)} \sum_{m=-\infty}^{\infty} \sum_{n=-\infty}^{\infty} \frac{J_m(D_1) J_n(a)}{(\bar{\omega} + n)} \exp[i(n - m)\Phi - im\epsilon]. \quad (4.27)\end{aligned}$$

The integral of $\hat{\psi}$ in (4.27) over Φ from $\Phi = 0$ to $\Phi = 2\pi$ gives:

$$\int_0^{2\pi} \hat{\psi} d\Phi = \frac{2\pi i \exp(i\omega t)}{\Omega(k^2 + k_d^2)} \sum_{n=-\infty}^{\infty} \frac{J_n(D_1) J_n(a)}{(\bar{\omega} + n)} \exp(-in\epsilon) \quad (4.28)$$

Using the result (4.28) in (4.24) we obtain:

$$\psi(x, y, t) = \frac{iN}{4\pi^2} \int_0^{\infty} dk \frac{k}{k^2 + k_d^2} \int_{-\infty}^{\infty} d\omega \exp(i\omega t) \left(\sum_{n=-\infty}^{\infty} \frac{J_n(D_1) J_n(a) \exp(-in\epsilon)}{(\omega + n\Omega)} \right). \quad (4.29)$$

Taking into account the poles of the integrand in the complex ω -plane at $\omega = -n\Omega$, and deforming the contour near the poles with small semi-circular arcs $\omega = -n\Omega + r \exp(i\theta)$, $(-\pi \leq \theta \leq 0)$ and completing the contour by a large semi-circular arc $C_R: \omega = R \exp(i\theta)$ $(0 \leq \theta \leq \pi)$ in the $\text{Im}(\omega) > 0$ half plane, noting that $|\int_{C_R}| \rightarrow 0$ as $R \rightarrow \infty$, and using the Residue theorem, we obtain from (4.29) the solution form:

$$\psi(x, y, t) = -\frac{N}{2\pi} \int_0^\infty dk \frac{k}{k^2 + k_d^2} \left(\sum_{n=-\infty}^\infty J_n(D_1) J_n(a) \exp[-in(\Omega t + \epsilon)] \right) H(t), \quad (4.30)$$

where $H(t)$ is the Heaviside step function. Next we use the Neumann series identity:

$$\sum_{n=-\infty}^\infty J_n(D_1) J_n(a) \exp[-in(\Omega t + \epsilon)] = J_0(D), \quad (4.31)$$

where

$$D = [a^2 + D_1^2 - 2aD_1 \cos(\Omega t + \epsilon)]^{1/2}. \quad (4.32)$$

The result (4.31)-(4.32) is a special case of the Neumann series formula (8.5.30) given by Gradshteyn and Ryzhik (2000), p. 930. Using (4.31)-(4.32) in (4.30) gives the Green's function (4.1). This completes the proof. \square

4.1 The limit as $\Omega \rightarrow 0$

The Green's function (4.1) for Rossby waves for $\Omega \neq 0$ becomes the Green's function (3.1) in the limit as $\Omega \rightarrow 0$. To show this consider the form of D in (4.3) in the limit as $\Omega \rightarrow 0$. Using $a = \beta k / [(k^2 + k_d^2)\Omega]$ and the approximations $\sin(\Omega t) \sim \Omega t$ and $\cos(\Omega t) \sim 1 - \Omega^2 t^2 / 2$ for small Ωt in (4.3) we obtain:

$$\begin{aligned} D^2 &= [(kx + a \sin(\Omega t))^2 + (ky + a - a \cos(\Omega t))^2] \\ &\approx [kx + a\Omega t]^2 + [ky + a\Omega^2 t^2 / 2]^2. \end{aligned} \quad (4.33)$$

However,

$$a\Omega t = \frac{k\beta t}{k^2 + k_d^2}, \quad \frac{a\Omega^2 t^2}{2} = \frac{k\beta t}{k^2 + k_d^2} \frac{\Omega t^2}{2} \rightarrow 0, \quad (4.34)$$

as $\Omega \rightarrow 0$. Using these results for small Ω , (4.33) gives $D^2 \rightarrow A^2$ as $\Omega \rightarrow 0$. Thus, the solution (4.1) reduces to the solution (3.1) in the limit as $\Omega \rightarrow 0$.

Remark The Green's function (4.1) can be written as:

$$\psi_G = -\frac{N}{2\pi} \int_0^\infty dk \frac{k}{k^2 + k_d^2} \psi^D \quad \text{where} \quad \psi^D = J_0(D). \quad (4.35)$$

Away from the source at $(x, y, t) = (0, 0, 0)$, ψ^D satisfies the Rossby wave equation (2.9) with $Q = 0$, i.e.,

$$\left[\frac{\partial}{\partial t} + \Omega \left(x \frac{\partial}{\partial y} - y \frac{\partial}{\partial x} \right) \right] (\psi_{xx}^D + \psi_{yy}^D - k_d^2 \psi^D) + \beta \psi_x^D = 0. \quad (4.36)$$

This result follows by using the properties of the Bessel function $J_0(D)$ and the derivatives of the function $D(x, y, t)$ in (4.3).

5 Solution characteristics and examples

In this section we investigate the physical characteristics of the Rossby wave Green's function solutions for the case of no rotating wind ($\Omega = 0$) described by (3.1)-(3.2) including both the cases of an infinite Rossby deformation radius ($k_d = 0$) and also the rotating wind case ($\Omega \neq 0$) described by (4.1)-(4.3). Section 5.1 discusses typical parameters for Rossby waves on the Earth. The Veronis (1958) Green's function (both for the $k_d = 0$ and $k_d \neq 0$ cases) is investigated in Section 5.2 and the rotating wind Green's function (4.1)-(4.3) ($\Omega \neq 0$) is studied in Section 5.3. Below we discuss the form of the fluid vorticity for the above 2 cases.

Proposition 5.1. *The vorticity for the Green's function (3.1)-(3.2) with no rotating wind ($\Omega = 0$) and for the rotating wind case ($\Omega \neq 0$) given by (4.1)-(4.3) has local fluid vorticity:*

$$\boldsymbol{\omega} = \nabla \times \mathbf{u} = (0, 0, \zeta)^T \quad \text{where} \quad \zeta = \psi_{xx} + \psi_{yy}, \quad (5.1)$$

and ψ is the stream function. The vorticity ζ can be written in the form:

$$\zeta = \psi_{xx} + \psi_{yy} = \int_0^\infty dk \frac{k^3}{k^2 + k_d^2} J_0(D), \quad (5.2)$$

for the rotating wind case where D is given by (4.3). In the case of no rotating wind ($\Omega = 0$) D in (5.2) is replaced by A which is given by (3.2).

Proof. We give the proof for the case $\Omega \neq 0$ for the Green's function (4.1)-(4.3). A similar proof for the case $\Omega = 0$ applies for the no wind case. We omit the proof for the $\Omega = 0$ case.

For the case $\Omega \neq 0$ we write:

$$\psi_G = -\frac{N}{2\pi} \int_0^\infty dk \frac{k}{k^2 + k_d^2} \tilde{\psi} \quad \text{where} \quad \tilde{\psi} = J_0(D), \quad (5.3)$$

and D is given by (4.3). Assuming that it is valid to interchange the order of integration and differentiation in (5.3) we obtain:

$$\zeta = \nabla_{\perp}^2 \psi_G = -\frac{N}{2\pi} \int_0^k dk \frac{k}{k^2 + k_d^2} \nabla_{\perp}^2 \tilde{\psi}. \quad (5.4)$$

Using the definition of $\tilde{\psi} = J_0(D)$ we obtain:

$$\nabla_{\perp}^2 \tilde{\psi} = J_0'(D) (D_{xx} + D_{yy}) + J_0''(D) (D_x^2 + D_y^2). \quad (5.5)$$

Using (4.3) for D we obtain:

$$\begin{aligned} D_x &= \frac{k[kx + a \sin(\Omega t)]}{D}, & D_y &= \frac{k[ky + a - a \cos(\Omega t)]}{D}, \\ D_{xx} &= \frac{k^2}{D^3} (D^2 - [kx + a \sin(\Omega t)]^2), \\ D_{yy} &= \frac{k^2}{D^3} (D^2 - [ky + a - a \cos(\Omega t)]^2). \end{aligned} \quad (5.6)$$

Using (5.6) results in the equations:

$$D_x^2 + D_y^2 = k^2, \quad D_{xx} + D_{yy} = \frac{k^2}{D}. \quad (5.7)$$

Substitution of (5.7) into (5.5) gives:

$$\nabla_{\perp}^2 \tilde{\psi}(D) = k^2 \left[J_0''(D) + \frac{1}{D} J_0'(D) \right] = -k^2 J_0(D). \quad (5.8)$$

In deriving (5.8) we used the fact that $J_0(D)$ satisfies Bessel's equation: (e.g. Abramowitz and Stegun (1965), Ch. 9, formula (9.1.1), p. 358). Substitution of (5.8) for $\nabla_{\perp}^2 \tilde{\psi}$ in (5.4) gives the result (5.2) for ζ . This completes the proof. \square

5.1 Typical Parameters

Typical values for Rossby waves on the Earth are: $\Omega_E = 2\pi/(24 \times 3600) \sim 7.2722 \times 10^{-5} \text{ sec}^{-1}$. The Rossby number, Ro which is the ratio of inertial to Coriolis acceleration $\sim (U^2/L)/(2\Omega U \sim U/(2\Omega L)$. For a typical pressure field in the troposphere, with $L \sim 1000 \text{ km}$ and $U \sim 20 \text{ ms}^{-1}$, the Rossby number $Ro \sim 0.1375$ (Pedlosky 1987, p. 3). The Rossby wave parameter β is defined as $\beta = 2\Omega_E \cos \theta_0 / R_E$. Using $\bar{R}_E \sim 6371 \text{ km}$ we obtain $\beta \sim 2.2829 \times 10^{-11} \text{ m}^{-1} \text{ s}^{-1} \cos \theta_0$. Thus at the equator $\beta \sim 2.2829 \times 10^{-11} \text{ m}^{-1} \text{ s}^{-1}$ and at $\theta_0 = 60^\circ$ latitude $\beta \sim 1.1414 \times 10^{-11} \text{ m}^{-1} \text{ s}^{-1}$.

For $L \sim 1000$ km and a wind speed $V_w = 80$ km hr⁻¹ at $r = L$, gives $\Omega = V_w/L = 2 \times 10^{-5}$ s⁻¹ for the parameter Ω , which is comparable to Ω_E .

There are two estimates commonly used to calculate the Rossby deformation radius (e.g. Gill (1982), Vallis (2006)). One can use the so-called barotropic Rossby deformation radius $R_{d1} = \sqrt{gH}/f_0$ where g is the gravitational acceleration and $f_0 = 2\Omega_E \sin \theta_0$ is the Coriolis parameter. The average height of the troposphere $H = 17$ km, and the mean gravitational scale height $h = 8.5$ km. If one uses the mean height of the troposphere, in the formula for R_{d1} one obtains $R_{d1} = 5.6515 \times 10^3$ km, but if one uses the gravitational scale height ($h = \sqrt{kT/mg}$) then $R_{d1} = 3971$ km. In some cases, the baroclinic Rossby deformation radius is thought to be more appropriate (e.g. Vallis, 2006), which is given by the formula $R_{d2} = Nh/(n\pi f_0)$, where N is the Brunt-Väisälä frequency $N = \sqrt{g(1/h - g/c_s^2)}$ where c_s is the sound speed, and n is a positive integer. For the Earth's atmosphere $N/f_0 \sim 100$ ($N \sim 0.01$ s⁻¹, $f_0 \sim 10^{-4}$ s⁻¹), $h \sim 10$ km, and $R_{d2} \sim 1000$ km. The largest value of k_d from these estimates is $k_d = 10^{-6}$ m⁻¹.

5.2 Non-rotating wind Green's function: $\Omega = 0$

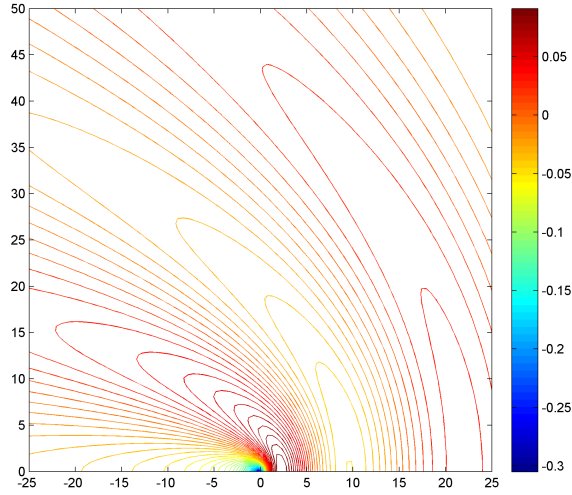


Figure 1: Contour plots of the stream function ψ_G in the β -plane for the Veronis Green's function for Rossby waves (3.1)-(3.2) with an infinite Rossby deformation radius R_d ($k_d = 0$ case).

The behavior of the Green's function should change according to whether (i) $r > \beta t/k_d^2$ or (ii) $r < \beta t/k_d^2$. In the limit as $k_d \rightarrow 0$ (infinite Rossby deformation

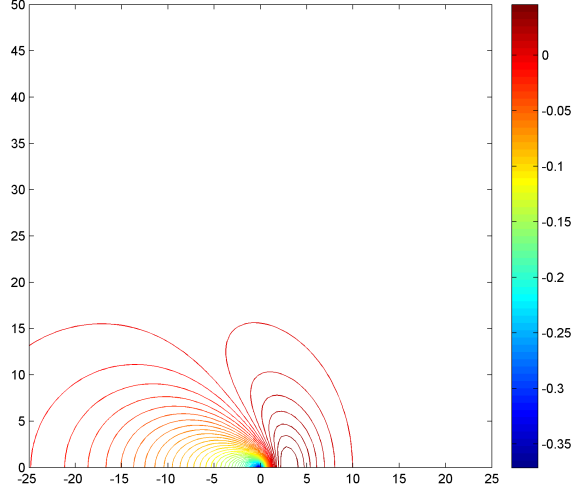


Figure 2: Contour plots of the stream function ψ_G in the β -plane, for the Green's function (3.1)-(3.2) for Rossby waves with a finite Rossby deformation radius ($\bar{k}_d = 0.25$).

radius $R_d \rightarrow \infty$), the outer zone (i) does not exist. Thus we expect that a finite R_d will be important at large distances r from the source, whereas points very close to the source will not be significantly affected by a finite R_d .

Figure 1 shows a contour plot of the Veronis (1958) Green's function (3.41) for the stream function ψ in the normalized (x, y) -plane (i.e. the β -plane), at time $\beta t = 1$. The (x, y) coordinates can be written in the form:

$$x = \frac{\alpha \cos \phi}{\beta t}, \quad y = \frac{\alpha \sin \phi}{\beta t}, \quad \alpha = \beta r t. \quad (5.9)$$

We set $N = 1$. If we choose the parameters:

$$\beta = 10^{-11} \text{m}^{-1} \text{s}^{-1}, \quad L = (\beta T)^{-1} = 1000 \text{km} \quad (5.10)$$

then the plot corresponds to a time $t \sim 10^5$ seconds, which is about a day ($1 \text{day} = 8.64 \times 10^4$ seconds) and a distance $\Delta x = 1$ corresponds to 1000km. The contour plot of ψ is similar to Figure 1 of Veronis (1958).

Figure 2 shows a contour plot of ψ_G in the (x, y) -plane for the case $\bar{k}_d = k_d L = 0.25$, which for $L = 1000 \text{km}$ basic scale length, corresponds to a Rossby deformation radius of $R_d = 4000 \text{km}$. In this case, the dividing boundary $r_b(t) = \beta t / k_d^2$ between the inner and outer region solutions is at $r_b = 16,000 \text{km}$ for the parameters (5.9) with $\beta t = 10^{-6} \text{m}^{-1}$.

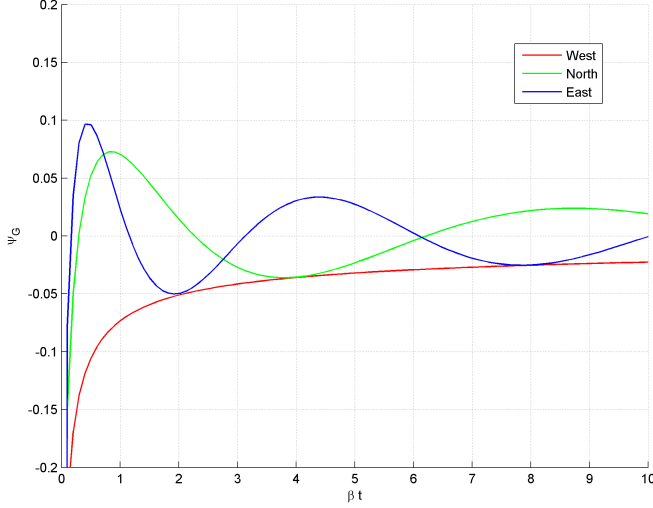


Figure 3: Stream function ψ_G versus t for the Green's function (3.1)-(3.2) for Rossby waves at $\bar{r} = 5$ with an infinite Rossby deformation radius $k_d = 0$. By symmetry, the southern solution (not shown) is the same as the northern solution.

Figure 3 shows the time variation of ψ_G for the Green's function (3.1)-(3.2) for the infinite Rossby radius case ($k_d = 0$) at $\bar{r} = r/L = 5$, in the north, west and east directions. The variation in the south direction is the same as in the north direction, due to the north-south symmetry of the solution. The western solution profile is a monotonic increasing function of βt . The eastern ($\phi = 0$) and northern ($\phi = 90^\circ$) solutions oscillate, with decreasing amplitude for large t , and are tangent to the western solution at specific times ($\beta t \approx 2$ and $\beta t \approx 8$ for the eastern solution and $\beta t = 4$ for the northern solution). From (3.41), the Veronis Green's function depends on $\alpha = \beta r t$ and $\gamma = \cos(\phi/2)$. Thus the βt axis could be replaced by the $\beta t r$ axis divided by the constant r value (i.e. $\bar{r} = 5$). In other words, the plot in Figure 3, could also be re-interpreted as showing the radial dependence of the solution for a fixed t .

Figure 4 shows the time variation of ψ_G for the Green's function (3.1)-(3.2) versus βt for a fixed r ($\bar{r} = 5$) for the case of a finite Rossby radius ($\bar{k}_d = 0.25$). The figure shows the change in the solution compared to the infinite Rossby deformation radius case in Figure 3. The amplitude of ψ_G is comparable to the infinite Rossby deformation radius case in figure 3, but now all of solution curves (for the North, East, West cases) oscillate in time, whereas for the $k_d = 0$ case in Figure 3, the western solution curve is monotonic.

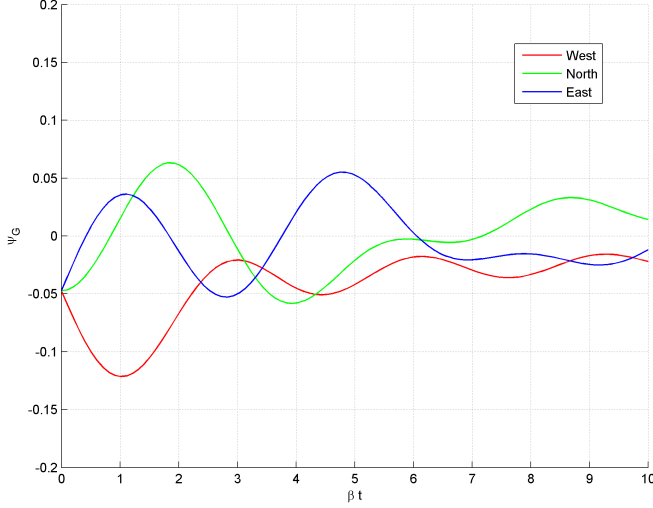


Figure 4: Stream function ψ_G versus t for the Green's function (3.1)-(3.2) for Rossby waves at $\bar{r} = 5$, with a finite Rossby deformation radius ($\bar{k}_d = 0.25$). By symmetry, the southern solution (not shown) is the same as the northern solution.

Figure 5, shows the western, northern and eastern solution curves for the case $k_d = 0$ (solid curves) as compared to the finite Rossby radius solutions ($\bar{k}_d = 0.25$) again for $\bar{r} = 5$. Notice how the $\bar{k}_d = 0.25$ solutions oscillate about the $k_d = 0$ solutions. The maxima and minima for $\bar{k}_d = 0.25$ case, are now displaced from the origin ($\beta t = 0$).

5.3 Rotating wind Green's function

In this section, we investigate the rotating wind Green's function (4.1)-(4.3). The solution, can be written as a dimensionless integral over $\bar{k} = kL$ where L is a characteristic scale length, i.e.,

$$\psi_G = -\frac{N}{2\pi} \int_0^\infty d\bar{k} \frac{\bar{k}}{\bar{k}^2 + \bar{k}_d^2} J_0(D), \quad (5.11)$$

where

$$D = \left\{ [\bar{k}\bar{x} + \bar{a} \sin \bar{t}]^2 + [\bar{k}\bar{y} + \bar{a} - \bar{a} \cos \bar{t}]^2 \right\}^{1/2}, \quad (5.12)$$

$$\bar{a} = \frac{\bar{k}\bar{\beta}}{\bar{k}^2 + \bar{k}_d^2}, \quad \bar{\beta} = \frac{\beta L}{\Omega}, \quad \bar{t} = \Omega t. \quad (5.13)$$

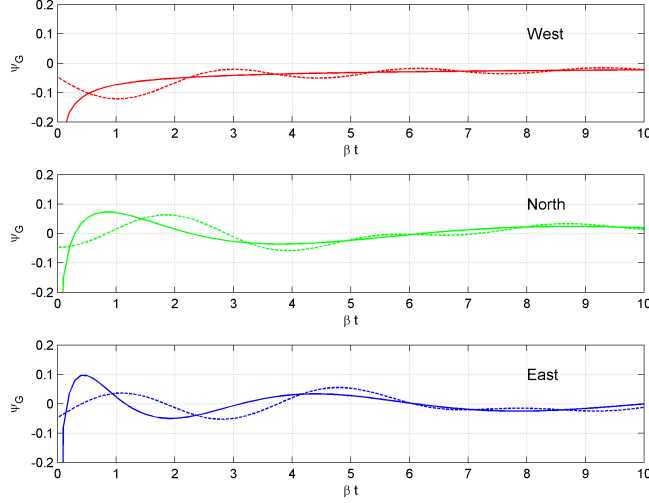


Figure 5: Stream function ψ_G versus t for the Green's function (3.1)-(3.2) for Rossby waves at $\bar{r} = 5$ with a finite Rossby deformation radius ($\bar{k}_d = 0.25$ dashed curves) compared to the infinite Rossby radius solutions ($k_d = 0$ solid curves).

A typical value of the parameter $\bar{\beta}$ corresponds to $\Omega = 2 \times 10^{-5} \text{s}^{-1}$, $L = 1000 \text{km}$, and $\beta = 10^{-11} \text{m}^{-1} \text{s}^{-1}$. This results in $\bar{\beta} = 10^{-11} \times 10^6 / (2 \times 10^{-5}) = 0.5$ as a typical value for $\bar{\beta}$. Here, we take $\Omega = V_w / L$ corresponding to an azimuthal wind in the β -plane in which $V_w = 80 \text{km hr}^{-1}$ and $L = 1000 \text{km}$.

Figure 6 (left panel) shows a contour plot of the Rossby wave Green's function (5.11) for the parameter values $\bar{\beta} = 0.5$, $N = 1$, at time $\bar{t} = 0$ for the case $\bar{k}_d = 0$ (infinite Rossby deformation radius), and the right panel, shows the solution at time $\Omega t = \bar{t} = \pi/4$. The main point to note is the rotation of the contours at time $\bar{t} = \pi/4$ compared with the contours at time $\bar{t} = 0$. Figure 7, shows similar contour plots of ψ_G for the case $\bar{k}_d = 0.25$ at time $\bar{t} = 0$ (left panel), and ψ_G at time $\bar{t} = \Omega t = \pi/4$ (right panel). The case with $k_d = 0.25$ is similar to the contour plots for $k_d = 0$ (Figure 6) except that the contours are more confined and compressed than the $k_d = 0$ contours.

6. Concluding Remarks

In this paper we obtained Green's function solutions for Rossby waves on a rotating planet, using the β -plane approximation. The solutions were obtained for the case

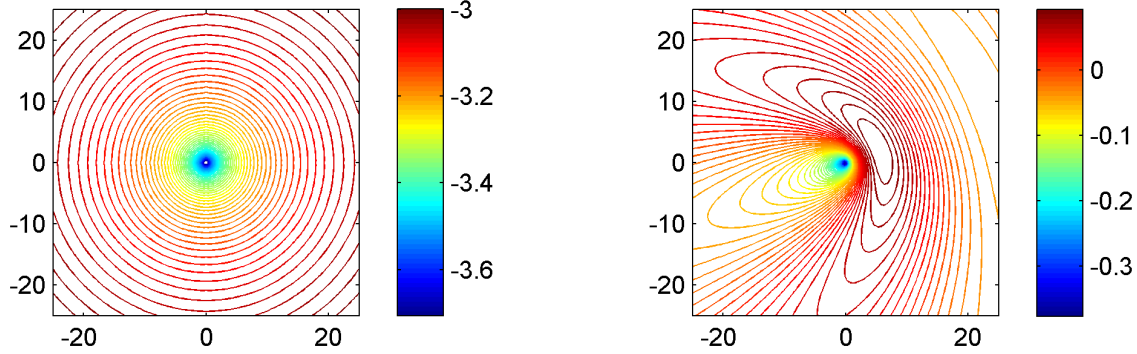


Figure 6: Stream function contours for ψ_G in the β -plane, for the Green's function (5.11)-(5.13) for Rossby waves in a rotating wind. The parameter $\bar{\beta} = \beta L / \Omega = 0.5$, describes both the rotation rate of the wind (Ω) and the Coriolis effect by the Rossby shear parameter β . The Rossby deformation radius $R_d \rightarrow \infty$ ($k_d = 0$). The left panel is at time $t = 0$ and right panel is at time $\Omega t = \pi/4$.

in which the background flow includes a local rotating wind (e.g. McKenzie and Webb (2015)), in which the local background fluid velocity $\mathbf{U} = U_\phi \mathbf{e}_\phi = r\Omega \mathbf{e}_\phi$ in the β -plane. The local (x, y) coordinates in the β -plane are Cartesian coordinates corresponding to the east (x) and north (y) directions where $x = r \cos \phi$, $y = r \sin \phi$, and $\mathbf{e}_\phi = (-\sin \phi, \cos \phi, 0)$ and $\mathbf{e}_z = (0, 0, 1)^T$ is the local vertical direction at latitude θ , and Ω is assumed constant.

We first considered the Green's function for the case of no local wind ($\Omega = 0$), with a delta function source term $Q = N\delta(x)\delta(y)\delta(t)$ in the Rossby wave vorticity equation (2.9) (Section 2). This Green's function was studied by Veronis (1958) who was interested in oceanic Rossby waves. We obtain a different, but equivalent form for the Green's function. Veronis (1958) only studied in detail the Green's function for the case of an infinite Rossby deformation radius ($k_d = 0$ or $R_d \rightarrow \infty$) for which the solution could be reduced to a tractable form in terms of an integral involving a Bessel function of the first kind of order zero. Our analysis gives the Green's function, in a tractable form, for both $k_d \neq 0$ and for $k_d = 0$. We show the equivalence of our Green's function to the Veronis form of the Green's function for $k_d = 0$ (Appendices B and C), after a typographical error in the Veronis solution is accounted for. The difference in the two forms of the solutions occurs because of the different integration variables used in the two formulations.

A similar Fourier transform method was used to determine the Green's function ψ for the stream function in Section 4, for the case of a local rotating wind in the

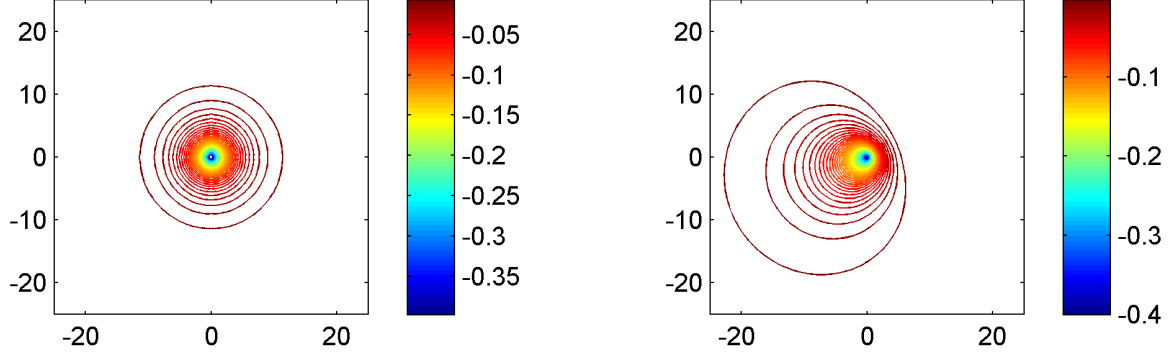


Figure 7: Stream function contours for ψ_G in the β -plane, for the Green's function (5.11)-(5.13) for Rossby waves in a rotating wind. The parameter $\bar{\beta} = \beta L / \Omega = 0.5$, describes both the rotation rate of the wind (Ω) and the Coriolis effect by the Rossby shear parameter β . The Rossby deformation radius $R_d = 1/k_d$ where $\bar{k}_d = 0.25$ and $k_d = \bar{k}_d / L$. The left panel is at time $t = 0$ and right panel is at time $\Omega t = \pi/4$.

β -plane, with constant angular velocity Ω about the local vertical direction (the z -axis), in which the wind rotates from east to north. The rotation operator about the local z axis, under Fourier transformation, transforms to the rotation operator $-\Omega(\partial/\partial\Phi)$ in \mathbf{k} space, where $\mathbf{k} = (k_x, k_y) = k(\cos\Phi, \sin\Phi)$ is the wave number, and Φ is the azimuthal angle in \mathbf{k} -space. The problem reduces to solving a first order ordinary differential equation for the transform $\bar{\psi}$, where the independent variable is the azimuthal angle Φ in \mathbf{k} -space. The required solution in \mathbf{k} -space is obtained by requiring that the solution is 2π -periodic in Φ . The inversion of the transform $\bar{\psi}$ is carried out using the generating function identity for Bessel functions of the first kind, listed in Abramowitz et al, (1965) and by using a Neumann series identity for the sum of products of Bessel functions (Gradshteyn and Ryzhik, 2000). The solution is given as an integral over k and involves a zero order Bessel function of argument D (i.e. $J_0(D)$), in which D depends on x, y, t and Ω . In the limit as $\Omega \rightarrow 0$ the solution reduces to the Green's function solution of section 3, in which $\Omega = 0$.

Illustrative solutions of the Rossby wave Green's function for the case of no rotating wind ($\Omega = 0$) and for the rotating wind case ($\Omega \neq 0$) were given in section 5. The stream function ψ_G for an infinite Rossby deformation radius ($k_d = 0$) obtained by Veronis (1958) was compared with the Rossby wave solution with $R_d = 4000\text{km}$ ($\bar{k}_d = 0.25$) (Figures 1 and 2). The direction of the fluid velocity is parallel to the

contours of the stream function in these examples ($\mathbf{u} = (-\psi_y, \psi_x)$ in the β plane). The Green's function solutions for the stream function ψ_G versus the time parameter βt for both the $k_d = 0$ and $\bar{k}_d = 0.25$ and $\bar{r} = 5$, were displayed in Figures 3-5. In the infinite Rossby wave deformation radius limit ($k_d = 0$), ψ_G has the functional form $\psi_G = \psi_G(\beta r t, \cos(\phi/2))$ (see Figure 3). The solution for ψ_G for $k_d \neq 0$ (finite R_d) has the functional form: $\psi_G = \psi_G(\beta r t, k_d r, \cos(\phi/2))$. Figure 5 shows that the solution for $\bar{k}_d = 0.25$ oscillates about the $k_d = 0$ solution. The solution is symmetric about the east-west axis (i.e. the northern solution is the same as the southern solution).

Figure 6 shows contour plots of ψ_G for the rotating wind Green's function (4.1)-(4.3) at time $t = 0$ and at time $\Omega t = \pi/4$. The initial Green's function at time $t = 0$ is circularly symmetric in the β -plane, but is rotated and skewed at time $\Omega t = \pi/4$. The contours are symmetric about the oblique symmetry axis, are flattened to the East, and elongated to the west. The corresponding rotating wind Green's function for a finite Rossby deformation radius ($\bar{k}_d = 0.25$) at times $t = 0$ and $\Omega t = \pi/4$ are shown in Figure 7. These figures give a brief overview of the rotating wind Green's function, but further details of the solution for ψ_G remain to be explored.

Acknowledgements

We acknowledge stimulating discussions with the late J.F. McKenzie, who first suggested investigating the rotating wind Rossby wave problem. GMW was supported in part by NASA grant NNX15A165G.

Appendix A

In this appendix we derive the solution (3.25), $S = A$, of the wave eikonal equation (3.23) by the method of characteristics (e.g. Sneddon (1957), Courant and Hilbert (1989), Vol. 2). We first write (3.23) in the form:

$$F = r(p^2 + q^2 + k_d^2) - \beta p = 0, \quad (\text{A.1})$$

where

$$r = S_t, \quad p = S_x, \quad q = S_y. \quad (\text{A.2})$$

The characteristics of nonlinear, first order partial differential equations of the form (A.1) (Sneddon (1957), Courant and Hilbert (1989)) are given by:

$$\begin{aligned} \frac{dt}{d\tau} &= F_r, & \frac{dx}{d\tau} &= F_p, & \frac{dy}{d\tau} &= F_q, & \frac{dS}{d\tau} &= rF_r + pF_p + qF_q, \\ \frac{dr}{d\tau} &= -(F_t + rF_S), & \frac{dp}{d\tau} &= -(F_x + pF_S), & \frac{dq}{d\tau} &= -(F_y + qF_S), \end{aligned} \quad (\text{A.3})$$

where $F_\phi = \partial F / \partial \phi$ is the partial derivative of F with respect to ϕ , and τ is a parameter along the characteristics.

Using (A.1) to evaluate the derivatives in (A.3), we obtain:

$$\frac{dr}{d\tau} = 0, \quad \frac{dp}{d\tau} = 0, \quad \frac{dq}{d\tau} = 0, \quad (\text{A.4})$$

with solutions:

$$r = r_0, \quad p = p_0, \quad q = q_0, \quad (\text{A.5})$$

where r_0 , p_0 and q_0 are constants on the characteristics, subject to the partial differential equation constraint:

$$r_0(p_0^2 + q_0^2 + k_d^2) - \beta p_0 = 0, \quad (\text{A.6})$$

i.e. (r_0, p_0, q_0) must satisfy the original partial differential equation (A.1).

Computing the remaining derivatives in (A.3) gives:

$$\begin{aligned} \frac{dx}{d\tau} &= 2rp - \beta, & \frac{dy}{d\tau} &= 2rq, & \frac{dt}{d\tau} &= p^2 + q^2 + k_d^2, \\ \frac{dS}{d\tau} &= p(2pr - \beta) + q(2rq) + r(p^2 + q^2 + k_d^2) = 2r(p^2 + q^2) + F \equiv 2r(p^2 + q^2), \end{aligned} \quad (\text{A.7})$$

where we have used the fact that $F = 0$ on the characteristics. Because r , p and q are constants on the characteristics, the integration of (A.7) is straightforward. We obtain the integrals:

$$\begin{aligned} t &= (p_0^2 + q_0^2 + k_d^2)\tau, & x &= (2r_0p_0 - \beta)\tau, \\ y &= 2r_0q_0\tau, & S &= 2r_0(p_0^2 + q_0^2)\tau, \end{aligned} \quad (\text{A.8})$$

where we have chosen the integration constants such that t , x , y and S are all zero at $\tau = 0$. From (A.8) we obtain the equations:

$$\begin{aligned} x + \beta\tau &= 2r_0p_0\tau, & y &= 2r_0q_0\tau, \\ S^2 &= 4r_0^2 (p_0^2 + q_0^2)^2 \tau^2, & p_0^2 + q_0^2 &= k^2. \end{aligned} \quad (\text{A.9})$$

The last equation in (A.9) states that $S_x^2 + S_y^2 = k^2$. Also note from (A.9) that:

$$k^2 [(x + \beta\tau)^2 + y^2] = (p_0^2 + q_0^2) [4r_0^2(p_0^2 + q_0^2)\tau^2] = S^2. \quad (\text{A.10})$$

Finally using (A.8), (A.10) reads:

$$S^2 = (kx + \tilde{\beta}t)^2 + k^2y^2, \quad (\text{A.11})$$

which is the wave eikonal solution (3.25), which shows that (3.25) can be obtained by integrating the Cauchy characteristics.

Appendix B

In this appendix we discuss other forms of the Veronis (1958) Rossby wave Green's function, obtained for the case of an infinite Rossby deformation radius ($k_d \rightarrow 0$, $R_d = 1/k_d \rightarrow \infty$). In the limit as $k_d \rightarrow 0$, the Green's function ψ_G in (3.40) reduces to:

$$\psi_G = -\frac{N}{2\pi} \int_{c-i\infty}^{c+i\infty} \frac{ds}{2\pi i} \exp\left(st - \frac{\beta x}{2s}\right) \frac{1}{s} K_0\left(\frac{\beta r}{2s}\right), \quad (\text{B.1})$$

where N is the normalization constant for the Green's function with source $Q = N\delta(x)\delta(y)\delta(t)$. We split the transform:

$$\bar{\psi}(s) = -\frac{N}{2\pi} \exp\left(-\frac{\beta x}{2s}\right) \frac{1}{s} K_0\left(\frac{\beta r}{2s}\right), \quad (\text{B.2})$$

into two separate functions as:

$$\begin{aligned} \bar{\psi}(s) &= -\frac{N}{2\pi} F_1(s) F_2(s), \\ F_1(s) &= \frac{1}{\sqrt{s}} \exp\left[-\frac{\beta(x+r)}{2s}\right], \\ F_2(s) &= \frac{1}{\sqrt{s}} \exp\left(\frac{\beta r}{2s}\right) K_0\left(\frac{\beta r}{2s}\right). \end{aligned} \quad (\text{B.3})$$

The inverse Laplace transform of (B.1) may be written as a convolution integral:

$$\psi_G = -\frac{N}{2\pi} \int_0^t f_2(\tau) f_1(t-\tau) d\tau \quad (\text{B.4})$$

$$\equiv -\frac{N}{2\pi} \int_0^t \left\{ \frac{2}{\sqrt{\pi\tau}} K_0\left(2\sqrt{\beta r\tau}\right) \right\} \left\{ \frac{1}{\sqrt{\pi(t-\tau)}} \cos\left(\sqrt{2\beta(x+r)(t-\tau)}\right) \right\} d\tau. \quad (\text{B.5})$$

(B.5) for ψ_G is the Green's function formula (20) of Veronis (1958). The expressions for $f_2(\tau)$ and $f_1(t-\tau)$ in (B.5) follow from the Laplace transforms:

$$\begin{aligned} \mathcal{L}^{-1}\left[\frac{1}{\sqrt{p}} \exp\left(-\frac{\alpha}{p}\right)\right] &= \frac{1}{\sqrt{\pi t}} \cos\left(2\sqrt{\alpha t}\right), \\ \mathcal{L}^{-1}\left[\frac{1}{\sqrt{p}} \exp\left(\frac{\alpha}{p}\right) K_0\left(\frac{\alpha}{p}\right)\right] &= \frac{2}{\sqrt{\pi t}} K_0\left(\sqrt{8\alpha t}\right), \end{aligned} \quad (\text{B.6})$$

where \mathcal{L}^{-1} denotes the inverse Laplace transform operation [e.g. Erdelyi et al. (1954), Vol. 1, formula (37), p.345; and formula (33), p.282].

By using the transformations:

$$\tau = t \sin^2 \Theta, \quad x = r \cos \phi, \quad (\text{B.7})$$

and by introducing the variables:

$$\alpha = \beta r t, \quad \gamma = \cos(\phi/2), \quad (\text{B.8})$$

(note $x + r = 2r\gamma^2$), the convolution integral (B.5) reduces to:

$$\begin{aligned} \psi_G &= -\frac{2N}{\pi^2} \int_0^{\pi/2} K_0(\sqrt{4\alpha} \sin \Theta) \cos(2\sqrt{\alpha}\gamma \cos \Theta) d\Theta \\ &= -\frac{N}{\pi^2} \int_0^\pi K_0(\sqrt{4\alpha} \sin \Theta) \cos(2\sqrt{\alpha}\gamma \cos \Theta) d\Theta. \end{aligned} \quad (\text{B.9})$$

Using Basset's integral:

$$K_0(r\delta) = \int_0^\infty \frac{\cos(ru)}{\sqrt{u^2 + \delta^2}} du, \quad (\text{B.10})$$

(Abramowitz and Stegun (1965), formula 9.6.21, p. 376, with $x \rightarrow r\delta$, $t \rightarrow u/\delta$, see also Veronis (1958)], we obtain:

$$K_0(\sqrt{4\alpha} \sin \Theta) = \int_0^\infty \frac{\cos(u \sin \Theta)}{\sqrt{u^2 + 4\alpha}} du, \quad (\text{B.11})$$

as an integral representation of the K_0 Bessel term in (B.9).

Using (B.11) in (B.9) and switching the order of integration gives:

$$\psi_G = -\frac{N}{\pi^2} \int_0^\infty du \frac{g(u, \alpha, \gamma)}{\sqrt{u^2 + 4\alpha}}, \quad (\text{B.12})$$

and

$$\begin{aligned} g(u, \alpha, \gamma) &= \int_0^\pi \cos(u \sin \Theta) \cos(2\sqrt{\alpha}\gamma \cos \Theta) d\Theta \\ &\equiv \frac{1}{2} \int_0^\pi \left\{ \cos(u \sin \Theta - 2\sqrt{\alpha}\gamma \cos \Theta) + \cos(u \sin \Theta + 2\sqrt{\alpha}\gamma \cos \Theta) \right\} d\Theta \\ &= \frac{1}{2} \int_0^\pi \{ \cos[A \sin(\Theta - \epsilon)] + \cos[A \sin(\Theta + \epsilon)] \} d\Theta. \end{aligned} \quad (\text{B.13})$$

where

$$A \cos \epsilon = u, \quad A \sin \epsilon = 2\sqrt{\alpha}\gamma, \quad A = (u^2 + 4\gamma^2\alpha)^{1/2}. \quad (\text{B.14})$$

Using the Bessel function generating identity in the form:

$$\cos(z \sin \theta) = \sum_{n=-\infty}^{\infty} J_n(z) \cos(n\theta), \quad (\text{B.15})$$

with $z \rightarrow A$ and $\theta \rightarrow \Theta \pm \epsilon$, (B.13) reduces to:

$$\begin{aligned} g(u, \alpha, \gamma) &= \frac{1}{2} \int_0^\pi \sum_{n=-\infty}^{\infty} J_n(A) \{ \cos[n(\Theta + \epsilon)] + \cos[n(\Theta - \epsilon)] \} d\Theta \\ &= \sum_{n \neq 0} J_n(A) \cos(n\epsilon) \frac{\sin(n\pi)}{n} + \pi J_0(A) \equiv \pi J_0(A), \end{aligned} \quad (\text{B.16})$$

(note that $\sin(n\pi) = 0$).

Using (B.16) in (B.12) gives:

$$\begin{aligned} \psi_G &= -\frac{N}{\pi} \int_0^\infty \frac{du}{\sqrt{u^2 + 4\alpha}} J_0 \left[\sqrt{u^2 + 4\gamma^2 \alpha} \right] \\ &\equiv -\frac{N}{\pi} \int_0^\infty \frac{dz}{\sqrt{1 + z^2}} J_0 \left[2\sqrt{\alpha} (z^2 + \gamma^2)^{1/2} \right], \end{aligned} \quad (\text{B.17})$$

where we used the transformation of variables $z = u/\sqrt{4\alpha}$. The solution (B.17) is essentially (21) of Veronis (1958), except $\sqrt{\alpha}$ is replaced by α in his equation (21). This means that α must be replaced by $\sqrt{\alpha}$ in Veronis's equation (22).

Appendix C

In this appendix we show that the Green's function ψ_V obtained by Veronis for the case $k_d = 0$, given in (3.41) is equivalent to the Green's function in proposition 3.1 and in (3.1) and (3.2). From (3.41),

$$\psi_V = -\frac{N}{\pi} \int_0^\infty \frac{dz}{\sqrt{1 + z^2}} J_0 \left[2\sqrt{\alpha} (z^2 + \gamma^2)^{1/2} \right]. \quad (\text{C.1})$$

This is equivalent to the Green's function (3.1)-(3.2) with $k_d = 0$:

$$\psi_G = -\frac{N}{2\pi} \int_0^\infty \frac{dk}{k} J_0(A), \quad (\text{C.2})$$

where

$$A = \left[\left(kx + \frac{\beta t}{k} \right)^2 + k^2 y^2 \right]^{1/2}. \quad (\text{C.3})$$

In the Veronis (1958) paper, $\sqrt{\alpha} \rightarrow \alpha$ in (C.1). This is a typographical error in Veronis' equation (21). One expects that there is a transformation of the integration variable, that maps the Green's function (C.1) onto the Green's function (C.2)-(C.3), in which the argument of the J_0 Bessel function does not change. This will be the case, if:

$$[4\alpha(z^2 + \gamma^2)]^{1/2} = \left[\left(kx + \frac{\beta t}{k} \right)^2 + k^2 y^2 \right]^{1/2} \equiv A. \quad (\text{C.4})$$

Squaring (C.4) gives:

$$4\alpha(z^2 + \gamma^2) = k^2 r^2 + \left(\frac{\beta t}{k} \right)^2 + 2\beta t x. \quad (\text{C.5})$$

Noting that

$$4\alpha\gamma^2 \equiv 4\beta r t \gamma^2 = 4\beta r t \cos^2(\theta/2) = 2\beta t(x + r), \quad (\text{C.6})$$

and using (C.6) and (C.5) gives the equation:

$$\left(kr - \frac{\alpha}{kr} \right)^2 = 4\alpha z^2. \quad (\text{C.7})$$

Taking the square root of (C.7) gives:

$$\sqrt{4\alpha} z = \sigma \left(kr - \frac{\alpha}{kr} \right) \quad \text{where } \sigma = \pm 1. \quad (\text{C.8})$$

An inspection of (C.8) reveals that $z = 0$ when $k = k_c$ where

$$k_c r = \sqrt{\alpha}. \quad (\text{C.9})$$

By sketching the graph of z versus kr in (C.8) shows that it is necessary to choose the $\sigma = 1$ branch for $k > k_c$ and to choose the $\sigma = -1$ branch for $0 < k < k_c$. These choices ensure that z is positive (i.e. $0 < z < \infty$). Thus, transformations (C.8) can be written as:

$$\sqrt{4\alpha} z = \begin{cases} \alpha/(kr) - kr & \text{if } k < k_c \quad (\sigma = -1), \\ kr - \alpha/(kr) & \text{if } k > k_c \quad (\sigma = 1). \end{cases} \quad (\text{C.10})$$

Equation (C.8) can be expressed as a quadratic equation for kr as:

$$(kr)^2 - \sigma \sqrt{4\alpha} z (kr) - \alpha = 0, \quad (\text{C.11})$$

with solutions:

$$kr = \sqrt{\alpha} \left(\sigma z \pm \sqrt{z^2 + 1} \right). \quad (\text{C.12})$$

Since we require $kr > 0$ and $z > 0$ in (C.1) and (C.2) we choose the transformations:

$$kr = \begin{cases} \sqrt{\alpha}(\sqrt{z^2 + 1} - z) & \text{for } k < k_c, \\ \sqrt{\alpha}(z + \sqrt{z^2 + 1}) & \text{for } k > k_c. \end{cases} \quad (\text{C.13})$$

From the transformations (C.10) we obtain:

$$dz = \frac{\sigma}{\sqrt{4\alpha}} \frac{dk}{k} \left(kr + \frac{\alpha}{kr} \right), \quad \sqrt{z^2 + 1} = \frac{1}{\sqrt{4\alpha}} \left(kr + \frac{\alpha}{kr} \right), \quad \frac{dz}{\sqrt{z^2 + 1}} = \sigma \frac{dk}{k}. \quad (\text{C.14})$$

The Green's function ψ_G in (C.2) can be written in the form:

$$\begin{aligned} \psi_G &= -\frac{N}{2\pi} \left(\int_0^{k_c} + \int_{k_c}^{\infty} \right) \frac{dk}{k} J_0(A) \\ &\equiv -\frac{N}{2\pi} [I(0, k_c) + I(k_c, \infty)], \end{aligned} \quad (\text{C.15})$$

where $I(0, k_c)$ is the integral from $k = 0$ to $k = k_c$ and $I(k_c, \infty)$ is the integral over the range $k_c < k < \infty$. Using (C.4) and (C.14) we obtain:

$$\begin{aligned} I(0, k_c) &= \int_0^{\infty} \frac{dz}{\sqrt{z^2 + 1}} J_0 \left(\sqrt{4\alpha}(z^2 + \gamma^2) \right), \\ I(k_c, \infty) &= \int_0^{\infty} \frac{dz}{\sqrt{z^2 + 1}} J_0 \left(\sqrt{4\alpha}(z^2 + \gamma^2) \right). \end{aligned} \quad (\text{C.16})$$

Substituting (C.16) into (C.15) we obtain:

$$\psi_G = \psi_V, \quad (\text{C.17})$$

which proves that the Green's function ψ_G of (3.1) and (3.2) is equivalent to the Green's function ψ_V in (C.1) obtained by Veronis (1958). It is clear from the above analysis, that

$$\psi_G = -\frac{N}{\pi} \int_0^{k_c} \frac{dk}{k} J_0(A), \quad (\text{C.18})$$

is an alternative formula for ψ_G .

References

Abramowitz, M. and Stegun, I.A. 1965, Handbook of Mathematical Functions, Dover: New York.

- Courant R. and Hilbert, D. 1989, *Methods of Mathematical Physics*, **2**, Wiley New York.
- Dickinson, R. E., 1968, Planetary Rossby waves propagating vertically through weak westerly wind wave guides, *J. Atmos. Sci.*, **25**, 984-1002.
- Dickinson, R.E. 1969a, Propagators of atmospheric motions, 1. Excitation by point impulses, *Rev. of Geophys. and Space Phys.*, **7**, No. 3, August 1969, 483-514.
- Dickinson, R.E. 1969b, Propagators of atmospheric motions, 2. Excitation by switch-on source, *Rev. of Geophys. and Space Phys.*, **7**, no. 3, 515-538.
- Duba, C. T. and McKenzie, J.F. 2012, Properties of Rossby waves for latitudinal β -plane variations of f and zonal variations of the shallow water speed, *Ann. Geophys.*, **30**, 849-855, doi:10.5194/angeo-30-849-2012
- Duba, C.T., Doyle, T.B. and McKenzie, J.F. 2014, Rossby wave patterns in zonal and meridional winds, *Geophys. and Astrophys. Fluid Dynamics*, **108**, Issue 3, May 2014, p. 237-257.
- Eckart, C. 1960, *Hydrodynamics of Oceans and Atmospheres*, Pergamon Press, 1960.
- Erdelyi, A., Magnus, W., Oberhettinger, F., and Tricomi, G. 1954, *Tables of Integral Transforms*, Volume 1, McGraw Hill, 1954.
- Gill, A.E. 1982, *Atmosphere and Ocean Dynamics*, Academic Press, London, 662pp.
- Gradshteyn, I. S. and Ryzhik, I. M.: 2000, *Tables of Integrals Series and Products*, sixth edition, p. 930, formula 8.530, Ed. Alan Jeffrey, Assoc. Ed. Dan Zwillinger, (Academic Press: San Diego, London)
- Lighthill, M. J. 1978, *Waves in Fluids*, Cambridge University Press, 504pp.
- Longuet-Higgins, M.S. 1964, Planetary waves on a rotating sphere, *Proc. Roy. soc. Lond., A*, **279**, 446-473.
- McKenzie, J. F. 2014, Group velocity and radiation pattern of Rossby waves, *Geophys. and Astrophys. fluid Dynamics*, **108**, 225-268, doi:10.1080/03091929.2014.896459
- McKenzie, J. F. and Webb, G. M. 2015, Rossby Waves in an Azimuthal Wind, *Geophys. and Astrophys. Fluid Dynamics*, **109**, Issue 1, p. 21-38, <http://dx.doi.org/10.1080/03091929.2014.986473>

- Pedlosky J, 1987, *Geophysical Fluid Dynamics*, 2nd Edition, Springer Verlag, New York, 710pp.
- Rhines, P. B. 2003, Rossby waves. In *Encyclopedia of Atmospheric Sciences*, Edited by J.R. Holton, J.A. Curry and J.A. Pyle, pp. 1-37 (Academic Press: Oxford).
- Sneddon, I. N. 1957, *Elements of Partial Differential Equations*, McGraw Hill-Kogakusha, New York, International Series in Pure and Applied Mathematics, Ed. W. T. Martin, International student edition.
- Vallis, G. 2006, *Atmospheric and Oceanic Fluid Dynamics: Fundamentals and Large-Scale Circulation*, (Cambridge: Cambridge University Press).
- Veronis, G. 1958, On the transient response of a β -plane ocean, *Jour. Oceanogr. Soc. Japan*, **14**, No. 1, (pp. 5).
- Whitham, G. B. 1974, *Linear and Nonlinear Waves*, Wiley, New York.