

Dispersion Corrected Structural Properties and Quasiparticle Band Gaps of Several Organic Energetic Solids

S. Appalakondaiah,[†] G. Vaitheeswaran,^{*,†} and S. Lebègue[‡]

*Advanced Centre of Research in High Energy Materials (ACRHEM), University of Hyderabad,
Prof. C. R. Rao Road, Gachibowli, Hyderabad - 500 046, India., and Laboratoire de
Cristallographie, Résonance Magnétique et Modélisations (CRM2, UMR CNRS 7036), Institut
Jean Barriol, Université de Lorraine, BP 239, Boulevard des Aiguillettes, 54506
Vandoeuvre-lès-Nancy, France.*

E-mail: gvaithee@gmail.com

Phone: +91-40-23138709. Fax: +91-40-23012800

*To whom correspondence should be addressed

[†]Advanced Centre of Research in High Energy Materials (ACRHEM), University of Hyderabad, Prof. C. R. Rao Road, Gachibowli, Hyderabad - 500 046, India.

[‡]Laboratoire de Cristallographie, Résonance Magnétique et Modélisations (CRM2, UMR CNRS 7036), Institut Jean Barriol, Université de Lorraine, BP 239, Boulevard des Aiguillettes, 54506 Vandoeuvre-lès-Nancy, France.

Abstract

We have performed *ab initio* calculations for a series of energetic solids to explore their structural and electronic properties. To evaluate the ground state volume of these molecular solids, different dispersion correction methods were accounted in DFT, namely the Tkatchenko-Scheffler method (with and without self-consistent screening), Grimme's methods (D2, D3(BJ)) and the vdW-DF method. Our results reveals that dispersion correction methods are essential in understanding these complex structures with van der Waals interactions and hydrogen bonding. The calculated ground state volumes and bulk moduli show that the performance of each method is not unique, and therefore a careful examination is mandatory for interpreting theoretical predictions. This work also emphasizes the importance of quasiparticle calculations in predicting the band gap, which is obtained here with the GW approximation. We find that the obtained band gaps are ranging from 4 to 7 eV for the different compounds, indicating their insulating nature. In addition, we show the essential role of quasiparticle band structure calculations to correlate the gap with the energetic properties.

Introduction

Energetic materials are good candidates for many civil, industrial and military applications due to their capability of rapid chemical decomposition with a large energy release to their surroundings by an external stimuli. Recently, a large community of researchers has shown interest on these compounds, conducting their research with new strategies to improve the performance, effectively dealing with safety and develop new compounds which are less hazardous to the environment. Currently, experiments on these materials are increasing in order to explore important properties such as structural, optical and chemical decomposition mechanisms.¹⁻¹⁶ Indeed complex crystal structure and high sensitivity to a small external stimuli of these compounds present difficulties in experiments to examine the desired properties such as analysis of the bonding, stability, and studying the polymorphic phases of these materials. On the other hand, theoretical assessment on these materials is an alternative method to provide a description of the structural and electronic

properties at various conditions.

Density functional theory (DFT) is an efficient computational tool, and the use of this method resulted in significant advances for various materials. Conventional DFT methods with existing standard approximations to the exchange-correlational functionals (modeled using the local density approximation (LDA)¹⁷ or the generalized gradient approximation (GGA) with different flavors such as PBE¹⁸ or PW91¹⁹) are in excellent agreement with experiments for covalent and metallic systems. However standard DFT has two major general drawbacks in: 1) treating long range dispersive interactions and 2) predicting (and reproducing) the band gap from Kohn-Sham eigenvalues. In fact, these two problems play an important role in energetic materials to determine the structure, bonding, and sensitivities, as described below.

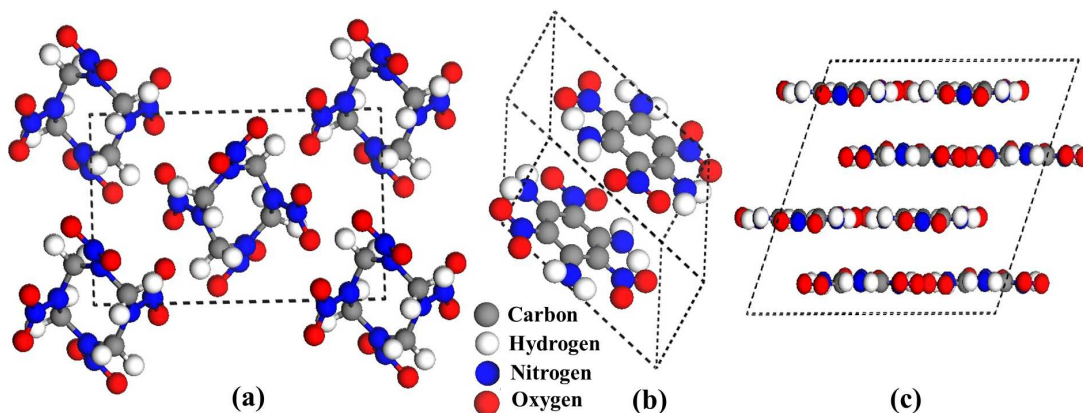


Figure 1: (Color online) Experimental crystal structures: (a) β -HMX, (b) unit cell of TATB and (c) super cell of TATB.

It is known that most of the energetic materials are molecular solids (including layered compounds), where the crystal packing between adjacent molecules is governed by both van der Waals interactions and hydrogen bonding (as particularly observed in C-H-N-O based molecular crystals). For example, the structures of two widely used high energetic materials, β -HMX and TATB, are shown in Figure .1. Earlier, Byrd and co-workers^{20,21} studied different energetic materials with conventional DFT methods using various exchange-correlational functionals (such as LDA, PBE, and PW91). Their results clearly show large errors in reproducing the ground state volume. The

discrepancy between theory and experiments leads to difference in the density (ρ_0), which has drastic effects in reproducing the energetic properties of these solids in terms of detonation velocity ($D_v \propto \rho_0$) and pressure ($D_p \propto \rho_0^2$). This deviation in reproducing ground state volumes between conventional DFT methods and experiments was expected due to the fact that non local dispersive interactions were not accounted in their calculations. To correct this discrepancy between available experiments and DFT results for the ground state volumes, it is essential to include dispersive interactions in the calculations. There have been promising attempts made to fix this shortcoming, and considerable benchmarking studies are available with advanced methods for noble gas solids, layered, sparse and molecular crystals.^{22–32} In the case of energetic materials, Sorescu et al³³ performed calculations using Grimme’s³⁴ method for 10 systems and obtained improved results with an error for the ground state volumes ranging from approximately -3 to 4%. In addition, Landervilli et al. reported ground state volumes and bulk moduli for some energetic materials using Neuman and Perrin approach.³⁵ From our previous studies on nitromethane and FOX-7 solids,^{36,37} we also found good agreement using Grimme and TS methods. However, it is observed that although the mentioned dispersion corrected methods overcomes most of the difficulty in reproducing ground state volumes, the relative errors still show a mean absolute deviation of about 3 %.

Table 1: Summary of simulated structures used in the present work. All the calculations performed at kinetic energy cut off of 800 eV. Here, CS: Crystal structure, SG: space group, Z: no of formulas per unit cell, N: no of atoms per unit cell, and V : volume in Å³

Compound	CS	SG	Z (N)	V
β -HMX (C ₄ H ₈ N ₈ O ₈) ^a	Monoclinic	P2 ₁ /c	4 (56)	519.39
TATB (C ₆ H ₆ N ₆ O ₆) ^b	Triclinic	P $\bar{1}$	2 (48)	442.49
NTO (C ₂ H ₂ N ₄ O ₃) ^c	Monoclinic	P2 ₁ /c	4 (44)	450.29
TEX (C ₆ H ₆ N ₄ O ₈) ^d	Triclinic	P $\bar{1}$	2 (48)	433.64
TAG-MNT (C ₃ H ₁₂ N ₁₂ O ₂) ^e	Triclinic	P $\bar{1}$	2 (58)	525.60
FOX-7 (C ₂ H ₄ N ₄ O ₄) ^f	Monoclinic	P2 ₁ /c	4 (56)	515.89

a : Ref. 53, *b* : Ref. 54, *c* : Ref. 55, *d* : Ref. 56, *e* : Ref. 57, *f* : Ref. 58 .

Another important property concerning energetic materials is the electronic band gap. Earlier, Kuklja and coworkers estimated the narrowing of the band gap using molecular level calculations for different energetic materials from ambient to high pressure and studied the key role of band

gap as well as electronic excitations on the decomposition process.^{38–42} A few other studies were also proposed to model the link between the impact sensitivity and the electronic band gap with the PBE functional (for polymorphs of HMX, CL20 and the nitraromatic series MATB, DATB, and TATB) and reported that the lower is the band gap, then higher is the sensitivity.^{43,44} But the well known disagreement of the computed band gap using standard DFT functionals leads to an inaccurate estimation of the properties related to the band gap either in molecular or solid systems. However from our previous studies on some energetic materials (solid nitromethane, FOX-7, cynauric triazide)^{36,37,45} and another theoretical study on TATB by Fedorov et al,⁴⁶ it is known that the GW approximation^{47–52} can overcome this problem.

Therefore in the present work, we aim to carry out theoretical study of C-H-N-O based energetic solids for understanding the relative errors in structural properties using various dispersion correction methods and quasiparticle band structure calculations for obtain the accurate band gaps values. For this, we have chosen different energetic solids (namely β -HMX, TATB, NTO, TEX, TAG-MNT and FOX-7) to compare the obtained results with available experiments as well previous reports. Here, the computed energetic solids are popularly known compounds in which the inter (intra) molecular interactions resembles with mixed nature of both van der Waals and hydrogen bonding. In addition, the quasiparticle band gaps of these compounds are not yet reported to these compounds except for TATB.⁴⁶ The experimental crystal structure details and the corresponding information are presented in 1. It is also to be noted that performing both structural and quasiparticle band structure calculations for the above mentioned compounds are computationally expensive (see Table 1 for structural details^{53–58} in the view of number of atoms/cell), and hence we confined our self with six compounds. The rest of paper is organized as follows: in section II, we describe the computational techniques that we used, while the results and discussions are presented in section III. Finally, a brief conclusion is given in section IV.

Computational details

The calculations in the present work were carried out with the projector augmented wave (PAW)⁵⁹ implementation of VASP.⁶⁰ The generalized gradient approximation (GGA) in the PBE parameterization was considered as the exchange correlational functional.¹⁸ Structural optimizations were achieved by setting the convergence criteria for total energies are below $5e-06$ eV, residual forces to be less than $1e-3$ eV/Å and stresses are limited to 0.02 GPa. To correct the missing dispersion interactions, we have used several recently proposed methods such as PBE functional with pair potential methods D2, D3 (BJ), TS, TS+SCS and density functional (vdW-DF) methods as implemented in the VASP code. The details of the implementations and usage of these methods can be found elsewhere(Ref. 34,61–64). To obtain accurate band gaps, we have used the GW approximation.^{65,66} For getting accurate quasiparticle eigenvalues, we used 200 bands for the summation over the bands in the polarizability and the self-energy formulas, and the polarizability matrices were calculated up to a cut-off of 200 eV.

Results and discussions

Ground state volume and bulk modulus

Firstly, geometry optimizations were performed for six organic energetic solids with the various methods mentioned in the previous section. The complete list of resulting lattice parameters, angles, and volumes along with experimental results for all the compounds are presented in Supporting Information. As expected, the PBE functional overestimated the lattice parameters (around 5 %) and in some cases the monoclinic and triclinic angles are slightly too low (around 1 %). Overall the PBE functional overestimated the volumes ranging from 7 to 15 % as compared with experiments for the tested compounds(see Supporting Information Table. 1). On the other hand, various dispersion corrections to the PBE functional lead to an improvement in the structural parameters and the obtained results are in good agreement with experiments. Now, we will take a look into

the accurate dispersion correction method for organic energetic solids in the present work. In order to enable this, we tested the percentage of relative error ($\Delta X = ((X_{cal} - X_{exp}) / X_{exp}) \times 100$) in the lattice parameters, volumes and densities using various dispersion corrections. The obtained ΔX with dispersion corrections for lattice parameters are shown in 2(a)-(f) and ΔX for volumes are illustrated in 2. From 2, it is clear that ΔX ($X = a, b, \text{ and } c$) for lattice parameters using different approaches varies from -3 to +3% for all compounds, and none of the individual method achieved consistently minimal error results for the tested systems. Obviously this may be expected due to the mixed nature of vdW forces and hydrogen bonding in these organic energetic solids. For example, the considered compounds TATB as well as FOX-7 are layered solids and layers are dominated with vdW forces (along c -axis for TATB and b -axis for FOX-7) and hydrogen bonding is also an inherent accessible (C/N...O-H bonding pairs) for stability of these structures.

To further understand the performance of each functional, we considered the equilibrium volumes obtained with the various methods. Turning now to 2, the mean absolute deviation (MAD) of all dispersion correction methods is almost within a 1-2 % deviation with experiments and ΔV in the equilibrium volumes are scattered with each method used. For instance, by considering a case of less than 1% relative error at equilibrium volume, we found a good agreement with: the TS and D3(BJ) methods for β -HMX; the TS, TS+SCS and D3(BJ) methods for TATB; the D2 and vdW-DF methods for NTO and TEX systems. In contrast to these, all the dispersion corrected schemes (except D2) were found to show $< 1\%$ deviation for TAG-MNT and above 1% of deviation for FOX-7 in comparison with experiments. In addition to the present work, Sorescu et al³³ found -1.18 % for β -HMX, -3.24 % for TATB, and -0.48 % for FOX-7 using the PBE-D2 method; a deviation of -2 % was observed for β -HMX and TATB using the Neuman and Perrin approach;³⁵ Wu et al⁶⁷ reported the ground state volume of NTO with a deviation of -0.6 % using the D2 method. At this point, these observations indicates that dispersion correction methods replicate the volume with experiments, but the performance of each method is not unique for different compounds.

We next move to analyse the calculated density, which is an intrinsic parameter to determine explosive properties in energetic solids. As mentioned in the introduction $D_v \propto \rho$ and $D_p \propto \rho^2$ for

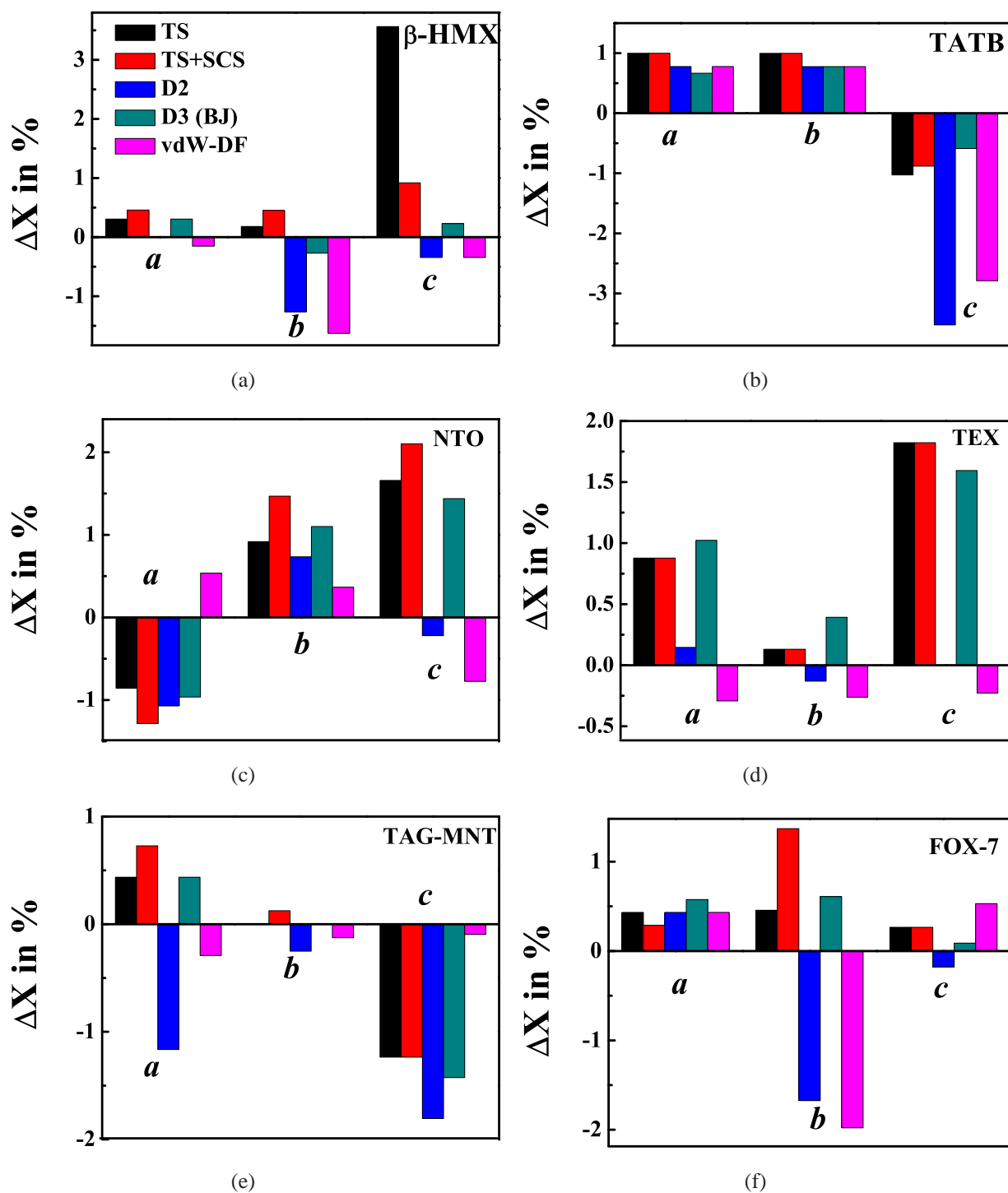


Figure 2: (Color online) Calculated relative errors (in %) of lattice parameters (a , b , and c) for organic energetic solids. (a). β -HMX, (b). TATB, (c). NTO, (d). TEX, (e). TAG-MNT and (f). FOX-7.

Table 2: The calculated ground state volumes V (in \AA), % of relative error (ΔV) with experiments (see 1 for experimental volumes) with standard DFT method (PBE) and different dispersion corrected methods.

		PBE	+TS	+TS-SCS	+D2	+D3(BJ)	+vdW-DF
β -HMX	V	578.70	524.05	528.38	510.75	520.56	507.26
	ΔV	+11.42	+0.90	+1.73	-1.66	+0.22	-2.33
TATB	V	534.28	443.92	445.91	430.32	445.47	433.40
	ΔV	+20.74	+0.32	+0.77	-2.75	+0.67	-2.05
NTO	V	504.87	458.81	462.09	448.86	458.99	450.68
	ΔV	+12.12	+1.89	+2.62	-0.32	+1.93	+0.09
TEX	V	501.40	444.86	447.57	433.16	446.86	430.23
	ΔV	+15.63	+2.59	+3.21	-0.11	+3.04	-0.77
TAG-MNT	V	565.95	523.03	525.55	508.36	521.41	522.93
	ΔV	+07.6	-0.49	~ 0.00	-3.28	-0.80	-0.51
FOX-7	V	598.61	522.54	526.78	508.62	521.94	510.19
	ΔV	+16.03	+1.28	+2.11	-1.41	+1.10	+1.17
MAD		14.23	1.24	1.74	1.59	1.30	1.14

energetic solids; in 3(a),(b), we plot the obtained $\Delta\rho$ as well $\Delta\rho^2$ for all compounds. Similar to ground state volume, $\Delta\rho$ also varies around -2 to 2 % with various methods and $\Delta\rho^2$ was enhanced to -5 to 5 % with various dispersion correction methods. However, this tendency of relative error in ρ^2 should be considered towards predicting explosive properties such as detonation pressure.

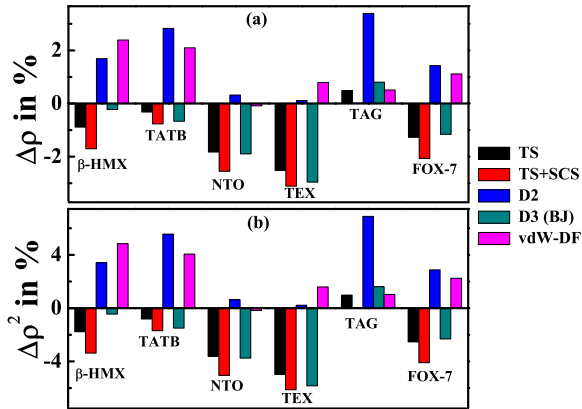


Figure 3: (Color online) Calculated relative errors (in %) of density (ρ) for organic energetic solids. Here (a) $\Delta\rho$ and (b) $\Delta\rho^2$ are tested with various dispersion correction methods in the present work.

As a next step we also calculated the bulk moduli of organic energetic solids to check the performance of various dispersion correction methods. Besides the ground state volume and density,

Table 3: The calculated Bulk moduli and its pressure derivative of energetic materials with standard DFT method (PBE) and different dispersion corrected methods.

Compound	Method	B_0 (B')	Exp
β -HMX	PBE	9.24 (7.27)	
	TS	16.07 (7.84)	
	TS+SCS	14.03 (8.06)	12.4 (10.4) ⁶⁸
	D2	17.34 (7.85)	21.0 (7.4) ⁶⁹
	D3 (BJ)	15.93 (7.38)	
	vdW-DF	20.98 (8.58)	
TATB	PBE	3.49 (12.66)	
	TS	21.12 (6.30)	
	TS+SCS	17.78 (7.74)	15.7 (8.0) ⁷⁰
	D2	14.12 (10.82)	
	D3 (BJ)	14.27 (7.91)	
	vdW-DF	20.95 (7.85)	
TAG-MNT	PBE	5.24 (11.42)	
	TS	20.37 (3.47)	
	TS+SCS	20.65 (3.37)	14.6 (4.8) ⁷¹
	D2	18.72 (4.30)	
	D3 (BJ)	19.59 (3.35)	
	vdW-DF	21.00 (3.83)	
NTO	PBE	11.32 (6.65)	
	TS	21.60 (5.27)	
	TS+SCS	20.29 (5.81)	
	D2	18.06 (6.20)	
	D3 (BJ)	18.68 (6.15)	
	vdW-DF	25.15 (4.26)	
TEX	PBE	7.26 (8.41)	
	TS	15.70 (7.30)	
	TS+SCS	14.38 (6.89)	
	D2	16.91 (7.30)	
	D3 (BJ)	13.51 (8.14)	
	vdW-DF	20.66 (7.75)	

a similar situation was observed even in the computed bulk moduli for these compounds using various methods. 3 shows the obtained bulk moduli (B_0) and their pressure derivatives (B') along with available experimental values. Here, B_0 and B' were computed with the Murnaghan equation of state, where the P-V data were fitted from 0 to 5 GPa with a step size of 0.5 GPa. By comparing the computed B_0 from various dispersion correction DFT methods with the available experimental values, one can understand that the obtained values fall in the range of experiments. We also note that the present computed ground state volume, bulk moduli and pressure derivatives for β -HMX and TATB are comparable with previous reports using D2 as well as Neuman and Perrin approaches,^{33,35} and to the best of our knowledge experimental or any dispersion corrected DFT calculations for NTO, TEX compounds are not available.

From the corresponding results of ground state volumes, densities and bulk moduli with different dispersion schemes, it is observed that the *best performing* dispersion method for C-H-N-O based energetic solids particularly depends on the chemical environment of the respective crystal. In other words, the chemical bonding (intra- as well as inter molecular interactions) in these C-H-N-O based energetic solids are significantly dominated with mixed of van der Waals forces and hydrogen bonding, while the geometrical arrangement in these complexes are different from one another. This might be the cause that the computed relative errors are quite different for tested systems. Note that, our results are in line with recent report on high nitrogen-content energetic salts using various dispersion correction methods.⁷² We also consider that, it would be essential to perform theoretical calculations by verifying proper dispersion correction method to qualitative predict important explosive properties such as D_p or D_v , and other properties like elastic or dynamics, polymorphism.

Quasiparticle band gaps

As mentioned in Introduction, the previous models with standard GGA/LDA methods projected the key role of electronic band gap to understand the sensitivity or decomposition mechanism of energetic materials at various pressure conditions. However, it is a known fact that standard DFT

methods have shortcoming in predicting/reproducing band gap due to the derivative discontinuity of the functionals and there is a prerequisite for accurate band gap values to confirm the previously reported theoretical models of energetic solids.³⁸⁻⁴⁴ Therefore, to investigate the fundamental electronic band gap of these energetic solids, we have performed quasiparticle band structure calculations with the GW approximation (G_0W_0) method for the experimental crystal structures. The computed GGA-PBE and G_0W_0 band structures are presented in Supporting Information. From the computed band structures, it is observed that bands near the Fermi level are nearly flat with both methods, and as compared with PBE band structures, a wide upshift in the conduction band minimum was noticed after taking the quasiparticle correction with PBE functional. Specifically, we found nearly 40 % increment in the computed band gaps for all compounds which substantiate the necessity of quasiparticle corrections to calculate the electronic band gap of these systems. A systematic comparison of our calculated band gaps with G_0W_0 as well as PBE is presented in 4. From this, we noticed that all these C-H-N-O based energetic materials are wide band gap insulators, ranging from 4 to 8 eV (310 to 155 nm), while PBE results yield only from 2 to 4 eV (600 to 300 nm). Since, very limited information is available regarding experimental band gaps (only available for β -HMX and TATB in the present work) of energetic solids, we directly compare our quasiparticle band gaps with available values from absorption spectra. For, β -HMX, the fundamental optical absorption peaks exhibited near to UV region from experiments,^{73,74} ranging from at 5.32-6.39 eV (233-194), while the obtained quasiparticle is 7.1 eV (172 nm). The computed G_0W_0 band gap of TATB (4.66 eV) is in excellent agreement with previously reported value of 4.29 eV⁴⁶ and relatively low when compare to the experimental value (6.5 eV) using X-ray absorption spectroscopy.⁷⁵ From these it is found that, the obtained G_0W_0 band gap of β -HMX is overestimated (value of 1.69-0.62 eV) with experiments, whereas TATB value is lower than experiments by 1.8 eV in the present work. To the best of our knowledge, the band gaps or absorption spectra for NTO, TEX, TAG-MNT and FOX-7 are not available. It is to be noted that photoemission experiments are necessary to examine the real band gap for any material and the present results may provide useful inputs to perform experiments. On the other hand, the differences be-

tween obtained G_0W_0 band gaps and available absorption regions of energetic solids might be the major role of exciton effects, which is beyond the scope of this paper. For instance, electronic excitations were observed experimentally for few of the energetic solids such as nitromethane (at 226 nm), RDX (at 230 nm), dimethylnitramine (at 236 nm) and PETN (at 193 nm).^{14–16,73}

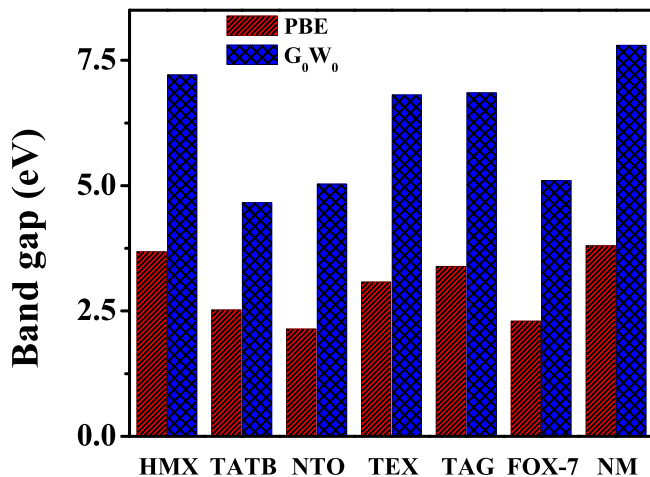


Figure 4: (Color online) Calculated G_0W_0 (PBE) band gaps (in eV) for a series of energetic materials. Here the band gaps (in eV) are: for HMX: 7.21 (3.68), TATB: 4.66 (2.52), NTO: 5.03 (2.14), TEX: 6.81 (3.08), TAG : 6.85 (3.39), FOX-7:³⁶ 5.1 (2.3) and NM:³⁷ 7.8 (3.8)

Besides the comparison of band gaps with experiments, the results from quasiparticle corrections with PBE give insight the necessity of theoretical models to go beyond GGA methods. For example, a quantitative assessment of metallization of pure/defect energetic solids may be expected at high pressures using quasiparticle methods as compared with standard PBE method (see Ref. 76–78). Also, considering other previous theoretical model on *band gap vs impact sensitivity* of energetic solids, it is necessary to revisit the same model with higher than standard GGA/LDA level.

Conclusions

In summary, we have performed first principles calculations for several energetic materials concerning their structural and electronic properties, which strongly suggest the necessity to go beyond standard DFT. Firstly, we have shown that dispersion corrected methods are necessary to provide an improvement in the calculated volumes to compare with experiments. Furthermore, the mean absolute deviation in theoretical volumes for all tested methods are similar (around 1.2 to 1.8%) and the relative errors on structural properties calculated using each method vary by an order of $\sim (0 - 3.5) \%$ for different compounds in the present work. Additionally, similar situation was observed for other volume-dependent properties such as density and bulk moduli. The present observations clearly demonstrated that one has to test with all the dispersion corrected DFT methods for C-H-N-O based energetic solids before concluding the ground state properties, so that other related explosive properties (detonation pressure or velocity), polymorphic phase transitions, mechanical properties and many more can be predicted with reasonable accuracy. Besides this, we have calculated the dispersion corrected bulk moduli in the low pressure region which suggests the soft nature of these materials. Second, the use of quasiparticle band structure calculations indicate a significant enhancement (nearly 40%) in the band gap in comparison with the results obtained with the PBE functional, which emphasizes the wide band gap insulating nature of energetic solids. The calculated fundamental band gap for β -HMX as well as TATB are far from the reported experimental optical absorption values, which might indicate that excitation binding energies play an important role in these compounds. By comparing the present G_0W_0 band gaps with available previous reports on other energetic solids, it opens up the necessity of future calculations including electronic excitons using G_0W_0 or higher methods to examine the decomposition mechanism of these energetic solids and possible metallization under pressure. It could also be essential to revisit the previous model of *band gap with impact sensitivities* for energetic solids within similar structure or polymorphic phases beyond standard PBE method. Finally, the present work will stimulate experiments to perform photoemission study on the above compounds.

Acknowledgements

S. A. would like to thank DRDO through ACRHEM for financial support. S. A. and G. V. thank CMSD, University of Hyderabad, for providing computational facilities. S. L. acknowledge the access to HPC resources from GENCI-CCRT/CINES (Grant x2015-085106). Part of the calculations were performed in the Computing Centre of the Slovak Academy of Sciences using the supercomputing infrastructure acquired in project ITMS 26230120002 and 26210120002 (Slovak infrastructure for high-performance computing) supported by the Research & Development Operational Programme funded by the ERDF. *Author for Correspondence, E-mail: gvaithee@gmail.com

References

- (1) Tarzhanov, V. I. Fast Initiation of Explosives, Special Regimes of Detonation: A Collection of Articles; *RFYaTs VNIITF: Snezhinsk*, **1998**.
- (2) Bourne, N. K. On the Laser Ignition and Initiation of Explosives. *Proc. R. Soc. London A*, **2001**, *457*, 1401-1426.
- (3) Aluker, Ed. D.; Aduiev, B. P.; Zakharov, Yu. A.; Mitrofanov, A. Y.; Krechetov, A. G. Early Stages of Explosive Decomposition of Energetic Materials. *Focus on Combustion Research*, **2006**, 55-58.
- (4) Aluker, E. D.; Krechetov, A. G.; Mitrofanov, A. Y.; Zverev, A.S.; Kuklja, M. M. Understanding Limits of the Thermal Mechanism of Laser Initiation of Energetic Materials. *J. Phys. Chem. C*, **2012**, *116*, 24482-24486.
- (5) Aluker, E. D.; Krechetov, A. G.; Mitrofanov, A. Y.; Nurmukhametov, D. R.; Kuklja, M. M. Laser Initiation of Energetic Materials: Selective Photoinitiation Regime in Pentaerythritol Tetranitrate. *J. Phys. Chem. C*, **2011**, *115*, 6893-6901.
- (6) Tsyshevsky, R. V.; Sharia, O.; Kuklja, M. M. Energies of Electronic Transitions of Pentaerythritol Tetranitrate Molecules and Crystals. *J. Phys. Chem. C*, **2014**, *118*, 9324-9335.

- (7) Sharma, J.; Beard, B. C.; Chaykovsky, M. Correlation of Impact Sensitivity with Electronic Levels and Structure of Molecules. *J. Phys. Chem*, **1991**, *95*, 1209-1213.
- (8) Owens, F. J.; Sharma, J. X-ray Photoelectron Spectroscopy and Paramagnetic Resonance Evidence for Shock-Induced Intramolecular Bond Breaking in Some Energetic Solids. *J. Appl.Phys*, **1980**, *51*, 1494-1497.
- (9) Im, H. -S.; Bernstein, E. R. On the Initial Steps in the Decomposition of Energetic Materials from Excited Electronic States. *J. Chem.Phys*, **2000**, *113*, 7911-7918.
- (10) Yu, Z.; Bernstein, E. R. Decomposition of Pentaerythritol Tetranitrate [C(CH₂ONO₂)₄] Following Electronic Excitation. *J. Chem.Phys*, **2011**, *135*, 154305:1-10.
- (11) Yu, Z.; Bernstein, E. R. Experimental and Theoretical Studies of the Decomposition of New Imidazole Based Energetic Materials: Model systems. *J. Chem.Phys*, **2012**, *137*, 114303:1-11.
- (12) Dreger, Z. A.; Gruzdkov, Y. A.; Gupta, Y. M.; Dick, J.J Shock Wave Induced Decomposition of Pentaerythritol Tetranitrate Single Crystals: Time-Resolved Emission Spectroscopy. *J. Phys. Chem. B*, **2002**, *106*, 247-256.
- (13) Greenfield, M.; Guo, Y. Q.; Bernstein, E. Ultrafast Photodissociation Dynamics of HMX and RDX from their Excited Electronic States via Femtosecond Laser Pump-Probe Techniques. *Chem. Phys. Lett*, **2006**, *430*, 277-281.
- (14) Bhattacharya, A.; Guo, Y.; Bernstein, E. A Comparison of the Decomposition of Electronically Excited Nitro-Containing Molecules with Energetic moieties C-NO₂, N-NO₂ and O-NO₂. *J. Chem. Phys*, **2012**, *136* 024321:1-9.
- (15) Mullen, P. A.; Orloff, M. K. Ultraviolet Absorption Spectrum of Pentaerythritol Tetranitrate. *J. Phys. Chem*. **1973**, *77*, 910-911.
- (16) Yu, Z.; Bernstein, E. R. Decomposition of Pentaerythritol Tetranitrate [C(CH₂ONO₂)₄] Following Electronic Excitation. *J. Chem. Phys.*, **2011**, *135*, 154305:1-10

- (17) Perdew, J. P.; Zunger, A. Self-Interaction Correction to Density-Functional Approximations for Many-Electron Systems *Phys. Rev. B*, **1981**, *23*, 5048-5079.
- (18) Perdew, J. P.; Burke, K.; Ernzerhof, M. Generalized Gradient Approximation Made Simple. *Phys. Rev. Lett.* **1996** *77*, 3865-3868.
- (19) Perdew, J. P.; Wang, Y. Accurate and Simple Analytic Representation of the Electron-Gas Correlation Energy. *Phys. Rev. B*, **1992**, *45*, 13244-13249.
- (20) Byrd, E. F. C.; Scuseria, G. E.; Chabalowski, C. F. An ab Initio Study of Solid Nitromethane, HMX, RDX, and CL20: Successes and Failures of DFT. *J. Phys. Chem. B*, **2004**, *108*, 13100-13106.
- (21) Byrd, E. F. C.; Rice, B. M. Ab Initio Study of Compressed 1,3,5,7-Tetranitro-1,3,5,7-tetraazacyclooctane (HMX), Cyclotrimethylenetrinitramine (RDX), 2,4,6,8,10,12-Hexanitrohexaazaisowurzitane (CL-20), 2,4,6-Trinitro-1,3,5-benzenetriamine (TATB), and Pentaerythritol Tetranitrate (PETN) *J. Phys. Chem. C*, **2007**, *111*, 2787-2796.
- (22) Bučko, T.; Hafner, J.; Lebègue, S.; Ángyán, J. G. Improved Description of the Structure of Molecular and Layered Crystals: Ab Initio DFT Calculations with van der Waals Corrections. *J. Phys. Chem. A*, **2010**, *114*, 11814-11824.
- (23) -Roza, A. O. -D. -L.; Johnson, E. R. A Benchmark for Non-Covalent interactions in solids. *J. Chem. Phys.*, **2012**, *137*, 054103:1-10.
- (24) Klimeš, J.; Michaelides, A. Advances and Challenges in Treating van der Waals Dispersion Forces in Density Functional Theory. *J. Chem. Phys.*, **2012**, *137*, 120901:1-12.
- (25) Risthaus, T.; Grimme, S. Benchmarking of London Dispersion-Accounting Density Functional Theory Methods on Very Large Molecular Complexes. *J. Chem. Theory Comput.*, **2013**, *9*, 1580-1591.

- (26) Bučko, T.; Lebègue, S.; Hafner, J.; Ángyán, J. G. Tkatchenko-Scheffler van der Waals Correction Method With and Without Self-Consistent Screening Applied to Solids. *Phy. Rev. B*, **2013**, *87*, 064110-1:15.
- (27) Berland, K.; Hyldgaard, P. Analysis of van der Waals Density Functional Components: Binding and Corrugation of Benzene and C₆₀ on Boron nitride and Graphene. *Phy. Rev. B*, **2013**, *87*, 205421-1:15.
- (28) Bučko, T.; Lebègue, S.; Hafner, J.; Ángyán, J. G. Improved Density Dependent Correction for the Description of London Dispersion Forces. *J. Chem. Theory Comput.*, **2013**, *9*, 4293-4299.
- (29) Reilly, A. M.; Tkatchenko, A. Seamless and Accurate Modeling of Organic Molecular Materials. *J. Phys. Chem. Lett.*, **2013**, *4*, 1028-1033.
- (30) Bučko, T.; Lebègue, S.; Ángyán, J. G.; Hafner, J.. Extending the Applicability of the Tkatchenko-Scheffler Dispersion Correction via Iterative Hirshfeld Partitioning. *J. Chem. Phys.*, **2014**, *141*, 034114:1-17.
- (31) Moellmann, J.; Grimme, S. DFT-D3 Study of Molecular Crystals. *J. Phys. Chem. C*, **2014**, *118*, 7615-7621.
- (32) Kronik, L.; Tkatchenko, A.; Understanding Molecular Crystals with Dispersion-Inclusive Density Functional Theory: Pairwise Corrections and Beyond, *Acc. Chem. Res.*, **2014**, *47*, 3208-3216.
- (33) Sorescu, D. C.; Rice, B. M.; Theoretical Predictions of Energetic Molecular Crystals at Ambient and Hydrostatic Compression Conditions Using Dispersion Corrections to Conventional Density Functionals (DFT-D). *J. Phys. Chem. C*, **2010**, *114*, 6734-6748.
- (34) Grimme, S. Semiempirical GGA-Type Density Functional Constructed with a Long-Range Dispersion Correction. *J. Comput. Chem.* **2006**, *27*, 1787-1799.

- (35) Landerville, A. C.; Conroy, M. W.; Budzevich, M. M.; Lin, Y.; White, C. T.; Oleynik, I. I. Equations of State for Energetic Materials from Density Functional Theory with van der Waals, Thermal, and Zero-Point Energy Corrections. *Appl. Phys. Lett*, **2010**, *97*, 251908-1:4.
- (36) Appalakondaiah, S.; Vaitheeswaran, G.; Lebègue, S. A DFT Study on Structural, Vibrational Properties, and Quasiparticle Band Structure of Solid Nitromethane *J. Chem. Phys.*, **2013**, *138* 184705:1-10.
- (37) Appalakondaiah, S.; Vaitheeswaran, G.; Lebègue, S. Structural, Vibrational, and Quasiparticle Band Structure of 1,1-diamino-2,2-dinitroethelene from Ab initio Calculations. *J. Chem. Phys.*, **2014**, *140*, 014105:1-7.
- (38) Kuklja, M. M. On the Initiation of Chemical Reactions by Electronic Excitations in Molecular Solids. *Appl. Phys. A*, **2003**, *76*, 359-366
- (39) Kuklja, M. M.; Aduiev, B. P.; Aluker, E. D.; Krashenin, V. I.; Mitrofanov, A. Yu. Role of Electronic Excitations in Explosive Decomposition of Solids, *J. Appl. Phys*, **2001**, *89*, 4156-4166.
- (40) Kuklja, M. M.; Stefanovich, E. V.; Kunz, A. B. An Excitonic Mechanism of Detonation Initiation in Explosives. *J. Chem. Phys*, **2000**, *112*, 3417-3422.
- (41) Rashkeev, S. N.; Kuklja, M. M.; Zerilli, F. J. Electronic Excitations and Decomposition of 1,1-diamino-2,2-dinitroethylene. *Appl. Phys. Lett*, **2003**, *82*, 1371-1373.
- (42) Kunz, A. B; Kuklja, M. M.; Botcher, T. R.; Russell, T. P. Initiation of Chemistry in Molecular Solids by Processes Involving Electronic Excited States, *Thermochemica Acta*, **2002**, *384*, 279-284.
- (43) Zhu, W.; Xiao, H. First-Principles Band gap Criterion for Impact Sensitivity of Energetic crystals: A Review. *Struct. Chem*, **2010**, *21*, 657-665

- (44) Zhang, H; Cheung, F.; Zhao, F.; Cheng, X. -L. Band Gaps and the Possible Effect on Impact Sensitivity for Some Nitro Aromatic Explosive Materials. *Int. J. Quan. Chem*, **2009**, *109*, 1547-1552.
- (45) Appalakondaiah, S.; Vaitheeswaran, G.; Lebègue, S. Structural, Elastic, Optical Properties and Quasiparticle Band Structure of Solid Cyanuric Triazide *Chem. Phys. Lett*, **2014**, *605-606*, 10-15.
- (46) Fedorov, I. A.; Zhuravlev, Y. N. Hydrostatic Pressure Effects on Structural and Electronic Properties of TATB from First Principles Calculations. *Chem. phys*, **2014**, *436-437*, 1-7.
- (47) Schöne, W. -D.; Eguiluz, A. G. Self-Consistent Calculations of Quasiparticle States in Metals and Semiconductors. *Phy. Rev. Lett*, **1998**, *81*, 1662-1665.
- (48) Arnaud, B.; Alouani, M. All-electron Projector-Augmented-Wave GW approximation: Application to the Electronic Properties of Semiconductors. *Phy. Rev. B*, **2000**, *62*, 4464-4476.
- (49) Lebègue, S.; Arnaud, B.; Alouani, M.; Bloechl, P. E. Implementation of an All-Electron GW aApproximation Based on the Projector Augmented Wave Method Without Plasmon Pole Approximation: Application to Si, SiC, AlAs, InAs, NaH, and KH. *Phy. Rev. B*, **2003**, *67*, 155208-1:10.
- (50) Fleszar, A; Hanke, W. Electronic Structure of II^B-VI Semiconductors in the GW Approximation. *Phy. Rev. B*, **2005**, *71* 045207-1:11.
- (51) Lany, S. Band-structure Calculations for the 3d Transition Metal Oxides in GW. *Phy. Rev. B*, **2013**, *87*, 085112-1:9.
- (52) Scheicher, R. H.; Kim, D. Y.; Lebègue, S.; Arnaud, B.; Alouani, M.; Ahuja, R. Cubic Metallic Phase of Aluminum Hydride Showing Improved Hydrogen Desorption. *Appl. Phys. Lett*, **2008**, *92* 201903-1:3.

- (53) Choi, C. S.; Boutin, H. P. Study of the Crystal structure of β -Cyclotetramethylene Tetranitramine by Neutron Diffraction. *Acta Cryst.*, **1970**, *B26*, 1235-1240.
- (54) Cady, H. H.; Larson, A. C. The Crystal Structure of 1,3,5-Triamino-2,4,6-trinitrobenzene, *Acta Cryst.* **1965**, *18*, 485-496
- (55) Zhurova, E. A.; Pinkerton, A. A. Chemical Bonding in Energetic materials: β -NTO. *Acta Cryst.*, **2001**, *B57*, 359-365
- (56) Karaghiosoff, K.; Klapötke, T. M.; Michailovski, A.; Holl, G. 4,10-Dinitro-2,6,8,12-tetraoxa-4,10-diazaisowurtzitane (TEX): a nitramine with an Exceptionally High Density. *Acta Cryst.* **2002**, *C58*, 0580-0581.
- (57) Klapötke, T. M.; Stierstorfer, J.; Wallek, A. U. Nitrogen-Rich Salts of 1-Methyl-5-nitriminotetrazolate: An Auspicious Class of Thermally Stable Energetic Materials. *Chem. Mater.*, **2008**, *20*, 4519-4530
- (58) Bemm, U.; Östmark, H. 1,1-Diamino-2,2-dinitroethylene: a Novel Energetic Material with Infinite Layers in Two Dimensions. *Acta Cryst.*, **1998**, *C54*, 1997-1999.
- (59) Blöchl, P. E. Projector Augmented-Wave method, *Phy. Rev. B*, **1994**, *50* 17953-17979.
- (60) Kresse, G.; Furthmüller, J. Efficient Iterative Schemes for Ab Initio Total-Energy Calculations Using a Plane-Wave Basis Set. *Phy. Rev. B*, **1996**, *54*, 11169- 11186.
- (61) Grimme, S.; Ehrlich, S.; Goerigk, L. Effect of the Damping Function in Dispersion Corrected Density Functional Theory. *J. Compu. Chem.* **2011**, *32*, 1456-1465.
- (62) Tkatchenko, A.; Scheffler, M. Accurate Molecular van der Waals Interactions from Ground-State Electron Density and Free-Atom Reference Data. *Phy. Rev. Lett.*, **2009**, *102*, 073005:1-4.
- (63) Tkatchenko, A.; DiStasio, Jr, R. A.; R. Car, R.; Scheffler, M. Accurate and Efficient Method for Many-Body van der waals Interactions. *Phy. Rev. Lett.*, **2012**, *108*, 236402:1-5 .

- (64) Dion, M.; Rydberg, H.; Schröder, E.; Langreth, D. C.; Lundqvist, B. I. Van der Waals Density Functional for General Geometries. *Phy. Rev. Lett*, **2004**, *92*, 246401:1-4.
- (65) Hedin, L. New Method for Calculating the One-Particle Green's Function with Application to the Electron-Gas Problem. *Phy. Rev*, **1965**, *139*, A796-A823.
- (66) Hedin, L.; Lundqvist, S. Solid State Physics, edited by Ehrenreich, H.; Seitz, F.; Turnbull D. **1969**, *23*, Academic, New York.
- (67) Wu, Q.; Zhu, W.; Xiao, H. Dispersion Corrected DFT Study on the Structure and Absorption Properties of Crystalline 5-nitro-2,4-dihydro-1,2,4-triazole-3-one Under Compression. *Struct. Chem*, **2014**, DOI: 10.1007/s11224-014-0506-3.
- (68) Yoo, C. -S.; Cynn, H. Equation of State, Phase Transition, Decomposition of β -HMX (octahydro-1,3,5,7-tetranitro-1,3,5,7-tetrazocine) at High Pressures. *J. Chem. Phys*, **1999**, *111*, 10229-10235.
- (69) Gump, J. C.; Peiris, S. M. Isothermal Equations of State of Beta octahydro-1,3,5,7-tetranitro-1,3,5,7-tetrazocine at High Temperatures. *J. Appl. Phys*, **2005**, *97*, 053513:1-7.
- (70) Stevens, L. L.; Velisavljevic, N.; Hooks, D. E.; Dattelbaum, D. M.; Hydrostatic Compression Curve for Triamino-Trinitrobenzene Determined to 13.0 GPa with Power X-Ray Diffraction. *Propellants, Explosives, Pyrotechnics*, **2008**, *33*, 286-295.
- (71) McWilliams, R. S.; Kadry, Y.; Mahmood, M. F.; Goncharov, A. F.; Jenkins, J. C. Structural and Chemical Properties of the Nitrogen-rich Energetic Material triaminoguanidinium 1-methyl-5-nitriminotetrazolate Under Pressure. *J. Chem. Phys*, **2012**, *137*, 054501:1-12.
- (72) Sorescu, D. C.; Byrd, E. F. C.; Rice, B. M.; Jordan, K. D. Assessing the Performances of Dispersion-Corrected Density Functional Methods for Predicting the Crystallographic Properties of High Nitrogen Energetic Salts. *J. Chem. Theory Comput.*, **2014**, *10*, 4982-4994.

- (73) Cooper, J. K.; Grant, C.D.; Zhang, J.Z. Experimental and TD-DFT Study of Optical Absorption of Six Explosive Molecules: RDX, HMX, PETN, TNT, TATP, and HMTD. *J. Phys. Chem. A*, **2013**, *117*, 6043-6051.
- (74) Smit, K. J. Ultraviolet and Visible Absorption Spectroscopy of Some Energetic Molecules in the Solid State. *Journal of Energetic materials*, **1991**, *9*, 81-103.
- (75) Kakar, S; Nelson, A. J; Treusch, R.; Heske, C.; van Buuren, T.; Jiménez, I.; Pagoria, P.; Terminello, L. J. Electronic Structure of the Energetic Material 1,3,5-triamino-2,4,6-trinitrobenzene *Phys. Rev. B*, **2000**, *62*, 15666-15672.
- (76) Kim, D. Y.; Lebègue, S.; Araújo, C. M.; Arnaud, B; Alouani, M.; Ahuja, R. Structurally Induced Insulator-Metal Transition in Solid oxygen: A Quasiparticle Investigation. *Phy. rev. B*, **2008**, *77*, 092104:1-4.
- (77) Ramzan, M.; Lebègue, S.; Ahuja, R. Electronic Structure and Metalization of a Silane-Hydrogen System Under High Pressure Investigated Using Density Functional and GW Calculations. *Phy. rev. B*, **2010**, *81*, 233103:1-4.
- (78) Lebègue, S.; Araujo, C. M.; Kim, D. Y.; Ramzan, M.; Mao, H. K.; Ahuja, R. Semimetallic Dense Hydrogen Above 260 GPa. *PNAS*, **2012**, *109*, 9766-9769.