

An objective function for STDP

Yoshua Bengio¹, Thomas Mesnard, Asja Fischer,
Saizheng Zhang and Yuhuai Wu

Montreal Institute for Learning Algorithms, University of Montreal,
Montreal, QC, H3C 3J7

¹CIFAR Senior Fellow

October 8, 2021

Abstract

We introduce a predictive objective function for the rate aspect of spike-timing dependent plasticity (STDP), i.e., ignoring the effects of synchrony of spikes but looking at spiking *rate changes*. The proposed weight update is proportional to the presynaptic spiking (or firing) rate times the *temporal change* of the integrated postsynaptic activity. We present an intuitive explanation for the relationship between spike-timing and weight change that arises when the weight change follows this rule. Spike-based simulations agree with the proposed relationship between spike timing and the temporal change of postsynaptic activity. They show a strong correlation between the biologically observed STDP behavior and the behavior obtained from simulations where the weight change follows the gradient of the predictive objective function.

1 Introduction

Spike-Timing Dependent Plasticity (STDP) is believed to be the main form of synaptic change in neurons (Markram and Sakmann, 1995; Gerstner *et al.*, 1996) and it relates the expected change in synaptic weights to the timing difference between postsynaptic spikes and presynaptic spikes. Although it is the result of experimental observations in biological neurons, its generalization (outside of the experimental setups in which it was measured) and interpretation as part of a learning procedure that could explain learning in deep networks remains a topic where more exploration is needed. This paper aims at contributing a small step in this exploration by proposing a predictive objective function for STDP, or at least of its rate aspect, such that STDP performs stochastic gradient descent (SGD) on that objective.

This proposal follows up on the work of Xie and Seung (2000), who nicely showed how STDP can correspond to a differential Hebbian or anti-Hebbian

plasticity, i.e., by dropping terms related to the spikes’ specific timing (by considering spikes as random events and averaging out that randomness), the synaptic change is seen to be proportional to the product of presynaptic firing rate and the temporal derivative of the postsynaptic firing rate. We revisit this idea and come up with a closely related proposal for a learning rule, which, we show, corresponds to stochastic gradient descent on a predictive objective. The proposed learning rule captures the effect of changes in firing rates (and the underlying aggregated and integrated activity) but does not attempt to capture phase information in the spike trains, only the aspect due to the average firing rates of neurons. The phase aspect of STDP may also have a machine learning role but is left for future work.

As usual, we assume the existence of a non-linear transformation ρ that is monotonically increasing, from the integrated activity (the expected membrane potential, averaged over the random effects of both pre- and postsynaptic spikes) to the actual firing rate. In deriving a link between STDP and their rate-based learning rule Xie and Seung (2000) started by assuming a particular pattern relating spike timing and weight change, and then showed that the resulting weight change could be approximated by the product of presynaptic firing rate and temporal rate of postsynaptic firing rate. Instead, we go in the other direction, showing that if the weight change is proportional to the product of presynaptic firing rate (or simply the presence of a spike) and the postsynaptic *integrated activity* (not firing rate), then we recover a relationship between spike timing and weight change that has the precise characteristics of the one observed experimentally by biologists. We present both an easy to understand theoretical justification for this result, as well as, simulations that confirm it.

Furthermore, we show that this proposed learning rule corresponds to stochastic gradient descent on a predictive objective function: collectively, *neurons would be trying to predict their future state better*, such that the neural network *prefers neural dynamics with faster convergence to a stationary distribution*. In addition to the value this brings in terms of fitting sequences of observed sensory inputs, we conjecture that this complies with the already well known hypothesis (Hinton and Sejnowski, 1986; Friston and Stephan, 2007; Berkes *et al.*, 2011) that, given a state of sensory information (current and past inputs), neurons are collectively performing *inference*, i.e., moving towards configurations that better “explain” the observed sensory data. We can think of the configuration of internal neurons (hidden units or latent variables) as an “explanation” for the observed sensory data. As we argue, this predictive objective function could help the brain to move its parameters towards making those more likely (and more coherent with the observed sensory input) future states more probable in the future, which makes sense in an EM perspective.

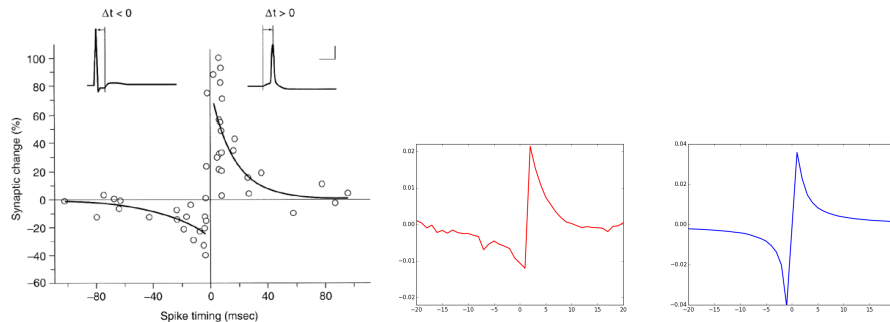


Figure 1: Left: Biological observation of STDP weight change, vertical axis, for different spike timing differences (post minus pre), horizontal axis. From Shepherd (2003), with data from Bi and Poo (2001). Compare with the result of the simulations using the objective function proposed here (middle).

Middle and right: Spike-based simulation shows that when weight updates follow SGD on the proposed predictive objective function, we recover the biologically observed relationship between spike timing difference (horizontal axis, postsynaptic spike time minus presynaptic spike time) and the weight update (vertical axis). Middle: the weight updates are obtained with the proposed update rule (Eq. 1). Right: the weight updates are obtained using the nearest neighbor STDP rule. Compare with the biological finding, left.

2 Spike-timing dependent plasticity

Spike-timing dependent plasticity (STDP) is a central subject of research in synaptic plasticity but much more research is needed to solidify the links between STDP and a machine learning interpretation of it at the scale of a whole network, i.e., with “hidden layers” which need to receive a useful training signal. See Markram *et al.* (2012) for a recent review of the neuroscience research on STDP.

What has been observed in STDP is that there is a weight change if there is a presynaptic spike in the temporal vicinity of a postsynaptic spike: that change is positive if the postsynaptic spike happens just after the presynaptic spike (and larger if the timing difference is small), negative if it happens just before (and again, larger if the timing difference is small, on the order of a few milliseconds), as illustrated with the biological data shown in Figure 1 (left) from Bi and Poo (2001). The amount of change decays to zero as the temporal difference between the two spikes increases beyond a few tens of milliseconds. We are thus interested in this temporal window around a presynaptic spike during which a postsynaptic neuron spikes, before or after the presynaptic spike, and this induces a change of the weight.

2.1 Rate-based aspect of STDP

Let s_i represent an abstract variable characterizing the integrated activity of neuron i , with \dot{s}_i being its temporal rate of change. To give a precise meaning to s_i , which we are going to consider as the main *state variable* in our theory, we define $\rho(s_i)$ as being the firing rate of neuron i , where ρ is a bounded non-linear activation function that converts the integrated voltage potential into a probability of firing.

A hypothesis inspired by Xie and Seung (2000) and Hinton (2007) is that the STDP weight change can be associated with the temporal rate of change of postsynaptic activity, as a proxy for its association with post minus presynaptic spike times. Both of the above contributions focus on the rate aspect of neural activity, and this is also the case of this paper. However, like Hinton (2007) we prefer to consider the rate of change of the integrated activity s_i rather than that of its corresponding firing rate, $\rho(s_i)$, because, as we will see below, it makes STDP perform stochastic gradient descent on a clear and interpretable objective function.

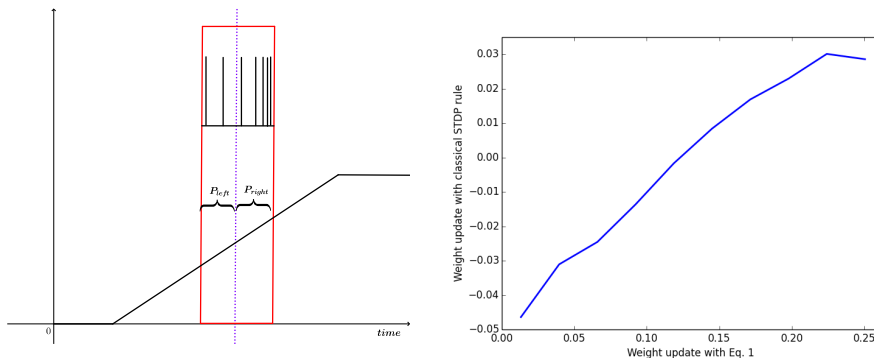


Figure 2: Left: When the postsynaptic rate (y-axis) is rising in time (x-axis), consider a presynaptic spike (middle dotted vertical line) and a window of sensitivity before and after (bold red window). Because the firing probability is greater on the right sub-window, one is more likely to find a spike there than in the left sub-window, and it is more likely to be close to the presynaptic spike if that slope is higher, given that when spikes occur on both sides, no weight update occurs. This induces the appropriate correlation between spike timing and the temporal slope of the postsynaptic activity level, which is confirmed by the simulation results of Section 5 and the results on the right.

Right: The average STDP update according to the STDP nearest neighbor rule (vertical axis) vs the weight update according to the proposed rule (Eq. 1) (horizontal axis). We see that in average over samples (by binning values of the x-axis values), the two rules agree closely, in agreement with the visual inspection of Fig. 1.

The proposed equation for the average weight change is thus the following:

$$\Delta W_{i,j} \propto \dot{s}_i \rho(s_j) . \tag{1}$$

Since we are talking about the *average change*, we could as well have written

$$\Delta W_{i,j} \propto \dot{s}_i \xi_j , \tag{2}$$

where ξ_j is the binary indicator of a spike from neuron j . This works if we assume that the input spikes are randomly drawn from a Poisson process with a rate proportional to $\rho(s_j)$, i.e., we ignore spike synchrony effects (which we will do in the rest of this paper, and leave for future work to investigate). Note that in our simulations, we approximated the Poisson process by performing a discrete-time simulation with a binomial draw of the binary decision spike vs no spike within the time interval of interest.

2.2 Why it works

Consider a rising postsynaptic activity level, i.e., $\dot{s}_i > 0$, as in Figure 2 (left) and a presynaptic spike occurring somewhere during that rise. We assume a Poisson process for the postsynaptic spike as well, with a rate proportional to $\rho(s_i)$. According to this assumption, postsynaptic spikes are more likely in a fixed time window following the presynaptic spike than in a window of the same length preceding it. Therefore, if only one spike happens over the window, it is more likely to be after the presynaptic spike, yielding a positive spike timing difference, at the same time as a positive weight change. The situation would be symmetrically reversed if the activity level was decreasing, i.e., $\dot{s}_i < 0$ and negative spike times are more likely.

Furthermore, the stronger the slope \dot{s}_i , the greater will this effect be, also reducing the spike timing. This assumes that when spikes occur on both sides, the effects on $W_{i,j}$ cancel each other. Of course, the above reasoning runs directly in reverse when the slope of s_i is negative, and one gets negative updates, in average. To validate these hypothesis, we ran the simulations presented in Section 5. They confirm these hypotheses and show that Eq. 1 yields a relationship between spike timing difference and weight change that is consistent with biological observations (Fig. 1).

3 An objective function for STDP

3.1 Proposed STDP criterion

In the following, we move to discrete time notation, with \mathbf{s}_t being the whole state vector of all neurons and $s_{t,i}$ the state of neuron i at time t . If we take for granted that the learning rule in Eq. 1 is consistent with STDP, there remains the question of its machine learning interpretation, and this paper is only a first step in the direction of answering this difficult question.

Towards this goal, we propose the following objective function J_{STDP} per time step t , that makes the above weight update equation perform stochastic gradient descent on J_{STDP} :

$$J_{\text{STDP}} = \frac{1}{2} \|f(\mathbf{s}_{t-1}, \boldsymbol{\eta}_{t-1}) - \mathbf{s}_{t+1}\|^2, \quad (3)$$

where $f(\mathbf{s}_{t-1}, \boldsymbol{\eta}_{t-1}) = \mathbf{s}_t$ computes the next state value and f is the parametrized function that represents the stochastic transformation from the previous neural state \mathbf{s}_{t-1} to the next neural state \mathbf{s}_t , with injected noise $\boldsymbol{\eta}_{t-1}$. That noise captures the effects of synaptic noise and spike quantization (modeled as a Poisson distribution, or equivalently with an independent binomial probability of spiking in each small time interval).

3.2 How it yields the proposed STDP update rule

We now show how the above objective function J_{STDP} can give rise to Eq. 1, if the following condition (which we call **condition 1**) is satisfied:

$$\frac{\partial f_i(\mathbf{s}_{t-1}, \boldsymbol{\eta}_{t-1})}{\partial W_{i,j}} \propto \rho(s_{t-1,j}), \quad (4)$$

i.e., there is a linear relationship between the updated state $f_i(\mathbf{s}_{t-1}, \boldsymbol{\eta}_{t-1})$ and $W_{i,j}$, proportional to the average input signal $\rho(s_{t-1,j})$ from neuron j . Under **condition 1**, we then obtain the weight gradient

$$\begin{aligned} \frac{\partial J_{\text{STDP}}}{\partial W_{i,j}} &= \frac{\partial J_{\text{STDP}}}{\partial s_{t,i}} \frac{\partial f(\mathbf{s}_{t-1}, \boldsymbol{\eta}_{t-1})}{\partial W_{i,j}} \\ &\propto \frac{\partial J_{\text{STDP}}}{\partial s_{t,i}} \rho(s_{t-1,j}) \\ &\propto (s_{t,i} - s_{t+1,i}) \rho(s_{t-1,j}) \end{aligned} \quad (5)$$

which corresponds to Eq. 1, as claimed, when $\Delta W_{i,j} \propto -\frac{\partial J_{\text{STDP}}}{\partial W_{i,j}}$.

Something notable and not apparent in the typical analysis of STDP is that this learning rule *also predicts that the average weight change will be 0 when the postsynaptic firing rate remains constant*, even if it is large. According to this prediction, it is not enough that the presynaptic and postsynaptic neurons fire together, averaged over multiple runs, change only occurs if the postsynaptic firing rate changes.

3.3 Neural computation as leaky integrator

Let us now consider the stochastic update operation f in more detail. As usual in neuron models, we assume that unclamped neurons are performing leaky temporal integration of their past inputs. Let us denote \mathbf{x}_t for the clamped part of \mathbf{s}_t (i.e., the externally driven input) and \mathbf{h}_t for the unclamped part, i.e., $\mathbf{s}_t = (\mathbf{x}_t, \mathbf{h}_t)$. Let $f = (f_x, f_h)$ to denote the parts of f that respectively

output the predictions on the clamped units and on the unclamped units. The time evolution of the unclamped units is assumed to follow a leaky integration equation, i.e.,

$$h_{t+1} = f_h(\mathbf{s}_t, \boldsymbol{\eta}_t) = \mathbf{h}_t + \epsilon(R_h(\tilde{\mathbf{s}}_t) - \mathbf{h}_t) , \quad (6)$$

where $\tilde{\mathbf{s}}_t$ represents a noisy corruption of \mathbf{s}_t due to synaptic noise and spiking effects, grossly modeled by additive noise:

$$\tilde{\mathbf{s}}_t = \mathbf{s}_t + \boldsymbol{\eta}_t , \quad (7)$$

and we see that the above equation corresponds to the discretization of a differential equation

$$\tau \dot{\mathbf{h}} = R_h(\mathbf{s} + \boldsymbol{\eta}) - \mathbf{h} ,$$

which brings \mathbf{h} exponentially fast towards the “target” value $R_h(\mathbf{s})$, along with the random walk movements brought by the noise $\boldsymbol{\eta}$. In the above equations, $R(\mathbf{s}) = (R_x(\mathbf{s}), R_h(\mathbf{s}))$ represents the network-generated pressure on neurons, i.e., $R_i(\mathbf{s})$ is what the rest of the network asks neuron i to move towards. With this leaky integrator structure, we see that **condition 1** is converted into a similar condition on $R_i(\mathbf{s})$, which we call **condition 2**:

$$\frac{\partial R_i(\tilde{\mathbf{s}})}{\partial W_{i,j}} \propto \rho(\tilde{s}_j) . \quad (8)$$

In section 4.1 we introduce a definition of R which satisfies the above property.

4 Predictive interpretation of the STDP criterion

What could be the purpose of minimizing J_{STDP} in Eq. 3 from a machine learning perspective?

If we consider a sequence of inputs, then predicting what will come next corresponds to maximizing the likelihood of the observed sequence, a very natural criterion for fitting a sequence of observations $\mathbf{x}_1, \dots, \mathbf{x}_T$, via the decomposition

$$\begin{aligned} P(\mathbf{x}_1, \dots, \mathbf{x}_T) &= \prod_t P(\mathbf{x}_t | \mathbf{x}_{t-1}, \mathbf{x}_{t-2}, \dots, \mathbf{x}_1) \\ &= \prod_t P(\mathbf{x}_t | \mathbf{s}_{t-1}) \end{aligned} \quad (9)$$

when the past sequence $(\mathbf{x}_1, \dots, \mathbf{x}_{t-1})$ is summarized by a state \mathbf{s}_{t-1} , i.e. we are trying to predict the next observation given the current state.

However, this leaves an important question out of the picture, which has been central in the last decades of research in unsupervised learning algorithms for neural networks: what if \mathbf{x}_t is a high-dimensional vector with strong dependencies between its elements, like the pixels in an image or the frequency bins

in a spectral representation of speech? In that case, it is important not just to model the dependencies between consecutive “frames” \mathbf{x}_t but also to model the dependencies between the elements x_{ti} of each \mathbf{x}_t .

We now shift our attention to this static aspect of modeling the interactions between different sensory elements (like pixels) co-occurring in time together in a way that carries important meaning for the learning agent. There have been many machine learning proposals to capture the joint distribution of a set of joint observations (such as the pixels in an image, i.e., the elements of the vector \mathbf{x} associated with a particular static input), and it remains a very active field of research where more investigation is needed. Indeed whereas deep supervised learning has been extremely successful in AI applications such as speech recognition, computer vision and natural language processing (see LeCun *et al.* (2015) for a recent review), deep learning of unsupervised models remains challenging but needed to handle the large quantities of unlabeled data the world has to offer.

4.1 Neural computation does inference: going down the energy

We consider the hypothesis that a central interpretation of neural computation (what neurons do, on a short time scale at which weights can be considered fixed) is that it consists in performing *iterative inference*. Iterative inference means that the hidden units \mathbf{h} of the network are gradually changed towards configurations that are more probable, with the given sensory input \mathbf{x} and according to the current “model of the world” associated with the parameters of the model. In other words, they are approximately moving towards configurations more probable under $P(\mathbf{h}|\mathbf{x})$, and eventually sampling from $P(\mathbf{h}|\mathbf{x})$. With this in mind, $R(\tilde{\mathbf{s}}_t)$ in Eq. 6 represents a guess for a new configuration, with $R(\tilde{\mathbf{s}}_t) - \mathbf{s}_t$ a noisy direction of movement. A noise-free direction would be $R(\mathbf{s}_t) - \mathbf{s}_t$, but injecting noise is known to be important in order to find not just a single local mode of $P(\mathbf{h}|\mathbf{x})$ but explore the full distribution.

We now draw an interesting link between this observation and recent work on unsupervised learning using denoising auto-encoders and denoising score matching (Vincent, 2011; Alain and Bengio, 2013). If $R(\mathbf{s})$ is the linear combination of input rates $\rho(\mathbf{s})$, the above papers make a link between $R(\mathbf{s}) - \mathbf{s}$ and the energy of a probabilistic model $P(\mathbf{s}) \propto e^{-E(\mathbf{s})}$ with energy function $E(\mathbf{s})$, i.e., they find that

$$R(\mathbf{s}) - \mathbf{s} \propto \frac{\partial \log P(\mathbf{s})}{\partial \mathbf{s}} = - \frac{\partial E(\mathbf{s})}{\partial \mathbf{s}} . \quad (10)$$

With this interpretation, the leaky integration neural computation of Eq. 6

seems to follow a Langevin Monte-Carlo Markov chain (Andrieu *et al.*, 2003):

$$\begin{aligned}
\mathbf{s}_{t+1} &= \mathbf{s}_t + \epsilon(R(\tilde{\mathbf{s}}_t) - \mathbf{s}_t) \\
&= \mathbf{s}_t + \epsilon(R(\tilde{\mathbf{s}}_t) - \tilde{\mathbf{s}}_t + \tilde{\mathbf{s}}_t - \mathbf{s}_t) \\
&= \mathbf{s}_t + \epsilon\left(-\frac{\partial E(\tilde{\mathbf{s}}_t)}{\partial \tilde{\mathbf{s}}_t} + \boldsymbol{\eta}_t\right)
\end{aligned} \tag{11}$$

where for the last line we used Eqs. 10 and 7, and we see that we are going down the gradient from $\tilde{\mathbf{s}}_t$. Hence from the point of view of the noisy states $\tilde{\mathbf{s}}$, we see that the update equation corresponds to

$$\begin{aligned}
\tilde{\mathbf{s}}_{t+1} - \boldsymbol{\eta}_{t+1} &= \tilde{\mathbf{s}}_t - \boldsymbol{\eta}_t - \epsilon \frac{\partial E(\tilde{\mathbf{s}}_t)}{\partial \tilde{\mathbf{s}}_t} + \epsilon \boldsymbol{\eta}_t \\
\tilde{\mathbf{s}}_{t+1} &= \tilde{\mathbf{s}}_t - \epsilon \frac{\partial E(\tilde{\mathbf{s}}_t)}{\partial \tilde{\mathbf{s}}_t} + \boldsymbol{\eta}_{t+1} - (1 - \epsilon)\boldsymbol{\eta}_t
\end{aligned} \tag{12}$$

which we recognize as going down the gradient of the energy with “learning rate” ϵ and adding “noise” $\boldsymbol{\eta}_{t+1} - (1 - \epsilon)\boldsymbol{\eta}_t$.

4.2 A neurally motivated energy function

An important missing ingredient is condition 2 (Eq. 8), which depends on the specific choice of parametrization for the energy function. We would like this condition to be satisfied, while yielding a neural computation that roughly approximates real neural computation, and R corresponding to the derivative of the energy as per Eq. 10. Towards that objective, we propose the following energy function:

$$E(s) = \sum_i \frac{s_i^2}{2} - \sum_{i < j} W_{i,j} \rho(s_i) \rho(s_j) - \sum_i b_i \rho(s_i) . \tag{13}$$

It yields the following neural update:

$$\begin{aligned}
s_{t+1,i} &= (1 - \epsilon)s_{t,i} + \epsilon(\rho'(\tilde{s}_{t,i})(b_i + \sum_j W_{i,j} \rho(\tilde{s}_{t,j})) - \tilde{s}_{t,i}) \\
&= (1 - 2\epsilon)s_{t,i} + \epsilon(\rho'(\tilde{s}_{t,i})(b_i + \sum_j W_{i,j} \rho(\tilde{s}_{t,j})) - \boldsymbol{\eta}_{t,i})
\end{aligned} \tag{14}$$

where we recognize three terms: (1) the leaky integration going exponentially towards zero, (2) the external input as a weighted sum of the input firing rates, scaled by the non-linearity derivative ρ' , and (3) added noise. If we choose ρ to be linear by part, as follows, then ρ' is either 1 (in the active region) or 0 (in the saturation regions):

$$\rho(v) = \begin{cases} 0 & \text{if } v < \beta_1 \\ v - \beta_1 & \text{if } \beta_1 \leq v \leq \beta_2 \\ 1 & \text{if } v > \beta_2 \end{cases} \tag{15}$$

with thresholds β_1 and β_2 such that $\beta_2 - \beta_1 = 1$ and $\beta_1 < 0 < \beta_2$. In the saturation regions the neuron ignores the external input and goes exponentially to 0, thus coming back into the active region. Importantly, we have satisfied condition 2, and thus condition 1.

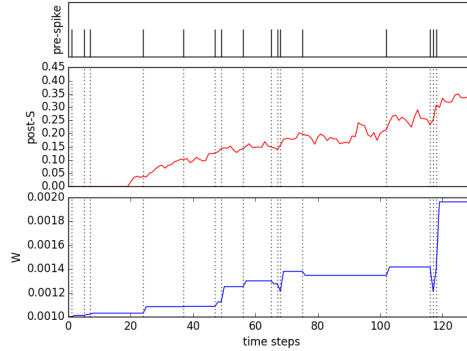


Figure 3: Example of rate and spike sequence generated in the simulations, along with weight changes according to the spike-dependent variant of our update rule, Eq. 2. Top: pre-synaptic spikes ξ_j (which is when a weight change can occur). Middle: integrated post-synaptic activity s_j . Bottom: value of the updated weight $W_{i,j}$.

4.3 More on the Continuous Time Perspective

In continuous time, the proposed STDP update rule can be written as in Eq. 1. This can be viewed as the derivative of a continuous-time version of the objective function J_{STDP} , with respect to $W_{i,j}$ with

$$J = \frac{1}{2} \|\dot{s}\|^2, \quad (16)$$

where s is the continuous-time vector-valued state of the neural network, and \dot{s} is its temporal derivative. According to the neural energy function proposed above, the elements \dot{s}_i of \dot{s} are as follows:

$$\dot{s}_i \propto \rho'(s_i) \sum_j W_{i,j} \rho(s_j) - s_i. \quad (17)$$

This yields the weight gradient

$$\frac{\partial J}{\partial W_{i,j}} = 2\dot{s}_i \rho(s_j) \rho'(s_i), \quad (18)$$

which would lead to a weight update proportional to the proposed STDP rule for $\Delta W_{i,j}$, Eq. 1.

5 Simulation results

We simulate random variations in a presynaptic neural firing rate $\rho(s_j)$ as well as random variations in the postsynaptic firing rates $\rho(s_i)$ induced by an externally driven voltage. By exploring many configurations of variations and levels at pre- and postsynaptic sides, we hope to cover the possible natural variations. We generate and record pre- and postsynaptic spikes sampled according to a binomial at each discrete t with probability proportional to $\rho(s_i)$ and $\rho(s_j)$ respectively, and record \dot{s}_i as well, in order to implement either a classical nearest neighbor STDP update rule or Eq. 1, which is SGD in J_{STDP} (Eq. 3)

¹ The nearest neighbor STDP rule is as follows. For every presynaptic spike, we consider a window of 20 time steps before and after. If there is one or more postsynaptic spike in both left and right windows, or no postsynaptic spike at all, the weight is not updated. Otherwise, we measure the time difference between the closest postsynaptic spike (nearest neighbor) and the presynaptic spike. If both spikes coincide, we make no weight change. To compute the appropriate averages, 500 random sequences of rates are generated, each of length 160 time steps, and 1000 randomly sampled spike trains are generated according to these rates.

For measuring the effect of weight changes, we measure the average squared rate of change $E[|\dot{s}_i^2|]$ in two conditions: with weight changes (according to Eq. 1), and without.

Examples of the spike sequences and underlying pre- and postsynaptic states s_i and s_j are illustrated in Fig. 3. Fig. 1 (middle and right) shows the results of these simulations, comparing the weight change obtained at various spike timing differences for Eq. 1 and for the nearest neighbor STDP rule, both matching well the biological data (Fig. 1, left). Fig. 2 shows that both update rules are strongly correlated, in the sense that for a given amount of weight change induced by one, we observe in average a linearly proportional weight change by the other.

6 Related work

The idea of neural computation corresponding to a form of stochastic relaxation towards lower energy configurations is of course very old, e.g., with the Boltzmann machine (Hinton and Sejnowski, 1986) and its Gibbs sampling procedure. More recently, see also (Berkes *et al.*, 2011). What differs here from the Boltzmann machine is that we consider the state space to be continuous (associated with the expected voltage potential, integrating out the random effects due to spikes), rather than discrete, and that we consider very small steps (going down the gradient of the energy), which is more like a Langevin MCMC, rather than allowing each neuron to jump to its optimal state (plus noise), given its neighbors configuration, which is what Gibbs sampling does.

¹ Python scripts for those simulations are available at http://www.iro.umontreal.ca/~bengioy/src/STDP_simulations.

The closest work is probably that of Xie and Seung (2000), which we have already discussed. Notable additions to this work include demonstrating that the spike-timing to weight change relationship is a *consequence* of Eq. 1, rather than the other way around (and a small difference in the use of ds/dt vs $d\rho(s)/dt$). But most importantly, the proposed update rule is SGD on a predictive objective function, J_{STDP} .

There are of course many other papers on theoretical interpretations of STDP, and the reader can find many references in Markram *et al.* (2012), but more work is needed to explore the connection of STDP to an unsupervised learning objective that could be used to train not just a single layer network (like PCA and traditional Hebbian updates) but also a deep unsupervised model. Many approaches (Fiete and Seung, 2006; Rezende and Gerstner, 2014) rely on variants of the REINFORCE algorithm (Williams, 1992) to estimate the gradient of a global objective function (basically by correlating stochastic variations at each neuron with the changes in the global objective). Although this principle is simple, it is not clear that it will scale to very large networks due to the linear growth of the variance of the estimator with the number of neurons. It is therefore tempting to explore other avenues, and we hope that the building blocks introduced here and the links made with energy-based approaches with variational inference for unsupervised learning can form useful material for a more efficient unsupervised learning principle for deep networks that is also consistent with STDP.

7 Conclusion and Future Work

We do not believe that the above J_{STDP} is the complete objective function approximately optimized by neurons, nor that the STDP experiments tell the whole story of synaptic change, but we find the links presented here as interesting and potential stepping stones towards a more encompassing theory.

A practical outcome of this work is a prediction that synaptic weight changes should become small when the postsynaptic firing rate remains constant, as seen by inspection of Eq. 1. Another prediction is that when the neuron is in its saturated region, there would be no synaptic weight change. It would clearly be interesting to test these predictions in actual biological experiments. Another open question is that any energy function interpretation of neural dynamics requires a form of symmetry of the connections between pairs of neurons. This is probably too strong a constraint for a brain implementation², but an approximation might work (as suggested by the results of Lillicrap *et al.* (2014)) and future work should evaluate that. What is encouraging is that our earlier work on auto-encoders empirically showed that even when the forward and backward weights are not tied, they tend to converge to symmetric values, and in the linear case the minimization of reconstruction error automatically yields symmetric weights (Vincent *et al.*, 2010).

²this is known as the *weight transport* problem (Lillicrap *et al.*, 2014)

More generally, much remains to be done to obtain a complete probabilistic theory of unsupervised learning that is consistent with STDP, but we believe that we have put interesting ingredients in place. One aspect that requires a lot more development is how the proposed STDP objective function helps to fit the sensory observations \mathbf{x} . If, as hypothesized above, neural computation is approximately doing inference (e.g. Langevin MCMC), then each step of inference, in average, brings us towards an equally likely or even more likely configuration of \mathbf{h} , given \mathbf{x} , according to the model. Hence each step is approximately pointing down the energy of $P(\mathbf{h}|\mathbf{x})$. Now, in an EM or variational EM context such as discussed in Neal and Hinton (1999); Kingma and Welling (2014); Bengio *et al.* (2015), with \mathbf{x} fixed, the distribution we want to model and consider as a target towards which parameters should be updated is precisely the joint of $\mathbf{h} \sim P(\mathbf{h}|\mathbf{x})$ and $\mathbf{x} \sim$ the training data, which we now call $Q(\mathbf{h}, \mathbf{x})$ (the inference distribution), following the above papers. By minimizing a predictive criterion similar to J_{STDP} , we conjecture that the model parameters move in the direction that makes the model more consistent with $Q(\mathbf{h}, \mathbf{x})$, which is what is required to maximize the variational EM bound on the data likelihood $P(\mathbf{x})$. The idea is that we change the inference process so that it would reach its final state faster, which corresponds to a configuration of h that fits well the observed \mathbf{x} .

Acknowledgments

The authors would like to thank Dong-Hyun Lee, Jyri Kivinen, Jorg Bornschein, Roland Memisevic and Tim Lillicrap for feedback and discussions, as well as NSERC, CIFAR, Samsung and Canada Research Chairs for funding, as well as Compute Canada for computing resources.

References

- Alain, G. and Bengio, Y. (2013). What regularized auto-encoders learn from the data generating distribution. In *ICLR'2013*. also arXiv report 1211.4246.
- Andrieu, C., de Freitas, N., Doucet, A., and Jordan, M. (2003). An introduction to MCMC for machine learning. *Machine Learning*, **50**, 5–43.
- Bengio, Y., Lee, D.-H., Bornschein, J., and Lin, Z. (2015). Towards biologically plausible deep learning. arXiv:1502.04156.
- Berkes, P., Orban, G., Lengyel, M., and Fiser, J. (2011). Spontaneous cortical activity reveals hallmarks of an optimal internal model of the environment. *Science*, **331**, 83–87.
- Bi, G. and Poo, M. (2001). Synaptic modification by correlated activity: Hebb’s postulate revisited. *Annu. Rev. Neurosci.*, **24**, 139–166.

- Fiete, I. R. and Seung, H. S. (2006). Gradient learning in spiking neural networks by dynamic perturbations of conductances. *Physical Review Letters*, **97**(4).
- Friston, K. J. and Stephan, K. E. (2007). Free-energy and the brain. *Synthese*, **159**, 417–458.
- Gerstner, W., Kempter, R., van Hemmen, J., and Wagner, H. (1996). A neuronal learning rule for sub-millisecond temporal coding. *Nature*, **386**, 76–78.
- Hinton, G. E. (2007). How to do backpropagation in a brain. Invited talk at the NIPS’2007 Deep Learning Workshop.
- Hinton, G. E. and Sejnowski, T. J. (1986). Learning and relearning in Boltzmann machines. In D. E. Rumelhart and J. L. McClelland, editors, *Parallel Distributed Processing: Explorations in the Microstructure of Cognition. Volume 1: Foundations*, pages 282–317. MIT Press, Cambridge, MA.
- Kingma, D. P. and Welling, M. (2014). Auto-encoding variational bayes. In *Proceedings of the International Conference on Learning Representations (ICLR)*.
- LeCun, Y., Bengio, Y., and Hinton, G. (2015). Deep learning. *Nature*, **521**, 436–444.
- Lillicrap, T. P., Cownden, D., Tweed, D. B., and Akerman, C. J. (2014). Random feedback weights support learning in deep neural networks. arXiv:1411.0247.
- Markram, H. and Sakmann, B. (1995). Action potentials propagating back into dendrites triggers changes in efficacy. *Soc. Neurosci. Abs*, **21**.
- Markram, H., Gerstner, W., and Sjöström, P. (2012). Spike-timing-dependent plasticity: A comprehensive overview. *Frontiers in synaptic plasticity*, **4**(2).
- Neal, R. and Hinton, G. (1999). A view of the EM algorithm that justifies incremental, sparse, and other variants. In M. I. Jordan, editor, *Learning in Graphical Models*. MIT Press, Cambridge, MA.
- Rezende, D. J. and Gerstner, W. (2014). Stochastic variational learning in recurrent spiking networks. *Frontiers in Computational Neuroscience*, **8**(38).
- Shepherd, G. M. (2003). *The synaptic organization of the brain*. Oxford University Press.
- Vincent, P. (2011). A connection between score matching and denoising autoencoders. *Neural Computation*, **23**(7).
- Vincent, P., Larochelle, H., Lajoie, I., Bengio, Y., and Manzagol, P.-A. (2010). Stacked denoising autoencoders: Learning useful representations in a deep network with a local denoising criterion. *J. Machine Learning Res.*, **11**.

- Williams, R. J. (1992). Simple statistical gradient-following algorithms connectionist reinforcement learning. *Machine Learning*, **8**, 229–256.
- Xie, X. and Seung, H. S. (2000). Spike-based learning rules and stabilization of persistent neural activity. In S. Solla, T. Leen, and K. Müller, editors, *Advances in Neural Information Processing Systems 12*, pages 199–208. MIT Press.