

Light Higgs Bosons in NMSSM at the LHC

Monoranjan Guchait¹ and Jacky Kumar²

Department of High Energy Physics, Tata Institute of Fundamental Research,
1, Homi Bhabha Road, Mumbai 400 005, India.

Abstract

The next-to-minimal supersymmetric standard model (NMSSM) with an extended Higgs sector offers one of the Higgs boson as the Standard model (SM) like Higgs with a mass around 125 GeV along with other Higgs bosons with lighter and heavier masses and not excluded by any current experiments. At the LHC, phenomenology of these non SM like Higgs bosons is very rich and considerably different from the other supersymmetric models. In this work, assuming one of the Higgs bosons to be the SM like, we revisit the mass spectrum and couplings of non SM like Higgs bosons taking into consideration all existing constraints and identify the relevant region of parameter space. The discovery potential of these non SM like Higgs bosons, apart from their masses, is guided by their couplings with gauge bosons and fermions which are very much parameter space sensitive. We evaluate the rates of productions of these non SM like Higgs bosons at the LHC for a variety of decay channels in the allowed region of the parameter space. Although $b\bar{b}$, $\tau\tau$ decay modes appear to be the most promising, it is observed that for a substantial region of parameter space the two-photon decay mode has a remarkably large rate. In this work we emphasize that this diphoton mode can be exploited to find the NMSSM Higgs signal and can also be potential avenue to distinguish the NMSSM from the MSSM. In addition, we discuss briefly the various detectable signals of these non SM Higgs bosons at the LHC.

¹guchait@tifr.res.in

²jka@tifr.res.in

1 Introduction

The recent discovery of the Higgs particle [1, 2] has completed the particle family in the Standard model (SM), although more precise measurements are required to establish this claim strongly. On the other hand, there are various new physics models which can accommodate this Higgs candidate and are found to be consistent with the current measurements of Higgs couplings strength [3–5]. For example, the phenomenological models based on supersymmetric (SUSY) theory can interpret this Higgs boson as its lightest Higgs candidate [6, 7]. However, it is to be noted that to accommodate a Higgs boson of mass ~ 125 GeV in the theory of Minimal Supersymmetric Standard Model (MSSM), one requires a substantial contribution to the Higgs mass from higher order correction which is very close to the tree level value of it. Of course, this can be achieved in a very suitable region of SUSY parameters space, in particular with the contribution from the third generation squark sector along with some degrees of fine-tuning [8, 9].

The non minimal supersymmetric standard model (NMSSM), an extension of SUSY model with an additional Higgs singlet was proposed to solve the μ problem [10, 11]. Interestingly, it is found that this model can provide a SM like Higgs boson of mass around 125 GeV more naturally, and as a result, after the discovery of the Higgs particle [1, 2], it has received a lot of attention. In this model the additional interaction term between the singlet and the doublet Higgs superfields contributes substantially to the Higgs mass, even at the tree level and thus reduces the required fine tuning significantly. The phenomenology of the NMSSM, more precisely of its Higgs sector, is quite rich due to the presence of this extra Higgs singlet and the corresponding interaction with the Higgs doublet. In the literature, there exist several studies carried out to study the NMSSM Higgs sector in the context of the LHC (For example, see Refs. [12–14] and references therein). The recent observation of the Higgs particle at the LHC and related measurements of its properties renewed the interest in the NMSSM leading to more focused and dedicated activities. The implications of the current observation of the Higgs boson at the LHC and the measurements of its properties have been extensively discussed in the context of the NMSSM by many authors. For example, see Refs. [15–19] and references therein. In the LHC experiment looking for the NMSSM Higgs signal in the current Run I data sets is one of the ongoing studies. In a very recent analysis, very light Higgs boson in the NMSSM was studied and from the non-observation of any signal, a bound on the Higgs production cross section times the corresponding Higgs branching ratio is presented [20, 21].

The NMSSM contains seven Higgs bosons, three are CP even Higgs scalars ($H_i, i = 1, 2, 3$) and two are CP odd states, while there are two charged Higgs bosons. In this work we revisit the Higgs sector of the NMSSM by studying the interplay of model parameters and Higgs masses and couplings. We explore the possible implications in the NMSSM Higgs sector of recent Higgs discovery by scanning the model parameters space for a wide range requiring one of the CP even Higgs bosons SM like Higgs with mass around 125 GeV. Performing a very comprehensive analysis taking into account various experimental and theoretical constraints, we delineate the region of parameter space which provides one of the CP even Higgs boson SM-like. Corresponding to this allowed parameter space, we then discuss the phenomenology of, particularly, light neutral non SM like CP even and odd Higgs bosons at the LHC. It is observed that there exist a variety of decay channels of these light neutral non SM Higgs bosons with very reasonable branching ratios (BR) depending on the parameters points. In this work, we study very systematically in detail the sensitivity of these BRs on model parameters and their impact on light non SM like Higgs boson signals at the LHC. Moreover, in order to understand the feasibility of non SM like Higgs searches

at the LHC, the rates of production of Higgs bosons in various decay channels are estimated for the center of mass energy $\sqrt{s} = 13$ TeV, in the context of the interesting region of parameter space. In fact due to many parameters dependence of the cross sections and BRs of the NMSSM Higgs bosons, it is difficult to present systematically the variation of non SM Higgs boson production rates in various decay channels. Hence, we follow the strategy to present the ranges of these rates by computing the minimum and maximum values in various decay channels for a given Higgs boson mass and the parameters space. Naively, this estimation of rates provides hints about the detectability of non SM like Higgs bosons at the LHC although detail understanding of the background level is required to make a final conclusion. Interestingly, it is observed that the BR of non SM like Higgs in the di-photon channel is substantially large for a certain region of parameter space [18, 22]. Undoubtedly, this two photons channel appears as a striking feature of the NMSSM model. Perhaps, the di-photon channel can provide a robust mode to distinguish the NMSSM from the MSSM because of the fact that photon is a clean object to probe experimentally. In addition there are also other hadronic decay channels of non SM Higgs bosons which can be useful as well in looking for Higgs signal in the NMSSM,

The paper is organized as follows. In section 2 we discuss very briefly the relevant parts of the NMSSM Higgs sector. In section 3, describing inputs and constraints used while scanning parameters, we discuss the allowed ranges of the masses, the couplings and decay BRs of non SM like light Higgs bosons. Presenting the rates of the non SM like Higgs boson production in various channels in section 4, we discuss various Higgs signals in section 5. Finally we summarize our results in section 6.

2 NMSSM Higgs sector

As mentioned in the introduction, the NMSSM Higgs sector contains one extra gauge singlet Higgs superfield \hat{S} in addition to two Higgs doublets (\hat{H}_u, \hat{H}_d) [10–12] making the super potential as,

$$W_{\text{NMSSM}} = W_{\text{MSSM}} + \lambda \hat{S} \hat{H}_u \hat{H}_d + \frac{1}{3} \kappa \hat{S}^3, \quad (1)$$

where W_{MSSM} corresponds to the super potential in MSSM with only two Higgs doublets without a μ term, λ and κ are dimensionless couplings. Recall that the primary goal in constructing the NMSSM is to generate the μ term dynamically to ensure its value around the EW scale, and thus solving the μ problem. The last term in Eq. 1 with \hat{S}^3 is introduced to avoid Peccei-Quinn(PQ) symmetry [23]. Notice that this expansion respects explicit Z_3 symmetry. In the MSSM, W_{MSSM} depends on \hat{H}_u and \hat{H}_d , the Higgs super fields which are responsible for generating up-type and down type quark masses respectively.

Correspondingly, the soft-SUSY breaking potential for NMSSM Higgs sector is given by,

$$V_{\text{soft}} = m_{H_u}^2 |H_u|^2 + m_{H_d}^2 |H_d|^2 + m_S^2 |S|^2 + \left[\lambda A_\lambda S H_u H_d + \frac{1}{3} \kappa A_\kappa S^3 + \text{h.c} \right]. \quad (2)$$

Here m_{H_u} , m_{H_d} , m_S , A_λ and A_κ are the soft breaking parameters. Notably, the parameters λ , κ , A_λ are taken to be positive. The vacuum expectation value (VEV) of the singlet field, $\langle S \rangle = v_s$, in turn generates the effective μ term, $\mu_{\text{eff}} = \lambda v_s$ and then restricting it at the order of EW scale. The neutral components of other Higgs doublets, get VEVs as $\langle H_u^0 \rangle = v_u$ and $\langle H_d^0 \rangle = v_d$ and the constraint $m_W^2 = g^2(v_u^2 + v_d^2)$ leads a relation $\tan \beta = v_u/v_d$.

At the tree level, the Higgs sector of NMSSM seems to have 9 parameters i.e,

$$\lambda, \kappa, \tan\beta, \mu_{\text{eff}}, A_\lambda, A_\kappa, m_{H_u}^2, m_{H_d}^2, m_S^2. \quad (3)$$

The minimization conditions of the scalar potential with respect to VEVs v_u, v_d and v_s reduce another three parameters, and hence, the NMSSM Higgs sector at the tree level is described by six independent parameters,

$$\lambda, \kappa, \tan\beta, \mu_{\text{eff}}, A_\lambda, A_\kappa, \quad (4)$$

unlike the MSSM where only two parameters m_A , the mass of the pseudoscalar Higgs and $\tan\beta$ are required. More detail discussions and review on the NMSSM Higgs sector can be found in Refs. [10–13, 24, 25].

The NMSSM Higgs sector contains 10 scalar degrees of freedom, out of which three are absorbed to give the masses of three gauge bosons, W^\pm and Z leading to seven physical Higgs states. Expansion of Higgs fields around the three vevs v_u, v_d and v_s yield various Higgs mixing terms in the Lagrangian of which real and imaginary parts constitute a 3×3 Higgs mass matrices. The diagonalization of these mass matrices by orthogonal matrices provides masses of three physical Higgs bosons. For instance, the diagonalization of the 3×3 real mass matrix results in the masses of three CP even Higgs bosons (H_1, H_2, H_3) and the corresponding diagonalizing matrix relates the weak Higgs boson states, $H_j^w \equiv (H_u^R, H_d^R, S^R)$ with the physical ones as,

$$H_i = S_{ij} H_j^w; \quad i, j = 1, 2, 3, \quad (5)$$

where S_{ij} is the orthogonal matrix diagonalizing the 3×3 CP even Higgs mass matrix. Here the CP even mass eigenstates (H_i) arranged in increasing order of masses i.e $m_{H_1} < m_{H_2} < m_{H_3}$. Consequently, the physical Higgs boson states turn out to be admixtures of both doublet (H_u, H_d) and singlet (S) states and naturally the corresponding mixing angles affect their couplings to fermions and gauge bosons. Similarly, the imaginary parts of Higgs fields form a 3×3 mass matrix in the basis $A_j^w \equiv (H_u^I, H_d^I, S^I)$ and is being diagonalized by an orthogonal matrix as,

$$A_i = P_{ij} A_j^w, \quad (6)$$

A_i stands for three CP odd physical Higgs bosons states, (A_1, A_2, G^0), where G^0 is the Goldstone boson. Defining a suitable 2×2 matrix, the Goldstone boson state G^0 can be rotated away leading only to two physical states A_1 and A_2 which are admixtures of doublet and singlet states determined by the components of the orthogonal matrix P_{ij} . The mixing angles i.e the matrix elements of the orthogonal matrices depend on the model parameters given by Eq.4 [13, 24, 25] and they play an important role in determining the couplings of the Higgs bosons with fermions and gauge bosons making those very much parameter space sensitive. For example, the couplings of CP even Higgs bosons H_i to fermions, of both top and bottom type, are given by [13, 24, 25],

$$\begin{aligned} g_{H_i t\bar{t}} &: -\frac{m_t}{\sqrt{2}v \sin\beta} S_{i1}; \\ g_{H_i b\bar{b}} &: \frac{m_b}{\sqrt{2}v \cos\beta} S_{i2}; \\ g_{H_i \tau\tau} &: \frac{m_\tau}{\sqrt{2}v \cos\beta} S_{i2}, \end{aligned} \quad (7)$$

and similarly for CP odd scalars, A_i ,

$$\begin{aligned} g_{A_i t\bar{t}} &: -i \frac{m_t}{\sqrt{2}v \sin \beta} P_{i2}; \\ g_{A_i b\bar{b}} &: i \frac{m_b}{\sqrt{2}v \cos \beta} P_{i1}; \\ g_{A_i \tau\tau} &: i \frac{m_\tau}{\sqrt{2}v \cos \beta} P_{i1}. \end{aligned} \quad (8)$$

Here $S_{i1}, S_{i2}, (P_{i1}, P_{i2})$ determine the amount of doublet composition in physical CP even(odd) Higgs boson states. Thus due to the presence of mixing angles, Higgs couplings either get suppressed or enhanced. For instance, if any of the Higgs state (H_i, A_i) be dominated by singlet components i.e $S_{i1}, S_{i2} \sim 0, P_{i1}, P_{i2} \sim 0$ then the corresponding Higgs boson couplings with fermions and gauge bosons are severely suppressed. The ratio between the Higgs couplings given in Eq. 7, 8 and its SM counter part is just a scale factor, called reduced coupling depending on mixing angle and $\tan \beta$, e.g $C_u = S_{i1}/\sin \beta$ is the reduced coupling of H_i with up-type quark. Moreover, the orthogonality property of the mixing matrices(S, P) predicts a sharing of couplings among the corresponding Higgs boson states. For example if any of the CP even Higgs boson be SM like i.e S_{i1} or $S_{i2} \sim 1$, then the corresponding couplings of other CP even Higgs bosons with fermions are heavily suppressed. The coupling of CP even Higgs bosons with gauge bosons ($V=W, Z$) are given by [13, 25],

$$g_{H_i VV} = g_{H_i VV}^{\text{SM}} \times \xi_i; \quad \xi_i = \cos \beta S_{i2} + \sin \beta S_{i1}, \quad (9)$$

and because of orthogonality property of matrix S , one can show that the mixing angle follows the relation,

$$\sum \xi_i^2 = 1. \quad (10)$$

As stated earlier this sum rule implies that if any one of the Higgs boson couples dominantly with a gauge boson, then the same couplings of other Higgs bosons are severely disfavored. The mixing angle ξ_i is constrained from the non observation of NMSSM Higgs bosons in LEP experiment [26].

In NMSSM the upper bound of lightest Higgs boson mass at tree level is well known to be as [10, 11, 24, 27, 28],

$$m_{H_1}^2 = M_Z^2 \cos^2 \beta + \lambda^2 v^2 \sin^2 2\beta, \quad (11)$$

where the first term is similar to the upper bound($=M_Z \cos \beta$) in MSSM and the second term originates due to the interaction between singlet and doublet Higgs field via λ term, in Eq. 1. Remarkably, the contribution of the second term pushes this upper bound substantially much above $M_Z \cos \beta$, of course, depending on the values of λ and $\tan \beta$. Clearly, high (low) value of λ ($\tan \beta$) is preferred to obtain a large value of the lightest Higgs mass at the tree level. For example, this limit can go up to ~ 140 GeV with the constraint that λ to be within the perturbative limit [29, 30]. Hence, this tree level NMSSM contribution to lightest Higgs mass enable to accommodate easily a SM like Higgs mass of the range ~ 125 GeV.

As pointed out earlier, the Higgs sector also receives higher order perturbative corrections contributed by squark masses and A-terms, and as well as by the parameters of the gaugino and Higgsino sectors. The total extra contribution due to these corrections lead further enhancement of

Higgs mass. The calculations of these higher order corrections currently exist in the literature up to $\mathcal{O}(\alpha_t\alpha_s + \alpha_b\alpha_s)$ [31–39]. Consequently, the higher order correction to Higgs mass relates the other sectors, in particular third generation of squarks. Therefore to predict Higgs mass, one needs to take into consideration of involved model parameters, including very sensitive third generation sector. On the other hand, perhaps, the well determinations of Higgs sector predict about the range of masses and mixing angles of third generation squarks, namely top squarks [6, 40].

As described before, in NMSSM the Higgs sector has a non trivial dependence on a set of parameters Eq.4 [25] which eventually affect the NMSSM Higgs phenomenology. Recall that generating μ term dynamically leads $\mu_{\text{eff}} \sim \lambda v_s$, which also is connected with chargino/neutralino masses. Hence, the LEP limit on light chargino mass ($\gtrsim 100\text{GeV}$) [41] predicts a bound, $\lambda \geq \mu_{\text{eff}}/v_s$ [14]. Definitely, this bound restricts λ not to be very small unless vev v_s becomes too large, which is not also favorable as the other vevs, v_u, v_d are expected to be also around the EW scale. On the other hand, from the perturbative nature of weak coupling at the EW scale running down λ and κ from GUT scale down to EW scale also constrain their values. Using renormalization group equation for λ and κ and requiring the perturbative nature of couplings, a bound on them can be derived [25],

$$\lambda^2 + \kappa^2 \gtrsim 0.6(0.7). \quad (12)$$

3 Scanning of NMSSM parameters

In this section, we try to identify the region that offers one of the CP-even Higgs boson as the SM like (H_{SM}). by carrying out a comprehensive scan of NMSSM parameters space. We use the package NMSSMTool4.3.0 [42, 43] which calculates for a given set of input parameters, the masses, the couplings and the decay branching ratios of all the Higgs bosons along with the spectrum of other SUSY particles. This code also systematically checks the consistencies of the parameters against various theoretical as well experimental constraints. Experimental constraints include measurements of various low and high energy observables predicted within the framework of the NMSSM.

In our scan, we set the following ranges for the relevant parameters,

$$\begin{aligned} 0.15 < \lambda < 0.8; \quad 0.1 < \kappa < 0.7; \quad 0 < A_\lambda < 2 \text{ TeV}, -2 \text{ TeV} < A_\kappa < 200 \text{ GeV}; \\ 1.5 < \tan\beta < 30; \quad 100 \text{ GeV} < \mu_{\text{eff}} < 2 \text{ TeV}. \end{aligned} \quad (13)$$

The soft mass parameters for the left and the right handed squarks from the first two generations, to which the Higgs boson mass are not so sensitive, are set to,

$$M_{Q_{1/2}} = M_{U_{1/2}} = M_{D_{1/2}} = 1\text{TeV}, \quad (14)$$

while for the third generation squarks, known to have a large effect on the Higgs mass, these are varied over the range,

$$M_{Q_3} = M_{U_3} = M_{D_3} = 300 - 3000 \text{ GeV}. \quad (15)$$

to consider a wide range of values from them. However, as we know, because of radiative contributions to the mass of the Higgs boson, the masses of the top squarks and the corresponding mixing

are important and hence A-term plays an important role. With a goal to achieve a CP even Higgs state close to the mass of the SM Higgs, we vary $|A_t|$ from small to large values as,

$$A_t = -4 \text{ TeV to } +4 \text{ TeV}, \quad (16)$$

and setting other third generation trilinear A-terms as,

$$A_b = 2 \text{ TeV}; \text{ and } A_{E_3} = 1 \text{ TeV}, \quad (17)$$

while keeping all other remaining trilinear A terms to zero. While scanning parameters, we test all constraints including theoretical ones pertaining to vacuum stability. Moreover, the precision measurements at the LEP experiments restrict the new physics models through the measurement of M_W , $\sin^2 \theta_{\text{eff}}$, the ρ parameter and also via the invisible decay width of the Z boson. In addition, the constraints due to various low energy observables from flavor physics such as $B \rightarrow X_s \gamma$, $B_s \rightarrow \mu^+ \mu^-$ and $B \rightarrow \tau^+ \nu_\tau$ and also the mass differences ΔM_d and ΔM_s are checked in the process of scanning of the parameters. Various existing bounds on sparticle masses and production cross sections that are obtained from LEP, the Tevatron and from the LHC experiments are also imposed. The details of all these constraints can be found in [44]. Notably, among various experimental constraints, the most crucial ones are from the Planck [45] data and the muon anomalous magnetic moment [46]. In this model the lightest neutralino ($\tilde{\chi}_1^0$) is assumed to be the lightest-supersymmetric particle (LSP) and is also a DM candidate. NMSSMTools interfaced with micrOMEGAs [47, 48], calculates the relic density. Recent data from the PLANCK experiment [45] concludes the relic density to be,

$$\Omega^2 h = 0.1187 \pm 0.0017. \quad (18)$$

In the NMSSM, the DM solution is tested with the measured data as shown above at the 10% level. The most natural solution to the DM problem is via the bulk annihilation channel which requires lighter electroweak gauginos and sleptons. The impact of DM constraints on the NMSSM are discussed by many authors [16, 48–58]. The parameters in the gaugino sector, M_1 and M_2 , the U(1) and the SU(2) gaugino masses, respectively are expected not to have any large effects on Higgs masses, but are important in calculating the dark matter relic density, Eq. 18. Therefore, we vary the values of gaugino masses M_1, M_2 while keeping M_3 , which is the gluino mass to a fixed value,

$$50 \text{ GeV} < M_1 < 1 \text{ TeV}; \quad 50 \text{ GeV} < M_2 < 1 \text{ TeV}; \quad M_3 = 1.2 \text{ TeV}. \quad (19)$$

The precisely measured value of the muon anomalous magnetic moment,

$$a_\mu = \frac{(g_\mu - 2)}{2} \quad (20)$$

is considered to be a very strong constraint for new physics. The total SM contribution to a_μ is estimated with an uncertainty predominantly due to the hadronic contributions [59]. The discrepancy between the measured value and the one predicted by the SM is found to be,

$$\delta a_\mu = (28.7 \pm 8.0) \times 10^{-10}. \quad (21)$$

This implies the measured value is 3σ away from the SM predicted value. In SUSY model, there are additional contributions due to the presence of sparticles in loops which provide an explanation

for this excess [60–63]. In the NMSSM, the effect of g_μ -2 constraint on its model parameter space has been discussed in [64]. As we know, the main SUSY contribution to a_μ comes at the one loop level involving smuon-neutralino and sneutrino(muon)-chargino diagrams. However, this SUSY contribution at the one loop level is determined by the sign of the μ -term and the value of $\tan\beta$. In order to have a reasonable contribution to δa_μ from these additional one loop SUSY diagrams, the masses of the sparticles, in particular of the smuons are favored to be as light as ~ 100 GeV and $\tan\beta \sim 10$ -15. The slepton masses are not directly coupled with the Higgs sector, but plays a crucial role in determining the anomalous magnetic moment of the muon as discussed before. In order to have a parameter space consistent with g_μ -2 constraint we assume low values of the first two generations of sleptons [64] i.e,

$$M_{L_{1,2}} = 100 \text{ GeV}; M_{E_{1,2}} = 100 \text{ GeV}. \quad (22)$$

The Higgs contribution to δa_μ comes via 2-loop diagrams [65, 66] and is found to be negligible both in the SM and in the MSSM because of higher lower limit on the Higgs mass. On contrary, in the NMSSM rather light Higgs states decoupled from fermions and bosons are viable, even with a few GeV mass. The one loop diagrams involving these lighter Higgs states are found to be potential sources contributing to δa_μ [58, 64]. For instance, for lower values of the Higgs mass $\lesssim 10$ GeV, for both CP even and CP odd states, contributions appear to be substantial at the level of 2σ range of δa_μ for large values of $\tan\beta$. In our scan, we take into account the impact of g_μ -2 constraint which has some effects on the parameter space as will be discussed later.

In the NMSSM, out of three CP even Higgs bosons, one is required to be SM-like. In addition, the couplings of the SM like Higgs boson to fermions and the gauge bosons should be consistent with the current measurements by both the CMS and the ATLAS experiments [3]. As shown in Eq.7, 8 and 9, the couplings of the Higgs boson with fermions and the gauge boson are basically a scaling of the corresponding SM couplings by a factor called the reduced couplings which are essentially the ratios of $g_{H_i ff}/g_{H_i ff}^{\text{SM}} (= C_f)$ or $g_{H_i VV}/g_{H_i VV}^{\text{SM}} (= C_V)$. Similarly, one can also have reduced effective couplings of Higgs with gluons and photon, say C_g and C_γ , respectively. At the LHC, both the ATLAS and the CMS collaborations examined the the Higgs couplings following the strategy discussed in Ref. [67]. By performing a very detailed analysis, the allowed ranges of the reduced couplings are reported at 95% C.L. In Table 1 allowed ranges of these reduced couplings measured by the CMS experiment [3] are presented. It is to be noted that the SM Higgs production cross sections in various related modes are used in deriving these limits. In our study, while scanning the parameter space, we impose these constraints on the reduced couplings for the SM like CP even Higgs boson. Similarly, from negative searches of Higgs at the LEP experiment, the reduced couplings of the SM like Higgs boson with W/Z ($C_V = \xi$) also get constrained [26] and our scan has been subjected to these constraints as well. Furthermore, in the NMSSM, possibly the SM-like Higgs boson can decay via non-standard modes which will be discussed in later section. The total BR in these non SM modes, namely BR_{BSM} of the SM like Higgs boson is also restricted from above from the current Higgs data. The CMS measurements set the upper limit of non-SM branching ratio of the SM like Higgs to be [3],

$$\text{BR}_{\text{BSM}} \leq 0.57 \text{ at } 95\% \text{ C.L.} \quad (23)$$

This limit is incorporated in our parameter scan.

Eventually, after playing with the NMSSM model parameters, we identify the region of parameter space allowed by all theoretical and experimental constraints as described above, which yields

	Lower	Upper
C_t	0.97	2.28
C_b	0.00	1.23
C_V	0.66	1.23
C_g	0.52	1.07
C_γ	0.67	1.33

Table 1: The allowed ranges of reduced couplings of the SM like Higgs with fermions and the gauge bosons and also the effective couplings with the gluons and the photons at 95%C.L. These are obtained by CMS experiments [3].

one of the relatives light CP even Higgs bosons, either H_1 or H_2 , to be SM-like with its mass in the range,

$$m_{H_1}/m_{H_2} \sim m_{H_{SM}} = 125.02 \pm 3 \text{ GeV}. \quad (24)$$

It is always observed that the heaviest CP even neutral Higgs, H_3 tends to be massive ~ 200 GeV or more. Thus, we focus our attention on two distinct regions presenting the following two scenarios:

- Case A: the second lightest CP even Higgs, $H_2 \sim H_{SM}$.
- Case B: the lightest CP even state, $H_1 \sim H_{SM}$.

In the subsequent sections we discuss various features of these two cases and the relevant phenomenology in the context of ongoing LHC experiment with a center of mass energy of 13 TeV.

3.1 Case A: $H_2 \sim H_{SM}$

In this section we discuss the salient features of the NMSSM Higgs sector corresponding to the parameter space which leads to the second lightest CP even Higgs boson, H_2 , as SM like. Here,

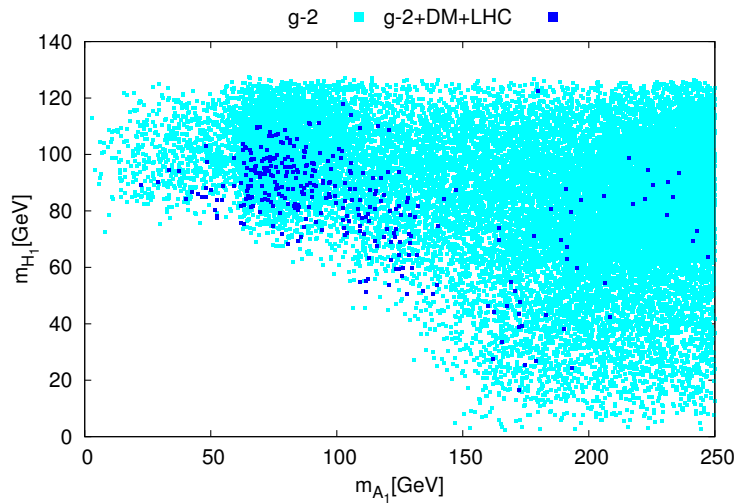


Figure 1: Range of m_{A_1} and m_{H_1} for case(A), allowed by all theoretical and experimental constraints as discussed in Sec.3 plus $g_\mu - 2$ constraint(cyan) and then adding the LHC and DM constraints(blue).

the lightest CP even Higgs(H_1) lighter than H_2 by definition. In addition the lightest CP odd Higgs boson(A_1) is also lighter than H_2 in a certain region of parameter space. Both H_1 and A_1 are dominantly singlet like. In Fig. 1, we present the possible ranges of m_{H_1} and m_{A_1} when H_2 is SM-like [68]. In this figure the allowed points (cyan) are result from imposing only the $g_{\mu-2}$ limit (Eq.21) along with all other theoretical and experimental constraints as described in the previous section. Subsequently, adding constraints from the DM relic density (Eq. 18) and from the measurements of the Higgs couplings at the LHC (Table 1), the more restricted region(blue) is obtained. It is interesting to note that, even after including all such constraints, H_1 or A_1 may turn out to be very light, ~ 20 GeV, although there are only few points [69]. Moreover, this figure clearly indicates that for a good fraction of the parameter space, both m_{H_1} and m_{A_1} are found to be less than the half of the mass of H_2 , thus allowing the latter decay in the following ways,

$$\begin{aligned} H_2 &\rightarrow H_1 H_1, \\ &\rightarrow A_1 A_1. \end{aligned} \quad (25)$$

It is to be noted that these lighter singlet states A_1 and H_1 are not yet expected to be ruled out by any collider experiments. These singlet like states escape detection in collider experiments because of their suppressed couplings to gauge bosons and fermions. It can be realized by looking

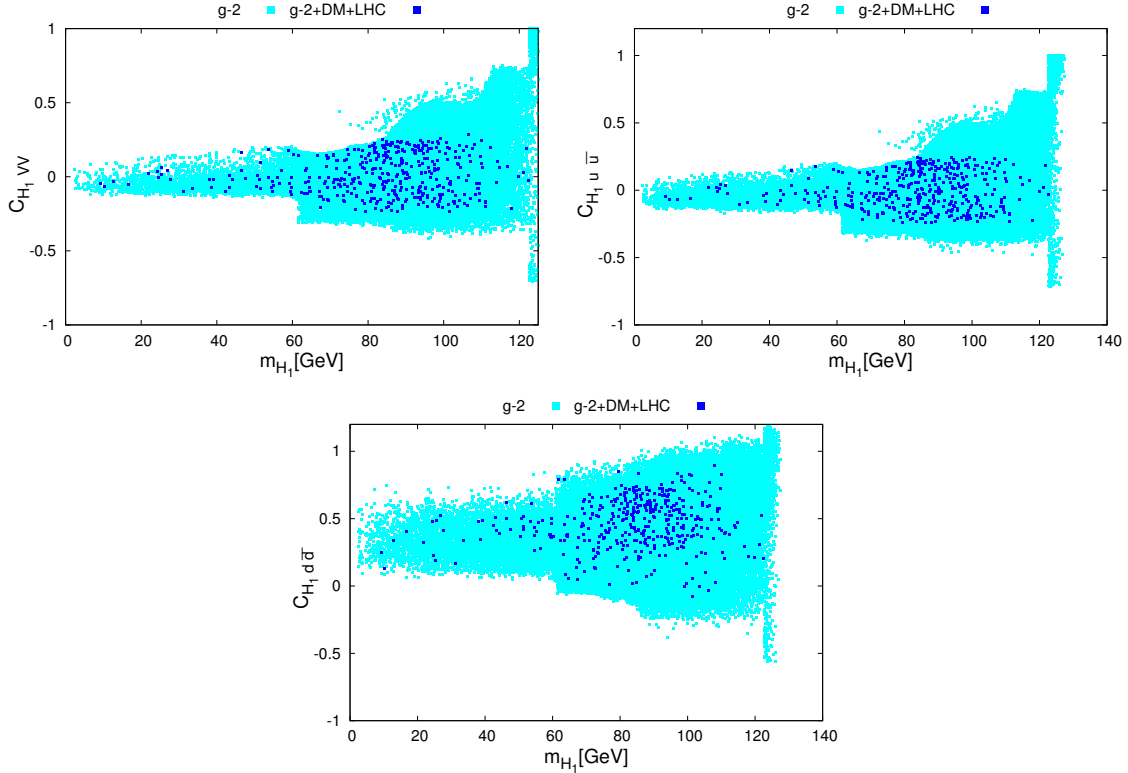


Figure 2: Reduced couplings of H_1 with gauge bosons($V=W/Z$) and fermions (up and down types) for case(A). Values are allowed by mentioned constraints (conventions are the same as in Fig. 1.)

at Figs.2 and 3 which present for a wide range of m_{H_1} , the reduced couplings of H_1 and A_1 , respectively, with gauge bosons, up and down-type quarks. At lower masses for H_1 , allowed values of these reduced couplings initially appear to be very small and then go up with increasing

m_{H_1} . However, LHC constraints, in particular restrictions on reduced couplings of the SM-like Higgs boson as shown in Table 1, favor smaller values, except for the case $C_{H_1 d\bar{d}}$ which receives some enhancement for higher values of $\tan\beta$ (see Eq. 7). In case of A_1 , the pattern of variation of reduced the couplings with m_{A_1} is a little different since A_1 physical state contains a finite fraction of doublet component and the reduced couplings increase for higher values of $\tan\beta$. As observed in Fig. 3. the reduced coupling of A_1 to d-type quark is somewhat larger than its coupling to u-type quark. Consequently, this behavior of the reduced couplings significantly affects the Higgs phenomenology in the colliders. These are discussed in the next section.

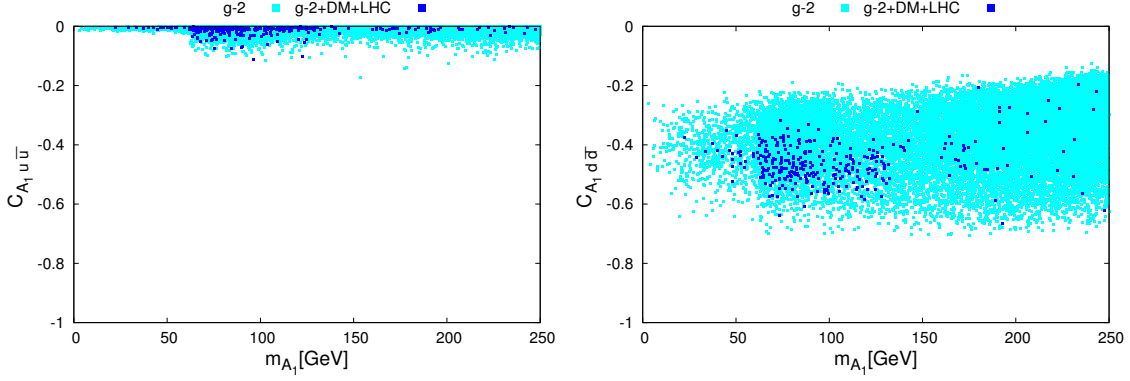


Figure 3: Reduced couplings of A_1 with quarks (up and down types). Other conventions are same as in Fig. 2.

3.2 Case B: $H_1 \sim H_{SM}$

Following a similar strategy as described above, we obtain a substantial region of parameter space with the lightest CP even state H_1 as the SM-like Higgs boson. Obviously, in this scenario,

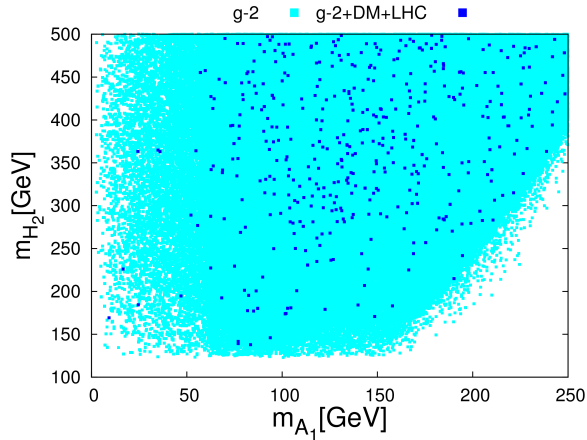


Figure 4: Allowed range of m_{A_1} and m_{H_2} for case (B). Constraints are the same as in Fig. 1.

$m_{H_2} \gtrsim m_{H_1} \sim m_{H_{SM}}$ and the mass of A_1 can be lighter or heavier than H_1 . In fact, a significant region of parameter space exists even after imposing all constraints where it is observed that A_1 is mostly light, around $\sim 50 - 100$ GeV and it can turn out to be even lighter ~ 10 GeV for few

points(see Fig. 4), where allowed ranges of m_{A_1} and m_{H_2} are presented for this scenario. This figure indicates that the available range of m_{A_1} can be lighter than $m_{H_1}/2$, whereas m_{H_2} may extend to very large (~ 500 GeV) values. Hence the following decay channels,

$$\begin{aligned} H_2 &\rightarrow H_1 H_1, A_1 A_1, \\ H_1 &\rightarrow A_1 A_1, \end{aligned} \quad (26)$$

open up with a reasonable branching ratio depending on the region of the parameter space. These decay channels may potentially provide additional indirect sources of productions of H_1 as well as of A_1 at the LHC mediated by triple Higgs bosons couplings.

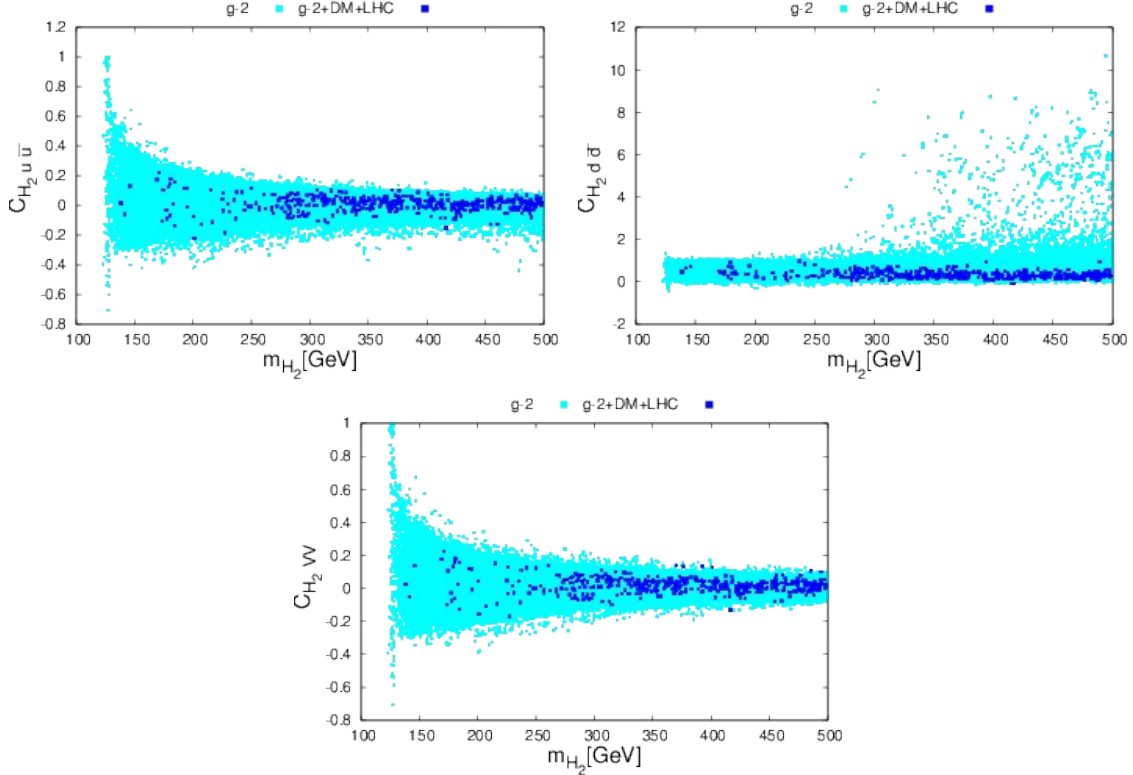


Figure 5: Reduced couplings of H_2 with gauge bosons ($V=W/Z$) and quarks(up and down types) for case(B). Constraints are the same as Fig. 1.

As before, in order to understand the phenomenology in this scenario of non SM singlet-like H_2 and A_1 , we investigate the coupling strengths of these Higgs states. Since H_1 is SM like, and it predominantly couples to gauge bosons, obviously the sum rule (Eq. 10) predicts suppression of the corresponding reduced couplings of H_2 , as shown in Fig. 5 (bottom panel). Notice that the reduced couplings of H_2 with d-type quark are reasonably large, $\sim 2-10$ depending on the masses, but additional DM and LHC constraints restrict those to lower values. The variation of the reduced couplings of A_1 is also studied and is shown in Fig. 6. The reduced couplings of A_1 to the u-type quark is almost negligible whereas with the d-type quark it has finite values. Moreover, because of the absence of A_1 coupling to gauge bosons, direct production of A_1 in collider is very much constrained thus making its discovery very challenging.

Armed with this knowledge about the spectrum of allowed masses and the couplings of the

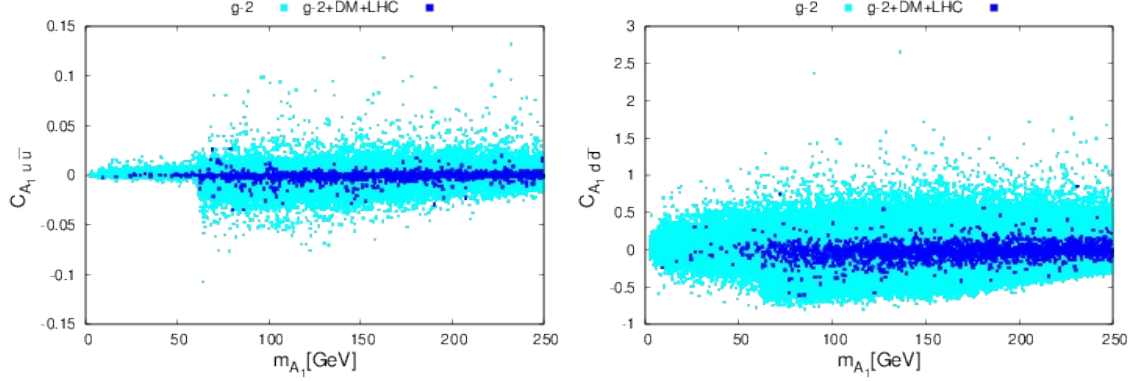


Figure 6: Same as in Fig. 3, but for case(B).

light neutral non SM Higgs bosons for the two scenarios, (A) and (B), we now discuss their decay patterns and followed by their phenomenological implications at the LHC.

3.3 Higgs decays: H_1, A_1, H_2

As pointed out earlier, the NMSSM Higgs bosons offer a rich phenomenology at colliders owing to their very diverse decays in various channels including some non SM modes. Furthermore, the BR of each Higgs decay modes and hence, the sensitivity of the corresponding signal, are very much parameter space dependent because of the presence of complicated admixtures of physical Higgs states making them either doublet- or singlet-like. In this work, in order to predict NMSSM Higgs signal at the LHC in the context of the scenarios presented in case(A) and case(B), we revisit various Higgs decay channels by studying correlations among the BRs and the parameter space. We also focus on a few interesting Higgs decay modes which can lead to robust signals of the NMSSM Higgs bosons, in particular, for the lightest CP odd and the CP even Higgs bosons. In the present context, we discuss features of BRs of various decay channels only for two CP even (H_1, H_2) and the lightest CP odd (A_1) Higgs bosons.

- H_1 decays : As mentioned before, for certain regions of the parameter space in the scenario represented by case(A) with H_2 as the SM like Higgs boson, H_1 and A_1 can be very light and can have masses below 50 GeV, see Fig 1. The decay $H_1 \rightarrow A_1 A_1$ will be the dominant one whenever it is kinematically allowed. The corresponding decay width is primarily determined by triple Higgs $H_1 - A_1 - A_1$ coupling mediated by singlet components and approximately proportional to κv_s , thus making the decay width very large in comparison to other fermionic and bosonic channels. It is found that for certain set of parameters, the BR ($H_1 \rightarrow A_1 A_1$) goes to 90% or more. As expected, this triple Higgs boson coupling receives corrections [70] which are not taken into account in this present calculation. There exists a subset of parameters space where H_1 decays dominantly to $b\bar{b}$ channel with BR close to 90% and rest to the $\tau\tau$ channel ($\sim 10\%$) as shown in Fig. 7(left) for various masses of H_1 . Although the H_1 state is dominated by the singlet component, presence of a finite fraction of doublet component (S_{i2} , composition of H_d) leads to a sizable coupling of H_1 to d-type fermions (Eq.7). As a consequence, the partial widths of $H_1 \rightarrow b\bar{b}, \tau\tau$ modes turn out to be dominant leading to enhancements of respective BRs.

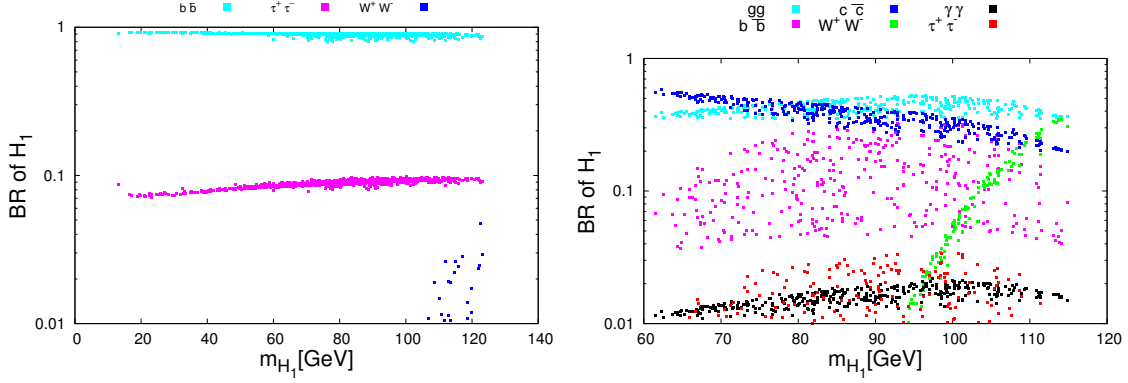


Figure 7: BR of H_1 in different channels for case(A) and allowed by all constraints including $g_{\mu-2}$, LHC and DM.

On the other hand, for certain regions of the parameter space H_1 is almost singlet like resulting in a suppression of the partial decay width of $H_1 \rightarrow b\bar{b}$, and BRs of other decay channels such as, $H_1 \rightarrow gg, c\bar{c}$ are enhanced as demonstrated in Fig. 7(right), provided Higgs to Higgs decays are kinematically forbidden. Notice that for the mass range around $m_{H_1} \sim 60$ GeV or above, the $gg, c\bar{c}$ channels are the most dominant one [71]. A finite fraction of about 4-6% of H_1 decays to WW for higher m_{H_1} and also ~ 2 -3% BR is found for the $\gamma\gamma$ channel. For case(B), H_1 is SM like and decays via various SM channels with almost the same rate as in the SM. In addition, it can also decay to some non SM modes, such as $H_1 \rightarrow A_1 A_1, \tilde{\chi}_1^0 \tilde{\chi}_1^0$ whenever kinematically allowed. Note that, however, as mentioned earlier, the total BR to these non SM channels of SM like H_1 is restricted by an upper bound, as given by Eq. 23. Perhaps, looking for these non SM decay channels of the SM like Higgs can be a potential avenue to confirm the existence of this type of SUSY scenario.

- A_1 decays : For the scenario presented by case (A), the lightest CP odd Higgs boson A_1 primarily decays to fermions due to the absence of tree level couplings with gauge bosons. As shown in Fig. 8, for lower mass range, it decays dominantly to $b\bar{b}$ with BR $\sim 90\%$ and then to sub-dominant $\tau\tau$ channels. However, if decay modes such as, $A_1 \rightarrow \tilde{\chi}_1^0 \tilde{\chi}_1^0, \tilde{\chi}_1^0 \tilde{\chi}_2^0$ are accessible for a heavier A_1 ($\gtrsim 150$ GeV), then those turn out to be the dominant ones due to the enhancement of A_1 couplings with singlino-Higgsino components in $\tilde{\chi}_1^0, \tilde{\chi}_2^0$ states leading to larger width. Here, $\tilde{\chi}_1^0$ and $\tilde{\chi}_2^0$ are the lightest and the second lightest neutralinos respectively. In this scenario, the BR of A_1 in the di-muon final state is very tiny ($\sim 10^{-4}$) as shown in the same figure along with other sub dominant decay modes such as, $A_1 \rightarrow \gamma\gamma, gg, Z\gamma, ZH_1$. For the scenario where H_1 is SM like i.e. in case(B), the BRs of A_1 to various final states are depicted in Fig. 9. Interestingly, note that BR($A_1 \rightarrow \gamma\gamma$) can be indeed be very large ($\gtrsim 100\%$) and even greater than the BR for $b\bar{b}$ channel, in certain regions of the parameter space and for a wide range of m_{A_1} . This interesting decay pattern of A_1 in the di-photon channel can be understood by more careful investigation of the structures of couplings A_1 to various particles.

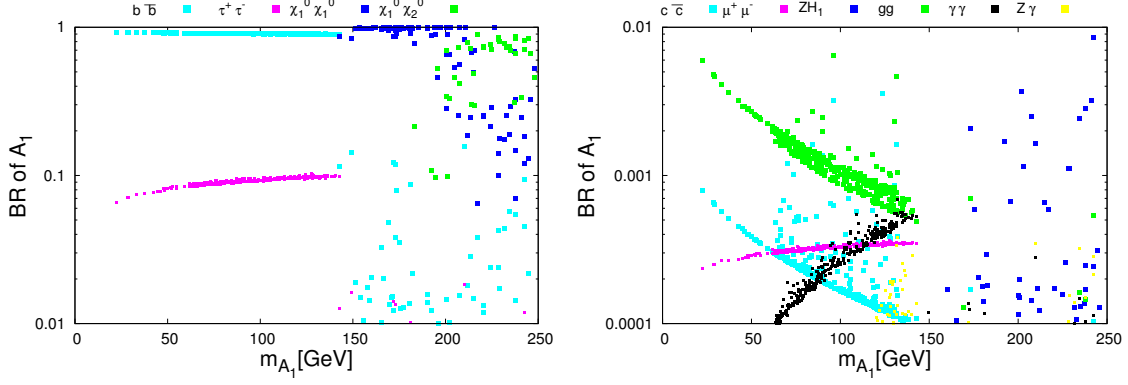


Figure 8: BR of A_1 for case(A), same as in Fig. 7.

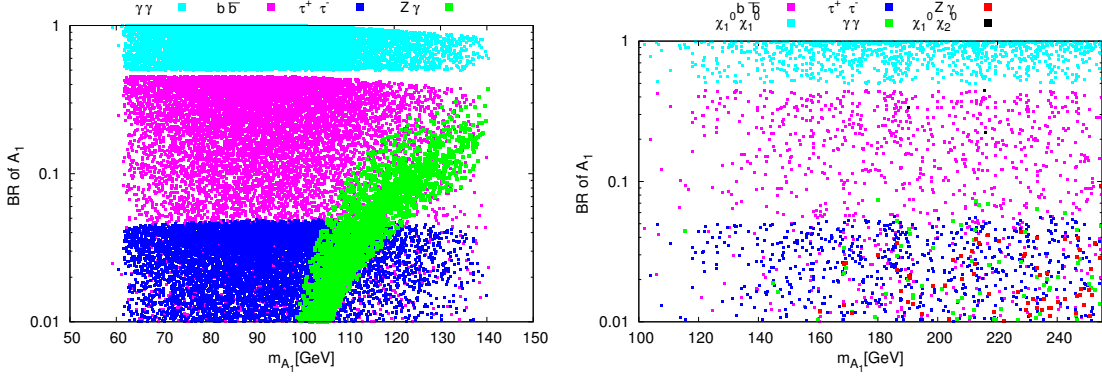


Figure 9: Same as in Fig. 8 but for case(B).

Here, note that A_1 is dominantly singlet like and it almost decouples from fermions resulting in all of its available fermionic decay channels suppressed. Moreover, A_1 does not have any tree level coupling with the vector bosons. In this kind of a scenario, A_1 can still couple to photons at one loop with charginos in the loop. The Higgsino like charginos favorably couple to a singlet like A_1 state and enhance the partial width of $A_1 \rightarrow \gamma\gamma$ mode. Therefore, for the regions of the parameter space where both the charginos are Higgsino like, $\text{BR}(A_1 \rightarrow \gamma\gamma)$ turns out to be very large for a wide range of m_{A_1} as clearly seen in Fig. 9 [22]. Evidently, this di-photon final state appears to be one of the striking features of this model and can be exploited not only to discover A_1 at the LHC, but also to discriminate the MSSM from the NMSSM. It will be discussed later in more detail. Evidently, the di-photon decay channel is expected to be one of the crucial decay channels to look for A_1 at the LHC. In addition, $A_1 \rightarrow \tau\tau$ mode is also present with a reasonable $\text{BR}(\sim 10\%)$ which can also provide a clean signal of A_1 . The BR of A_1 in the muonic channel, $A_1 \rightarrow \mu\mu$ is of the same order ($\sim 10^{-4}$) as before along with other sub-dominant channels like $A_1 \rightarrow gg, Z\gamma$.

• H_2 decays: In the scenario described in case(B), H_2 can decay to a pair of SM-like H_1 as well as to a singlet like A_1 pair i.e. $H_2 \rightarrow H_1 H_1, A_1 A_1$. If kinematically allowed, these are expected to be dominant ($\sim 80\text{-}100\%$) is clearly shown in Fig. 10 (left). Since, H_1 is SM like, the decay channel, $H_2 \rightarrow H_1 H_1$ is likely to contribute to the rate of SM di-Higgs production at the LHC. Similarly, in Fig.10 (right) we present BRs of various decay channels of H_2 for case(A).

In this case, notice that the mass of $H_2 \sim H_{\text{SM}}$ is always heavier than that of H_1 and A_1 , and

$\text{BR}(H_2 \rightarrow H_1 H_1)$ is found to vary between a few percent to $\sim 50\%$ and for $\text{BR}(H_2 \rightarrow A_1 A_1)$, is enhanced to 30%. Note that, as before, these are the non SM decay modes of the SM like Higgs H_2 and also allowed by the constraint in Eq. 23. However, the decay channel $H_2 \rightarrow H_1 H_1$ is expected to contribute to the visible signal of the SM like Higgs boson production. Hence, it is worth examining the contribution of this decay channel in the present Higgs data collected at LHC Run I experiments, which eventually may constrain the model [72]. Notice that in this scenario, case(A), H_2 has a reasonable BR ($\sim 10\text{-}90\%$) to a pair of lightest neutralinos contributing to its invisible decay width. In addition, H_2 has many other sub dominant decay modes which can provide interesting signals, in particular for the scenario (B). For example, decays to SUSY particles such as a pair of neutralinos, $H_2 \rightarrow \tilde{\chi}_2^0 \tilde{\chi}_2^0, \tilde{\chi}_2^0 \tilde{\chi}_3^0$, may provide clean signals because of leptonic decays of the neutralinos. channels of sparticles. We found that in this regions of the parameter space, $H_2 \rightarrow ZA_1$ is very tiny.

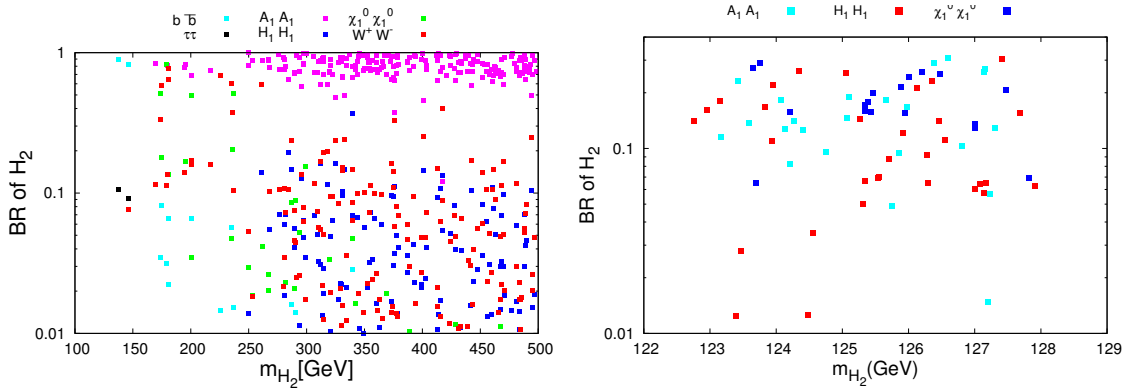


Figure 10: BR of H_2 for case(B)(left) and case(A)(right) subject to all constraints as in Fig 7.

4 Higgs production at the LHC

In general, the NMSSM Higgs bosons can be produced via conventional mechanisms, i.e by the dominant gluon-gluon fusion (ggF), whereas the next sub dominant mode is the associated productions with a pair of b quarks. We reiterate here that in the NMSSM, the Higgs couplings to fermions and the gauge bosons are essentially the SM couplings scaled by the respective reduced couplings factors which can vary widely from small ($\ll 1$) to moderately large values. It implies that the Higgs boson production cross-section in the NMSSM can be obtained from the corresponding SM cross-section by appropriately rescaling them by the respective factors. Hence the following naive strategy can be adopted to estimate the NMSSM Higgs boson production cross section as [68, 73],

$$\sigma_{\text{ggF}}(\phi) = \sigma_{\text{ggF}}^{\text{SM}}(\phi) \times C_{\text{gg}}^2, \quad (27)$$

where ϕ stands for any of the CP even or odd Higgs boson states. Here $\sigma_{\text{ggF}}(\phi)$ is the NMSSM Higgs boson production cross section via gluon-gluon fusion and $\sigma_{\text{ggF}}^{\text{SM}}(\phi)$ is the corresponding SM cross section for the same Higgs boson mass. C_{gg} is the effective reduced coupling gg ϕ via loops comprising heavier fermions. The SM Higgs boson production cross-section through ggF is known at the level of next-to-next-to leading order(NNLO) QCD [74–80]. We compute these SM Higgs boson production cross section via ggF using SusHi-v1.5.0 [81] which takes into account the QCD contribution up to NNLO mediated by only the SM particles.

However, it is to be noted that in SUSY model, the ggF channel may receive a sizable contribution from loops involving the corresponding superpartners, in particular, the third generation squarks, the stops and the sbottoms [82]. Recently, in the context of the NMSSM, the neutral Higgs boson production cross-section via ggF is computed including NLO contributions of the squarks and the gluino in addition to the electroweak corrections involving light quarks and it is implemented in SusHi [83]. These calculations are based on the expansion of terms of inverse of heavy SUSY particle masses [84–86]. Obviously, numerical estimation using this calculation is expected to be more reliable than the approximate method described in Eq. 27. Hence, in this work we use this calculation implemented in SusHi-v1.5.0 [81] to compute the neutral Higgs boson production cross sections in the NMSSM. Thus, the production rate of Higgs decaying to any of the pair of state X can be estimated as,

$$R_{XX} = \sigma_{\text{ggF}}(\phi) \times \text{BR}(\phi \rightarrow XX), \quad (28)$$

where $\phi \rightarrow XX$ collectively represents the Higgs decay channels with $XX = b\bar{b}, \tau\tau, \gamma\gamma, gg, c\bar{c}, \mu\mu, WW, ZZ$ etc. For a given decay channel and a set of parameter values, $\text{BR}(\phi \rightarrow XX)$ is obtained from the NMSSMTools. $\sigma_{\text{ggF}}(\phi)$ is computed directly using the NLO calculation [83] in the NMSSM implemented in SusHi. On the other hand, for the sake of comparison, we also estimate the cross section for the same Higgs boson production with the same mass following the approximate method as described in Eq. 27. It is found that following this prescription the calculated CP even Higgs boson production cross sections are 30-40% higher than the value obtained using a more exact calculation of SusHi [83]. This can be attributed to the fact that in the NMSSM, the production cross sections are estimated at NLO including electroweak corrections, where as in Eq. 27 NNLO QCD result without any SUSY loops are used along with C_{gg} estimated at NLO.

The cross-section for the next-dominant production mode, can be obtained by exclusive gluon-gluon fusion in association with a pair of b quarks [87],

$$gg \rightarrow b\bar{b}\phi \quad (29)$$

However, this cross section can be obtained also by computing $b\bar{b} \rightarrow \phi$ which is a good approximation within the higher order correction [88, 89]. Note that the SusHi calculates this $b\bar{b} \rightarrow \phi$ at NNLO QCD. For this production channel, the rate R_{XX} is obtained by multiplying the effective reduced $b\bar{b}\phi$ coupling factor with the SM production cross section (Eq. 27) obtained from SusHi [81] and the respective $\text{BR}(\phi \rightarrow XX)$ for a given channel XX (Eq. 28). In our calculation we use the CT10 [90] for parton distributions function and both the QCD scales are set to M_ϕ for ggF, whereas the factorization scale is fixed to $0.25M_\phi$ only for $b\bar{b} \rightarrow \phi$ production. Needless to say that the rate of the Higgs production in any of the decay channels is very much sensitive to the model parameters owing to the presence of mixing angles in the Higgs couplings, see Eq. 7 and 8.

Indirectly, H_1 and A_1 can also be indirectly produced in pairs through H_2 production via ggF and its subsequent decays provided $m_{H_1}, m_{A_1} < m_{H_2}/2$. The corresponding production rate can be obtained as,

$$\sigma_{\text{ggF}}^{\phi\phi}(H_2) = \sigma_{\text{ggF}}(H_2) \times \text{BR}(H_2 \rightarrow \phi\phi) \quad (30)$$

where $\phi = H_1, A_1$. As before, the $\sigma_{\text{ggF}}(H_2)$ is computed from NLO calculation in the NMSSM framework using SusHi [83].

Now we present the light neutral non-SM Higgs bosons production rates R_{XX} (Eq. 28) via both the production modes, ggF and $b\bar{b} \rightarrow \phi$ for various decay modes corresponding to the regions of

parameter space presented by case(A) and case(B). As pointed out earlier, the opening up of many decay modes of the non SM like Higgs bosons offers a variety of signals with a widely ranging rates. In order to demonstrate, we compute the minimum and the maximum values of those rates, R_{XX} for those region of the parameter space for a given mass of the Higgs boson and the decay channel. Naively, such regions of the parameter space which leads to the minimum and maximum cross sections for a given Higgs mass and decay channel are identified by the corresponding values of the product, $C_{gg}^2 \times \text{BR}(\phi \rightarrow XX)$. We assume that the parameter region which gives the maximum(minimum) value of this product yield a maximum(minimum) value of the cross section for the given Higgs boson mass and the decay channel. In Tables 2 – 4, we present minimum and

Rates	$m_{H_1} \text{ (GeV)}$						
	13	28	48	68	89	110	120
$R_{b\bar{b}}(gg)$	144927	2383 – 37088	1164 – 9835	126 – 4735	4.5 – 4345	17.4 – 2337	45 – 1126
$R_{b\bar{b}}(b\bar{b})$	1773	189 – 2952	170 – 2133	1868	868	421	6 – 249
$R_{c\bar{c}}(gg)$	423	10 – 46	1.3 – 60	0.03 – 3737	9E-4 – 1726	4.5E-3 – 808	0.07 – 11
$R_{c\bar{c}}(b\bar{b})$	5.18	0.8 – 3.15	0.4 – 4.4	4.3	3.2	3E-4 – 1.5	3E-2 – 1.1
$R_{\tau\tau}(gg)$	13838	213 – 2961	105 – 858	5E-3 – 455	1.3E-2 – 448	6.4E-2 – 250	5 – 120
$R_{\tau\tau}(b\bar{b})$	169	17 – 236	16 – 186	180	87	44	0.61 – 27
$R_{\mu\mu}(gg)$	55	0.76 – 11	0.37 – 3	1.6	1.6	2.2E-4 – 0.88	1.7E-2 – 0.42
$R_{\mu\mu}(b\bar{b})$	0.7	0.06 – 0.85	5.6E-2 – 0.66	0.64	0.3	0.15	2.2E-3 – 9.6
$R_{\gamma\gamma}(gg)$	1.4	0.01 – 0.47	2.6E-3 – 1	2.6E-4 – 93	79	2E-4 – 58	2.5E-4 – 0.88
$R_{\gamma\gamma}(b\bar{b})$	1.7E-2	1E-3 – 3.2E-2	7E-4 – 0.09	0.17	0.22	0.18	1.2E-4 – 0.1
$R_{gg}(gg)$	1028	12 – 161	3 – 38	0.22 – 2881	5.6E-3 – 2077	0.02 – 1351	0.11 – 15
$R_{gg}(b\bar{b})$	12.6	0.93 – 12.8	0.8 – 6	4.8	1E-4 – 4.5	4.3E-4 – 3	4.3E-2 – 1.6

Table 2: Production rates(cross section \times branching ratio)(in fb) of H_1 at 13 TeV LHC energy for case(A).

maximum rates for non SM like Higgs bosons in various decay channels for the scenarios case(A) and case(B). For example, in Table 2, the results are shown for the non SM like H_1 for case(A). Rates are presented for the Higgs production via both ggF ($R_{XX}(gg)$) and associated production, $b\bar{b} \rightarrow \phi(R_{XX}(b\bar{b}))$. In this table, the first row shows the selected values of m_{H_1} extending up to 120 GeV, while the first column indicates the rates (R_{XX}) for the decay channel XX of which minimum and maximum values are presented. For instance, with a choice of lower value of $m_{H_1} = 13$ GeV, the maximum rate of H_1 production in $b\bar{b}$ channel via ggF is about 145×10^3 fb, where as the same for $\gamma\gamma$ and $\tau\tau$ channels are about 1.4 fb and 14×10^3 fb, respectively. As seen in this Table that the rates($R_{XX}(b\bar{b})$) via associated production Higgs are also not negligible. Note that we do not present the minimum values of the cross sections if it is found to be less than 10^{-4} fb. Also, we only present single numbers for those cases where we have very few allowed points in the parameter space and no presentable variation in rates is observed for them. It is well known that the signals in the $\gamma\gamma, \tau\tau$ channels are comparatively clean due to the efficient tagging of photon and

improved detection of τ leptons either in jets or leptonic final states. For higher values of m_{H_1} , say for 110 GeV, the dominant cross section is found to be again for the $b\bar{b}$ final state values ranging over from a few fb to a few thousands fb, whereas in the case of the $\tau\tau$ final state, the maximum value lies within a few 100 fb. Interestingly, note that the rate of the H_1 production decaying in the $H_1 \rightarrow gg$ channel is reasonably large for all masses, unlike the situation in the SM as well as in the MSSM, where it is very much suppressed. Hence this channel can have the potential candidate to distinguish the NMSSM from other SUSY models, although elimination of QCD background is a non-trivial task. Remarkably, we observe that at higher values of m_{H_1} for which $m_{A_1} \lesssim m_{H_1}/2$, Higgs to Higgs decays, such as $H_1 \rightarrow A_1 A_1$ open up with a maximum rate found to be $\mathcal{O}(1000)$ fb) which is not shown here. In this case, of course, the possibility of observing the signal of H_1 depends on A_1 decay pattern and the measurement can provide the information about triple Higgs bosons coupling. It is also observed that the rate in the WW channel at the higher masses range (~ 120 GeV) is non negligible, and can vary between the range of $\mathcal{O}(1 - 100)$ fb). In addition, possibility of the H_1 production in the invisible channel exists due to the decay, $H_1 \rightarrow \tilde{\chi}_1^0 \tilde{\chi}_1^0$, for higher m_{H_1} ($\gtrsim 100$ GeV) with a very tiny rate in a certain region of parameter space.

Rates	$m_{A_1} (GeV)$							
	22	30	60	100	140	180	218	249
$R_{b\bar{b}}(gg)$	72336	36759	818 – 1685	143 – 226	1.53 – 29	0.08 – 0.3	0.018 – 0.09	9E-3 – 0.6
$R_{b\bar{b}}(b\bar{b})$	1392	2274	385 – 869	115 – 262	4 – 65	0.3 – 1.1	0.06 – 0.18	0.04 – 0.06
$R_{c\bar{c}}(gg)$	62	26	0.3 – 0.6	1.7E-2 – 0.04	1.6E-4 – 3.5E-3	3.5E-5	-	2.1E-3
$R_{c\bar{c}}(b\bar{b})$	1.19	1.57	0.13 – 0.3	0.02 – 0.05	4E-3 – 7E-3	-	-	1E-3
$R_{\tau\tau}(gg)$	5939	2813	76 – 156	14 – 23	0.17 – 3.2	9E-3 – 3.4E-2	2.2E-3 – 1.1E-2	1E-3 – 7E-2
$R_{\tau\tau}(b\bar{b})$	99	174	36 – 82	12 – 27	0.5 – 7	0.034 – 0.12	0.007 – 0.02	5E-3 – 7E-3
$R_{\mu\mu}(gg)$	18.4	10	0.3 – 0.55	0.05 – 0.08	6E-4 – 1.2E-2	1.1E-4	-	2.4E-4
$R_{\mu\mu}(b\bar{b})$	0.35	0.62	0.12 – 0.3	0.04 – 0.1	0.002 – 0.02	1E-4 – 4E-4	-	-
$R_{\gamma\gamma}(gg)$	0.9	0.74	0.08 – 0.15	0.04 – 0.07	1E-3 – 1.7E-2	1E-4 – 4E-4	1.4E-4	3.5E-3
$R_{\gamma\gamma}(b\bar{b})$	0.02	0.05	0.04 – 0.1	0.03 – 0.09	0.003 – 0.04	3E-4 – 14E-4	2E-4 – 3E-4	(E-4 – 2E-4)
$R_{gg}(gg)$	465	186.2	1.8 – 4.1	0.14 – 0.3	1E-3 – 2.2E-2	1.1E-4	-	1.2E-2
$R_{gg}(b\bar{b})$	9	11.5	0.9 – 1.8	0.14 – 0.31	0.003 – 0.05	(1–4)E-4	-	8E-4

Table 3: Production rates(cross section \times branching ratio)(fb) of A_1 at 13 TeV LHC energy for case(A).

Similarly in Table 3, we present the minimum and the maximum rates of A_1 in any given decay channel through both the production modes for a range of masses 17 - 249 GeV for the scenario represented by the case(A). The dominant rates of A_1 also appear to be in the $b\bar{b}$ decay channel. On the other hand, $\tau\tau, \gamma\gamma$ channels predict a range of sizable rates, in particular for $m_{A_1} \sim 100$ GeV or less. For higher masses of A_1 , the rates for $\tau\tau, b\bar{b}$ channels are reasonable. Decays of A_1 in various SUSY particles, in particular, for higher A_1 masses also appear with a few fb cross section which are not presented here. In Table 4, as before, we present the rates of the A_1 production

Rates	$m_{A_1} (GeV)$							
	17	30	59	100	138	181	220	249
$R_{b\bar{b}}(gg)$	36253	10164	.01 – 686	6.3E-4 – 99	4.5E-4 – 29	7	0.55	4.8
$R_{b\bar{b}}(b\bar{b})$	202	1058	0.004 – 263	0.001 – 123	0.001 – 33	28	1.27	1.5
$R_{c\bar{c}}(gg)$	39	6.4	0.25	0.45	0.07	0.022	1.2E-3	0.18
$R_{c\bar{c}}(b\bar{b})$	0.21	0.66	0.1	0.03	0.008	0.002	0.0001	0.0013
$R_{\tau\tau}(gg)$	2421	833	.001 – 62	10	3.12	0.81	0.07	0.58
$R_{\tau\tau}(b\bar{b})$	13.4	87	4E-4 – 24	1E-4 – 13.6	1E-4 – 3.7	3.2	.15	.184
$R_{\mu\mu}(gg)$	8.8	3.0	0.22	0.035	.011	2.8E-3	2.5E-4	2.1E-3
$R_{\mu\mu}(b\bar{b})$	0.05	0.31	0.1	0.05	0.013	0.011	5E-4	6E-4
$R_{\gamma\gamma}(gg)$	0.3	0.2	4E-3 – 0.11	0.042	0.058	0.017	8.4E-3	0.035
$R_{\gamma\gamma}(b\bar{b})$	2E-3	0.01	2E-3 – 0.058	1E-4 – 0.06	0.04	6E-3	3E-4	2.1E-3
$R_{gg}(gg)$	305	46.3	2.5E-3 – 1.7	0.95	0.22	0.1	6E-3	0.97
$R_{gg}(b\bar{b})$	1.7	4.8	0.66	0.15	0.025	0.014	7E-4	7E-3

Table 4: Production rates(cross section \times branching ratio)(fb) of A_1 in various decay channels at 13 TeV LHC energy for case (B).

for a mass range from 17 – 249 GeV in multiple channels for case(B) where H_1 is the SM like Higgs. Note that as before the experimentally clean $\gamma\gamma$ and $\tau\tau$ channels provide a sizable rates for lower values of m_{A_1} , whereas for higher values of m_{A_1} , depending on the regions of the parameter space, the rates for $\tau\tau$, $b\bar{b}$ channels appear to be feasible for exploring A_1 . The $c\bar{c}$, gg channels are not very promising due to tiny rates and presence of large QCD background, except for the lower masses where the rates are sizable. As observed before for the H_1 case, the $b\bar{b}$ channel has the most dominant rates for all masses of A_1 . The production rate of heavier non SM like Higgs boson H_2 in various final states are presented in Table 5 for the case(B). For the lower mass range, just above the SM like Higgs boson mass, the dominant rate is due to the $b\bar{b}$ mode as expected followed by the same in $\tau\tau$ channel which are not shown. For higher mass range around ~ 200 GeV, the rates for the channels such as, WW , $A_1 A_1$ and $H_1 H_1$ are quite large. It is also observed the rate in the invisible decay mode ($H_2 \rightarrow \tilde{\chi}_1^0 \tilde{\chi}_1^0$) is not negligible in a certain region of parameter space. Furthermore, for very high values ($m_{H_2} \geq 200$ GeV), Higgs to Higgs decay modes appear to be the dominant ones and provide a moderate rates ranging between a few fb to a few tens of a fb.

Rates	$m_{H_2}(\text{GeV})$			
	137	200	300	400
$R_{b\bar{b}}(gg)$	32	1.1 – 7.68	2.5E-4 – 0.18	1.6E-4 – 0.05
$R_{b\bar{b}}(b\bar{b})$	78	7.4E-3 – 1.5	9.1E-4 – 0.066	1.5E-3
$R_{\tilde{\chi}_1^0 \tilde{\chi}_1^0}(gg)$	-	30 – 58.32	5.0	7E-4
$R_{\tilde{\chi}_1^0 \tilde{\chi}_1^0}(b\bar{b})$	-	0.19 – 11.51	3.5E-4 – 1.8	1E-4
$R_{WW}(gg)$	0.1	19 – 149	3.1	1E-3 – 13
$R_{WW}(b\bar{b})$	0.24	0.98 – 3.7	5.6E-4 – 0.28	2.2E-4 – 0.26
$R_{A_1 A_1}(gg)$	-	602	37	0.35 – 24
$R_{A_1 A_1}(b\bar{b})$	-	4	3	4.5E-2 – 0.95
$R_{H_1 H_1}(gg)$	0	0	2.8	3.6E-4 – 7.5
$R_{H_1 H_1}(b\bar{b})$	-	-	0.4	0.15

Table 5: Production rates(cross section \times branching ratio)(fb) of H_2 at 13 TeV for case (B)

5 Higgs signal

The discovery potential of the non SM like Higgs boson depends on the underlying production mechanism along with its subsequent decay spectrum and the resulting rate. Already many studies exist in the literature presenting the detection prospect of finding the non SM Higgs bosons in the NMSSM exploiting, in particular popular $b\bar{b}, \tau\tau$ modes producing Higgs bosons directly or indirectly via Higgs to Higgs decays (for a review and details see Refs. [14, 73, 91] and references therein). However, here we try to emphasize the detection prospect of the non-SM like Higgs signal via enhanced rate in the $\gamma\gamma$ final state and as well as the other final states such as gg, cc .

As we have noticed in the previous sections, the the BR in $\gamma\gamma$ mode of A_1 and H_1 can be very large, in particular for A_1 , it is closer to 90-100% in a certain region of parameter space in the scenario case(B), see Fig.9 [18, 22, 92–94]. The BR of $H_1 \rightarrow \gamma\gamma$ is also not negligible and is observed to be around 2-3% for m_{H_1} masses ~ 60 GeV or above as seen in the Fig.7 and the Table 2 [95]. For example, for $m_{H_1} \sim 68$ GeV, (see Table 2), at 13 TeV LHC energy, one can have maximum about few thousands events in $\gamma\gamma$ channel for the integrated luminosity $100 fb^{-1}$. For the same scenario, in case of A_1 , for 60 GeV mass, one can expect about fewer event ~ 10 -15 (see Table 3) for the same integrated luminosity. Here, the large BR of A_1 into two photons channel does not yield a large rate because of suppressed production cross section. As is well known, looking for a signal in the di-photon final state is very promising as photon is a very clean object to tag experimentally. It is remarkable that neither in the SM nor in the MSSM, the decay rates of the Higgs bosons in the di-photon channel is comparable to what is in the NMSSM. For instance, in Refs. [22, 96] it is shown that for the H_1 , the relative signal rates i.e production cross sections times $BR(H_1 \rightarrow \gamma\gamma)$ are almost larger by almost a factor of 5-7 what is predicted by the SM for $m_{H_1} \lesssim 100\text{GeV}$. Evidently, this diphoton channel appears to be a smoking gun signal to look for light neutral non SM Higgs bosons. Although some naive studies were already carried out in the

past to explore the detection possibility in this di-photon channel [96, 97], more detail analysis are required in the present context. The estimating of the corresponding SM background in this di-photon channel is also a challenging task, in particular, for the low mass Higgs bosons. We postpone this analysis to a future work [98].

Furthermore, for Higgs decays to two gluons, $H_1 \rightarrow gg$ with a branching ratio of about 50% or more, a reasonable number of events in this channel are expected for the $100fb^{-1}$ integrated luminosity (see Fig. 7 and Table 2), in particular for the mass range ~ 60 -100 GeV, this channel yields a huge number of events ($\mathcal{O}(1000)$) even for an l integrated luminosity as low as $10fb^{-1}$. Clearly, this gg final state provides an alternative option to detect the NMSSM light neutral Higgs bosons at the LHC by probing the invariant mass of a pair of jets, which is not a easy task due to the presence of enormous QCD background. Perhaps, in the H_1+1 jet final state, where an extra jet comes from radiation followed by $H_1 \rightarrow gg$ decay, one can tag two jets to reconstruct the Higgs mass using the jet substructure method which is a very efficient technique [99] to probe boosted objects. Of course, the feasibility of this channel can be understood only after carrying out a detailed simulation including QCD background. Possibly, this gg channel provides a direct opportunity for a direct measurement of effective Higgs coupling to gluons directly [100]. In addition, the decays of the Higgs bosons to SUSY particles, such as, $\phi \rightarrow \tilde{\chi}_1^0 \tilde{\chi}_2^0$, if are kienamically allowed and have a reasonable BR, can also lead to interesting signals, particularly for leptonic decays of sparticles. Essentially, sparticle decay channels open up for values of $m_{H_1} \sim 200$ GeV. These decay channel $\phi \tilde{\chi}_1^0 \tilde{\chi}_1^0$ may also contribute to the invisible width of the Higgs boson. Finally, Higgs to Higgs decay channels (Eq.26) give rise to many more detectable final states depending on the decays of H_1 and A_1 . A detail investigation of these channels and measurements of triple Higgs couplings may reveal the model structure of the NMSSM.

6 Summary

The recently discovered Higgs particle can be accommodated in the framework of the NMSSM easily without much playing with the parameters space unlike in the case of the MSSM. Scanning the parameter space taking into account all constraints, we found the scenario where one of the Higgs bosons is SM like and, some of the singlet like neutral Higgs bosons can be rather very light with suppressed couplings to fermions and the gauge bosons. In this work we focus our attention only to light neutral two CP even Higgs bosons and one CP odd Higgs boson out of which one the CP even Higgs bosons is SM like. We discuss the masses and the couplings of the non SM like light neutral Higgs bosons and their BRs in various decay channels which predict the Higgs phenomenology at colliders. We present the BRs of the non SM like Higgs bosons in all accessible decay channels in reference to the allowed parameter space. We present the ranges of over all rates of production for a given non SM Higgs mass and for a given decay channel in the allowed region of parameter space, which demonstrate the potential final states that can be probed in the search for non SM signal at the LHC. We found some of the characteristic decay channels which are less dominant in the the SM and in the MSSM could play important roles in such searches. For example, in certain region of the parameter space, a large BR of Higgs decay to two photons is found to be quite interesting and can provide not only a characteristic robust signal of the NMSSM, but can also help to discriminate the NMSSM from the MSSM. Higgs decay to two gluons also turn out to be an interesting mode which one can exploit to study the the NMSSM Higgs sector, though care must be taken to deal with an enormous QCD background. Moreover, further studies of Higgs to Higgs decays via triple Higgs bosons couplings and probing the associated signals in

various final states could uncover the underlying dynamics of the model.

7 Acknowledgment

The authors are grateful to Asesh Krishna Datta for his careful reading of the manuscript and many valuable suggestions. They are also thankful to Debottom Das and Abhishek Iyer for discussion.

References

- [1] **CMS Collaboration**, S. Chatrchyan *et al.*, “Observation of a new boson at a mass of 125 GeV with the CMS experiment at the LHC,” *Phys.Lett.* **B716** (2012) 30–61, [arXiv:1207.7235 \[hep-ex\]](#).
- [2] **ATLAS Collaboration**, G. Aad *et al.*, “Observation of a new particle in the search for the Standard Model Higgs boson with the ATLAS detector at the LHC,” *Phys.Lett.* **B716** (2012) 1–29, [arXiv:1207.7214 \[hep-ex\]](#).
- [3] **CMS Collaboration**, V. Khachatryan *et al.*, “Precise determination of the mass of the Higgs boson and tests of compatibility of its couplings with the standard model predictions using proton collisions at 7 and 8 TeV,” [arXiv:1412.8662 \[hep-ex\]](#).
- [4] F. Barreiro, “Higgs boson production and couplings with the ATLAS detector,”.
- [5] **ATLAS, CMS Collaboration**, G. Aad *et al.*, “Combined Measurement of the Higgs Boson Mass in pp Collisions at $\sqrt{s} = 7$ and 8 TeV with the ATLAS and CMS Experiments,” *Phys. Rev. Lett.* **114** (2015) 191803, [arXiv:1503.07589 \[hep-ex\]](#).
- [6] L. J. Hall, D. Pinner, and J. T. Ruderman, “A Natural SUSY Higgs Near 126 GeV,” *JHEP* **04** (2012) 131, [arXiv:1112.2703 \[hep-ph\]](#).
- [7] A. Arbey, M. Battaglia, A. Djouadi, F. Mahmoudi, and J. Quevillon, “Implications of a 125 GeV Higgs for supersymmetric models,” *Phys. Lett.* **B708** (2012) 162–169, [arXiv:1112.3028 \[hep-ph\]](#).
- [8] R. Barbieri and G. F. Giudice, “Upper Bounds on Supersymmetric Particle Masses,” *Nucl. Phys.* **B306** (1988) 63.
- [9] R. Kitano and Y. Nomura, “Supersymmetry, naturalness, and signatures at the LHC,” *Phys. Rev.* **D73** (2006) 095004, [arXiv:hep-ph/0602096 \[hep-ph\]](#).
- [10] J. R. Ellis, J. Gunion, H. E. Haber, L. Roszkowski, and F. Zwirner, “Higgs Bosons in a Nonminimal Supersymmetric Model,” *Phys.Rev.* **D39** (1989) 844.
- [11] M. Drees, “Supersymmetric Models with Extended Higgs Sector,” *Int.J.Mod.Phys.* **A4** (1989) 3635.
- [12] V. Barger, P. Langacker, H.-S. Lee, and G. Shaughnessy, “Higgs Sector in Extensions of the MSSM,” *Phys.Rev.* **D73** (2006) 115010, [arXiv:hep-ph/0603247 \[hep-ph\]](#).
- [13] U. Ellwanger, C. Hugonie, and A. M. Teixeira, “The Next-to-Minimal Supersymmetric Standard Model,” *Phys.Rept.* **496** (2010) 1–77, [arXiv:0910.1785 \[hep-ph\]](#).
- [14] U. Ellwanger, “Higgs Bosons in the Next-to-Minimal Supersymmetric Standard Model at the LHC,” *Eur.Phys.J.* **C71** (2011) 1782, [arXiv:1108.0157 \[hep-ph\]](#).

- [15] S. King, M. Muhlleitner, and R. Nevzorov, “NMSSM Higgs Benchmarks Near 125 GeV,” *Nucl.Phys.* **B860** (2012) 207–244, [arXiv:1201.2671 \[hep-ph\]](#).
- [16] D. A. Vasquez, G. Belanger, C. Boehm, J. Da Silva, P. Richardson, *et al.*, “The 125 GeV Higgs in the NMSSM in light of LHC results and astrophysics constraints,” *Phys.Rev.* **D86** (2012) 035023, [arXiv:1203.3446 \[hep-ph\]](#).
- [17] S. King, M. Muhlleitner, R. Nevzorov, and K. Walz, “Natural NMSSM Higgs Bosons,” *Nucl.Phys.* **B870** (2013) 323–352, [arXiv:1211.5074 \[hep-ph\]](#).
- [18] N. D. Christensen, T. Han, Z. Liu, and S. Su, “Low-Mass Higgs Bosons in the NMSSM and Their LHC Implications,” *JHEP* **1308** (2013) 019, [arXiv:1303.2113](#).
- [19] J. Cao, F. Ding, C. Han, J. M. Yang, and J. Zhu, “A light Higgs scalar in the NMSSM confronted with the latest LHC Higgs data,” *JHEP* **1311** (2013) 018, [arXiv:1309.4939 \[hep-ph\]](#).
- [20] CMS Collaboration, S. Chatrchyan *et al.*, “Search for a light pseudoscalar Higgs boson in the dimuon decay channel in pp collisions at $\sqrt{s} = 7$ TeV,” *Phys. Rev. Lett.* **109** (2012) 121801, [arXiv:1206.6326 \[hep-ex\]](#).
- [21] ATLAS Collaboration, G. Aad *et al.*, “Search for Higgs bosons decaying to aa in the $\mu\mu\tau\tau$ final state in pp collisions at $\sqrt{s} = 8$ TeV with the ATLAS experiment,” [arXiv:1505.01609 \[hep-ex\]](#).
- [22] U. Ellwanger, “Enhanced di-photon Higgs signal in the Next-to-Minimal Supersymmetric Standard Model,” *Phys.Lett.* **B698** (2011) 293–296, [arXiv:1012.1201 \[hep-ph\]](#).
- [23] R. Peccei and H. R. Quinn, “CP Conservation in the Presence of Instantons,” *Phys.Rev.Lett.* **38** (1977) 1440–1443.
- [24] F. Franke and H. Fraas, “Neutralinos and Higgs bosons in the next-to-minimal supersymmetric standard model,” *Int.J.Mod.Phys.* **A12** (1997) 479–534, [arXiv:hep-ph/9512366 \[hep-ph\]](#).
- [25] D. Miller, R. Nevzorov, and P. Zerwas, “The Higgs sector of the next-to-minimal supersymmetric standard model,” *Nucl.Phys.* **B681** (2004) 3–30, [arXiv:hep-ph/0304049 \[hep-ph\]](#).
- [26] ALEPH, DELPHI, L3, OPAL, LEP Working Group for Higgs Boson Searches Collaboration, S. Schael *et al.*, “Search for neutral MSSM Higgs bosons at LEP,” *Eur.Phys.J.* **C47** (2006) 547–587, [arXiv:hep-ex/0602042 \[hep-ex\]](#).
- [27] U. Ellwanger, M. Rausch de Traubenberg, and C. A. Savoy, “Particle spectrum in supersymmetric models with a gauge singlet,” *Phys.Lett.* **B315** (1993) 331–337, [arXiv:hep-ph/9307322 \[hep-ph\]](#).
- [28] S. King and P. White, “Resolving the constrained minimal and next-to-minimal supersymmetric standard models,” *Phys.Rev.* **D52** (1995) 4183–4216, [arXiv:hep-ph/9505326 \[hep-ph\]](#).
- [29] U. Ellwanger and C. Hugonie, “The Upper bound on the lightest Higgs mass in the NMSSM revisited,” *Mod.Phys.Lett.* **A22** (2007) 1581–1590, [arXiv:hep-ph/0612133 \[hep-ph\]](#).
- [30] R. Barbieri, L. J. Hall, Y. Nomura, and V. S. Rychkov, “Supersymmetry without a Light Higgs Boson,” *Phys.Rev.* **D75** (2007) 035007, [arXiv:hep-ph/0607332 \[hep-ph\]](#).
- [31] U. Ellwanger, “Radiative corrections to the neutral Higgs spectrum in supersymmetry with a gauge singlet,” *Phys.Lett.* **B303** (1993) 271–276, [arXiv:hep-ph/9302224 \[hep-ph\]](#).

- [32] T. Elliott, S. King, and P. White, “Radiative corrections to Higgs boson masses in the next-to-minimal supersymmetric Standard Model,” *Phys.Rev.* **D49** (1994) 2435–2456, [arXiv:hep-ph/9308309](#) [hep-ph].
- [33] T. Elliott, S. King, and P. White, “Supersymmetric Higgs bosons at the limit,” *Phys.Lett.* **B305** (1993) 71–77, [arXiv:hep-ph/9302202](#) [hep-ph].
- [34] P. Pandita, “Radiative corrections to the scalar Higgs masses in a nonminimal supersymmetric Standard Model,” *Z.Phys.* **C59** (1993) 575–584.
- [35] P. Pandita, “One loop radiative corrections to the lightest Higgs scalar mass in nonminimal supersymmetric Standard Model,” *Phys.Lett.* **B318** (1993) 338–346.
- [36] U. Ellwanger and C. Hugonie, “Yukawa induced radiative corrections to the lightest Higgs boson mass in the NMSSM,” *Phys.Lett.* **B623** (2005) 93–103, [arXiv:hep-ph/0504269](#) [hep-ph].
- [37] G. Degrandi and P. Slavich, “On the radiative corrections to the neutral Higgs boson masses in the NMSSM,” *Nucl.Phys.* **B825** (2010) 119–150, [arXiv:0907.4682](#) [hep-ph].
- [38] K. Ender, T. Graf, M. Muhlleitner, and H. Rzehak, “Analysis of the NMSSM Higgs Boson Masses at One-Loop Level,” *Phys.Rev.* **D85** (2012) 075024, [arXiv:1111.4952](#) [hep-ph].
- [39] M. D. Goodsell, K. Nickel, and F. Staub, “On the two-loop corrections to the Higgs masses in the NMSSM,” [arXiv:1411.4665](#) [hep-ph].
- [40] J. Beuria, A. Chatterjee, A. Datta, and S. K. Rai, “Two Light Stops in the NMSSM and the LHC,” [arXiv:1505.00604](#) [hep-ph].
- [41] **Particle Data Group** Collaboration, K. Olive *et al.*, “Review of Particle Physics,” *Chin.Phys.* **C38** (2014) 090001.
- [42] U. Ellwanger, J. F. Gunion, and C. Hugonie, “NMHDECAY: A Fortran code for the Higgs masses, couplings and decay widths in the NMSSM,” *JHEP* **0502** (2005) 066, [arXiv:hep-ph/0406215](#) [hep-ph].
- [43] U. Ellwanger and C. Hugonie, “NMHDECAY 2.0: An Updated program for sparticle masses, Higgs masses, couplings and decay widths in the NMSSM,” *Comput.Phys.Commun.* **175** (2006) 290–303, [arXiv:hep-ph/0508022](#) [hep-ph].
- [44] U. Ellwanger and C. Hugonie, “NMSPEC: A Fortran code for the sparticle and Higgs masses in the NMSSM with GUT scale boundary conditions,” *Comput.Phys.Commun.* **177** (2007) 399–407, [arXiv:hep-ph/0612134](#) [hep-ph].
- [45] **Planck** Collaboration, P. Ade *et al.*, “Planck 2013 results. XVI. Cosmological parameters,” *Astron.Astrophys.* **571** (2014) A16, [arXiv:1303.5076](#) [astro-ph.CO].
- [46] **Muon g-2** Collaboration, G. Bennett *et al.*, “Measurement of the negative muon anomalous magnetic moment to 0.7 ppm,” *Phys.Rev.Lett.* **92** (2004) 161802, [arXiv:hep-ex/0401008](#) [hep-ex].
- [47] G. Belanger, F. Boudjema, A. Pukhov, and A. Semenov, “micrOMEGAs 3: A program for calculating dark matter observables,” *Comput. Phys. Commun.* **185** (2014) 960–985, [arXiv:1305.0237](#) [hep-ph].

- [48] G. Belanger, F. Boudjema, C. Hugonie, A. Pukhov, and A. Semenov, “Relic density of dark matter in the NMSSM,” *JCAP* **0509** (2005) 001, [arXiv:hep-ph/0505142 \[hep-ph\]](#).
- [49] D. Albornoz Vasquez, G. Belanger, J. Billard, and F. Mayet, “Probing neutralino dark matter in the MSSM & the NMSSM with directional detection,” *Phys.Rev.* **D85** (2012) 055023, [arXiv:1201.6150 \[hep-ph\]](#).
- [50] U. Ellwanger and C. Hugonie, “The semi-constrained NMSSM satisfying bounds from the LHC, LUX and Planck,” *JHEP* **1408** (2014) 046, [arXiv:1405.6647 \[hep-ph\]](#).
- [51] J. Kozaczuk and S. Profumo, “Light NMSSM neutralino dark matter in the wake of CDMS II and a 126 GeV Higgs boson,” *Phys.Rev.* **D89** no. 9, (2014) 095012, [arXiv:1308.5705 \[hep-ph\]](#).
- [52] D. E. Lopez-Fogliani, “Light Higgs and neutralino dark matter in the NMSSM,” *J.Phys.Conf.Ser.* **384** (2012) 012014.
- [53] J.-J. Cao, K.-i. Hikasa, W. Wang, J. M. Yang, K.-i. Hikasa, *et al.*, “Light dark matter in NMSSM and implication on Higgs phenomenology,” *Phys.Lett.* **B703** (2011) 292–297, [arXiv:1104.1754 \[hep-ph\]](#).
- [54] D. Das and U. Ellwanger, “Light dark matter in the NMSSM: upper bounds on direct detection cross sections,” *JHEP* **1009** (2010) 085, [arXiv:1007.1151 \[hep-ph\]](#).
- [55] C. Hugonie, G. Belanger, and A. Pukhov, “Dark matter in the constrained NMSSM,” *JCAP* **0711** (2007) 009, [arXiv:0707.0628 \[hep-ph\]](#).
- [56] D. E. Lopez-Fogliani, “Neutralino Dark Matter in the NMSSM,” *J.Phys.* **A40** (2007) 6889–6894, [arXiv:hep-ph/0703181 \[HEP-PH\]](#).
- [57] D. Cerdeno, E. Gabrielli, D. Lopez-Fogliani, C. Munoz, and A. Teixeira, “Phenomenological viability of neutralino dark matter in the NMSSM,” *JCAP* **0706** (2007) 008, [arXiv:hep-ph/0701271 \[HEP-PH\]](#).
- [58] J. F. Gunion, D. Hooper, and B. McElrath, “Light neutralino dark matter in the NMSSM,” *Phys.Rev.* **D73** (2006) 015011, [arXiv:hep-ph/0509024 \[hep-ph\]](#).
- [59] F. Jegerlehner, “Essentials of the Muon $g-2$,” *Acta Phys.Polon.* **B38** (2007) 3021, [arXiv:hep-ph/0703125 \[hep-ph\]](#).
- [60] M. Endo, K. Hamaguchi, S. Iwamoto, and T. Yoshinaga, “Muon $g-2$ vs LHC in Supersymmetric Models,” *JHEP* **01** (2014) 123, [arXiv:1303.4256 \[hep-ph\]](#).
- [61] T. Moroi, “The Muon anomalous magnetic dipole moment in the minimal supersymmetric standard model,” *Phys. Rev.* **D53** (1996) 6565–6575, [arXiv:hep-ph/9512396 \[hep-ph\]](#). [Erratum: Phys. Rev.D56,4424(1997)].
- [62] C. Gnendiger, D. Stöckinger, and H. Stöckinger-Kim, “The electroweak contributions to $(g-2)_\mu$ after the Higgs boson mass measurement,” *Phys. Rev.* **D88** (2013) 053005, [arXiv:1306.5546 \[hep-ph\]](#).
- [63] H. Fargnoli, C. Gnendiger, S. Paßehr, D. Stöckinger, and H. Stöckinger-Kim, “Two-loop corrections to the muon magnetic moment from fermion/sfermion loops in the MSSM: detailed results,” *JHEP* **02** (2014) 070, [arXiv:1311.1775 \[hep-ph\]](#).

- [64] F. Domingo and U. Ellwanger, “Constraints from the Muon $g-2$ on the Parameter Space of the NMSSM,” *JHEP* **0807** (2008) 079, [arXiv:0806.0733 \[hep-ph\]](#).
- [65] M. Krawczyk, “Precision muon $g-2$ results and light Higgs bosons in the 2HDM(II),” *Acta Phys.Polon.* **B33** (2002) 2621–2634, [arXiv:hep-ph/0208076 \[hep-ph\]](#).
- [66] S. Heinemeyer, D. Stockinger, and G. Weiglein, “Electroweak and supersymmetric two-loop corrections to $(g-2)(\mu)$,” *Nucl.Phys.* **B699** (2004) 103–123, [arXiv:hep-ph/0405255 \[hep-ph\]](#).
- [67] **LHC Higgs Cross Section Working Group** Collaboration, S. Heinemeyer *et al.*, “Handbook of LHC Higgs Cross Sections: 3. Higgs Properties,” [arXiv:1307.1347 \[hep-ph\]](#).
- [68] S. King, M. Mühlleitner, R. Nevzorov, and K. Walz, “Discovery Prospects for NMSSM Higgs Bosons at the High-Energy Large Hadron Collider,” *Phys.Rev.* **D90** no. 9, (2014) 095014, [arXiv:1408.1120 \[hep-ph\]](#).
- [69] R. Dermisek and J. F. Gunion, “Many Light Higgs Bosons in the NMSSM,” *Phys.Rev.* **D79** (2009) 055014, [arXiv:0811.3537 \[hep-ph\]](#).
- [70] D. T. Nhung, M. Muhlleitner, J. Streicher, and K. Walz, “Higher Order Corrections to the Trilinear Higgs Self-Couplings in the Real NMSSM,” *JHEP* **1311** (2013) 181, [arXiv:1306.3926 \[hep-ph\]](#).
- [71] M. Badziak, M. Olechowski, and S. Pokorski, “New Regions in the NMSSM with a 125 GeV Higgs,” *JHEP* **1306** (2013) 043, [arXiv:1304.5437 \[hep-ph\]](#).
- [72] M. Zhang, “The Heavy Higgs Decay Effect and Its Impact on Higgs Data Fitting in NMSSM,” [arXiv:1505.05636 \[hep-ph\]](#).
- [73] N.-E. Bomark, S. Moretti, S. Munir, and L. Roszkowski, “A light NMSSM pseudoscalar Higgs boson at the LHC redux,” *JHEP* **1502** (2015) 044, [arXiv:1409.8393 \[hep-ph\]](#).
- [74] R. V. Harlander, “Virtual corrections to $g g \rightarrow \gamma^* H$ to two loops in the heavy top limit,” *Phys. Lett.* **B492** (2000) 74–80, [arXiv:hep-ph/0007289 \[hep-ph\]](#).
- [75] S. Catani, D. de Florian, and M. Grazzini, “Higgs production in hadron collisions: Soft and virtual QCD corrections at NNLO,” *JHEP* **05** (2001) 025, [arXiv:hep-ph/0102227 \[hep-ph\]](#).
- [76] R. V. Harlander and W. B. Kilgore, “Soft and virtual corrections to proton proton $\rightarrow \gamma^* H + x$ at NNLO,” *Phys. Rev.* **D64** (2001) 013015, [arXiv:hep-ph/0102241 \[hep-ph\]](#).
- [77] R. V. Harlander and W. B. Kilgore, “Next-to-next-to-leading order Higgs production at hadron colliders,” *Phys. Rev. Lett.* **88** (2002) 201801, [arXiv:hep-ph/0201206 \[hep-ph\]](#).
- [78] C. Anastasiou and K. Melnikov, “Higgs boson production at hadron colliders in NNLO QCD,” *Nucl. Phys.* **B646** (2002) 220–256, [arXiv:hep-ph/0207004 \[hep-ph\]](#).
- [79] V. Ravindran, J. Smith, and W. L. van Neerven, “NNLO corrections to the total cross-section for Higgs boson production in hadron hadron collisions,” *Nucl. Phys.* **B665** (2003) 325–366, [arXiv:hep-ph/0302135 \[hep-ph\]](#).
- [80] J. Blumlein and V. Ravindran, “Mellin moments of the next-to-next-to leading order coefficient functions for the Drell-Yan process and hadronic Higgs-boson production,” *Nucl. Phys.* **B716** (2005) 128–172, [arXiv:hep-ph/0501178 \[hep-ph\]](#).

- [81] R. V. Harlander, S. Liebler, and H. Mantler, “SusHi: A program for the calculation of Higgs production in gluon fusion and bottom-quark annihilation in the Standard Model and the MSSM,” *Comput.Phys.Commun.* **184** (2013) 1605–1617, [arXiv:1212.3249 \[hep-ph\]](#).
- [82] A. Djouadi, “The Anatomy of electro-weak symmetry breaking. II. The Higgs bosons in the minimal supersymmetric model,” *Phys. Rept.* **459** (2008) 1–241, [arXiv:hep-ph/0503173 \[hep-ph\]](#).
- [83] S. Liebler, “Neutral Higgs production at proton colliders in the CP-conserving NMSSM,” *Eur. Phys. J.* **C75** no. 5, (2015) 210, [arXiv:1502.07972 \[hep-ph\]](#).
- [84] G. Degrandi and P. Slavich, “NLO QCD bottom corrections to Higgs boson production in the MSSM,” *JHEP* **11** (2010) 044, [arXiv:1007.3465 \[hep-ph\]](#).
- [85] G. Degrandi, S. Di Vita, and P. Slavich, “NLO QCD corrections to pseudoscalar Higgs production in the MSSM,” *JHEP* **08** (2011) 128, [arXiv:1107.0914 \[hep-ph\]](#).
- [86] G. Degrandi, S. Di Vita, and P. Slavich, “On the NLO QCD Corrections to the Production of the Heaviest Neutral Higgs Scalar in the MSSM,” *Eur. Phys. J.* **C72** (2012) 2032, [arXiv:1204.1016 \[hep-ph\]](#).
- [87] **LHC Higgs Cross Section Working Group** Collaboration, S. Dittmaier *et al.*, “Handbook of LHC Higgs Cross Sections: 1. Inclusive Observables,” [arXiv:1101.0593 \[hep-ph\]](#).
- [88] S. Dittmaier, . Kramer, Michael, and M. Spira, “Higgs radiation off bottom quarks at the Tevatron and the CERN LHC,” *Phys.Rev.* **D70** (2004) 074010, [arXiv:hep-ph/0309204 \[hep-ph\]](#).
- [89] F. Maltoni, Z. Sullivan, and S. Willenbrock, “Higgs-boson production via bottom-quark fusion,” *Phys.Rev.* **D67** (2003) 093005, [arXiv:hep-ph/0301033 \[hep-ph\]](#).
- [90] J. Gao, M. Guzzi, J. Huston, H.-L. Lai, Z. Li, P. Nadolsky, J. Pumplin, D. Stump, and C. P. Yuan, “CT10 next-to-next-to-leading order global analysis of QCD,” *Phys. Rev.* **D89** no. 3, (2014) 033009, [arXiv:1302.6246 \[hep-ph\]](#).
- [91] U. Ellwanger, J. Gunion, C. Hugonie, and S. Moretti, “NMSSM Higgs discovery at the LHC,” [arXiv:hep-ph/0401228 \[hep-ph\]](#).
- [92] R. Benbrik, M. Gomez Bock, S. Heinemeyer, O. Stal, G. Weiglein, *et al.*, “Confronting the MSSM and the NMSSM with the Discovery of a Signal in the two Photon Channel at the LHC,” *Eur.Phys.J.* **C72** (2012) 2171, [arXiv:1207.1096 \[hep-ph\]](#).
- [93] M. Badziak, M. Olechowski, and S. Pokorski, “Experimental signatures of a light singlet-like scalar in NMSSM,” [arXiv:1406.1492 \[hep-ph\]](#).
- [94] U. Ellwanger, “A Higgs boson near 125 GeV with enhanced di-photon signal in the NMSSM,” *JHEP* **1203** (2012) 044, [arXiv:1112.3548 \[hep-ph\]](#).
- [95] J.-W. Fan, J.-Q. Tao, Y.-Q. Shen, G.-M. Chen, H.-S. Chen, *et al.*, “Study of diphoton decays of the lightest scalar Higgs boson in the Next-to-Minimal Supersymmetric Standard Model,” *Chin.Phys.* **C38** (2014) 073101, [arXiv:1309.6394 \[hep-ph\]](#).
- [96] J. Cao, Z. Heng, T. Liu, and J. M. Yang, “Di-photon Higgs signal at the LHC: A Comparative study for different supersymmetric models,” *Phys.Lett.* **B703** (2011) 462–468, [arXiv:1103.0631 \[hep-ph\]](#).

- [97] S. Moretti and S. Munir, “Di-photon Higgs signals at the LHC in the next-to-minimal supersymmetric standard model,” *Eur.Phys.J.* **C47** (2006) 791–803, [arXiv:hep-ph/0603085 \[hep-ph\]](#).
- [98] M.Guchait,Jacky Kumar *in preparation* .
- [99] A. Altheimer *et al.*, “Jet Substructure at the Tevatron and LHC: New results, new tools, new benchmarks,” *J. Phys.* **G39** (2012) 063001, [arXiv:1201.0008 \[hep-ph\]](#).
- [100] U. Langenegger, M. Spira, and I. Strebel, “Testing the Higgs Boson Coupling to Gluons,” [arXiv:1507.01373 \[hep-ph\]](#).