

LPSC-15-181

nCTEQ15 – Global analysis of nuclear parton distributions with uncertainties

**A. Kusina^{*a}, K. Kovařík^b, T. Ježo^c, D. B. Clark^d, C. Keppel^e, F. Lyonnet^d, J.G. Morfín^f
F. I. Olness^d, J.F. Owens^g, I. Schienbein^a, J. Y. Yu^d**

^a*Laboratoire de Physique Subatomique et de Cosmologie, Université Grenoble-Alpes, CNRS/IN2P3, 53 avenue des Martyrs, 38026 Grenoble, France*

^b*Institut für Theoretische Physik, Westfälische Wilhelms-Universität Münster, Wilhelm-Klemm-Straße 9, D-48149 Münster, Germany*

^c*Università di Milano-Bicocca and INFN, Sezione di Milano-Bicocca, Piazza della Scienza 3, 20126 Milano, Italy*

^d*Southern Methodist University, Dallas, TX 75275, USA*

^e*Thomas Jefferson National Accelerator Facility, Newport News, VA, 23606, USA*

^f*Fermi National Accelerator Laboratory, Batavia, Illinois 60510, USA*

^g*Department of Physics, Florida State University, Tallahassee, Florida 32306-4350, USA*

E-mail: kusina@lpsc.in2p3.fr, karol.kovarik@uni-muenster.de, tomas.jezo@mib.infn.it, dbclark@smu.edu, keppel@jlab.org, flyonnet@smu.edu, morfin@fnal.gov, olness@smu.edu, owens@hep.fsu.edu, ingo.schienbein@lpsc.in2p3.fr, yu@physics.smu.edu

We present the first official release of the nCTEQ nuclear parton distribution functions with errors. The main addition to the previous nCTEQ PDFs is the introduction of PDF uncertainties based on the Hessian method. Another important addition is the inclusion of pion production data from RHIC that give us a handle on constraining the gluon PDF. This contribution summarizes our results from [1] and concentrates on the comparison with other groups providing nuclear parton distributions.

The XXIII International Workshop on Deep Inelastic Scattering and Related Subjects

April 27 - May 1, 2015

Southern Methodist University

Dallas, Texas 75275

*Speaker.

1. Introduction

Nucleons and nuclei can be described using the language of parton distribution functions (PDFs) which is based on factorization theorems [2–5]. The case of a free proton is extremely well studied. Several global analyses of free proton PDFs, based on an ever growing set of precise experimental data and on next-to-next-to-leading order theoretical predictions, are regularly updated and maintained [6–10]. The structure of a nucleus can be effectively parametrized in terms of protons bound inside a nucleus and described by nuclear PDFs (nPDFs). These nPDFs contain effects on proton structure coming from the strong interactions between the nucleons in a nucleus. Similarly to the PDFs of free protons, nuclear PDFs are obtained by fitting experimental data including deep inelastic scattering on nuclei and nuclear collision experiments. Moreover, as the nuclear effects are clearly dependent on the number of nucleons, experimental data from scattering on multiple nuclei must be considered. In contrast to the free proton PDFs where quark distributions for most flavors together with the gluon distribution are reliably determined over a large kinematic range, nuclear PDFs precision is not comparable due to the lack of accuracy of the current relevant data. In addition, the non-trivial dependence of nuclear effects on the number of nucleons requires a large data set involving several different nuclei. Nevertheless, nuclear PDFs are a crucial ingredient in predictions for high energy collisions involving nuclear targets, such as the lead collisions performed at the LHC.

In this contribution we present the new nCTEQ nuclear PDFs that were recently released [1] and compare them with analyses from other groups providing nPDFs [11–13]. All the details of the analysis can be found in ref. [1] here we will mostly concentrate on the differences with other nPDFs.

2. nCTEQ global analysis

In the presented nCTEQ analysis we use mostly charged lepton deep inelastic scattering (DIS) and Drell-Yan process (DY) data that provide respectively 616 and 92 data points. Additionally we include pion production data from RHIC (32 data points) that have potential to constrain the gluon PDF. To better assess the impact of the pion data on our analysis two fits are discussed: (i) the main nCTEQ15 fit using all aforementioned data, and (ii) nCTEQ15-np fit which does not include the pion data. The framework of the current analysis, including parameterization, fitting procedure and precise prescription for the Hessian method used to estimate PDF uncertainties is defined in ref. [1] and we refer reader to this paper for details.

In both presented fits we use 16 free parameters to describe the nPDFs, that comprise 7 gluon, 4 u -valence, 3 d -valence and 2 $\bar{d} + \bar{u}$ parameters. In addition, in the nCTEQ15 case the normalization of the pion data sets is fitted which adds two more free parameters. Both our fits, nCTEQ15 and nCTEQ15-np describe the data very well. Indeed, the quality of the fits as measured by the values of the χ^2/dof (0.85 and 0.87 for the nCTEQ15 and nCTEQ15-np fits respectively), confirms it. Figure 1 shows the bound proton PDFs resulting from the two fits. The nuclear correction factors (left panel) clearly show that the pion data impact the gluon distribution, and to a lesser extent the u_v , d_v and s PDFs. Also, the inclusion of the pion data decreases the lead gluon PDF at larger x ($\gtrsim 10^{-1}$), and increases it at smaller x whereas the error bands are reduced in the intermediate

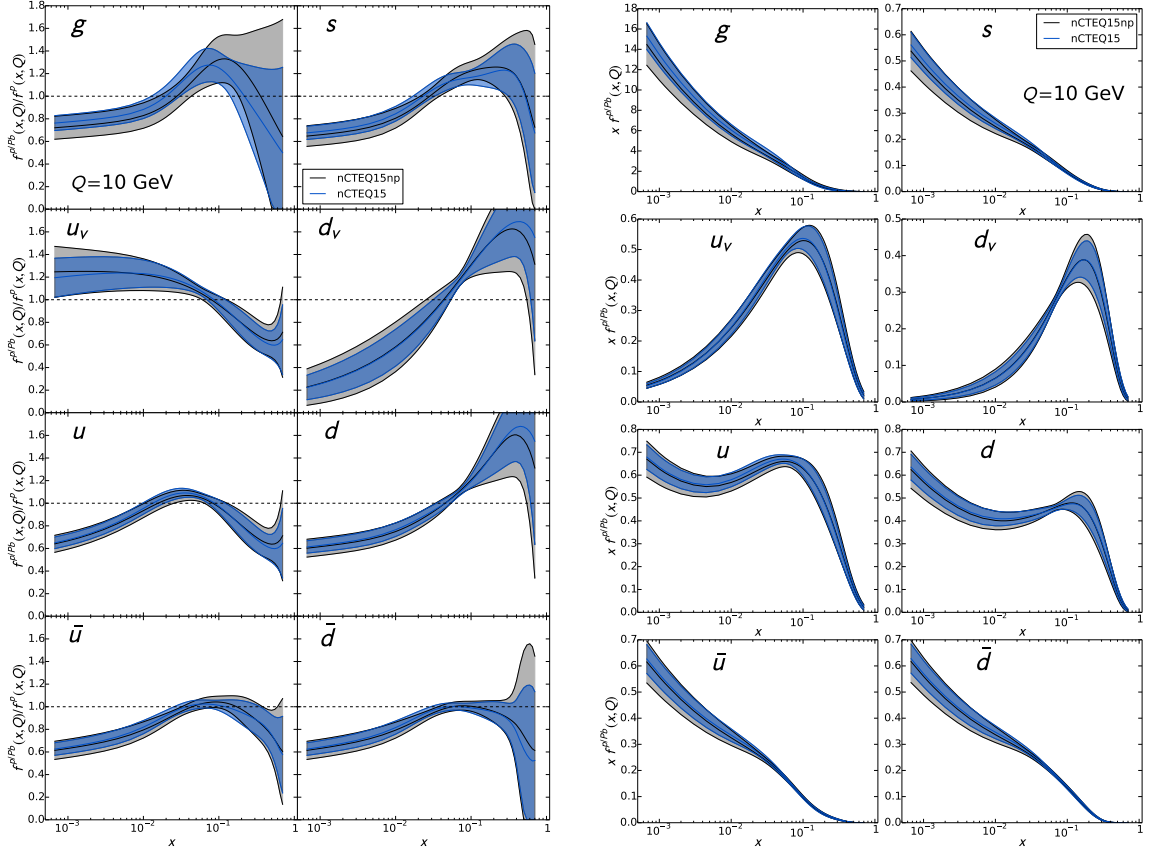


Figure 1: Comparison of the nCTEQ15 fit (blue) with the nCTEQ15-np fit without pion data (gray). On the left we show nuclear modification factors defined as ratios of proton PDFs bound in lead to the corresponding free proton PDFs, and on the right we show the actual bound proton PDFs for lead. In both cases scale is equal to $Q = 10$ GeV.

to larger x range. For most of the other PDF flavors, the change in the central value is minimal (except for a few cases at high- x where the magnitude of the PDF is small). For these other PDFs, the inclusion of the pion data generally decreases the size of the error band.

The description of the fitted data by the nCTEQ15 fit can be seen in Fig. 2 where we display ratios of F_2 structure functions for different nuclei as well as the corresponding data. Finally, in Fig.3, we display the comparison for the ratios of: F_2 structure functions for iron over deuteron (left), and pion yields in DAu over pp collisions at RHIC (right). In both cases the nCTEQ15 fit provides a very good description of the experimental data.

3. Comparison with other nPDFs

We now compare the nCTEQ15 PDFs with other recent nuclear parton distributions in the literature, in particular HKN07 [11], EPS09 [12], and DSSZ [13]. Our data set selection and technical aspects of our analysis are closer to that of EPS09 on which we focus our comparison in the following. Our results for the nuclear modifications of the lead PDFs as well as the bound proton lead PDFs themselves are shown in Fig. 4 for different flavors at the scale $Q = 10$ GeV.

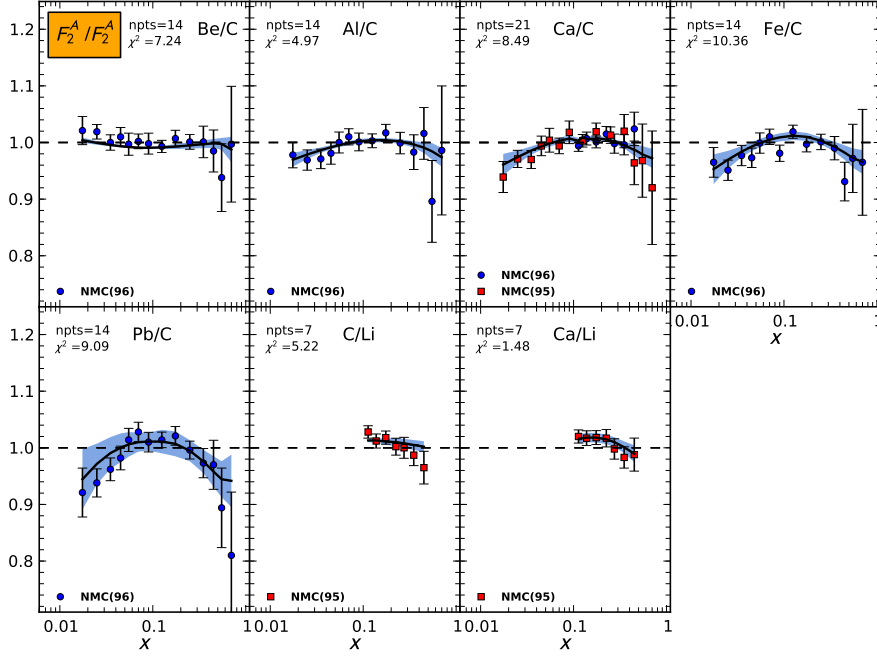


Figure 2: Comparison of the nCTEQ15 NLO theory predictions for $R = F_2^A / F_2^{A'}$ with nuclear target data. The bands show the uncertainty from the nuclear PDFs.

For most flavors, \bar{u} , \bar{d} , s and g , there is a reasonable agreement between predictions from different groups. In particular, for the gluon, there is a larger spread in the predictions from the various PDF sets; we can see a distinct shape predicted by the nCTEQ15 and EPS09 fits whereas HKN07 and DSSZ have similar, much flatter behavior in the small to intermediate x region and deviates from each other in the higher x region; however, all these differences are nearly contained within the PDF uncertainty bands.

On the other hand, examining the u - and d -valence distributions one can see a very different pattern. Three of the PDF sets, HKN07, EPS09 and DSSZ, are very similar across the x range, while the nCTEQ15 set displays a marked deviation from this behavior.¹ At small- x ($\lesssim 10^{-1}$) the u_v is above the others while the d_v is below; and, for large- x the exact opposite behavior is observed. This trend persists across all Q values. In essence, the *average* value of the u_v and d_v nuclear corrections are comparable to the other groups, but individually the corrections are very different.

This difference highlights an essential feature of the nCTEQ15 fit; namely, that the u_v and d_v are allowed to be independent, whereas other groups assume the corresponding nuclear corrections to be identical. Certainly there is no physical motivation to assume the u_v and d_v nuclear corrections to be universal; we exploit this freedom and fit the two PDFs independently. To demonstrate that the difference in the shape of the valence distributions is not an artifact of our methodology, but

¹This difference is significantly reduced when we consider full nuclear PDFs, $f^A = Z/A f^{p/A} + (A-Z)/Z f^{n/A}$, which are the quantities entering cross section calculations (see Fig. 25 in [1]).

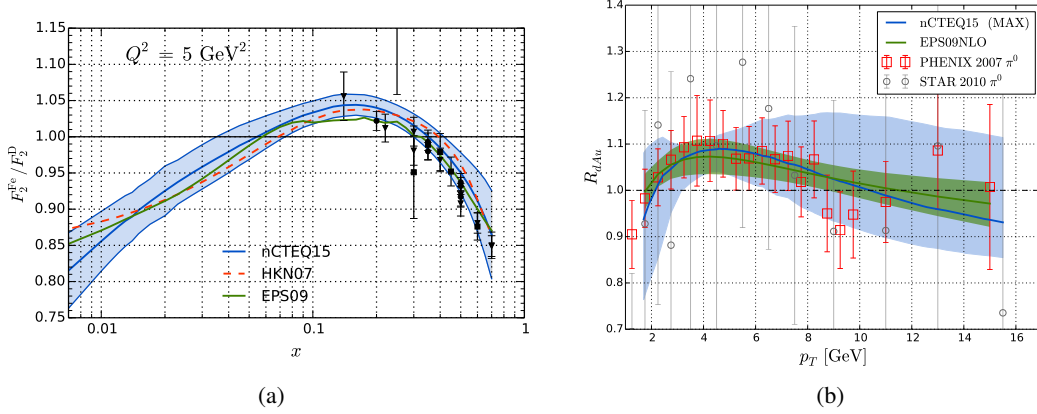


Figure 3: (a) Ratio of the F_2 structure functions for iron and deuteron calculated with the nCTEQ15 fit at $Q^2 = 5 \text{ GeV}^2$ overlaid with fitted data [14–18] and results from EPS09 and HKN07. (b) Comparison of the nCTEQ15 and EPS09 fits with the PHENIX [19] and STAR [20] data for the ratio $R_{dAu}^{\pi} = \frac{1}{2A} \frac{d^2 \sigma_{\pi}^{dAu}/dp_T dy}{d^2 \sigma_{\pi}^{pp}/dp_T dy}$.

rather the result of the data and the physically motivated freedom in valence nuclear corrections, we performed an additional fit, nCTEQ15-mod, in which the u_v and d_v parameters have been tied together in order to obtain a universal correction. This result is shown in Fig. 5 where the nCTEQ15-mod fit aligns closely with the EPS09 prediction. The χ^2 of the nCTEQ15-mod fit increases to 677 ($\chi^2/\text{dof} = 0.94$) as compared to 611 ($\chi^2/\text{dof} = 0.85$) for the nCTEQ15 fit. This is more than our tolerance criteria, $\Delta\chi^2 = 35$, used for defining the error PDFs, and indicates that the data prefer this additional freedom.

Looking at Fig. 3 it is also clear that the differences in the valence distributions do not influence the ability to describe the currently available data. We can see that observables in Fig. 3 are very well described by both nCTEQ15 and EPS09 fits despite the very different valence PDFs.² This fact highlights the need for more data to constrain the nuclear PDFs.

4. Summary

We have presented the nCTEQ15 set of nuclear PDFs including a set of error nPDFs generated using the Hessian method. In addition to the standard DIS and DY data sets, pion production data from RHIC were also included, providing an additional handle on the gluon PDF.

We have compared the results of the nCTEQ15 fit with nPDFs from HKN07, EPS09, and DSSZ groups. While there are similarities between the nCTEQ15 fit and the other sets at a macro level, there are significant differences in the details. In particular, the most notable and important difference is the treatment of the u -valence and d -valence nuclear corrections. While other groups

²The very notable difference of nCTEQ15 and EPS09 error band in Fig. 3b is caused by the fact that EPS09 include pion data with weight of 20 (whereas we use weight of 1) which effectively shrinks the errors.

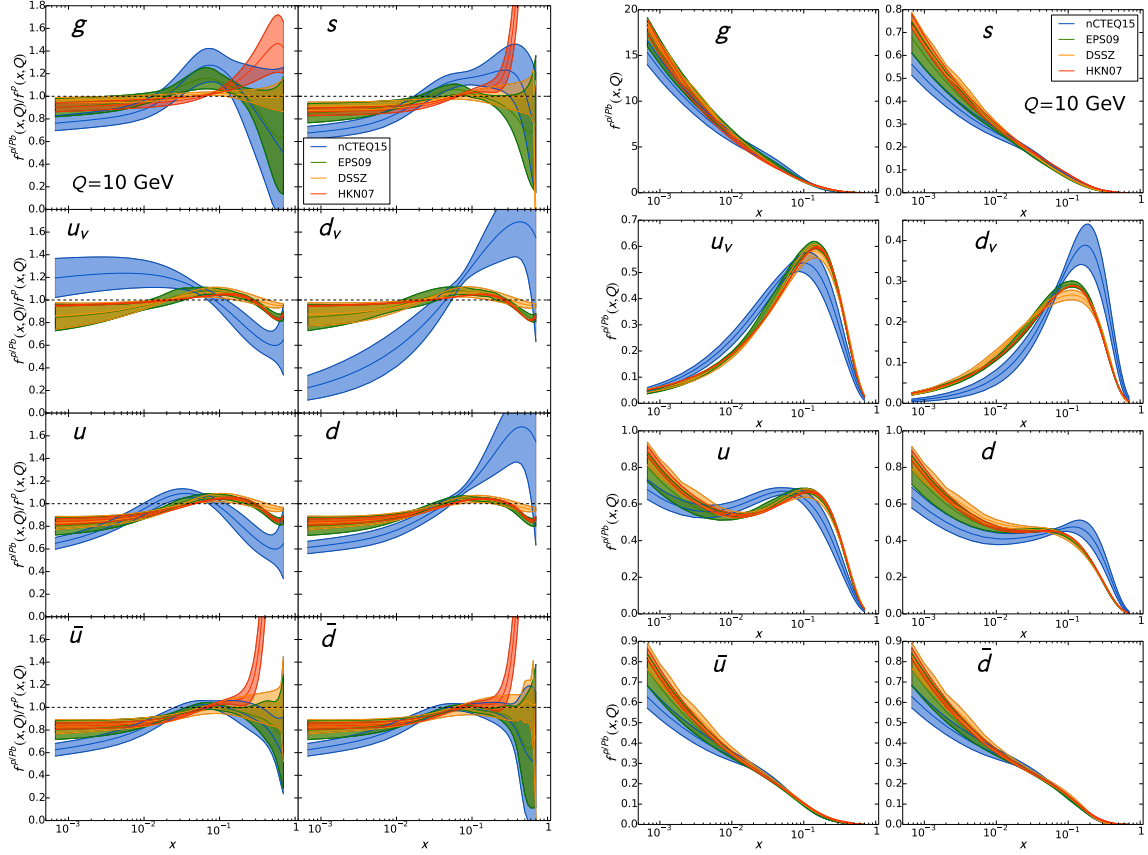


Figure 4: Comparison of the nCTEQ15 fit (blue) with results from other groups: EPS09 [12] (green), DSSZ [13] (orange), HKN07 [11] (red). The left panel shows nuclear modification factors for lead, and the right panel the actual PDFs of a proton bound in *lead*. The scale is $Q = 10$ GeV.

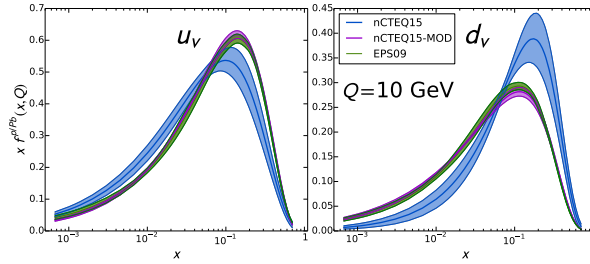


Figure 5: Bound proton u_v and d_v PDFs for lead for a modified nCTEQ15-mod fit using universal nuclear correction for both valence distributions (purple). For comparison we show distributions for the nCTEQ15 fit (blue) and EPS09 fit (green). The scale is $Q = 10$ GeV.

use a universal nuclear correction for the valence distributions we believe that there is no physical reason for doing so and we treat them as independent. This additional freedom leads to an improved fit with significantly lower χ^2 which in turn is preferred by the available data. However, to clearly answer this question, more data allowing the separation between u and d quarks will be needed. One example of such a data is the W/Z boson production in pPb collisions at the LHC, e.g. [21].

Our PDFs are publicly available at the nCTEQ website: www.ncteq.org. We provide grids in the internal CTEQ PDS format (together with the corresponding interface) and also in the new LHAPDF6 format [22].

References

- [1] nCTEQ Collaboration, K. Kovarik *et al.*, [1509.00792](#).
- [2] J. C. Collins, D. E. Soper, and G. F. Sterman, *Nucl.Phys.* **B261** (1985) 104.
- [3] G. T. Bodwin, *Phys.Rev.* **D31** (1985) 2616.
- [4] J.-w. Qiu, [hep-ph/0305161](#).
- [5] J.-w. Qiu, *Nucl.Phys.* **A715** (2003) 309–318, [nucl-th/0211086](#).
- [6] A. Martin, W. Stirling, R. Thorne, and G. Watt, *Eur.Phys.J.* **C63** (2009) 189–285, [0901.0002](#).
- [7] J. Gao, *et al.*, *Phys.Rev.* **D89** (2014), no. 3 033009, [1302.6246](#).
- [8] R. D. Ball, *et al.*, *Nucl.Phys.* **B867** (2013) 244–289, [1207.1303](#).
- [9] S. Alekhin, J. Bluemlein, and S. Moch, *Phys.Rev.* **D89** (2014) 054028, [1310.3059](#).
- [10] J. Owens, A. Accardi, and W. Melnitchouk, *Phys.Rev.* **D87** (2013), no. 9 094012, [1212.1702](#).
- [11] M. Hirai, S. Kumano, and T.-H. Nagai, *Phys.Rev.* **C76** (2007) 065207, [0709.3038](#).
- [12] K. Eskola, H. Paukkunen, and C. Salgado, *JHEP* **0904** (2009) 065, [0902.4154](#).
- [13] D. de Florian, R. Sassot, P. Zurita, and M. Stratmann, *Phys.Rev.* **D85** (2012) 074028, [1112.6324](#).
- [14] BCDMS Collaboration, G. Bari *et al.*, *Phys. Lett.* **B163** (1985) 282.
- [15] BCDMS Collaboration, A. C. Benvenuti *et al.*, *Phys. Lett.* **B189** (1987) 483.
- [16] A. Bodek *et al.*, *Phys. Rev. Lett.* **51** (1983) 534.
- [17] J. Gomez *et al.*, *Phys. Rev.* **D49** (1994) 4348–4372.
- [18] S. Dasu *et al.*, *Phys. Rev.* **D49** (1994) 5641–5670.
- [19] PHENIX Collaboration, S. Adler *et al.*, *Phys.Rev.Lett.* **98** (2007) 172302, [nucl-ex/0610036](#).
- [20] STAR Collaboration, B. Abelev *et al.*, *Phys.Rev.* **C81** (2010) 064904, [0912.3838](#).
- [21] CMS Collaboration Collaboration, V. Khachatryan *et al.*, [1503.05825](#).
- [22] A. Buckley, *et al.*, *Eur.Phys.J.* **C75** (2015), no. 3 132, [1412.7420](#).