

Stability of a one-predator two-prey system governed by nonautonomous differential equations

Linh Thi Hoai Nguyen^a, Quang Hong Ta^b, Tôn Việt Tạ^{c,*}

^a*Department of Information and Physical Sciences
Graduate School of Information Science and Technology, Osaka University
1-5 Yamadaoka, Suita-shi, Osaka 565-0871, Japan*

^b*Fukuoka Japanese Language School
1-1-33 Hakataekihigashi, Hakata-ku, Fukuoka 812-0013 Japan*

^c*Center for Promotion of International Education and Research
Faculty of Agriculture, Kyushu University
6-10-1 Hakozaki, Higashi-ku, Fukuoka 812-8581, Japan*

Abstract

A non-periodic version of the one-predator two-prey system model presented in [L.T.H. Nguyen, Q.H. Ta, T.V. Tạ, Existence and stability of periodic solutions of a Lotka-Volterra system, SICE International Symposium on Control Systems, Tokyo, Japan, 712-4 (2015) 1-6] is considered. First, we prove existence of unique positive solutions to the model. Second, we show existence of an invariant set, which suggests the survival of all species in the system. On the other hand, we show that when the densities of two prey species are quite small, the predator falls into decay. Third, we explore global asymptotic stability of the system by using the Lyapunov function method. Finally, some numerical examples are given to illustrate our results.

Keywords: Predator-prey system, Beddington-DeAngelis functional response, asymptotic stability, Lyapunov function.

2010 MSC: 34D05, 37C75

*The last author was supported by JSPS KAKENHI Grant Number 20140047.

Email addresses: nthlinh[at]ist.osaka-u.ac.jp (Linh Thi Hoai Nguyen),
tahongquangosaka[at]gmail.com (Quang Hong Ta), tavietton[at]agr.kyushu-u.ac.jp
(Tôn Việt Tạ)

1. Introduction

Wildlife conservation is one of the most challenging problems in ecological and biological sciences. Knowing the mechanism of predator-prey systems is one of crucial importance for maintaining the ecological integrity of population and for preserving biodiversity.

The fundamental issue in these problems is to predict the variation of density of each species caused other species. Thus, we must first understand predator-prey interactions.

In ecology, predator-prey interactions can be expressed by functional responses. Various functional responses have been proposed:

- Holling's type I functional response. It is a linear function of the density of prey and is used in classical Lotka-Volterra models. It was the first kind of functional response described.
- Holling's type II functional response. It is a function of the density of prey, and is of the form of a rectangular hyperbola (see [9]).
- Ratio-dependent functional response. It is a function of the ratio of the density of predator to the density of prey (see [1]). This function may be unbounded.
- Beddington-DeAngelis functional response. It is a bounded function of the ratio of the density of predator to the density of prey. This kind of functional response is independently presented by Beddington and DeAngelis et al. (see [3, 6]).

The latter type is of particular interest, as it takes into account both the densities of predator and prey species. In fact, some ecologists showed that in many situations, especially when predators have to search for food, functional responses should depend on these densities (see [2, 7, 11, 16] and references therein). Furthermore, this type avoids some of singular behaviors of ratio-dependent models at low prey density levels. In fact, Beddington-DeAngelis

functional responses have been used by many researchers (see [4, 5, 10, 17] and references therein).

We are interested in a one-predator two-prey system, where the two prey species are competitive with each other and are hunted by a predator species. Such a system may describe many biological phenomena in the real world. Let us give here two examples. (For more implication of three-species systems, we refer to [8, 15, 19] and references therein.)

Example 1.1. *Observe a system of lion, buffalo, and zebra species in the Serengeti ecosystem in Africa. On one hand, buffalo and zebra species compete with each other for the food (plant). On the other hand, they are all attacked by lion species. Is there a threshold for buffalo and zebra species for which if their density is smaller than the threshold, then the lion species heads towards extinction? In other words, can we find a quantitative relation between the density of buffalo and zebra species and the death rate of the lion species? The answer is affirmative (see Remark 3.5).*

Example 1.2. *Consider mixed coniferous deciduous forests in the world (e.g., the mixed coniferous deciduous forest of white birch aspens fir and spruce trees in the Superior National Forest, Minnesota, United States ([12])). Coniferous and deciduous trees compete with each other for space. In fact, both of them need space to get more light from the sun for their photosynthesis. Since we humans exploit the forests, humans can be assigned as a “predator” species with respect to both deciduous and coniferous trees in the forest. This then makes a system of one predator and two prey species.*

In [14], we proposed a mathematical model for a one-predator two-prey population governed by the Beddington-DeAngelis functional response. We solved the problem of periodicity in the system. However, the study only on periodicity seems to be incomplete. In fact, parameters in the model surely fluctuate due to the effect of internal and external factors. Some may be the competition between individuals of each species. Others may be the climate change.

In this paper, we consider a non-periodic version of the model presented in [14]. Our model is performed by nonautonomous differential equations:

$$\begin{cases} x'_1 = x_1 \left[a_1(t) - b_{11}(t)x_1 - b_{12}(t)x_2 - \frac{\sigma_1(t)x_3}{\alpha(t) + \beta(t)x_1 + \gamma(t)x_3} \right], \\ x'_2 = x_2 \left[a_2(t) - b_{21}(t)x_1 - b_{22}(t)x_2 - \frac{\sigma_2(t)x_3}{\alpha(t) + \beta(t)x_2 + \gamma(t)x_3} \right], \\ x'_3 = x_3 \left[-a_3(t) + \frac{\rho_1(t)x_1}{\alpha(t) + \beta(t)x_1 + \gamma(t)x_3} \right. \\ \quad \left. + \frac{\rho_2(t)x_2}{\alpha(t) + \beta(t)x_2 + \gamma(t)x_3} \right]. \end{cases} \quad (1.1)$$

In this system, $x_i(t)$ ($i = 1, 2, 3$) denote the densities at time t of three species, namely, PY1, PY2 and PR, respectively. PY1 and PY2 are two competitive species and are the food for the predator species PR. The set of equations (1.1) describes the evolution of the system, where

- At time t , $a_i(t)$ ($i = 1, 2$) are the intrinsic growth rates of PY i , whereas $a_3(t)$ is the death rate of PR.
- At time t , $b_{ij}(t)$ measures the effect PY j has on the population of PY i ($i \neq j, i, j = 1, 2$), meanwhile $b_{ii}(t)$ measures the inhibiting effect of the environment on PY i ($i = 1, 2$).
- An individual predator consumes amounts of prey, which are Beddington-DeAngelis functional responses:

$$\frac{\sigma_1(t)x_1}{\alpha(t) + \beta(t)x_1 + \gamma(t)x_3} \quad \text{and} \quad \frac{\sigma_2(t)x_2}{\alpha(t) + \beta(t)x_2 + \gamma(t)x_3}$$

for some positive functions $\sigma_1, \sigma_2, \alpha, \beta$ and γ . These amounts contribute to the growth of the predator a quantity of the same form:

$$\frac{\rho_1(t)x_1}{\alpha(t) + \beta(t)x_1 + \gamma(t)x_3} + \frac{\rho_2(t)x_2}{\alpha(t) + \beta(t)x_2 + \gamma(t)x_3}$$

for some positive functions ρ_1 and ρ_2 .

- All parameters are continuous and bounded above and below on \mathbb{R} by some positive constants.

Problem (1.1) must be coupled with the initial condition for x_i :

$$x_i(0) = x_i^0 > 0, \quad i = 1, 2, 3.$$

On one hand, we show survival conditions for all three species. When these species survive, a condition for the global stability of the system is presented. On the other hand, we show that when the density of both PY1 and PY2 is quite small, the predator species PR has not enough food and therefore falls into decay.

The organization of the paper is as follows. Section 2 introduces some definitions such as permanence and stability for (1.1). Section 3 shows the permanence of the three species and the decay of the predator species. We prove the existence of unique global positive solutions to (1.1) (Theorem 3.1) and the existence of an invariant set under certain conditions (Theorem 3.2). Under these conditions, the system is permanent (Corollary 3.3). A condition for the decay of the predator species is also given (Theorem 3.4). Section 4 investigates the global stability of solutions to (1.1) (Theorem 4.2). Finally, Section 5 gives some numerical examples.

2. Definitions

Denote by \mathbb{R}_+^3 the positive cone of \mathbb{R}^3 , i.e.

$$\mathbb{R}_+^3 = \{(x_1, x_2, x_3) \in \mathbb{R}^3 | x_i > 0, i = 1, 2, 3\}.$$

Let F be any function on $[0, \infty)$. For a brevity, sometime we write F instead of $F(t)$. In addition, denote

$$F^u = \sup_{0 \leq t < \infty} F(t), \quad F^l = \inf_{0 \leq t < \infty} F(t).$$

Let $x = (x_1, x_2, x_3)$ be a solution of (1.1) with the initial value $x^0 = (x_1^0, x_2^0, x_3^0)$.

Definition 2.1. The system (1.1) is said to be permanent if there exist $\delta_i > 0$ ($i = 1, 2$) such that

$$\delta_1 \leq \liminf_{t \rightarrow \infty} x_i(t) \leq \limsup_{t \rightarrow \infty} x_i(t) \leq \delta_2$$

for all $x^0 \in \mathbb{R}_+^3$ and $i = 1, 2, 3$.

Definition 2.2. (i) A set $A \subset \mathbb{R}_+^3$ is said to be positively invariant with respect to (1.1) if for any $x^0 \in A$,

$$x(t) \in A, \quad 0 \leq t < \infty.$$

(ii) A set $A \subset \mathbb{R}_+^3$ is called an ultimately bounded region of (1.1) if for any solution x of (1.1), there exists $T_1 > 0$ such that

$$x(t) \in A, \quad T_1 \leq t < \infty.$$

Definition 2.3. A nonnegative solution x^* of (1.1) is called a global asymptotic stable solution if it attracts any other solution x of (1.1) in the sense that

$$\lim_{t \rightarrow \infty} \sum_{i=1}^3 |x_i(t) - x_i^*(t)| = 0.$$

Remark 2.4. It is easily seen that if a solution of (1.1) is globally asymptotically stable, then so are all solutions of (1.1). Thus, if there exists any global asymptotic stable solution to (1.1), then we say that this system is globally asymptotically stable.

3. Permanence and decay of species

In this section, we study the permanence of the three species and the decay of the predator species. First, let us prove the existence of unique global positive solutions to (1.1).

Theorem 3.1. For any initial value $x^0 \in \mathbb{R}_+^3$, (1.1) possesses a unique global positive solution.

Proof. Since the functions in the right-hand sides of (1.1) are local Lipschitz continuous on \mathbb{R}_+^3 , there exists a unique local continuous solution $x = (x_1, x_2, x_3)$ defined on $[0, \tau)$, where either $\tau = \infty$ or τ is an explosion time, i.e.

$$\tau < \infty \quad \text{and} \quad \lim_{t \rightarrow \tau} \|x(t)\| = \infty.$$

First, let us prove that $x(t) \in \mathbb{R}_+^3$ for $0 \leq t < \tau$. Denote by τ_0 the first time in the period $[0, \tau)$ x hits the boundary of \mathbb{R}_+^3 , i.e.

$$\tau_0 = \inf\{0 \leq t < \tau | x_1(t)x_2(t)x_3(t) = 0\} \quad (3.1)$$

with a convention that $\inf \emptyset = \tau$. Because $(x_1(0), x_2(0), x_3(0)) \in \mathbb{R}_+^3$, we observe that

$$x_i(t) > 0, \quad 0 \leq t < \tau_0, \quad i = 1, 2, 3.$$

Hence, it is easily seen from (1.1) that

$$\begin{aligned} x_1(t) = & x_1(0) \exp \left\{ \int_0^t [a_1(s) - b_{11}(s)x_1(s) - b_{12}(s)x_2(s) \right. \\ & \left. - \frac{\sigma_1(s)x_3(s)}{\alpha(s) + \beta(s)x_1(s) + \gamma(s)x_3(s)}] ds \right\}, \quad 0 \leq t < \tau_0, \end{aligned} \quad (3.2)$$

$$\begin{aligned} x_2(t) = & x_2(0) \exp \left\{ \int_0^t [a_2(s) - b_{21}(s)x_1(s) - b_{22}(s)x_2(s) \right. \\ & \left. - \frac{\sigma_2(s)x_2(s)x_3(s)}{\alpha(s) + \beta(s)x_2(s) + \gamma(s)x_3(s)}] ds \right\}, \quad 0 \leq t < \tau_0, \end{aligned} \quad (3.3)$$

$$\begin{aligned} x_3(t) = & x_3(0) \exp \left\{ \int_0^t \left[-a_3(s) + \frac{\rho_1(s)x_1(s)}{\alpha(s) + \beta(s)x_1(s) + \gamma(s)x_3(s)} \right. \right. \\ & \left. \left. + \frac{\rho_2(s)x_2(s)}{\alpha(s) + \beta(s)x_2(s) + \gamma(s)x_3(s)} \right] ds \right\}, \quad 0 \leq t < \tau_0. \end{aligned} \quad (3.4)$$

Since x is continuous on $[0, \tau)$, (3.1), (3.2), (3.3) and (3.4) imply that $\tau_0 = \tau$.

Thus, $x(t) \in \mathbb{R}_+^3$ for $0 \leq t < \tau$.

Second, let us prove that $\tau = \infty$. Indeed, since $x(t) \in \mathbb{R}_+^3$ for $0 \leq t < \tau$, (3.2), (3.3) and (3.4) give

$$0 < x_i(t) \leq x_i(0) \exp \left\{ \int_0^t a_i(s) ds \right\}, \quad 0 \leq t < \tau, \quad i = 1, 2,$$

and

$$0 < x_3(t) \leq x_3(0) \exp \left\{ \int_0^t \left[a_1(s) + \frac{\rho_1(s)}{\beta(s)} + \frac{\rho_2(s)}{\beta(s)} \right] ds \right\}, \quad 0 \leq t < \tau.$$

Because the functions $a_i (i = 1, 2, 3)$, ρ_1, ρ_2 and β are continuous and bounded above and below on \mathbb{R} by positive constants, we then obtain that

$$\lim_{t \rightarrow \tau} \|x(t)\| < \infty.$$

By the definition of τ , we conclude that $\tau = \infty$. This highlights that x is a unique global positive solution of (1.1) \square

Let us now show the existence of an invariant set and the permanence of all species. For $\epsilon \geq 0$, put

$$\begin{aligned} M_1^\epsilon &= \frac{a_1^u}{b_{11}^l} + \epsilon, \quad M_2^\epsilon = \frac{a_2^u}{b_{22}^l} + \epsilon, \\ M_3^\epsilon &= \frac{\rho_1^u M_1^\epsilon + \rho_2^u M_2^\epsilon - a_3^l \alpha^l}{a_3^l \gamma^l}, \\ m_1^\epsilon &= \frac{(a_1^l - b_{12}^u M_2^0)(\alpha^l + \gamma^l M_3^0) - \sigma_1^u M_3^0}{b_{11}^u (\alpha^l + \gamma^l M_3^0)} - \epsilon, \\ m_2^\epsilon &= \frac{(a_2^l - b_{21}^u M_1^0)(\alpha^l + \gamma^l M_3^0) - \sigma_2^u M_3^0}{b_{22}^u (\alpha^l + \gamma^l M_3^0)} - \epsilon, \\ m_3^\epsilon &= \frac{(\rho_1^l - a_3^u \beta^u) m_1^0 + (\rho_2^l - a_3^u \beta^u) m_2^0 - 2a_3^u \alpha^u}{2a_3^u \gamma^u} - \epsilon, \end{aligned}$$

and

$$\Gamma = \{(x_1, x_2, x_3) \in \mathbb{R}^3 \mid m_i^0 \leq x_i \leq M_i^0, \quad i = 1, 2, 3\}. \quad (3.5)$$

Theorem 3.2. *Assume that $M_3^0 > 0$ and $m_i^0 > 0$ ($i = 1, 2, 3$). Then, the set Γ defined by (3.5) is positively invariant with respect to (1.1).*

Proof. Since $M_3^0 > 0, m_i^0 > 0$, it is easily seen that $M_i^0 > m_i^0 > 0$ ($i = 1, 2, 3$).

Thereby, Γ is a non-empty set in the positive cone of \mathbb{R}^3 .

Let $x^0 \in \Gamma$. It suffices to prove that $x(t) \in \Gamma$ for $0 \leq t < \infty$. For this, we use a fact that the equation

$$\begin{cases} X'(t) = A(t)X(t)[B - X(t)] & (B \neq 0), \\ X(0) = X^0 \end{cases}$$

has the explicit solution

$$X(t) = \frac{BX^0 e^{\int_0^t A(s)Bds}}{X^0 [e^{\int_0^t A(s)Bds} - 1] + B}.$$

First, let us give upper estimates for $x_i (i = 1, 2, 3)$. The first equation of (1.1) gives

$$\begin{aligned} x_1'(t) &\leq x_1(t)[a_1(t) - b_{11}(t)x_1(t)] \\ &\leq x_1(t)[a_1^u - b_{11}^l x_1(t)] \\ &= b_{11}^l x_1(t)(M_1^0 - x_1). \end{aligned}$$

The comparison theorem and the inequality $0 < x_1^0 \leq M_1^0$ then provide that

$$\begin{aligned} x_1(t) &\leq \frac{x_1^0 M_1^0 e^{a_1^u t}}{x_1^0 (e^{a_1^u t} - 1) + M_1^0} \\ &\leq \frac{x_1^0 M_1^0 e^{a_1^u t}}{x_1^0 (e^{a_1^u t} - 1) + M_1^0} \\ &\leq M_1^0, \quad 0 \leq t < \infty. \end{aligned} \quad (3.6)$$

Similarly,

$$x_2(t) \leq M_2^0, \quad 0 \leq t < \infty. \quad (3.7)$$

Substituting (3.6) and (3.7) into the third equation of (1.1), we obtain that

$$\begin{aligned} x_3' &\leq -a_3^l x_3 + \frac{\rho_1^u x_1 x_3}{\alpha^l + \beta^l x_1 + \gamma^l x_3} + \frac{\rho_2^u x_2 x_3}{\alpha^l + \beta^l x_2 + \gamma^l x_3} \\ &\leq -a_3^l x_3 + \frac{(\rho_1^u M_1^0 + \rho_2^u M_2^0) x_3}{\alpha^l + \gamma^l x_3} \\ &= \frac{x_3 [(\rho_1^u M_1^0 + \rho_2^u M_2^0 - a_3^l \alpha^l) - a_3^l \gamma^l x_3]}{\alpha^l + \gamma^l x_3} \\ &= \frac{a_3^l \gamma^l}{\alpha^l + \gamma^l x_3} x_3 (M_3^0 - x_3). \end{aligned} \quad (3.8)$$

The comparison theorem again provides that

$$x_3(t) \leq \frac{x_3^0 M_3^0 e^{M_3^0 \int_0^t C_1(s) ds}}{x_3^0 [e^{M_3^0 \int_0^t C_1(s) ds} - 1] + M_3^0} \leq M_3^0, \quad 0 \leq t < \infty \quad (3.9)$$

(note that $0 < x_3^0 \leq M_3^\epsilon$), where

$$C_1(t) = \frac{a_3^l \gamma^l}{\alpha^l + \gamma^l x_3(t)}. \quad (3.10)$$

Second, let us give lower estimates for $x_i (i = 1, 2, 3)$. Thanks to (1.1), (3.6),

(3.7) and (3.9),

$$\begin{aligned}
x'_1(t) &\geq x_1 \left(a_1^l - b_{11}^u x_1 - b_{12}^u M_2^0 - \frac{\sigma_1^u M_3^0}{\alpha^l + \beta^l x_1 + \gamma^l M_3^0} \right) \\
&\geq x_1 \left(a_1^l - b_{11}^u x_1 - b_{12}^u M_2^0 - \frac{\sigma_1^u M_3^0}{\alpha^l + \gamma^l M_3^0} \right) \\
&\geq x_1 \left[\frac{(a_1^l - b_{12}^u M_2^0)(\alpha^l + \gamma^l M_3^0) - \sigma_1^u M_3^0}{\alpha^l + \gamma^l M_3^0} - b_{11}^u x_1 \right] \\
&= b_{11}^u x_1 (m_1^0 - x_1).
\end{aligned}$$

The comparison theorem then gives

$$x_1(t) \geq m_1^0, \quad 0 \leq t < \infty. \quad (3.11)$$

Similarly,

$$x_2(t) \geq m_2^0, \quad 0 \leq t < \infty.$$

In the meantime, the last equation of (1.1) gives

$$\begin{aligned}
x'_3 &= -a_3 x_3 + \frac{\rho_1 x_1 x_3}{\alpha + \beta x_1 + \gamma x_3} + \frac{\rho_2 x_2 x_3}{\alpha + \beta x_2 + \gamma x_3} \\
&\geq -a_3^u x_3 + \frac{\rho_1^l m_1^0 x_3}{\alpha^u + \beta^u m_1^0 + \gamma^u x_3} + \frac{\rho_2^l m_2^0 x_3}{\alpha^u + \beta^u m_2^0 + \gamma^u x_3} \\
&\geq x_3 \left[-a_3^u + \frac{\rho_1^l m_1^0 + \rho_2^l m_2^0}{2\alpha^u + \beta^u(m_1^0 + m_2^0) + 2\gamma^u x_3} \right] \\
&= \frac{x_3}{2\alpha^u + \beta^u(m_1^0 + m_2^0) + 2\gamma^u x_3} \\
&\quad \times [\rho_1^l m_1^0 + \rho_2^l m_2^0 - a_3^u \{2\alpha^u + \beta^u(m_1^0 + m_2^0)\} - 2a_3^u \gamma^u x_3] \\
&= \frac{2a_3^u \gamma^u}{2\alpha^u + \beta^u(m_1^0 + m_2^0) + 2\gamma^u x_3} x_3 (m_3^0 - x_3),
\end{aligned}$$

here we used the inequality:

$$\frac{x_1}{y_1} + \frac{x_2}{y_2} \geq \frac{x_1 + x_2}{y_1 + y_2}, \quad x_i, y_i > 0, i = 1, 2.$$

The comparison theorem then provides that

$$x_3(t) \geq m_3^0, \quad 0 \leq t < \infty.$$

By the above arguments, we have thus concluded that $x(t) \in \Gamma$ for $0 \leq t < \infty$. The proof is now complete. \square

Corollary 3.3 (Permanence of species). *Assume that $M_3^0 > 0$ and $m_i^0 > 0$ ($i = 1, 2, 3$). Then, the solution $x = (x_1, x_2, x_3)$ of (1.1) with $x(0) = x^0 \in \mathbb{R}_+^3$ satisfies*

$$m_i^0 \leq \liminf_{t \rightarrow \infty} x_i(t) \leq \limsup_{t \rightarrow \infty} x_i(t) \leq M_i^0, \quad i = 1, 2, 3.$$

This means that the system (1.1) is permanent and Γ is an ultimately bounded region.

Proof. According to the proof for Theorem 3.2, we have

$$x_i(t) \leq \frac{x_i^0 M_i^0 e^{a_i^u t}}{x_i^0 [e^{a_i^u t} - 1] + M_i^0}, \quad i = 1, 2.$$

Thereby,

$$\limsup_{t \rightarrow \infty} x_i(t) \leq M_i^0, \quad i = 1, 2.$$

As a consequence, for any $\epsilon > 0$, there exists $0 \leq t_1 < \infty$ such that for $i = 1, 2$,

$$x_i(t) < M_i^\epsilon, \quad t_1 \leq t < \infty.$$

In the meantime, using the same argument as in (3.8) and (3.9), we observe that

$$x_3(t) \leq \frac{M_3^\epsilon x_3^1 e^{M_3^\epsilon \int_{t_1}^t C_1(s) ds}}{x_3^1 [e^{M_3^\epsilon \int_{t_1}^t C_1(s) ds} - 1] + M_3^\epsilon}, \quad t_1 \leq t < \infty, \quad (3.12)$$

where $x_3^1 = x_3(t_1)$ and C_1 is defined by (3.10). This implies that

$$x_3(t) \leq \max\{M_3^\epsilon, x_3^1\}, \quad t_1 \leq t < \infty.$$

Clearly, by (3.10),

$$\inf_{t \geq t_1} C_1(s) > 0.$$

Taking the limit as $t \rightarrow \infty$ in (3.12), it therefore follows that

$$\limsup_{t \rightarrow \infty} x_3(t) \leq M_3^\epsilon.$$

Again taking the limit as $\epsilon \rightarrow 0$, we arrive at

$$\limsup_{t \rightarrow \infty} x_3(t) \leq M_3^0.$$

Similarly, we obtain that

$$\liminf_{t \rightarrow \infty} x_i(t) \geq m_i^0, \quad i = 1, 2, 3.$$

This completes the proof. \square

Finally, let us give a sufficient condition for the decay of the predator species.

Theorem 3.4 (Decay of predator species). *Assume that $M_3^0 < 0$. Let $x = (x_1, x_2, x_3)$ be the solution of (1.1) with $x(0) = x^0 \in \mathbb{R}_+^3$. Then,*

$$\lim_{t \rightarrow \infty} x_3(t) = 0.$$

This means that the predator species falls into decay.

Proof. In the proof for Corollary 3.3, we already proved that for any $\epsilon > 0$, there exists $0 \leq t_1 < \infty$ such that for $i = 1, 2$,

$$x_i(t) < M_i^\epsilon, \quad t_1 \leq t < \infty.$$

Meanwhile, using the same arguments as in (3.8), we obtain that

$$x_3'(t) \leq \frac{a_3^l \gamma^l}{\alpha^l + \gamma^l x_3} x_3(t) [M_3^\epsilon - x_3(t)], \quad t_1 \leq t < \infty. \quad (3.13)$$

Since $M_3^0 < 0$, we choose $\epsilon > 0$ such that $M_3^\epsilon < 0$. Therefore, (3.13) gives

$$x_3'(t) < 0, \quad t_1 \leq t < \infty.$$

The function x_3 is hence decreasing in time. As a consequence, there exists $C \geq 0$ such that

$$\lim_{t \rightarrow \infty} x_3(t) = C \quad \text{and} \quad C \leq x_3(t) \leq x_3(t_1), \quad t_1 \leq t < \infty.$$

If $C > 0$, then by (3.13) there would exist $\mu > 0$ such that $x_3'(t) < -\mu$ for $t_1 \leq t < \infty$. As a consequence,

$$x_3(t) < -\mu(t - t_1) + x_3(t_1), \quad t_1 \leq t < \infty.$$

This leads to a contradiction:

$$0 \leq \lim_{t \rightarrow \infty} x_3(t) = -\infty.$$

Therefore, $C = 0$ and thus $\lim_{t \rightarrow \infty} x_3(t) = 0$. \square

Remark 3.5. Suppose that all the parameters in the system (1.1) are independent of time, i.e. they are constants.

When the second prey species PY2 and the predator species PR are absent from the system, the density x_1 of the first prey species PY1 is governed by the logistic equation

$$x_1' = x_1(a_1 - b_{11}x_1).$$

It is easily seen that for this case x_1 tends towards the equilibrium state $x_1^* = \frac{a_1}{b_{11}}$. Similarly, when the first prey species and the predator are absent from the system, the density x_2 of the second prey species tends towards the equilibrium state $x_2^* = \frac{a_2}{b_{22}}$.

As shown in Corollary 3.3, the solution $x = (x_1, x_2, x_3)$ of (1.1) with $x(0) = x^0 \in \mathbb{R}_+^3$ satisfies

$$\limsup_{t \rightarrow \infty} x_i(t) \leq x_i^*, \quad i = 1, 2.$$

The condition $M_3^0 < 0$ in Theorem 3.4 is therefore equivalent to the condition:

$$\frac{\rho_1 x_1^* + \rho_2 x_2^*}{\alpha} < a_3.$$

This condition has biological meaning. When the dead rate a_3 of the predator species exceeds the limit of the contribution of two prey species to the growth of the predator species, the predator species falls into decay. The large dead rate may result from epidemic disease or random factors (see [13, 18, 20]).

4. Global stability

In this section, we show the global asymptotic stability of solutions to (1.1). The following lemma is useful.

Lemma 4.1. Let m be a real number and F be a nonnegative function defined on $[m, \infty)$ such that F is integrable and uniformly continuous on $[m, \infty)$. Then,

$$\lim_{t \rightarrow \infty} F(t) = 0.$$

Proof. Suppose the contrary that $F(t) \not\rightarrow 0$ as $t \rightarrow \infty$. Given $\epsilon > 0$. There would then exist a sequence $\{t_n\}_{n=1}^{\infty}, t_n \geq a$ such that $t_n \rightarrow \infty$ as $n \rightarrow \infty$ and $F(t_n) \geq \epsilon$ for $n = 1, 2, 3, \dots$. By the uniform continuity of F , there exists $\delta > 0$ such that

$$|F(t_n) - F(t)| \leq \frac{\epsilon}{2}, \quad t_n \leq t \leq t_n + \delta, n = 1, 2, 3, \dots$$

Thus,

$$\begin{aligned} F(t) &= |F(t_n) - [F(t_n) - F(t)]| \\ &\geq |F(t_n)| - |F(t_n) - F(t)| \geq \epsilon - \frac{\epsilon}{2} = \frac{\epsilon}{2}. \end{aligned}$$

Therefore, for each $n = 1, 2, 3, \dots$,

$$\int_{t_n}^{t_n+\delta} F(t)dt = \int_{t_n}^{t_n+\delta} F(t)dt \geq \frac{\epsilon\delta}{2} > 0.$$

On the other hand, since the Riemann integral $\int_a^{\infty} F(t)dt$ exists, the integral $\int_{t_n}^{t_n+\delta} F(t)dt$ converges to 0 as $n \rightarrow \infty$. We then arrive at a contradiction:

$$0 \geq \frac{\epsilon\delta}{2}.$$

Thus, $\lim_{t \rightarrow \infty} F(t) = 0$. □

Theorem 4.2 (Global stability). *Assume that $M_3^0 > 0$ and $m_i^0 > 0$ ($i = 1, 2, 3$). Let x^* be a solution of (1.1) with $x^*(0) \in \mathbb{R}_+^3$. Let $\epsilon > 0$ be sufficiently small such that $m_i^\epsilon > 0$ ($i = 1, 2, 3$) and*

$$\begin{cases} \sup_{t \geq 0} \left\{ b_{21} + \frac{\alpha\rho_1 + (\gamma\rho_1 + \beta\sigma_1)M_3^\epsilon}{u_1(m_1^\epsilon, M_3^\epsilon)} - b_{11} \right\} < 0, \\ \sup_{t \geq 0} \left\{ b_{12} + \frac{\alpha\rho_2 + (\gamma\rho_2 + \beta\sigma_2)M_3^\epsilon}{u_2(m_2^\epsilon, M_3^\epsilon)} - b_{22} \right\} < 0, \\ \sup_{t \geq 0} \left\{ \frac{\sigma_1(\alpha + \beta M_1^\epsilon)}{u_1(M_1^\epsilon, m_3^\epsilon)} + \frac{\sigma_2(\alpha + \beta M_2^\epsilon)}{u_2(M_2^\epsilon, m_3^\epsilon)} - \frac{\gamma\rho_1 m_1^\epsilon}{u_1(m_1^\epsilon, M_3^\epsilon)} - \frac{\gamma\rho_2 m_2^\epsilon}{u_2(m_2^\epsilon, M_3^\epsilon)} \right\} < 0, \end{cases} \quad (4.1)$$

where $u_i(u, v) = (\alpha + \beta x_i^* + \gamma x_3^*)(\alpha + \beta u + \gamma v)$ ($i = 1, 2$). Then, x^* is globally asymptotically stable.

Proof. Let x be any other solution of (1.1) with $x(0) \in \mathbb{R}_+^3$. Thanks to Corollary 3.3, there exists $T_1 > 0$ such that for $i = 1, 2, 3$,

$$m_i^\epsilon < x_i(t) < M_i^\epsilon, \quad T_1 \leq t < \infty.$$

Consider a Lyapunov function defined by

$$V(t) = \sum_{i=1}^3 |\ln x_i - \ln x_i^*|, \quad 0 \leq t < \infty.$$

A direct calculation of the right derivative D^+V of V along the solutions of (1.1) gives

$$\begin{aligned} D^+V(t) &= \sum_{i=1}^3 \operatorname{sgn}(x_i - x_i^*) \left(\frac{x_i'}{x_i} - \frac{x_i^{*'}}{x_i^*} \right) \\ &= \operatorname{sgn}(x_1 - x_1^*) \left[-b_{11}(x_1 - x_1^*) - b_{12}(x_2 - x_2^*) \right. \\ &\quad \left. - \sigma_1 \left(\frac{x_3}{\alpha + \beta x_1 + \gamma x_3} - \frac{x_3^*}{\alpha + \beta x_1^* + \gamma x_3^*} \right) \right] \\ &\quad + \operatorname{sgn}(x_2 - x_2^*) \left[-b_{21}(x_1 - x_1^*) - b_{22}(x_2 - x_2^*) \right. \\ &\quad \left. - \sigma_2 \left(\frac{x_3}{\alpha + \beta x_2 + \gamma x_3} - \frac{x_3^*}{\alpha + \beta x_2^* + \gamma x_3^*} \right) \right] \\ &\quad + \operatorname{sgn}(x_3 - x_3^*) \left(\frac{\rho_1 x_1}{\alpha + \beta x_1 + \gamma x_3} - \frac{\rho_1 x_1^*}{\alpha + \beta x_1^* + \gamma x_3^*} \right. \\ &\quad \left. + \frac{\rho_2 x_2}{\alpha + \beta x_2 + \gamma x_3} - \frac{\rho_2 x_2^*}{\alpha + \beta x_2^* + \gamma x_3^*} \right) \\ &\leq (b_{21} - b_{11})|x_1 - x_1^*| + (b_{12} - b_{22})|x_2 - x_2^*| \\ &\quad - \sigma_1 \operatorname{sgn}(x_1 - x_1^*) \frac{\alpha(x_3 - x_3^*) + \beta(x_1^* x_3 - x_1 x_3^*)}{u_1(x_1, x_3)} \\ &\quad - \sigma_2 \operatorname{sgn}(x_2 - x_2^*) \frac{\alpha(x_3 - x_3^*) + \beta(x_2^* x_3 - x_2 x_3^*)}{u_2(x_2, x_3)} \\ &\quad + \operatorname{sgn}(x_3 - x_3^*) \frac{\alpha \rho_1 (x_1 - x_1^*) + \gamma \rho_1 (x_1 x_3^* - x_1^* x_3)}{u_1(x_1, x_3)} \\ &\quad + \operatorname{sgn}(x_3 - x_3^*) \frac{\alpha \rho_2 (x_2 - x_2^*) + \gamma \rho_2 (x_2 x_3^* - x_2^* x_3)}{u_2(x_2, x_3)}. \end{aligned}$$

Using the expression

$$x_i x_3^* - x_i^* x_3 = x_i(x_3^* - x_3) + x_3(x_i - x_i^*) \quad (i = 1, 2),$$

we observe that

$$\begin{aligned} D^+V(t) &\leq (b_{21} - b_{11})|x_1 - x_1^*| + (b_{12} - b_{22})|x_2 - x_2^*| \\ &\quad - \sigma_1 \operatorname{sgn}(x_1 - x_1^*) \frac{(\alpha + \beta x_1)(x_3 - x_3^*) - \beta x_3(x_1 - x_1^*)}{u_1(x_1, x_3)} \end{aligned}$$

$$\begin{aligned}
& -\sigma_2 \operatorname{sgn}(x_2 - x_2^*) \frac{(\alpha + \beta x_2)(x_3 - x_3^*) - \beta x_3(x_2 - x_2^*)}{u_2(x_2, x_3)} \\
& + \operatorname{sgn}(x_3 - x_3^*) \frac{(\alpha + \gamma x_3)\rho_1(x_1 - x_1^*) - \gamma \rho_1 x_1(x_3 - x_3^*)}{u_1(x_1, x_3)} \\
& + \operatorname{sgn}(x_3 - x_3^*) \frac{(\alpha + \gamma x_3)\rho_2(x_2 - x_2^*) - \gamma \rho_2 x_2(x_3 - x_3^*)}{u_2(x_2, x_3)} \\
& \leq \left[b_{21} + \frac{(\alpha + \gamma M_3^\epsilon)\rho_1 + \beta \sigma_1 M_3^\epsilon}{u_1(m_1^\epsilon, M_3^\epsilon)} - b_{11} \right] |x_1 - x_1^*| \\
& + \left[b_{12} + \frac{(\alpha + \gamma M_3^\epsilon)\rho_2 + \beta \sigma_2 M_3^\epsilon}{u_2(m_2^\epsilon, M_3^\epsilon)} - b_{22} \right] |x_2 - x_2^*| \\
& + \left[\frac{\sigma_1(\alpha + \beta M_1^\epsilon)}{u_1(M_1^\epsilon, m_3^\epsilon)} + \frac{\sigma_2(\alpha + \beta M_2^\epsilon)}{u_2(M_2^\epsilon, m_3^\epsilon)} - \frac{\gamma \rho_1 m_1^\epsilon}{u_1(m_1^\epsilon, M_3^\epsilon)} - \frac{\gamma \rho_2 m_2^\epsilon}{u_2(m_2^\epsilon, M_3^\epsilon)} \right] \\
& \times |x_3 - x_3^*| \\
& = \left[b_{21} + \frac{\alpha \rho_1 + (\gamma \rho_1 + \beta \sigma_1) M_3^\epsilon}{u_1(m_1^\epsilon, M_3^\epsilon)} - b_{11} \right] |x_1 - x_1^*| \\
& + \left[b_{12} + \frac{\alpha \rho_2 + (\gamma \rho_2 + \beta \sigma_2) M_3^\epsilon}{u_2(m_2^\epsilon, M_3^\epsilon)} - b_{22} \right] |x_2 - x_2^*| \\
& + \left[\frac{\sigma_1(\alpha + \beta M_1^\epsilon)}{u_1(M_1^\epsilon, m_3^\epsilon)} + \frac{\sigma_2(\alpha + \beta M_2^\epsilon)}{u_2(M_2^\epsilon, m_3^\epsilon)} - \frac{\gamma \rho_1 m_1^\epsilon}{u_1(m_1^\epsilon, M_3^\epsilon)} - \frac{\gamma \rho_2 m_2^\epsilon}{u_2(m_2^\epsilon, M_3^\epsilon)} \right] \\
& \times |x_3 - x_3^*|, \quad T_1 \leq t < \infty. \tag{4.2}
\end{aligned}$$

Combining (4.1) and (4.2), it is easily seen that there exists $\mu > 0$ such that

$$D^+V(t) \leq -\mu \sum_{i=1}^3 |x_i - x_i^*|, \quad T_1 \leq t < \infty. \tag{4.3}$$

Integrating both the hand sides of (4.3) from T_1 to $t \geq T_1$, it follows that

$$V(t) + \mu \int_{T_1}^t \sum_{i=1}^3 |x_i - x_i^*| ds \leq V(T_1) < \infty.$$

Hence,

$$\int_{T_1}^t \sum_{i=1}^3 |x_i - x_i^*| ds \leq \mu^{-1} V(T_1) < \infty, \quad T_1 \leq t < \infty.$$

Thus, $\sum_{i=1}^3 |x_i - x_i^*| \in L^1([T_1, \infty))$.

On the other hand, by the ultimate boundedness of x_i^* and x_i , the functions x_i and x_i^* ($i = 1, 2, 3$) have bounded derivatives at time $t \geq T_1$. As a consequence, $\sum_{i=1}^3 |x_i - x_i^*|$ is uniformly continuous on $[T_1, \infty)$. Due to Lemma 4.1,

we conclude that

$$\lim_{t \rightarrow \infty} \sum_{i=1}^3 |x_i(t) - x_i^*(t)| = 0.$$

The solution x^* is thus globally asymptotically stable. \square

Remark 4.3. Consider the case where all parameters in (1.1) are constants.

Since

$$u_i(u, v) = (\alpha + \beta x_i^* + \gamma x_3^*)(\alpha + \beta u + \gamma v) \geq \alpha(\alpha + \beta u + \gamma v),$$

where $u_i (i = 1, 2)$ are defined in Theorem 4.2, it is easily seen that the condition (4.1) can be replaced by a simple one:

$$\begin{cases} b_{21} + \frac{\alpha \rho_1 + (\gamma \rho_1 + \beta \sigma_1) M_3^0}{\alpha(\alpha + \beta m_1^0 + \gamma M_3^0)} - b_{11} < 0, \\ b_{12} + \frac{\alpha \rho_2 + (\gamma \rho_2 + \beta \sigma_2) M_3^0}{\alpha(\alpha + \beta m_2^0 + \gamma M_3^0)} - b_{22} < 0, \\ \frac{\sigma_1(\alpha + \beta M_1^0)}{\alpha(\alpha + \beta M_1^0 + \gamma m_3^0)} + \frac{\sigma_2(\alpha + \beta M_2^0)}{\alpha(\alpha + \beta M_2^0 + \gamma m_3^0)} \\ - \frac{\gamma \rho_1 m_1^0}{\alpha(\alpha + \beta m_1^0 + \gamma M_3^0)} - \frac{\gamma \rho_2 m_2^0}{\alpha(\alpha + \beta m_2^0 + \gamma M_3^0)} < 0. \end{cases} \quad (4.4)$$

In applications, the condition (4.4) can be easily checked.

5. Numerical examples

In this section, we present some numerical examples. First, we give examples which show the permanence of all species and the decay of the predator species; second, examples which suggest possibility of global stability.

5.1. Examples for permanence and decay

Let us first observe an example that show that, if the dead rate of the predator species is sufficiently small, then all the species grow stably.

Set $a_1 = a_2 = 8, a_3 = 0.5, b_{11} = b_{22} = 4, b_{12} = 4 - \frac{1}{1+t^2}, b_{21} = 3 + \frac{1}{1+t^2}, \sigma_1 = 4 - \frac{1}{1+t}, \sigma_2 = 3 + \frac{1}{1+t}, \alpha = 1 + \frac{1}{1+t}, \beta = \frac{1+t}{2+t}, \gamma = 1, \rho_1 = \rho_2 = 2$.

It is easily seen that the assumptions of Theorem 3.2 and Corollary 3.3 are satisfied. We calculate 5000 trajectory values of (x_1, x_2, x_3) at $T = 100$,

where all initial values are randomly generated in the rectangular parallelepiped $[0.2, 10.2] \times [0.2, 10.2] \times [0.2, 10.2]$.

Figure 1 shows an ultimately bounded region of (1.1). It suggests that the system is permanent.

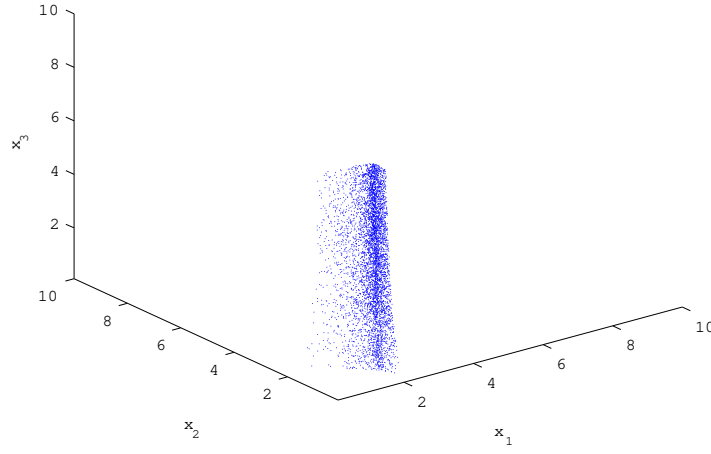


Figure 1: Ultimately bounded region of (1.1). Corresponding to 5000 different initial values, the densities of three species ultimately concentrate on this region.

Let us next observe an example showing that, if the dead rate of the predator species is sufficiently large, then the predator species falls into the decay.

Set $a_1 = 1, a_2 = 2, a_3 = 2, \rho_1 = 2, \rho_2 = 1$. The other parameters of (1.1) are taken the same to the above example.

Similarly to the above example, these parameters satisfy the assumptions of Theorem 3.4. We calculate 100 trajectories of (x_1, x_2, x_3) on $[0, 30]$, where all initial values are randomly generated in the rectangular parallelepiped $[0.2, 0.4] \times [0.2, 0.4] \times [0.2, 0.4]$. Figure 2 shows that all the trajectories of the density x_3 of the predator species tend to 0 in time.

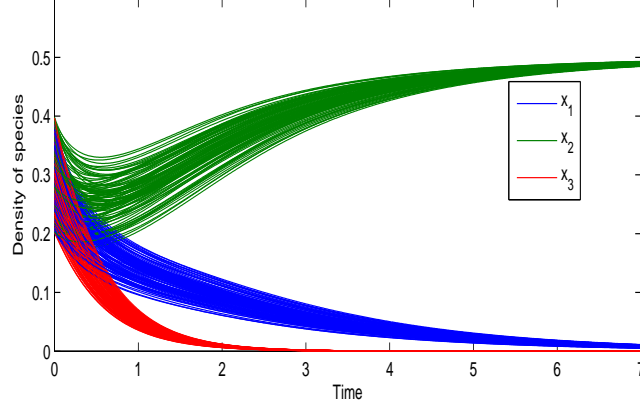


Figure 2: The density of three species. All 100 trajectories of x_3 approach zero in time, i.e. the predator species falls into decay.

5.2. Example for global stability

Let us observe an example that show the global stability of solutions of (1.1). Set $a_1 = 4, a_2 = 10, a_3 = 0.5, b_{11} = b_{22} = 4, \alpha = \beta = \gamma = b_{12} = b_{21} = 1; \sigma_1 = \sigma_2 = 0.1, \rho_1 = \rho_2 = 2$. A set of 150 initial values of $(x_1(0), x_2(0), x_3(0))$ is randomly generated in the rectangular parallelepiped $[0.1, 20.1] \times [0.1, 20.1] \times [0.1, 20.1]$.

The system (1.1) is hence of autonomous differential equations. It is easily checked that (1.1) possesses a unique stationary solution $x^* = (x_1^*, x_2^*, x_3^*)$ and that the assumptions of Theorem 4.2 is satisfied (note that the condition (4.1) is replaced by (4.4)).

We plot 150 trajectories of (x_1, x_2, x_3) corresponding to the set of initial values on $[0, 15]$ in Figure 3. It is seen that all the solutions of (1.1) converge to x^* in time.

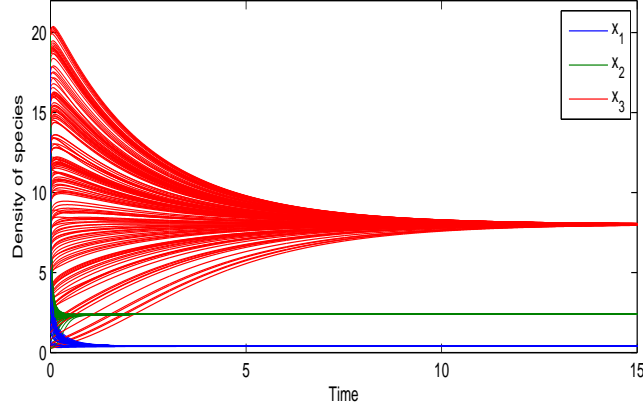


Figure 3: Global stability of (1.1). All the 150 solutions of (1.1) tend to a fixed point, i.e. the stationary solution x^* .

6. Conclusions

The non-periodic version of the one-predator two-prey system model presented in [14] has been studied. We showed the variation of density of each species caused other species by giving conditions for permanence, stability and decay of species.

Our system may be applied to the study of many biological phenomena in the real world. For examples, it can be used to predict the growth of lion, buffalo, and zebra species in the Serengeti ecosystem in Africa, or to propose a plan for the forest exploitation on deciduous and coniferous trees (e.g., the mixed coniferous deciduous forest of white birch aspens fir and spruce trees in the Superior National Forest, Minnesota, United States ([12])).

References

- [1] R. Arditi, L.R. Ginzburg, Coupling in predator-prey dynamics: ratio-dependence, J. Theoret. Biol. 139 (1989) 311-326.

- [2] R. Arditi, N. Perrin, H. Saiah, Functional response and heterogeneities: an experimental test with cladocerans, *OIKOS* 60 (1991) 69-75.
- [3] J.R. Beddington, Mutual interference between parasites or predators and its effect on searching efficiency, *J. Animal Ecol.* 44 (1975) 331-340.
- [4] R.S. Cantrell, C. Cosner, Effects of domain size on the persistence of populations in a diffusive food chain model with DeAngelis-Beddington functional response, *Natural Resource Modelling* 14 (2001) 335-367.
- [5] R.S. Cantrell, C. Cosner, *Spatial Ecology via Reaction-Diffusion Equations*, Wiley, Chichester, 2003.
- [6] D.L. DeAngelis, R.A. Goldstein, R.V. O'Neill, A model for trophic interaction, *Ecology* 56 (1975) 881-892.
- [7] P.M. Dolman, The intensity of interference varies with resource density: evidence from a field study with snow buntings, *Plectrophenax nivalis*, *Oecologia* 102 (1995) 511-514.
- [8] M.F. Elettrey, Two-prey one-predator model, *Chaos, Solitons & Fractals* 39 (2009) 2018-2027.
- [9] C.S. Holling, The components of predation as revealed by a study of small-mammal predation of the European pine sawfly, *Can. Entomol.* 91 (1959) 293-320.
- [10] T. Hwang, Global analysis of the predator-prey system with Beddington-DeAngelis functional response, *J. Math. Anal. Appl.* 281 (2003) 395-401.
- [11] C. Jost, S. Ellner, Testing for predator dependence in predator-prey dynamics: a nonparametric approach, *Proc. Roy. Soc. London Ser. B* 267 (2000) 1611-1620.
- [12] P.D. Miles, K. Jacobson, G.J. Brand, E. Jepsen, D. Meneguzzo, M.E. Mielke, C. Olson, C. Perry, R. Piva, B.T. Wilson, C. Woodall, Minnesota's

Forest, Resource Bulletin, NRS-12A, 96 pages, Minnesota Department of Natural Resources, 2007.

- [13] L.T.H. Nguyen, T.V. Ta, Dynamics of a stochastic ratio-dependent predator-prey model, *Anal. Appl.* 9 (2011) 329-344.
- [14] L.T.H. Nguyen, Q.H. Ta, T.V. Ta, Existence and stability of periodic solutions of a Lotka-Volterra system, *SICE International Symposium on Control Systems*, Tokyo, Japan, 712-4 (2015) 1-6.
- [15] S. Sharma, G.P. Samanta, Dynamical behaviour of a two prey and one predator system, *Differ. Equ. Dyn. Syst.* 22 (2014) 125-145.
- [16] G.T. Skalski, J.F. Gilliam, Functional responses with predator interference: viable alternatives to the Holling type II model, *Ecology* 82 (2001) 3083-3092.
- [17] T.V. Ta, Dynamics of species in a non-autonomous Lotka-Volterra system, *Acta Math. Acad. Paedagog. Nyhazi.* 25 (2009) 45-54.
- [18] T.V. Ta, A. Yagi, Dynamics of a stochastic predator-prey model with the Beddington-DeAngelis functional response, *Commun. Stoch. Anal.* 5 (2011) 371-386.
- [19] T.V. Ta, N.T. Hieu, Dynamics of species in a model with two predators and one prey, *Nonlinear Anal.* 74 (2011) 4868-4881.
- [20] A. Yagi, T.V. Ta, Dynamic of a stochastic predator-prey population, *Appl. Math. Comput.* 218 (2011) 3100-3109.