

The antiferromagnetic cross-coupled spin ladder: quantum fidelity and tensor networks approach

Xi-Hao Chen,^{1,2} Sam Young Cho,^{1,2} Murray T. Batchelor,^{1,3} and Huan-Qiang Zhou^{1,2}

¹Centre for Modern Physics, Chongqing University, Chongqing 400044, The People's Republic of China

²Department of Physics, Chongqing University, Chongqing 400044, The People's Republic of China

³Mathematical Sciences Institute and Department of Theoretical Physics,

Research School of Physics and Engineering, Australian National University, Canberra ACT 0200, Australia

We investigate the phase diagram of the cross-coupled Heisenberg spin ladder with antiferromagnetic couplings. For this model there have been conflicting results for the existence of the columnar dimer phase, which was predicted on the basis of weak coupling field theory renormalisation group arguments. The numerical work on this model has been based on various approaches, including exact diagonalization, series expansions and density-matrix renormalization group calculations. Using the recently developed tensor network states and ground-state fidelity approach for quantum spin ladders we find no evidence for the existence of the columnar dimer phase. We also provide an argument based on the symmetry of the Hamiltonian which suggests that the phase diagram for antiferromagnetic couplings consists of a single line separating the rung-singlet and Haldane phases.

PACS numbers: 75.10.Jm

I. INTRODUCTION

Geometric frustration induced by competing interactions in quantum systems produces increased quantum fluctuations resulting in a range of distinct quantum phases with potentially rich phase diagrams.¹ Such systems can be low-dimensional if there are a sufficient number of competing interactions, which need to be comparable in magnitude to induce frustration. The example which we examine here is the cross-coupled two-leg Heisenberg spin ladder. Spin ladder systems are of considerable importance in condensed matter physics and have thus been widely investigated, with a number of known ladder compounds realised in experiments.² The cross-coupled spin ladder has Hamiltonian

$$\begin{aligned}
 H(J_{\parallel}, J_{\perp}, J_{\times}) = & J_{\parallel} \sum_i (S_{1,i} \cdot S_{1,i+1} + S_{2,i} \cdot S_{2,i+1}) \\
 & + J_{\perp} \sum_i S_{1,i} \cdot S_{2,i} \\
 & + J_{\times} \sum_i (S_{1,i} \cdot S_{2,i+1} + S_{2,i} \cdot S_{1,i+1}), \quad (1)
 \end{aligned}$$

where $S_{1,i}$ and $S_{2,i}$ are spin-1/2 operators on rung i and legs 1 and 2. The parameters J_{\parallel} , J_{\perp} and J_{\times} are the intra leg, inter leg (rung) and cross exchange couplings, respectively. The spin ladder couplings are depicted in Fig. 1. We are most interested in competing antiferromagnetic couplings, for which there have been conflicting results for the precise nature of the phase diagram.

The cross-coupled ladder model in Eq. (1) has been in-

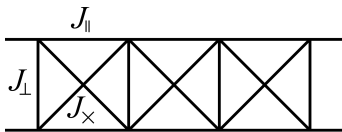


FIG. 1: The cross-coupled two leg spin ladder.

vestigated, using numerous methods, for over already two decades.^{3–25} After some debate it now appears settled that the phase diagram for antiferromagnetic couplings consists of a phase boundary separating rung-singlet and Haldane phases. As emphasized,²⁰ the entire region above the transition line is in the rung-singlet phase, being continuously related to the exactly solvable line $J_{\times} = J_{\parallel}$ along which an exact rung-singlet state is the ground-state in this phase. The entire region below the transition line is in the Haldane phase, being continuously related to the point $(J_{\times}/J_{\parallel} = 1, J_{\perp}/J_{\parallel} = 0)$ at which the ladder is equivalent to a spin-1 chain.^{3–7}

The debate centred over the existence or not of a columnar dimer (CD) phase intermediate between the rung-singlet and Haldane phases which was predicted on the basis of weak coupling field theory renormalisation group arguments.¹⁷ This phase is between $J_{\perp} \approx 2J_{\times} - (5J_{\times}^2)/(\pi^2 J_{\parallel})$ and $J_{\perp} \approx 2J_{\times} - (J_{\times}^2)/(\pi^2 J_{\parallel})$.¹⁷ Subsequent numerical work motivated by this prediction disputed the existence of the CD phase.^{18,20} On the other hand, further numerical work provided evidence supporting the existence of the CD phase.^{21,22} In particular, the CD phase was claimed to exist in the range $0.373 \leq J_{\perp} \leq 0.386$ for $J_{\times} = 0.2$.²² This point was further addressed by more extensive density-matrix renormalization group (DMRG) calculations in the range $0.36 \leq J_{\perp} \leq 0.4$ for $J_{\times} = 0.2$, from which it was concluded that the CD phase does not appear.²⁴ The most recent work highlighted the fundamental limitations of the DMRG method when applied to the cross-coupled ladder.²⁴ Nevertheless, the existence of the CD phase in this model is beyond dispute for ferromagnetic couplings, as confirmed by a number of studies.^{22,23,25}

An efficient tensor network algorithm has been developed for spin ladder systems which generates ground-state wave functions for infinite length quantum spin ladders.²³ In general, tensor networks have proven to be a convenient means to represent wave functions of quantum many-body lattice systems,²⁶ and in particular, to calculate quantum fidelity as a measure of quantum state distinguishability. The ground-state fidelity per lattice site based on tensor networks has thus been established as a powerful tool to study quantum phase

transitions regardless of what type of internal order exists in the quantum states. It has been demonstrated to directly (i) capture phase transition points due to changes of ground-state wave functions in the vicinity of quantum critical points^{27–30} and (ii) detect degenerate ground-states due to spontaneous symmetry breaking.^{31–33} The quantum fidelity approach can thus be utilized to provide evidence for the existence or not of the CD phase, because by its definition,^{17,22,23,25} the CD phase is to be induced by a spontaneous breaking of lattice translational symmetry. Motivated by the conflicting results for the existence of the CD phase in the antiferromagnetic regime and the advantages of the quantum fidelity and tensor networks approach, we have examined the cross-coupled ladder model, paying particular attention to the previously studied line $J_{\times} = 0.2$.

The paper is organised as follows. In Sec. II we outline the numerical procedure for the tensor network based quantum fidelity approach for the cross-coupled spin ladder and define the relevant order parameters. Our numerical results using this method are also presented. Concluding remarks are given in Sec. III.

II. NUMERICAL PROCEDURE AND RESULTS

The ground-state fidelity and tensor network states approach has been developed to study the criticality and phase diagrams of ladder models in Ref. 23. We refer to that paper for technical details. The tensor network representation suitable to describe the ground-state wave function of an infinite-size spin ladder is a particular case of projected entangled-pair states (PEPS)³⁴ adapted to the geometry of the spin ladder system. For the two-leg ladder one needs to update four different four-index tensors. In this prescription the updating procedure is closely connected to the infinite PEPS algorithm³⁵ and the translationally invariant MPS algorithm.³⁶ The computational cost scales as \mathbb{D}^6 where \mathbb{D} is the truncation dimension. For the two-leg Heisenberg spin ladder it was demonstrated that the tensor network approach could very accurately determine the ground-state wave function, with truncation dimension $\mathbb{D} = 6$ outperforming the DMRG results.²³

A. Ground-state fidelity per lattice site

1. Phase transition point

For the cross-coupled spin ladder in Eq. (1) we set $J_{\parallel} = 1$, fix J_{\times} and vary J_{\perp} as control parameter. With a randomly chosen initial state in the tensor network representation, the updating algorithm of the tensors until the saturation of the energy in Ref. 23 allows us to obtain the ground-states of the spin ladder. For a given J_{\perp} with $J_{\times} = 0.2$, we calculate the ground-state $|\psi(J_{\perp})\rangle$. In general, one can consider the quantum fidelity $F(|\psi(J_{\perp})\rangle, |\phi\rangle) = |\langle\psi(J_{\perp})|\phi\rangle|$ which is the overlap function between the calculated ground-state $|\psi(J_{\perp})\rangle$ and an arbitrary reference state $|\phi\rangle$. The quantum fidelity scales as $F(|\psi(J_{\perp})\rangle, |\phi\rangle) \sim d(|\psi(J_{\perp})\rangle, |\phi\rangle)^L$, where L is the system size.

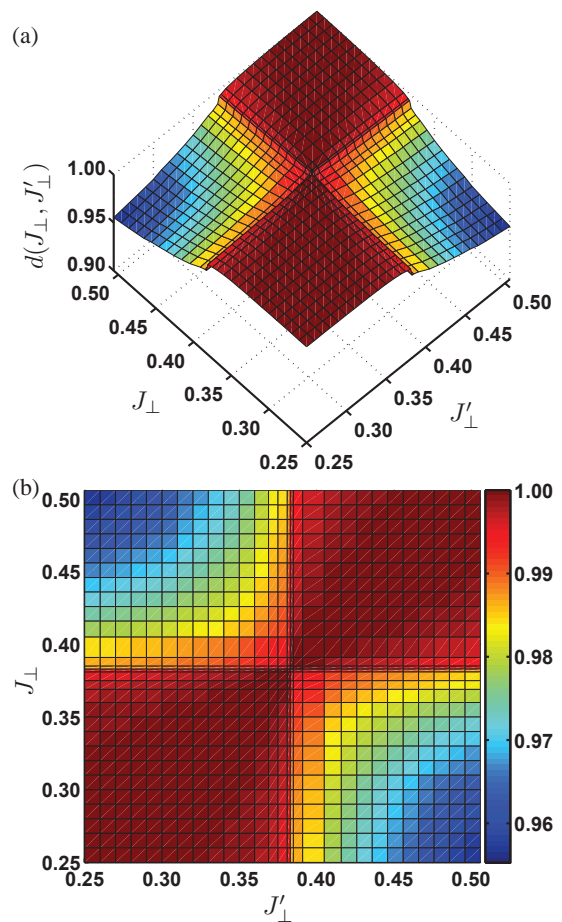


FIG. 2: (color online) The ground-state fidelity per lattice site $d(J_{\perp}, J'_{\perp})$ as a function of J_{\perp} and J'_{\perp} for the cross-coupled spin ladder with coupling $J_{\times} = 0.2$. (a) A continuous phase transition point $J'_{\perp} \simeq 0.383$ is identified as a pinch point $(J_{\perp}^c, J'_{\perp}^c)$ on the fidelity surface. Two different phases are thus identified: the Haldane phase for $J_{\perp} < J_{\perp}^c$ and the rung singlet phase for $J_{\perp} > J_{\perp}^c$. (b) The corresponding planar view.

Following Ref. 31, the fidelity per lattice site can be defined as

$$\ln d(|\psi(J_{\perp})\rangle, |\phi\rangle) = \lim_{L \rightarrow \infty} \frac{\ln F(|\psi(J_{\perp})\rangle, |\phi\rangle)}{L}. \quad (2)$$

It satisfies properties inherited from the characteristics of the fidelity $F(|\psi(J_{\perp})\rangle, |\phi\rangle)$, namely (i) normalization $d(|\psi(J_{\perp})\rangle) = |\langle\psi(J_{\perp})|\psi(J_{\perp})\rangle| = 1$ and (ii) range $0 \leq d(|\psi(J_{\perp})\rangle, |\phi\rangle) \leq 1$.

When the arbitrary reference is chosen as a ground-state of the spin ladder, the ground-state fidelity per lattice site has been demonstrated to be a universal marker for detecting the existence of quantum phase transitions, which are characterized by a pinch point on the fidelity surface, irrespective of the dimensionality of the system.^{27–30} For our system, then, one can choose the reference state $|\phi\rangle = |\psi(J'_{\perp})\rangle$ to find a pinch point, i.e., a phase transition point. In this case, the fidelity per lattice site satisfies one more property, namely (iii) symmetry $d(J_{\perp}, J'_{\perp}) = d(J'_{\perp}, J_{\perp})$. In Fig. 2, we plot the fidelity surface

$d(|\psi(J_{\perp}), |\psi(J'_{\perp})\rangle)$ as a function of the rung coupling computed with truncation dimension $\mathbb{D} = 24$. The fidelity surface satisfies the symmetry property for exchanging J_{\perp} and J'_{\perp} . We find a pinch point at $(J_{\perp}, J'_{\perp}) = (0.383, 0.383)$ in the parameter range $0.25 \leq J_{\perp} \leq 0.5$ with $J_{\times} = 0.2$ and $J_{\parallel} = 1$. The pinch point at $(J_{\perp}, J'_{\perp}) = (0.383, 0.383)$ implies that a continuous phase transition occurs at $J_{\perp}^c \simeq 0.383$. Most importantly, only one pinch point in the fidelity surface is observed in the parameter range, which indicates that there are two characteristic phases. However, the CD phase was predicted to be intermediate between the rung-singlet and Haldane phases.¹⁷ In other words, the existence of the CD phase implies that there should be two pinch points in the parameter range. Consequently, the observed single pinch point on the fidelity surface indicates the non-existence of the CD phase in the parameter range.

2. Detecting non-degenerate ground-state

One can make a further check on the existence of the CD phase, which has not been applied to ladder models before. According to the Landau theory for quantum phase transitions, if a phase can be characterized by a local order parameter, the phase is induced by a spontaneous symmetry breaking and, as a consequence, the system should have degenerate ground-states in the phase. If this theory is applicable for the CD phase, the CD phase should have degenerate ground-states. Because the CD local order parameter¹⁸ is given by

$$O_{CD} = \frac{1}{2} \sum_{\alpha=1,2} \langle S_{\alpha,i} \cdot S_{\alpha,i+1} - S_{\alpha,i+1} \cdot S_{\alpha,i+2} \rangle, \quad (3)$$

the CD phase should be responsible for two degenerate ground-states. It vanishes in the rung-singlet and Haldane phases. This local order parameter should be nonzero in the CD phase and is thus a measure of the existence of the CD phase.

To determine the existence of the CD phase, then, we need to detect degenerate ground-states. The ground-state fidelity per lattice site has been utilized in detecting degenerate ground-states for spontaneous symmetry breaking.³¹⁻³³ To apply this scheme here, for a fixed system parameter, we need to calculate ground-states repeatedly with n differently chosen initial states for the tensor network representation. Particularly, the system parameters are chosen to be $J_{\perp} = 0.379$ with $J_{\parallel} = 1$ for $J_{\times} = 0.2$, because these values were suggested to be in the CD phase.²² For our numerical study, the initial states have been chosen randomly and used to calculate ground-states with the truncation dimension $\mathbb{D} = 12$. The reference state $|\phi\rangle$ has been also chosen randomly and has been kept to calculate the fidelity, which allows us to distinguish different ground-states with the same saturated energy in the numerical calculation. In Fig. 3(a) we plot the fidelity per lattice site d for the number of initial trial states n . Twenty initial trial states are here presented to produce the same ground-state because there is only one observed value for the fidelity per lattice site d . As a result, for this set of system parameters, the

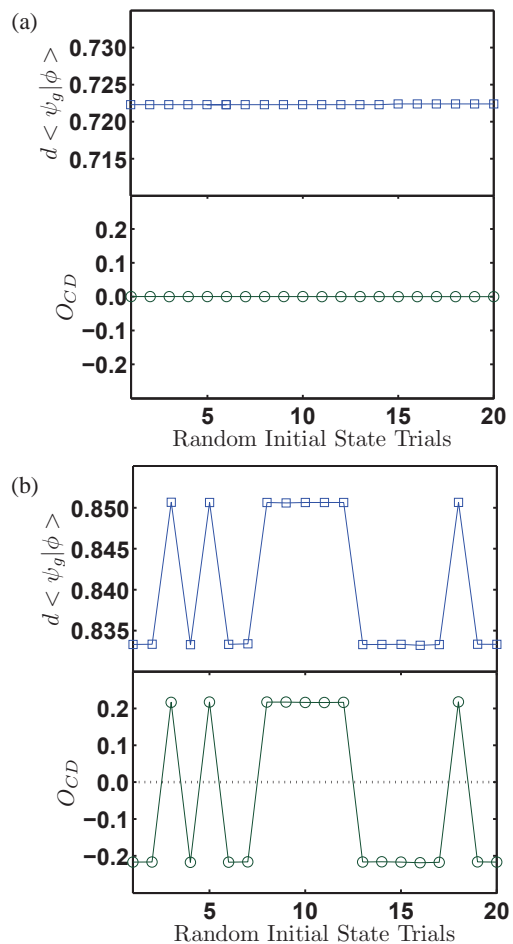


FIG. 3: (color online) Fidelity per lattice site d between the ground-state and a reference state. The horizontal axis denotes the number n of the random initial state used to construct the ground-state. Also show is the corresponding local order parameter O_{CD} . (a) Antiferromagnetic parameter values $J_{\parallel} = 1$, $J_{\perp} = 0.379$ and $J_{\times} = 0.2$. In this case both the fidelity per site and order parameter exhibit one distinct value indicative of a non-degenerate ground-state. (b) Ferromagnetic parameter values $J_{\parallel} = 1$, $J_{\perp} = -1.6$ and $J_{\times} = -0.7$. This point is known to be in the CD phase for ferromagnetic couplings. In the CD phase it is clearly observed that there exist two degenerate ground-states corresponding to the two values of d and O_{CD} .

system does not undergo any spontaneous symmetry breaking and has a non-degenerate ground-state, which implies non-existence of the CD phase. The vanishing local order parameter O_{CD} in Fig. 3(a) also manifests the non-existence of the CD phase.

In contrast to the case of antiferromagnetic couplings, the CD phase is known to exist for ferromagnetic couplings (J_{\perp} and $J_{\times} < 0$).^{22,23,25} In order to compare with our results for antiferromagnetic couplings, we calculate degenerate ground-states for the parameter values $J_{\parallel} = 1$, $J_{\perp} = -1.6$ and $J_{\times} = -0.7$. These values are known to be deep in the CD phase for ferromagnetic couplings.^{22,23,25} In Fig. 3(b), we plot the fidelity per lattice site d for the number of initial trial states

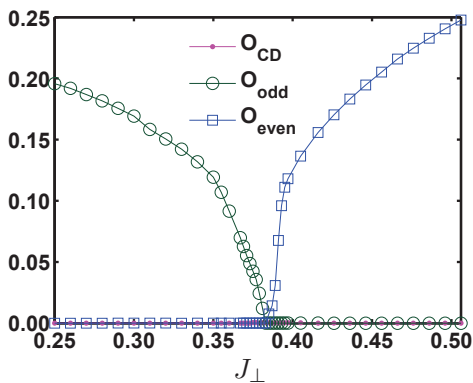


FIG. 4: (color online) The string order parameters O_{odd} and O_{even} and the local order parameter O_{CD} as a function of J_{\perp} for the cross-coupled spin ladder with coupling $J_{\times} = 0.2$. Thin lines are guides to the eye. The system clearly exhibits the Haldane phase for $J_{\perp} < 0.383$ and the rung singlet phase for $J_{\perp} > 0.383$. The local order parameter O_{CD} is zero, indicating the absence of the CD phase.

n . In the CD phase it is clearly observed in the same way that there exist two degenerate ground-states corresponding to the two values of d . In fact, for a large enough number of random initial state trials, the probability $P(n)$ of each degenerate ground-state approaches $1/2$, i.e., $\lim_{n \rightarrow \infty} P(n) = 1/2$. This gives an explicit detection of the two degenerate ground-states for the CD phase which originate from a Z_2 spontaneous symmetry breaking. Moreover, as expected, the local order parameter O_{CD} exhibits two distinct values that have the same amplitude and opposite sign, i.e., $O_{\text{CD}}^{(1)} = -O_{\text{CD}}^{(2)}$, where the local order parameters $O_{\text{CD}}^{(1)}$ and $O_{\text{CD}}^{(2)}$ are calculated from the two degenerate ground-states $|\psi_g^{(1)}\rangle$ and $|\psi_g^{(2)}\rangle$, respectively. The relation between the two local order parameters manifests a Z_2 symmetry breaking for the two degenerate ground-states. Consequently, the sharp contrast between Fig. 3(a) and Fig. 3(b) lends further weight to there being no CD phase for antiferromagnetic couplings.

B. String order parameters

Order parameters for distinguishing between the rung-singlet and Haldane phases are nonlocal string order parameters.³⁷ For two-leg spin ladders, we investigate the string order parameters O_{odd} and O_{even} defined by^{10,13}

$$O_p = - \lim_{|i-j| \rightarrow \infty} \langle S_{p,i}^z \exp \left(i\pi \sum_{l=i+1}^{j-1} S_{p,l}^z \right) S_{p,j}^z \rangle, \quad (4)$$

where $p = \text{odd/even}$ with $S_{\text{odd},i} = S_{1,i}^z + S_{2,i}^z$ and $S_{\text{even},i} = S_{1,i}^z + S_{2,i+1}^z$. The order parameters O_{odd} and O_{even} are each non-zero in one phase and vanish in the other. More specifically, O_{odd} vanishes in the rung-singlet phase and O_{even} vanishes in the Haldane phase. Also, O_{CD} vanishes in the rung-singlet and Haldane phases. The behaviour of the three order parameters can thus also be used as a means of locating the quantum critical point and the range of each phase.

In the previous subsection, we obtained the ground-states $|\psi(J_{\perp})\rangle$ as a function of J_{\perp} for $J_{\parallel} = 1$ and $J_{\times} = 0.2$ with truncation dimension $\mathbb{D} = 24$ to obtain the ground-state fidelity per lattice site in Fig. 2. In Fig. 4, we calculate and plot the order parameters from the ground-states in Fig. 2. Note that the local order parameter O_{CD} is zero for the parameter range. Also, both the even/odd string order parameters $O_{\text{even}}/O_{\text{odd}}$ vanish at $J_{\perp}^c \approx 0.383$. The string order parameters clearly identify the Haldane phase for $J_{\perp} < 0.383$ and the rung singlet phase for $J_{\perp} > 0.383$. As is detected from the pinch point on the fidelity surface in Fig. 2, the behavior of order parameters shows that a continuous phase transition occurs at $J_{\perp}^c \approx 0.383$. Consequently, the order parameters in Fig. 4 show further that there is no evidence for the CD phase.

III. CONCLUSION

We have examined the phase diagram of the cross-coupled Heisenberg spin ladder in Eq.(1) with antiferromagnetic couplings using the recently developed tensor network states and ground-state fidelity approach for quantum spin ladders.²³ This method has been demonstrated to be particularly effective for identifying quantum phases and transition points. We examined the particular coupling region $0.36 \leq J_{\perp} \leq 0.4$ for $J_{\times} = 0.2$ for which there have been conflicting results for the existence of the CD phase. We identified a continuous phase transition at the value $J_{\perp}^c \approx 0.383$ and clearly observed the Haldane and rung-singlet phases. However, we did not find any evidence for the existence of the CD phase. This conclusion was further supported by the use of a related spontaneous symmetry breaking method, which we tested in the vicinity of the critical point and for comparison in a region with ferromagnetic couplings where the CD phase is known to exist.

A particular symmetry of the Hamiltonian in Eq. (1) poses a strong constraint on the nature of the phase diagram for this model. It was observed that $H(J_{\parallel}, J_{\perp}, J_{\times}) = H(J_{\times}, J_{\perp}, J_{\parallel})$,⁷ which is readily seen to be evident by inspection of the Hamiltonian. Defining the variables $y_{\perp} = J_{\perp}/J_{\parallel}$ and $y_{\times} = J_{\times}/J_{\parallel}$ this symmetry implies the “duality” relation $H(1, y_{\perp}, y_{\times}) = y_{\times} H(1, y_{\perp}/y_{\times}, 1/y_{\times})$. Thus the phase diagram for $y_{\times} \leq 1$ maps to the values^{7,20}

$$y_{\perp} \rightarrow y_{\perp}/y_{\times}, \quad y_{\times} \rightarrow 1/y_{\times}. \quad (5)$$

Consequently if the CD phase were to exist in the region $0.36 \leq J_{\perp} \leq 0.4$ for $J_{\times} = 0.2$, then there must also be phase boundaries in the corresponding region $1.8 \leq J_{\perp} \leq 2.0$ for $J_{\times} = 5$. Yet no further phase boundaries have been observed in this region, which is consistent with the evidence for a single phase boundary, with no intermediate phase, between the rung-singlet and Haldane phases. It thus seems plausible to rule out the existence of the CD phase in the antiferromagnetic region on symmetry arguments alone.

It appears then that the only contentious point remaining for the cross-coupled spin ladder with antiferromagnetic couplings is identifying the order of the transition along the phase boundary. It is clear that along this line a singlet-singlet gap vanishes between the gapped Haldane and rung-singlet

phases. The early analytic and numerical results were consistent with the transition being first order for both weak and strong interchain couplings.^{7,10,13} However, later work suggested the transition was continuous for weak interchain coupling, becoming first order for stronger coupling.^{12,18} It has also been concluded that the transition is first order along the whole line.²⁰ Here we have seen that the transition is continuous at $J_x = 0.2$, $J_\perp = 0.383$. This supports there being some crossover point(s) on the phase boundary separating lines of continuous and first order transitions. Such a point is known to exist for the zig-zag ladder model, or equivalently the J_1 - J_2

spin chain, which exhibits a single line of first order transitions for weak couplings crossing over to second order transitions for strong couplings.²⁰ The precise clarification of this issue for the cross-coupled spin ladder deserves further study.

Acknowledgements. XHC acknowledges support from the Fundamental Research Funds for the Central Universities (Project No.: 106112015CDJRC131215). MTB gratefully acknowledges support from Chongqing University and the 1000 Talents Program of China. This work is supported in part by the National Natural Science Foundation of China (Grant No. 11374379 and 11174375).

-
- ¹ See, e.g., reviews on various aspects in *Frustrated Spin Systems*, edited by H. T. Diep (World Scientific, Singapore, 2005); *Quantum Magnetism*, edited by U. Schollwöck, J. Richter, D. J. J. Farnell and R. F. Bishop, Lect. Notes Phys. **645** (Springer, Berlin, 2004).
- ² For reviews, see, e.g., E. M. Dagotto and T. M. Rice, *Science* **271**, 618 (1996); E. Dagotto, *Rep. Prog. Phys.* **62**, 1525 (1999); M. T. Batchelor, X.-W. Guan, N. Oelkers and Z. Tsuboi, *Adv. Phys.* **56**, 465 (2007).
- ³ M. P. Gelfand, *Phys. Rev. B* **43**, 8644 (1991).
- ⁴ I. Bose and S. Gayen, *Phys. Rev. B* **48**, 10653 (1993).
- ⁵ Y. Xian, *Phys. Rev. B* **52**, 12485 (1995).
- ⁶ H. Kitatani and T. Oguchi, *J. Phys. Soc. Jpn.* **65**, 1387 (1996).
- ⁷ W. H. Zheng, V. Kotov, and J. Oitmaa, *Phys. Rev. B* **57**, 11439 (1998).
- ⁸ A. K. Kolezhuk and H.-J. Mikeska, *Int. J. Mod. Phys. B* **05**, 2325 (1998).
- ⁹ D. Allen, F. H. L. Essler and A. A. Nersesyan, *Phys. Rev. B* **61**, 8871 (2000).
- ¹⁰ E. H. Kim, G. Fáth, J. Sólyom and D. J. Scalapino, *Phys. Rev. B* **62**, 14965 (2000).
- ¹¹ A. Honecker, F. Mila and M. Troyer, *Eur. Phys. J. B* **15**, 227 (2000).
- ¹² X. Q. Wang, *Mod. Phys. Lett. B* **14**, 327 (2000).
- ¹³ G. Fáth, Ö. Legeza and J. Sólyom, *Phys. Rev. B* **63**, 134403 (2001).
- ¹⁴ T. Hakobyan, J. H. Hetherington and M. Roger, *Phys. Rev. B* **63**, 144433 (2001).
- ¹⁵ A. A. Nersesyan and A. M. Tsvelik, *Phys. Rev. B* **67**, 024422 (2003).
- ¹⁶ M. Nakamura, *Physica B* **329-333**, 1000 (2003).
- ¹⁷ O. A. Starykh and L. Balents, *Phys. Rev. Lett.* **93**, 127202 (2004).
- ¹⁸ H.-H. Hung, C.-D. Gong, Y.-C. Chen and M.-F. Yang, *Phys. Rev. B* **73**, 224433 (2006).
- ¹⁹ M. Azzouz and B. W. Ramakko, *Can. J. Phys.* **86**, 509 (2008).
- ²⁰ E. H. Kim, Ö. Legeza and J. Sólyom, *Phys. Rev. B* **77**, 205121 (2008).
- ²¹ G.-H. Liu, H.-L. Wang and G.-S. Tian, *Phys. Rev. B* **77**, 214418 (2008).
- ²² T. Hikihara and O. A. Starykh, *Phys. Rev. B* **81**, 064432 (2010).
- ²³ S.-H. Li, Q.-Q. Shi, Y.-H. Su, J.-H. Liu, Y.-W. Dai and H.-Q. Zhou, *Phys. Rev. B* **86**, 064401 (2012).
- ²⁴ G. Barcza, Ö. Legeza, R. M. Noack and J. Sólyom, *Phys. Rev. B* **86**, 075133 (2012).
- ²⁵ G.-H. Liu, X.-Y. Deng and R. Wen, *Physica B* **407**, 2068 (2012).
- ²⁶ For a recent review, see R. Orús, *Annals of Physics* **349**, 117 (2014).
- ²⁷ H.-Q. Zhou and J. P. Barjaktarevic, *J. Phys. A* **41**, 412001 (2008).
- ²⁸ H.-Q. Zhou, J.-H. Zhao and B. Li, *J. Phys. A* **41**, 492002 (2008).
- ²⁹ J.-H. Zhao, H.-L. Wang, B. Li and H.-Q. Zhou, *Phys. Rev. E* **82**, 061127 (2010).
- ³⁰ H.-Q. Zhou, R. Orús and G. Vidal, *Phys. Rev. Lett.* **100**, 080601 (2008).
- ³¹ Y.-H. Su, B.-Q. Hu, S.-H. Li and S. Y. Cho, *Phys. Rev. E* **88**, 032110 (2013).
- ³² Y.-W. Dai, S. Y. Cho, M. T. Batchelor and H.-Q. Zhou, *Phys. Rev. E* **89**, 062142 (2014).
- ³³ H.-T. Wang, S. Y. Cho and M. T. Batchelor, arXiv:1508.01316
- ³⁴ F. Verstraete and J. I. Cirac, arXiv:cond-mat/0407066.
- ³⁵ J. Jordan, R. Orús, G. Vidal, F. Verstraete and J. I. Cirac, *Phys. Rev. Lett.* **101**, 250602 (2008).
- ³⁶ B. Pirvu, F. Verstraete and G. Vidal, *Phys. Rev. B* **83**, 125104 (2011).
- ³⁷ M. den Nijs and K. Rommelse, *Phys. Rev. B* **40**, 4709 (1989).