

Minority population in the one-dimensional Schelling model of segregation *

George Barmpalias

Richard Elwes

Andy Lewis-Pye

November 16, 2021

Abstract. The Schelling model of segregation looks to explain the way in which a population of agents or particles of two types may come to organise itself into large homogeneous clusters, and can be seen as a variant of the Ising model in which the system is subjected to rapid cooling. While the model has been very extensively studied, the unperturbed (noiseless) version has largely resisted rigorous analysis, with most results in the literature pertaining to versions of the model in which noise is introduced into the dynamics so as to make it amenable to standard techniques from statistical mechanics or stochastic evolutionary game theory.

We rigorously analyse the one-dimensional version of the model in which one of the two types is in the minority, and establish various forms of threshold behaviour. Our results are in sharp contrast with the case when the distribution of the two types is uniform (i.e. each agent has equal chance of being of each type in the initial configuration), which was studied in [BIKK12, BELP14].

George Barmpalias

State Key Lab of Computer Science, Institute of Software, Chinese Academy of Sciences, Beijing, China.
School of Mathematics, Statistics and Operations Research, Victoria University of Wellington, New Zealand.
E-mail: barmpalias@gmail.com. *Web:* <http://barmpalias.net>

Richard Elwes

School of Mathematics, University of Leeds, LS2 9JT Leeds, United Kingdom.
E-mail: r.h.elwes@leeds.ac.uk. *Web:* <http://richardelwes.co.uk>

Andy Lewis-Pye

Department of Mathematics, Columbia House, London School of Economics, Houghton Street, London, WC2A 2AE, United Kingdom.
E-mail: A.Lewis7@lse.ac.uk. *Web:* <http://aemlewis.co.uk>

*Authors are listed alphabetically. Barmpalias was supported by the 1000 Talents Program for Young Scholars from the Chinese Government, and the Chinese Academy of Sciences (CAS) President's International Fellowship Initiative No. 2010Y2GB03. Additional support was received by the CAS and the Institute of Software of the CAS. Partial support was also received from a Marsden grant of New Zealand and the China Basic Research Program (973) grant No. 2014CB340302. Lewis-Pye was supported by a Royal Society University Research Fellowship. We would like to thank Pan Peng and Zhang Wei from the Institute of Software of the CAS, for helpful discussions.

1 Introduction

The economist Thomas Schelling introduced his model of segregation in [Sch69] (developed later in [Sch71a, Sch71b]), with the explicit intention of explaining the phenomenon of racial segregation in large cities. Perhaps the earliest agent-based model studied by economists, since then it has become an archetype of agent-based modelling, prominently featuring in libraries of modelling software tools such as NetLogo [Wil99] and often being the subject of experimental analysis and simulations in the modeling and AI communities [CMGP13, CM11, Fos06, GB02, Sch07, YÖ09, HCSB11, dSGL07, EA96]. Many versions of the model have been analysed theoretically, from a number of different viewpoints and disciplines: statistical mechanics [DCM08, CFL09] and [Ber12, Section 3.1], evolutionary game theory [You98, Zha04a, Zha04b, Zha11] the social sciences [CF08, Cla91, SSD00], and more recently computer science and AI [CACP07, BMR14, BIKK12, BELP14]. It was observed in [BIKK12], however, that despite the vast amount of work that has been done on the Schelling model in the last 40 years, rigorous mathematical analyses in the previous literature generally concern altered versions of the model, in which noise is introduced in the dynamics, i.e. where one allows that agents may make non-rational decisions that are detrimental to their welfare with small probability. The introduction of such ‘perturbations’ may be justifiable from a ‘bounded rationality’ standpoint.

The model (which will be formally defined shortly) concerns a population of agents arranged geographically, each being of one of two types. Each agent has a certain neighbourhood around them that they are concerned with, and also an intolerance parameter $\tau \in [0, 1]$ which we shall assume here to be the same for all agents. An agent’s behaviour is dictated by the proportion of the agents in their neighbourhood which are of its own type. So long as this proportion is $\geq \tau$ the agent may be considered ‘happy’ and will not move. Starting with a random configuration, one then considers a discrete time dynamical process. At each stage unhappy agents may be given the opportunity to move, swapping positions with another agent, so as to increase the proportion of their own type within their neighbourhood. Now one might justify a perturbed version of these dynamics, in which agents will occasionally move in such a way as to decrease their utility (i.e. the proportion of their own type within their neighbourhood) by arguing, for example, that it is reasonable to suppose that only incomplete information about the make-up of each neighbourhood is available to the agents. It is a fact, however, that

- (a) the methods used for the analysis of the perturbed models do not apply to the unperturbed model;
- (b) the segregation that occurs in the perturbed models is often very different than in the unperturbed model.

In the unperturbed models the underlying Markov chain does not have the regularities that are found in the perturbed case (e.g. the Markov process is irreversible). The presence of a large variety of absorbing states means that entirely different and more combinatorial methods are now required. Beyond the basic aim of a rigorous analysis for these unperturbed models, which have been so extensively studied via simulations, further motivation is provided by the fact that the Schelling model is part of a large family of models, arising in a broad variety of contexts—spin glass models, Hopfield nets, cascading phenomena as studied by those in the networks community—all of which look to understand the discrete time dynamics of competing populations on underlying network structures of one kind or another, and for many of which the unperturbed dynamics are of significant interest. The hope is that techniques developed in analysing unperturbed Schelling segregation may pave the way for similar analyses in these variants of the model.

The first rigorous analysis of an unperturbed Schelling model was described by Brandt, Immorlica, Kamath, and Kleinberg in [BIKK12]. In this work it was also demonstrated that the eventual state of the process

Table 1: Parameters of the Schelling model and the main result.

Parameter	Symbol	Range	Process parameters	Segregation
Population	n	\mathbb{N}	$\tau < \lambda_0$ & $\rho < \lambda_0$	Negligible
Neighbourhood radius	w	$[0, n]$	$\tau \leq \kappa_0$ & $\rho < 0.5$	Negligible
Tolerance threshold	τ	$[0, 1]$	$\tau \leq 0.5$ & $\rho \leq 0.25$	Negligible
Expected/Actual minority proportion	ρ/ρ_*	$[0, 1]$	$\tau > 0.5$ & $\rho \leq 0.5$	Complete

differs significantly from the stochastically stable states of the perturbed models. This study focused on the one-dimensional Schelling model and provided an asymptotic analysis, in the sense that the results hold with arbitrarily high probability for all sufficiently large neighbourhoods and population. More significantly, however, it dealt only with the symmetric case where intolerance parameter $\tau = 0.5$ (i.e. an agent is happy when at least 50% of the agents in its neighbourhood are of its own type). In [BELP14] a much more general analysis of the unperturbed one-dimensional Schelling model for $\tau \in [0, 1]$ was provided. In fact it was shown there that various forms of surprising threshold behaviour exist. A significant symmetry assumption underlying the results in [BIKK12, BELP14] is that the populations of the two types of agents are assumed to be uniform (i.e. each agent has equal chance of being of each type in the initial configuration). Indeed, there is no rigorous study of the unperturbed spacial proximity model with swapping agents for the rather realistic case where the distribution of the two types of agents is skewed. In fact, the question as to what type of segregation occurs with a skewed population distribution was raised by Brandt, Immorlica, Kamath, and Kleinberg in [BIKK12, Section 4] as well as in popular expositions of the Schelling model like [Hay13].

The purpose of the present work is to give an answer to this question. We show that complete segregation is the likely outcome if and only if the intolerance parameter is larger than 0.5. Moreover in the case that the minority type is at most 25%, there is a dichotomy between complete segregation and almost complete absence of segregation.

1.1 Definition of the model

Schelling’s model of residential segregation belongs to a large family of agent-based models, where a system of competitive agents perform actions in order to increase their personal welfare, while possibly decreasing the welfare of other individuals. This phenomenon roughly corresponds to the so-called *spontaneous order approach*¹ in economics literature, which studies the emergence of norms from the endogenous agreements among rational individuals.

The Schelling model that we study is a direct generalisation of that in [BIKK12] and also that studied by the authors in [BELP14]. The one-dimensional model with parameters n, w, τ, ρ (as listed in Table 1) is defined as follows. We consider n individuals which occupy an equal number of *sites* $0, \dots, n - 1$ (ordered clockwise) on a circle. Each of the individuals belongs to one of the two types α and β . The type assignment of individuals is independent and identically distributed (i.i.d.), with each individual having probability ρ of being type β . Without loss of generality we always assume that $\rho \leq 0.5$, i.e. that the individuals of type

¹This contrasts the *mechanism design approach* which studies the exogenous (a priori) design of regulations in order to achieve desired properties in a system of interacting agents.

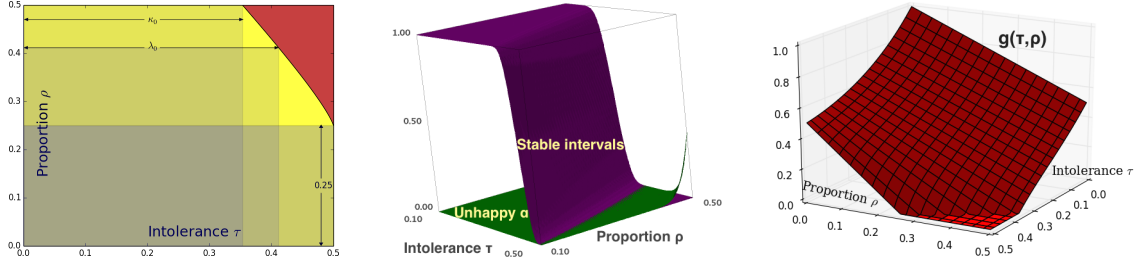


Figure 2: Threshold behaviour when τ, ρ are in $[0, 0.5]$. The two-dimensional axes refer to τ and ρ . In the first figure, the process is static except for the (τ, ρ) in the small area at the top right corner. The second figure is a plot of \mathbb{P}_{stab} and $\mathbb{P}_{\text{unhap}}$ (for $w=100$) as functions of (τ, ρ) . The third figure is a plot of $g(\tau, \rho)$ for $w=100$.

β are the expected minority (so long as $\rho \neq 0.5$). This random type assignment takes place at stage 0 of the process, and defines the *initial state*. At the end of stage 0, we let ρ_* be the *actual* proportion of the individuals that are of type β .

Unless stated otherwise, addition and subtraction on indices for sites are performed modulo n . Given two sites u, v in any configuration of the individuals on the circle, the interval $[u, v]$ consists of the individuals that occupy sites between u and $(u + v) \bmod n$ (inclusive). For example, if $0 \leq v < u < n$ then we let $[u, v]$ denote the set of nodes $[u, n - 1] \cup [0, v]$ (while $[v, u]$ is, of course, understood in the standard way). When we talk about a particular configuration, we identify each individual with the site it occupies, referring to both entities as a *node*. The *neighbourhood* of node u consists of the interval $[(u - w), (u + w)]$ where w is a parameter of the model that we call the (neighbourhood) *radius*. The *tolerance threshold* $\tau \in (0, 1)$ is another parameter of the model that reflects how tolerant a node is to nodes of different type in its neighbourhood. We say that a node is *happy* if the proportion of the nodes in its neighbourhood which are of its own type is at least τ .

Given the initial type assignment (colouring) of the nodes, the *Schelling process* then evolves dynamically in stages as follows. At each stage $s > 0$ we pick uniformly at random a pair of unhappy nodes of different type, and we swap them provided that in both cases the number of nodes of the same type in the new neighbourhood is at least that in the original neighbourhood. If at some stage there are no further legal swaps the process terminates. If at some stage all nodes of the same type are grouped into a single block, we say that at that stage we have *complete segregation*.

This completes the definition of the Schelling process with parameters n, w, τ and ρ , which we denote by the tuple (n, w, τ, ρ) . The process can be seen as a Markov chain with 2^n states corresponding to the configurations that we get by varying the type of each node between α and β . A state is called *dormant* if either all α -nodes are happy, or all β -nodes are happy. We shall be interested in the case that w is large, and that n is large compared to w . In this context it will turn out that the absorbing states of the Schelling process are exactly the dormant states and, in fact, the only recurrence classes of the Schelling process are the dormant states and complete segregation. Note that the number of nodes of type α and of type β does not change between transitions, once the initial state has been chosen.

1.2 Our results

Given the Schelling process (n, w, τ, ρ) we wish to determine with high probability the type of equilibrium that will eventually occur in the system. Moreover, we are interested in asymptotic results, i.e. statements that hold with arbitrarily high probability for all sufficiently large w and all sufficiently large n compared to

Table 3: Metrics of welfare and critical stages in the unbalanced happiness process, as stopping times for certain conditions.

Metric	Symbol	Dynamics	Stage	Stopping time for
Social welfare	V	Positive (strictly if $\tau \leq 0.5$)	T_g	$\mathbf{G}_s > \tau\rho \cdot n/(4w)$
Mixing index	MIX	Negative (strictly if $\tau \leq 0.5$)	T_y	$\mathbf{Y}_s \leq \mathbf{G}_s, s < T_g$
No. of unhappy nodes	U	Approximately negative if $\tau \geq 0.5$	T_{mix}	$\text{MIX} > n(w+1)\tau\rho_*$
——"— α -nodes	U_α	Ambiguous	T_{stop}	$U_\alpha > 0$

w . We denote this quantification on w, n by ' $0 \ll w$ and $w \ll n$ ' respectively (and write ' $0 \ll w \ll n$ ' for the combined statement). The following definition encapsulates the type of asymptotic statements about the Schelling process (n, w, τ, ρ) that we are interested in establishing.

Definition 1.1 (Properties with high probability and static processes). *Suppose that R is a property which may or may not be satisfied by any given run of the Schelling process (n, w, τ, ρ) , and T is a property of the parameters τ, ρ . By the sentence "if $T(\tau, \rho)$, then with high probability $R(n, w, \tau, \rho)$ " we mean that, provided that τ, ρ satisfy T , for every $\epsilon > 0$ and all $w \gg 1/\epsilon, n \gg w$ the process (n, w, τ, ρ) satisfies R with probability at least $1 - \epsilon$. We say that the process (n, w, τ, ρ) is static if, given $\epsilon > 0$, with high probability the number of nodes that ever change their type in the entire duration of the process is $\leq \epsilon \cdot n$.*

By [BIKK12, BELP14], the asymptotic behaviour of the process (n, w, τ, ρ) is known for $\rho = 0.5$ (except perhaps on the threshold $\tau = \kappa_0 \approx 0.353$). The present work is dedicated to the case where one type of node is the minority, i.e. when $\rho < 0.5$. We show that with probability 1 the process will either reach complete segregation or reach a dormant state. Complete segregation is, strictly speaking, a recurrence class of the process, consisting of the rotations of the two blocks, one consisting of all the α -nodes and the other consisting of all the β -nodes. Hence, modulo symmetries, we may regard complete segregation as an absorbing state. Dormant states are a different kind of absorbing state, as the process actually stops when it hits a dormant state. We show that when $\tau > 0.5$ the highly probable outcome is complete segregation. Moreover, in many cases when $\tau \leq 0.5$ the outcome is negligible segregation (i.e. the process is static). Let $\kappa_0 \approx 0.353$ and $\lambda_0 \approx 0.4115$ be the unique solutions of $(0.5 - x)^{0.5-x} = (1 - x)^{1-x}$ and $2\tau \cdot (0.5 - \tau)^{1-2\tau} = (1 - \tau)^{2(1-\tau)}$ respectively in $[0, 0.5]$.

Theorem 1.2 (Main result). *If $\tau > 0.5, \rho < 0.5$ and $\tau + \rho \neq 1$, then with high probability the Schelling process (n, w, τ, ρ) reaches complete segregation. The process (n, w, τ, ρ) is static (with high probability) if*

$$[\tau \leq \lambda_0 \ \& \ \rho \leq \lambda_0] \quad \text{or} \quad [\tau \leq \kappa_0 \ \& \ \rho < 0.5] \quad \text{or} \quad [\tau \leq 0.5 \ \& \ \rho \leq 0.25]$$

or, more generally, if $2\rho \cdot (1 - 2\kappa_0) + \tau + \kappa_0 < 1$.

The values of (τ, ρ) for which we show that the process is static, correspond to the yellow area of the first diagram (or, equivalently, the collapsed part of the surface of the third diagram) of Figure 2. The case when $\rho \leq 0.25$ presents a remarkable contrast as τ crosses the boundary of 0.5. In this case, when τ exceeds the threshold 0.5, the process changes from static to the other extreme of complete segregation.

Corollary 1.3 (Phase transition on 0.5). *If $\rho \leq 0.25$, then with high probability the process (n, w, τ, ρ)*

- *converges to complete segregation if $\tau > 0.5$;*
- *is static, if $\tau \leq 0.5$.*

Table 4: Two cases for the process (n, w, τ, ρ) and the corresponding expectations of the number of initially happy nodes.

Case	Condition	Happy α	Happy β
Balanced happiness	$\tau + \rho > 1, \tau > 0.5$	$n \cdot e^{-\Theta(w)}$	$n \cdot e^{-\Theta(w)}$
Unbalanced happiness	$\tau + \rho < 1, \tau > 0.5$	$n \cdot (1 - e^{-\Theta(w)})$	$n \cdot e^{-\Theta(w)}$

Moreover with high probability it reaches its final state in time $\mathfrak{o}(n)$, if $\tau \leq 0.5$ and time $\Omega(n)$, if $\tau > 0.5$.

We display these results in the second item of Table 1. In Sections 2–4 we present the argument that proves these results. This argument uses a number of smaller results which are stated without proof, and are the building blocks of the proof of Theorem 1.2. It is our intention that the reader gets a fairly good understanding of our analysis in this part of the paper, without the burden of having to verify some of the more technical parts of the proof. Section 5 is an appendix with detailed proofs of all the facts that were used in Sections 2–4, and completes the proofs of Theorem 1.2 and Corollary 1.3.

Our proof of Theorem is nonuniform, and the analysis is roughly divided in the two cases displayed in Table 4: *balanced and unbalanced happiness*. Here *happiness* refers to the numbers of initially happy nodes of the two types, and determines the dynamics that drives the process to an equilibrium. Of the two cases, *unbalanced happiness* is the most challenging to deal with, and the dynamics is driven by small number of unhappy α -nodes against the large number of unhappy β -nodes, which in fact is preserved throughout a significant part of the process.

2 Metrics and reaching complete segregation

One of the most challenging problems in the analysis of the segregation process is the large number of absorbing states. In order to understand which transitions are possible, we use certain metrics that describe the current state.

2.1 Welfare, mixing, and expectations

We define global metrics that reflect the welfare of the entire population. An obvious choice is the number of happy nodes at a given state. It is not hard to devise transitions of the process which reduce the total number of happy nodes (see the second plot of Figure 5). However it is possible to show that if $\tau > 0.5$ the total number of happy nodes is *approximately non-decreasing* (in the sense that it is $\Theta(g)$ for some nondecreasing function g on the stages, where the underlying constant depends only on w). Let the *utility* of a node (at a certain state) be the number of nodes of the same type in its neighborhood. A better behaved global metric of welfare of a state is the sum of the utilities of the nodes in the state. We call this parameter the *social welfare* of the state and denote it by V . A consequence of the transition rule and the definition of utility is that the *social welfare* does not decrease along the stages of the process. Furthermore, if $\tau \leq 0.5$, every transition of the process strictly increases the social welfare. Let the *mixing index* of a node be the number of nodes in its neighbourhood that are of different type. The *mixing index* MIX of a state is the sum of the mixing indices of the α -nodes in that state. The mixing index of a state is also equal to the sum of the mixing indices of the β -nodes in that state. The relationship between the two metrics is

$$V = (2w + 1) \cdot n - 2 \cdot \text{MIX}.$$

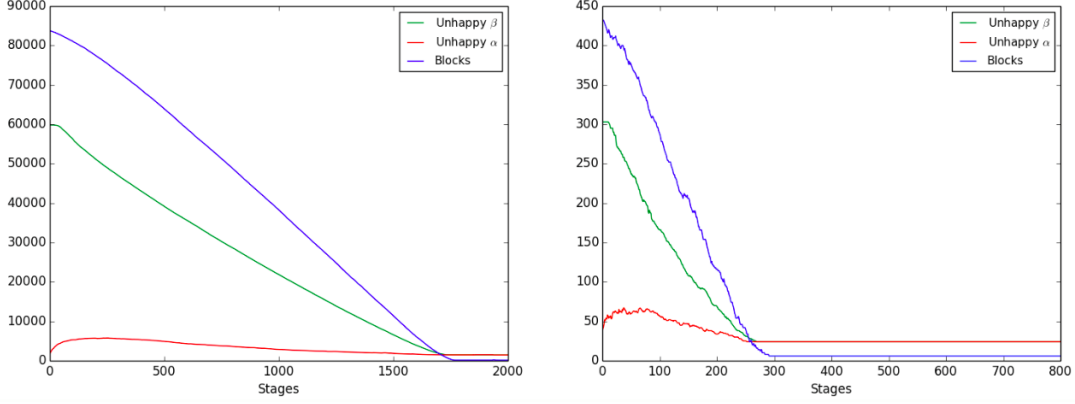


Figure 5: The first plot is from the process $(200000, 50, 0.6, 0.3)$ and the second one from the process $(1000, 20, 0.6, 0.3)$. These simulations illustrate that the number α -nodes in the infected area remains bounded, until the number of β -nodes outside the infected area becomes small. The second figure also illustrates the fact that the number of unhappy nodes fluctuates locally.

Hence the mixing index is non-increasing along the transitions. Note that a single swap cannot decrease the mixing index by more than $4w$. On the other hand, by linearity of expectation we can calculate that

the expectation of the mixing index in the initial state of (n, w, τ, ρ) is $2nw\rho(1 - \rho)$.

The mixing index of complete segregation (in nontrivial cases) is $w(w + 1)$. Since $\rho \leq 1/2$, this means that (with high probability) the process can reach complete segregation only after $(n\rho - (w + 1))/4 > n\rho/5$ stages, i.e. $\Omega(n)$ stages. On the other hand, a case analysis shows that if $\tau \leq 0.5$, each step in the process decreases the mixing index by at least 4. This means that if $\tau \leq 0.5$ and the process is static, then it reaches its final state within $\mathfrak{o}(n)$ stages. This happens because each time a swap occurs, the mixing index decreases by at least 4 (so its not possible that the same few nodes swap more than $\mathfrak{o}(n)$ times). We have shown that the second clause of Corollary 1.3 (concerning the time to the final state) follows from the first clause.

As another measure of mixing, we may consider the number \mathbf{k}_β of maximal β -blocks in the state. These are the contiguous β -blocks that are maximal, in the sense that they cannot be extended to a larger contiguous β -block. Let U be the number of unhappy nodes in a state. It is not hard to show that if $\tau > 0.5$ then $\text{MIX} = \Theta(U) = \Theta(\mathbf{k}_\beta)$ and in particular

$$\text{MIX} \leq w \cdot (w + 1) \cdot \mathbf{k}_\beta \leq w \cdot (w + 1) \cdot U < \text{MIX} \cdot 2w/(1 - \tau). \quad (2.1.1)$$

This means that the number of unhappy nodes at a certain state reflects the progress of the process towards segregation. More precisely, the metrics MIX , \mathbf{k}_β , U are mutually proportional when $\tau > 0.5$, where the analogy coefficient depends on w (see Figure 5). In Table 3 we display these global metrics of welfare, along with their dynamics. A function (on the stages of the process) has positive dynamics if it is non-decreasing and approximately positive dynamics if it is $\Theta(g)$ for some nondecreasing function g , where the multiplicative constant does not depend on n . Similar definitions apply for ‘negative’. The first clause of Theorem 1.2 (the case when $\tau > 0.5$) is the hardest to prove. It turns out that in this case we can deduce a non-trivial lower bound on the mixing index of dormant states.

Lemma 2.1 (Mixing in dormant states). *Consider the process (n, w, τ, ρ) with $\tau > 0.5$. The mixing index in a dormant state is more than $n(w + 1)\tau\rho_*$, as long as $w > 1/(2\tau - 1)$.*

The case $\tau > 0.5$ is further divided in two cases, which reflect the proportions of happy nodes in the initial state. We display these in Table 4, along with the corresponding expectations for the numbers of happy

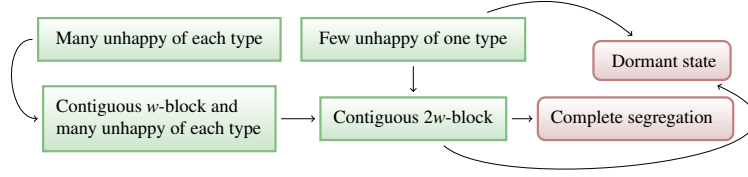


Figure 6: The path to a dormant state or complete segregation when $\tau > 0.5$.

nodes of each type. Lemma 2.1 is crucial for the proof of the first clause of Theorem 1.2 (in particular the case $\tau + \rho < 1$).

2.2 Accessibility of dormant states and complete segregation

We show the case of Theorem 1.2 where $\tau > 0.5$ and $\tau + \rho > 1$. This argument consists of two parts. First, we show that in this case with high probability the initial state is such that every state with the same number of α -nodes has unhappy nodes of both types (i.e. it is not dormant). Hence under these conditions, no accessible state is dormant. The second part consists of showing that from every state there is a sequence of transitions to either a dormant state or complete segregation. Moreover the latter fact holds in general, for any values of τ, ρ , so it can be reused for the case when $\tau + \rho < 1$, in Section 3. This latter case is more challenging, as it can be seen that there are permutations of the initial state which are dormant.

Lemma 2.2 (Existence of unhappy nodes). *Suppose that $\tau > 0.5$, $\rho_* < \tau$ and w is sufficiently large. Then for every $c \in \mathbb{N}$ and all sufficiently large n , every state of the process (n, w, τ, ρ) has more than c unhappy β -nodes. If in addition $\tau + \rho_* > 1$, every state also has more than c unhappy α -nodes.*

Given ρ , by the law of large numbers with high probability (tending to 1, as n tends to infinity) ρ_* will be arbitrarily close to ρ . Hence we may deduce the absence of dormant states (with high probability) in the case that $\tau + \rho > 1$.

Corollary 2.3 (Absence of dormant states when $\tau > 0.5$ and $\tau + \rho > 1$). *If $\rho \leq 0.5 < \tau$ and $\tau + \rho > 1$ then with high probability none of the accessible states of the process (n, w, τ, ρ) is dormant.*

It remains to show the accessibility of either a dormant state or complete segregation, from any state of the process. An inductive argument can be used in order to prove this fact.

Lemma 2.4 (Complete segregation or dormant state). *From any state of the process (n, w, τ, ρ) with $0 \ll w \ll n$ there exists a series of transitions to complete segregation or to a dormant state.*

Here is a sketch of the proof. If $\tau \leq 0.5$ the mixing index is strictly decreasing through the transitions, so it is immediate that the process will reach a dormant state (indeed, 0 is a lower bound for the mixing index). For the case where $\tau > 0.5$ (which we assume for the duration of this discussion) we can argue inductively, in four steps. An interval of nodes of the same type is called a *contiguous block*. First we show that from a stage with few unhappy nodes of one type (here $5w^4$ is a convenient upper bound of what we mean by ‘few’, which is by no means optimal) there is a series of transitions which lead to either a state with a contiguous block of length $2w$ or a dormant state. Second, from a state with a contiguous block of length $\geq 2w$ there is a series of transitions to complete segregation or to a dormant state. Third, any state which has at least w^4 unhappy nodes of each type, there is a series of transitions to a state with a contiguous block of length at least w . Finally from a state that has a contiguous block of length $\geq w$ and at least $4w$ unhappy nodes of opposite type from the block, there is a series of transitions to a state with a contiguous block of

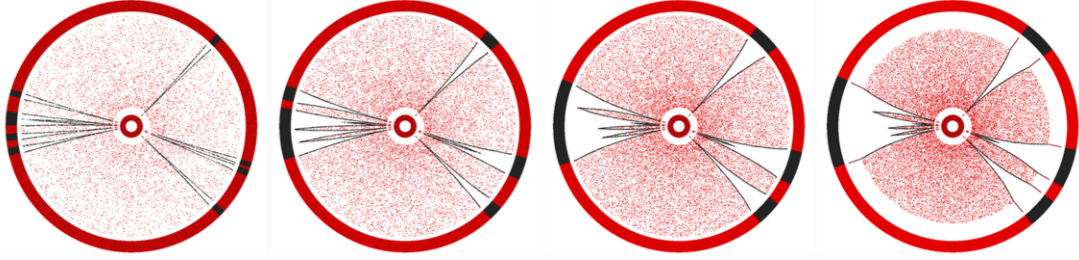


Figure 7: The evolution of the infected area when $\tau + \rho < 1$.

length $\geq 2w$. The combination of these four statements constitutes a strategy for arriving to a dormant state or a state of complete segregation, from any given state. We illustrate this strategy in Figure 6, where two arrows leaving a node indicate that at least one of these routes are possible.

3 Reaching complete segregation when $\tau > 0.5$ and $\tau + \rho < 1$

This case of Theorem 1.2 is challenging because we need to show that the process avoids accessible dormant states, until it reaches a *safe state* i.e. a state from which no dormant state is accessible. The reason for this avoidance is (in contrast with the case $\tau + \rho > 1$ of Section 2.2) the dynamics of the process with the given parameters. The methodology we use is based on a martingale argument, which involves a great deal of the analytical tools (e.g. the metrics of social welfare) and their properties that were developed in the previous sections. Having shown that dormant states are avoided until the process reaches a safe state, Lemma 2.4 gives Theorem 1.2 (for the case where $\tau > 0.5$ and $\tau + \rho < 1$). An overview of this argument is given in Figure 8.

3.1 The persistence of large contiguous β -blocks

According to our plan, we wish to establish the existence of unhappy nodes of both types until a safe state is reached. By Lemma 2.2, we do not have to worry about the existence of unhappy β -nodes. One device that guaranties the existence of unhappy α -nodes is a contiguous block of β -nodes, of length at least w . Such a block exists in the initial random state (with high probability). One way to argue for its preservation in subsequent stages is to consider the ratio of the unhappy nodes of the two types. Even more relevant is the ratio between the number of unhappy α -nodes, and the number of β -nodes which are not just unhappy, but actually sufficiently unhappy that they can swap with any unhappy α -node.

Definition 3.1 (Very unhappy β -nodes). *Given a stage of the process, a node of type β is very unhappy if there are at least $(2w + 1)\tau$ nodes of type α in its neighbourhood. The number of very unhappy β -nodes is denoted by U_β^* .*

In the case that we study ($\tau > 0.5$ and $\tau + \rho < 1$) initially, the number of very unhappy β -nodes is $\Omega(n)$ while the number of unhappy α -nodes is $\mathbf{o}(n)$. The following lemma says that as long as this imbalance is preserved, it is very likely that a sufficiently long contiguous block of β -nodes is preserved.

Lemma 3.2 (Persistent β -block). *Consider the process (n, w, τ, ρ) with $\tau > 0.5$ and let s_* be the least stage where the ratio between the very unhappy β -nodes and the unhappy α -nodes becomes less than $4w^2$ (putting*

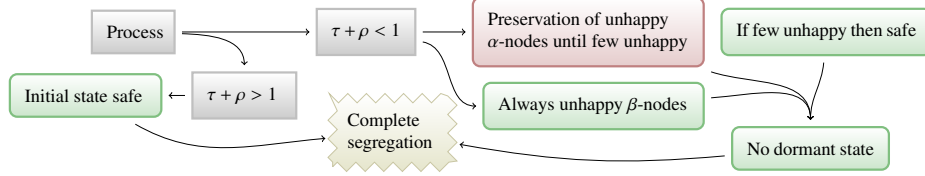


Figure 8: The logic of the proof that if $\tau > 0.5$, with high probability the process reaches complete segregation.

$s_* = \infty$ if no such stage exists). Then with high probability there is a β -block of length $\geq 2w$ at all stages $< s_*$ of the process.

Since a β -block of length at least w is a guarantee for unhappy α -nodes, we get the following corollary.

Corollary 3.3 (Conditional existence of unhappy α -nodes). *Under the hypotheses of Lemma 3.2, with high probability there are unhappy α -nodes at all stages $< s_*$ of the process.*

It remains to construct an elaborate martingale argument in order to show that the imbalance between U_α and U_β^* persists for a sufficiently long time (until the process reaches a safe state).

3.2 Infected area view of the Schelling process

In the case of unbalanced happiness (i.e. when $\tau > 0.5$, $\tau + \rho < 1$, see Table 4) the unhappy α -nodes are initially very rare, so the interesting activity (namely α -to- β swaps) occurs in small intervals of the entire population (at least in the early stages). These intervals contain the unhappy α -nodes, and gradually expand, while outside these intervals all β -nodes are very unhappy. Figure 11 shows the development of this process, where the height of the nodes (perpendicular lines) is proportional to the number of α -nodes in their neighborhood and the horizontal black line denotes the threshold where an α -node becomes unhappy. Hence nodes with high proportion of α -nodes in their neighbourhood will be higher than the nodes with low proportion of α -nodes in their neighbourhood. The three horizontal bars are snapshots of the process, and show cascades forming, originating from the initially unhappy α -nodes. Figure 7 shows the same process, with the current state in the outer circle, and with swaps represented by a dot at a distance from the center which is proportional to the stage where the swap occurred. These cascades that spread the unhappy α -nodes are due to the following domino effect. An unhappy α -node moves out of a neighbourhood, thus reducing the number of α -nodes in that interval. This in turn often makes another α -node in the interval unhappy, which can move out at a latter stage, thus causing another α -node nearby to be unhappy, and so on. The expanding intervals are the *infected segments* which start their life as *incubators*. For the sake of simplicity, we omit the formal definitions of these notions, which can be found in the appendix. Roughly speaking, incubators are a small intervals that surround the unhappy α -nodes in the initial state. Moreover they are defined in such a way that, every β -node that is outside the incubators is *very unhappy* in the initial state. During the process, as we discussed above, these expand into larger *infected segments*, so that at each stage every unhappy α -node is inside an infected segment. The union of all infected segments is called the *infected area*. At any stage, every β -node outside the infected area is *very unhappy* and every α -node outside the infected area is happy. It is not hard to show that if $\tau + \rho < 1$, the probability that a node belongs to an incubator is $e^{-\Theta(w)}$. Hence with high probability the number of incubators as well as the number of nodes belonging to incubators of the process (n, w, τ, ρ) is $ne^{-\Theta(w)}$.

It turns out that the number of unhappy β -nodes in an interval of nodes, is conveniently bounded in terms of the number of α -nodes in the interval. This means that if the number of α -nodes in the infected area

Table 9: Random variables indicating the number of certain nodes in infected area at stage s of the process.

\mathbf{Z}_s	α -nodes in infected area	\mathbf{p}_s	Probability of a bogus swap
\mathbf{Y}_s	Unhappy β -nodes in infected area	\mathbf{G}_s	β -nodes outside infected area.
\mathbf{D}_s	Anomalous nodes in infected area	\mathbf{C}	Nodes inside the incubators

remains $\mathbf{o}(n)$, then the number of unhappy β -nodes in the infected area also remains $\mathbf{o}(n)$. In order to give a clear sketch of the argument depicted in Figure 8 (for the current case when $\tau > 0.5$ and $\tau + \rho < 1$) let us define the global variables in Table 9 (for the current discussion we will not be concerned with \mathbf{D}_s or its definition). Note that Since $\mathbf{U}_s \leq \mathbf{G}_s + \mathbf{Y}_s + \mathbf{Z}_s$. A combinatorial argument can be used in order to show that $\mathbf{Y}_s \leq \mathbf{Z}_s/(1 - \tau) + 2w\mathbf{C}$. Hence

$$\mathbf{U}_s \leq w\mathbf{C} + \mathbf{G}_s + 2\mathbf{Z}_s/(1 - \tau). \quad (3.2.1)$$

By (2.1.1) we know that a stage where the number of unhappy nodes is less than $n\tau\rho_*/w$ is a safe stage. Hence we wish to show that (with high probability) the process will arrive at a stage where each of the three summands in (3.2.1) are at most $n\tau\rho_*/(3w)$. We know that \mathbf{C} can be bounded appropriately. Our main argument will show how to obtain a similar bound for \mathbf{Z}_s . Note that \mathbf{G}_s plays a different role, since it is initially large and shrinks monotonically (as the infected area expands monotonically). In order to find a stage where \mathbf{G}_s becomes sufficiently small, it is instructive to consider what is a typical swap in the process. At the start of the process the infected area is a very small proportion of the entire ring. The vast majority of unhappy β -nodes occur outside the infected area, while all unhappy α -nodes are inside the infected area. It follows that with high probability a swap will involve an α -node in the infected area and a β -node outside the infected area. A *bogus swap* is a swap is one that is not of this kind.

Definition 3.4 (Bogus swaps). *A swap which involves a β -node currently inside the infected area is called bogus. Given an infected segment I , a bogus swap in I is a swap that moves an α -node into I .*

Note that any swap which is not bogus, reduces \mathbf{G}_s by at least 1. Hence if we show that the bogus swaps have small probability throughout a significant part of the process, we can ensure that \mathbf{G}_s becomes sufficiently small. In order to be more precise, recall the stopping time s_* from Lemma 3.2. We introduce a few more stopping times, all of which will turn out to be earlier than s_* (with high probability). These basically concern the satisfaction of conditions which will ensure that the mixing index is sufficiently low as to guarantee a safe state. By (2.1.1) we have $\text{mix} \leq \mathbf{U} \cdot w(w + 1)$ and in order to ensure a safe state (by Lemma 2.1) we want $\text{mix} < n(w + 1)\tau\rho_*$. So we want $\mathbf{U} < n\tau\rho_*/w$ at some stage of the process. Let T_{mix} be the first stage which satisfies this condition. Similarly, consider the stopping times T_g, T_{stop} of the second part of Table 3 (for simplicity, we will not consider T_y in the present discussion). We use an elaborate martingale argument in order to show the following.

Lemma 3.5 (Bounding the α -nodes in the infected area). *If $\tau > 0.5$ and $\tau + \rho < 1$, with high probability we have $\mathbf{Z}_s = \mathbf{o}(n)$ and $\mathbf{p}_s = \mathbf{o}(1)$ for all $s < T_g$.*

This lemma in combination with Corollary 3.2 implies that $T_g \leq s_* \leq T_{\text{stop}}$. Hence every stage up to T_g involves a swap. Then it follows from the second clause of Lemma 3.5 that $T_g < n$ (since \mathbf{G}_s is reduced by at least 1 at every non-bogus swap). Hence by (3.2.1) we have established (with high probability) the existence of a stage $T_g < n$ such that

Table 10: Likelihood of various properties in the initial configuration under certain conditions, when $\rho \leq 0.5$ and $\tau \leq 0.5$

Property	Probability	Distribution	Likelihood
Stable α -interval	\mathbb{P}_{stab}	$Z_{\text{stable}} \sim B(w, 1 - \rho)$	high if $2\tau + \rho < 1$, low if $2\tau + \rho > 1$
Unhappy α -node	$\mathbb{P}_{\text{unhap}}$	$Z_{\text{unhap}} \sim B(2w, \rho)$	always rare

$$U_{T_g} \leq w\mathbf{C} + \mathbf{G}_{T_g} + \frac{2Z_{T_g}}{1 - \tau} \leq \mathbf{o}(n) + \frac{n\tau\rho_*}{4w} + \mathbf{o}(n) < \frac{n\tau\rho_*}{w}.$$

Hence by (2.1.1) we have $T_{\text{mix}} \leq T_g$, which means that by stage T_g a safe state has been reached. Then by Corollary 2.4 the process will reach complete segregation, with probability $1 - \mathbf{o}(1)$.

Corollary 3.6 (Safe state arrival). *Suppose that $\tau + \rho < 1$. Then with high probability the process (n, w, τ, ρ) reaches a safe state by stage n , and eventually complete segregation.*

This argument (with the full details given in Section 5) concludes the proof of Theorem 1.2 for the case $\tau > 0.5$. It remains to deal with the case $\tau \leq 0.5$.

4 The case when intolerance is at most 50%

In this case the behaviour of the process (n, w, τ, ρ) is very different, since the mixing index is strictly decreasing. This means that the process is bound to arrive to a dormant state, with absolute certainty. Note that if $\tau \leq 0.5$ then complete segregation is a dormant state, but it can be shown that the final state is never complete segregation. We show that in most typical cases for ρ , the outcome is static when $\tau \leq 0.5$. We assume that $\rho < 0.5$ because the case $\rho = 0.5$ has already been analysed in [BIKK12, BELP14] and the case $\rho > 0.5$ is symmetric. Hence on the hypothesis $\tau \leq 0.5$ we have $\rho + \tau < 1$ and by Table 4 the unhappy α -nodes are an arbitrarily small proportion of the α -nodes as $w \rightarrow \infty$. In any case, since $\rho < 0.5 < 1 - \rho$ we have $\tau - \rho < 1 - \tau - \rho$, so the probability that an α -node is unhappy is much smaller than the probability that a β -node is unhappy. However what matters in the analysis for $\tau \leq 0.5$ is the relationship between the likelihood of stable intervals and unhappy α -nodes. This analysis is a reminiscent of the work in [BELP14], but has some new features.

Definition 4.1 (Stable intervals). *A stable interval is an interval of nodes of length w which contains at least $(2w + 1)\tau$ nodes of one or the other type. An interval is α -stable if it contains at least $(2w + 1)\tau$ nodes of type α .*

The β -stable intervals are defined analogously. Note that no α -node which is inside an α -stable interval can swap during the process. The reason is that such α -nodes are happy just because of the presence of the other α -nodes in the same interval. Then a simple induction shows that they will continue to be happy throughout the process, thereby remaining immune to swaps and fixed in their initial positions. A similar observation applies to β -stable intervals. The existence of stable intervals is characteristic to the case $\tau \leq 0.5$.

The events we are interested are the occurrences of α -stable intervals and unhappy α -nodes. The probabilities $\mathbb{P}_{\text{stab}}, \mathbb{P}_{\text{unhap}}$ of these two rare events can be viewed as tails of certain binomial distributions. Consider




Figure 11: The formation and dynamics of the infected area when $\tau + \rho < 1$.

the variables, probabilities and distributions of Table 10. It is not hard to see that

$$\mathbb{P}_{\text{stab}} = \mathbb{P}[Z_{\text{stab}} \geq (2w + 1)\tau] \quad \text{and} \quad \mathbb{P}_{\text{unhap}} \geq \mathbb{P}[Z_{\text{unhap}} \geq 2w(1 - \tau)].$$

We are interested in the event where the ratio $\mathbb{P}_{\text{unhap}}/\mathbb{P}_{\text{stab}}$ becomes small, because of the following fact.

Lemma 4.2 (Static processes). *Suppose that τ, ρ are such that $\mathbb{P}_{\text{unhap}} = \mathbf{O}(c^{-w} \cdot \mathbb{P}_{\text{stab}})$ for some $c > 1$. Then with high probability the process (n, w, τ, ρ) is static, and in fact there exists some $c_* > 1$ such that with high probability the process stops after at most $n \cdot c_*^{-w}$ many steps.*

The intuition here is that, if the unhappy α -nodes are much more rare than the stable α -stable intervals (i.e. if $\mathbb{P}_{\text{unhap}} = \mathbf{o}(\mathbb{P}_{\text{stab}})$) then it is very likely that unhappy α -nodes are enclosed in small intervals which are guarded by α -stable intervals. This means that the familiar cascades that can be caused by the eviction of an unhappy α -node are bound to be contained in small areas of nodes. The very definition of stable intervals ensures that such cascades cannot pass through them. Hence the condition $\mathbb{P}_{\text{unhap}} = \mathbf{o}(\mathbb{P}_{\text{stab}})$ guarantees that any α -to- β swaps are contained in small areas of nodes of total size $\mathbf{o}(n)$. Due to the monotonicity of the mixing index, this means that there can only be at most $\mathbf{o}(n)$ swaps in this case.

The second item in Figure 2 shows the probabilities $\mathbb{P}_{\text{stab}}, \mathbb{P}_{\text{unhap}}$ (for $w = 100$) with respect to τ, ρ . We see that for points away from $(0.5, 0.5)$, the surface $\mathbb{P}_{\text{unhap}}$ is above \mathbb{P}_{stab} , and there is a threshold curve beyond which the opposite relationship is established. Using basic results about the tail of the binomial distribution, and Stirling's approximation we can derive the following sufficient condition for $\mathbb{P}_{\text{unhap}} = \mathbf{o}(\mathbb{P}_{\text{stab}})$:

$$g(\tau, \rho) > 0, \quad \text{where} \quad g(\tau, \rho) = \frac{1}{2} \cdot \left(\frac{(1 - \tau)^{1-\tau}}{(0.5 - \tau)^{0.5-\tau}} \right)^2 - \rho. \quad (4.0.2)$$

The third item of Figure 2 is a representation of $g(\tau, \rho)$ in the space, up to where it becomes negative, at which point we project it on the plane. The values of τ, ρ that we are interested correspond to points on the plane, outside the collapsed area. This boundary (a curve) is more clear in the first item of Figure 2 which is the projection of the surface to the plane, with different colours indicating the points which make g positive or negative. This boundary can be simplified (with slight loss of generality) if we consider the line that passes from the two points where the boundary curve intersects the lines $\tau = 0.5$ and $\rho = 0.5$. Hence if $2\rho \cdot (1 - 2\kappa_0) + \tau + \kappa_0 < 1$, we are in the stable region, which shows a clause of Theorem 1.2. Note that both of the partial derivatives of g are negative when $\tau, \rho \in [0, 0.5)$. If we fix $\rho = 0.5$ then the largest value of τ that keeps $g(\tau, \rho) \geq 0$ is the solution ($\kappa_0 \approx 0.353092313$) of the first equation of Table 12. Hence we may conclude that if $\tau < \kappa_0$ and $\rho \in (0, 0.5]$ then $\mathbb{P}_{\text{unhap}} = \mathbf{O}(c^{-w} \cdot \mathbb{P}_{\text{stab}})$ for some $c > 1$. We can also look for the largest square that is contained in the large area of the first item of Figure 2 (where the process is static). The edge of this square is given in Table 12. Hence if $\rho, \tau \in (0, \lambda_0)$ then $\mathbb{P}_{\text{unhap}} = \mathbf{O}(c^{-w} \cdot \mathbb{P}_{\text{stab}})$ for some $c > 1$.

Table 12: Threshold constants of interest and their derivation equations.

Threshold	Solution to equation	Stability condition
$\kappa_0 \approx 0.35309$	$(1 - \tau)^{1-\tau} = (0.5 - \tau)^{0.5-\tau}$	$\rho < 0.5$ and $\tau \leq \kappa_0$
$\lambda_0 \approx 0.41149$	$(1 - \tau)^{1-\tau} = (0.5 - \tau)^{0.5-\tau} \cdot \sqrt{2\tau}$	$\rho < \lambda_0$ and $\tau \leq \lambda_0$

We have one last observation to make about the function g . If we let do not restrict the values of $\tau \in (0, 0.5)$ then we wish to find the values of ρ such that $g(\tau, \rho)$. According to the properties of g (in particular its negative derivative on ρ), these are all the positive numbers which are less than the limit (which is also an infimum)

$$\lim_{\tau \rightarrow 0.5} \frac{1}{2} \cdot \left(\frac{(1 - \tau)^{1-\tau}}{(0.5 - \tau)^{0.5-\tau}} \right)^2 = 0.25$$

Hence we may conclude that if $\rho \leq 0.25$ and $\tau \in (0, 0.5)$ then $\mathbb{P}_{\text{unhap}} = \mathbf{O}(c^{-w} \cdot \mathbb{P}_{\text{stab}})$ for some $c > 1$. This concludes the proof of the second clause of Theorem 1.2.

References

- [BELP14] G. Barmpalias, R. Elwes, and A. Lewis-Pye. Digital morphogenesis via Schelling segregation. In *55th Annual IEEE Symposium on Foundations of Computer Science*, Oct. 18-21, Philadelphia, 2014. FOCS 2014.
- [BELP15] G. Barmpalias, R. Elwes, and A. Lewis-Pye. Tipping Points in 1-Dimensional Schelling Models with Switching Agents. *J. Stat. Phys.*, 158:806–852, 2015.
- [Ber12] E. Bertin. *A Concise Introduction to the Statistical Physics of Complex Systems*. Springer Briefs in Complexity. Springer, Springer Berlin Heidelberg, 2012.
- [BIKK12] C. Brandt, N. Immorlica, G. Kamath, and R. Kleinberg. An analysis of one-dimensional Schelling segregation. In *STOC '12: Proceedings of the 44th symposium on Theory of Computing*, pages 789–804, 2012.
- [BMR14] P. Bhakta, S. Miracle, and D. Randall. Clustering and mixing times for segregation models on F^2 . In *Proceedings of the Twenty-Fifth Annual ACM-SIAM Symposium on Discrete Algorithms, SODA 2014, Portland, Oregon, USA, January 5-7, 2014*, pages 327–340, 2014.
- [Bolon] B. Bollobás. *Random Graphs*. Cambridge Studies in Advanced Mathematics 73. Cambridge University Press, Trinity College, Cambridge and University of Memphis, 2001, Second Edition.
- [CACP07] R. Conte, G. Andrighetto, M. Campenni, and M. Paolucci. Emergent and immergent effects in complex social systems. In *Proceedings of AAAI Symposium, Social and Organizational Aspects of Intelligence*, Washington DC, 2007. Association for the Advancement of Artificial Intelligence.
- [CF08] W. Clark and M. Fossett. Understanding the social context of the Schelling segregation model. *Proceedings of the National Academy of Sciences*, 11:4109–4114, 2008. col. 105.
- [CFL09] C. Castellano, S. Fortunato, and V. Loreto. Statistical physics of social dynamics. *Reviews of Modern Physics*, 81:591–646, 2009.
- [Cla91] W. Clark. Residential preferences and neighborhood racial segregation: A test of the Schelling segregation model. *Demography*, 28:1–19, 1991.
- [CM11] P. Collard and S. Mesmoudi. How to prevent intolerant agents from high segregation? In *Advances in Artificial Life (ECAL 2011), Paris, France (T. Lenaerts et al., eds.)*, Cambridge, MA: MIT Press, 2011.
- [CMGP13] P. Collard, S. Mesmoudi, T. Ghetiu, and F. Polack. Emergence of frontiers in networked Schelling segregationist models. *Journal of Complex Systems*, 22, 2013.
- [DCM08] L. Dall’Asta, C. Castellano, and M. Marsili. Statistical physics of the Schelling model of segregation. *Journal of Statistical Mechanics: Theory and Experiment*, 7, 2008.
- [dSGL07] Michael J. de Smith, Michael F. Goodchild, and Paul A. Longley. *Geospatial Analysis: A Comprehensive Guide to Principles, Techniques and Software Tools*. Troubador Publishing, 2nd edition, 2007.
- [EA96] J.M. Epstein and R. Axtell. *Growing Artificial Societies: Social Science from the Bottom Up*. A Bradford book. Brookings Institution Press, 1996.

- [Fos06] M. Fossett. Ethnic preferences, social distance dynamics, and residential segregation: Theoretical explorations using simulation analysis. *Journal of Mathematical Sociology*, 30:185–273, 2006.
- [GB02] N. Gilbert and S. Banks. Platforms and methods for agent-based modeling. *Proceedings of the National Academy of Sciences*, 99(suppl 3):7197–7198, 2002.
- [Hay13] B. Hayes. The math of segregation. *American Scientist*, 101(5):338–341, 2013.
- [HCSB11] A.J. Heppenstall, A.T. Crooks, L.M. See, and M. Batty. *Agent-Based Models of Geographical Systems*. Springer Netherlands, 2011.
- [LG09] J.-P. Nadal L. Gauvin, J. Vannemenus. Phase diagram of a Schelling segregation model. *European Physical Journal B*, 70:293–304, 2009.
- [Mou10] Nima Mousavi. How tight is Chernoff bound?, 2010. Draft which is available for download at <http://ece.uwaterloo.ca/~nmousavi>.
- [Ó08] G. Ódor. Self-organising, two temperature Ising model describing human segregation. *International journal of modern physics C*, 3:393–398, 2008.
- [PW01] M. Pollicott and H. Weiss. The dynamics of Schelling-type segregation models and a non-linear graph Laplacian variational problem. *Adv. Appl. Math.*, 27:17–40, 2001.
- [Sch69] T. C. Schelling. Models of segregation. *The American Economic Review*, 59(2):488–493, 1969.
- [Sch71a] T.C. Schelling. Dynamic models of segregation. *Journal of Mathematical Sociology*, 2:143–186, 1971.
- [Sch71b] T.C. Schelling. On the ecology of micromotives. *The Public Interest*, 25:61–98, 1971.
- [Sch78] T. C. Schelling. *Micromotives and Macrobehavior*. New York, Norton, 1978.
- [Sch07] M.C. Schut. Scientific handbook for simulation of collective intelligence. <http://www.sci-sci.org>, 2007.
- [Slu77] E. V. Slud. Distribution inequalities for the binomial law. *Ann. Probab.*, 5:404–412, 1977.
- [SS07] D. Stauffer and S. Solomon. Ising, Schelling and self-organising segregation. *The European Physical Journal B - Condensed Matter and Complex Systems*, 57(4):473–479, 2007.
- [SSD00] R. Sander, D. Schreiber, and J. Doherty. Empirically testing a computational model: The example of housing segregation. In *Proceedings of the Workshop on Simulation of Social Agents: Architectures and Institutions*, pages 108–115, Lexington, MA, 2000. Lexington Books.
- [Wi99] U. Wilensky. *NetLogo Models Library: Sample Models/Social Science*. NetLogo. <http://ccl.northwestern.edu/netlogo>, Center for Connected Learning and Computer-Based Modelling, North-Western University. Evanston, IL., 1999.
- [YÖ09] L. Yilmaz and T. Ören. *Agent-Directed Simulation and Systems Engineering*. Wiley Series in Systems Engineering and Management. Wiley, 2009.
- [You98] H.P. Young. *Individual Strategy and Social Structure: An Evolutionary Theory of Institutions*. Princeton University Press, Princeton, NJ, 1998.

- [Zha04a] J. Zhang. A dynamic model of residential segregation. *Journal of Mathematical Sociology*, 28(3):147–170, 2004.
- [Zha04b] J. Zhang. Residential segregation in an all-integrationist world. *Journal of Economic Behavior & Organization*, 54(4):533–550, 2004.
- [Zha11] J. Zhang. Tipping and residential segregation: A unified Schelling model. *Journal of Regional Science*, 51:167–193, 2011.

5 Appendix

In this section we provide supplementary material to the main part of the paper. This includes mainly proofs of the claims we made towards the proof of our main theorem, but also additional introductory material, figures, tables and mathematical background. The structure of this supporting material follows the presentation of the main part of the paper.

5.1 Schelling models

The definition of the Schelling model in Section 1.1 is rather standard, close to the spacial proximity model from [Sch69, Sch71a] and identical to the model studied in [BIKK12, BELP14]. Most significantly, it is an unperturbed Schelling model, where agents cannot make moves that are detrimental to their welfare. We have already remarked in the introduction that various more realistic-looking rigorously analysed perturbed versions of the model in the literature (such as [Zha04a]) actually force ‘regularity’ on the process, which makes it fit an already existing methodology (such as Markov chains with a unique stationary distribution, or with properties that guarantee stochastically stable states). Even if we commit to the absence of perturbations in the model, it is possible to add complications to the simple dynamics defined in Section 1.1. For example, the agents may take into account the distance they need to travel before they move. However it is the simplicity of the original Schelling model, contrasted by the complexity of the analysis required to specify its behaviour (as demonstrated in [BIKK12, BELP14]) that make this topic fundamental and interesting.

Under the above requirement for simplicity and proximity to the original model, there remain a number of ways that the model can be altered or generalised. For example, note that in the case that $\tau > 0.5$ in the model of Section 1.1, two nodes may swap although the number of same-type nodes in their neighbourhoods remain the same after the swap. One may alternatively require that for such a swap, the corresponding numbers of same-type nodes in the neighbourhoods increase (note that such a modification would not make a difference if $\tau \leq 0.5$). Our choice on this issue follows Brandt, Immorlica, Kamath, and Kleinberg in [BIKK12, Section 2]. One generalisation, considered in [BELP15], is to allow different tolerance thresholds for the two types of individuals. Another generalization, already present in [Sch69], is to introduce a number of vacancies, i.e. to allow the total number of individuals to be smaller than the number of sites. We could also alter the dynamics. Instead of switching two chosen individuals at each stage, we could merely choose *one* individual and change his type. Such an action may be interpreted as the departure of the individual to some external location and the arrival of an individual of the opposite type at the site that has just become available. Model with this dynamics are often said to have *switching agents* (see [BELP15], where such a model was analysed) as opposed to the *swapping agents* of the model of Section 1.1.

It is worth pointing out that the Schelling model with switching agents is closely related to the spin-1 models used to analyse phase transitions in physics, and in particular the Ising model. Indeed, in the Ising model (originally introduced in order to explain ferromagnetism in the context of temperature) a system of atomic nuclei interact with an auxiliary ‘heat bath’ which affects their spin. Such connections have been analysed by many authors (see for example [SS07, DCM08, PW01, LG09, Ó08]), where the dynamics is based on the Boltzmann distribution on the set of possible configurations. A rough analogy between the two models is that ‘energy’ corresponds to some measure of the mixing of types (see the definition of the mixing index for the Schelling model below) and ‘temperature’ corresponds to the intolerance parameter τ (as least insofar phase transitions refer to varying values of the temperature or τ). On the other hand, the Schelling model with closed dynamics has a counterpart in the Ising model with Kawasaki dynamics.

Intolerance	$\tau \in [0, \kappa_0)$	$\tau \in (\kappa_0, 0.5)$	$\tau = 0.5$	$\tau \in (0.5, 1]$
Segregation	Negligible	Exponential	Polynomial	Complete

Table 13: Segregation regions in the case $\rho = 0.5$.

5.2 Objectives of the analysis of the unperturbed model and related work

We use the notation of Section 1.1, so that the symbol n always means the population variable of the process, and w always is the parameter of the process which determines the length of the neighbourhood of nodes. Similarly, τ, ρ always refer to the parameters of the Schelling process.

In Section 5.12 we show that, with probability one, the process (n, w, τ, ρ) either reaches complete segregation or it reaches a dormant state. In the second case, we wish to determine the extent of segregation in the dormant state. In view of the large number of states that the process may have (most of them ‘random’) a question arises as to how to classify or even talk precisely about different states that may be the outcome of the process. Brandt, Immorlica, Kamath, and Kleinberg noticed in [BIKK12] that, at least in the case $\tau = \rho = 0.5$ that they considered, the extent of the segregation that occurs in the final state depends crucially on w . In fact, they showed that the dependence on w is ‘polynomial’. We may say that a state is regarded as *polynomial segregation* if, with high probability a randomly chosen node belongs to a contiguous block of size that is proportional to the value of a polynomial on w . A similar definition applies to *exponential segregation*. These two notions turn out to provide a very useful language for explaining the eventual outcome of the Schelling process. A full characterization (extending the work of Brandt, Immorlica, Kamath, and Kleinberg [BIKK12]) of the asymptotic behaviour of the process (n, w, τ, ρ) for $\rho = 0.5$ and $\tau \in [0, 1]$ was provided by the authors in [BELP14] in terms of polynomial and exponential segregation, as well as static processes. Intuitively, a random state is non-segregated, while polynomial and exponential segregation correspond to highly non-random states. The characterization from [BELP14] is summarized in Table 13. It is rather striking that when intolerance is increased from, say, 0.4 to 0.5 the segregation is decreased. This phenomenon is akin to the many paradoxes that stem from the missing link between local motives of agents and global behaviour of a system (e.g. see Schelling’s classic monograph [Sch78], and in particular Chapter 4 which relates to his segregation models). Even more strikingly, the authors showed in [BELP14] that the paradox occurs for all $\tau \in (\kappa_0, 0.5)$, i.e. as τ approaches 0.5 the segregation (in the final state) decreases.

This paradoxical phenomenon is also clear in many simulations of the model. Figure 14 shows typical runs of the processes $(5 \cdot 10^5, 3 \cdot 10^3, \tau, 0.5)$ for $\tau \in \{0.485, 0.49, 0.495, 0.5\}$. The final state is depicted in the circle, where the nodes of one type are black and the nodes of the other type are grey. We use the space between the centre of the ring and the ring in order to record the actual process, as it evolves in time. In particular, if a grey node switches its place with a black node, we put a black node (the colour of the more recent node) between the location of the node and the centre of the ring, at a distance from the centre which is proportional to the stage where the swap occurred. Hence we may observe ‘cascades’ of swaps of nodes of the same type, which are less severe as τ approaches 0.5. Such cascades are crucial in the rigorous analysis of the model, both in [BIKK12] and in [BELP14]. Figure 14 shows that as τ approaches 0.5, the segregation is decreased. This behaviour can be traced to the probability that a node is unhappy in the initial configuration, and in fact, the threshold constant κ_0 is derived by comparing related probabilities in [BELP14].

In the case $\rho = 0.5$ the two constants κ_0 and 0.5 mark *phase transitions* in the limit state of the process (n, w, τ, ρ) , as τ takes values in $[0, 1]$. This brings us to another important objective of the analysis of the

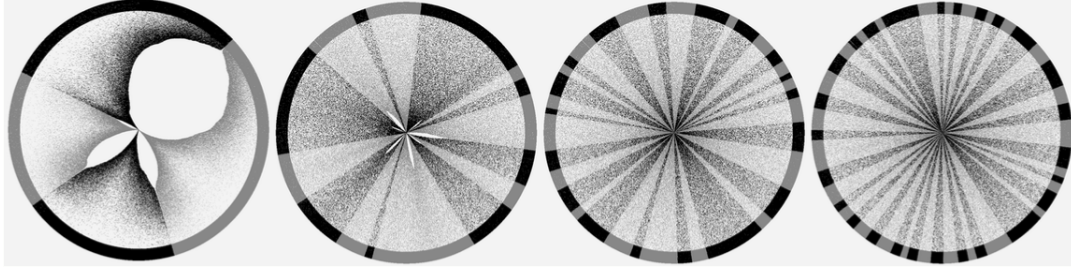


Figure 14: 500K population with $w = 3000, \rho = 0.5$ and $\tau = 0.485, 0.49, 0.495, 0.5$. All made about 130K swaps.

Schelling process, which is the discovery of phase transitions with respect to the parameters τ, ρ . Incidentally, we note that the discovery of phase transitions has been one of the original motivations for the study of the one and two dimensional Ising model, when one varies the temperature (see the end of Section 5.1 for a brief discussion of the analogy between the Ising and the Schelling models). Finally we are also interested in the expected time that the process take to converge.

5.3 Asymptotic notation

We use the asymptotic notation. Given two functions f, g on the positive integers, (as is standard) we say that f is $\mathbf{O}(g)$ if there exists a positive constant c such that $f(t) \leq c \cdot g(t)$ for all t . We say that g is $\mathbf{\Omega}(f)$ if f is $\mathbf{O}(g)$, and that g is $\mathbf{\Theta}(f)$ if both f is $\mathbf{O}(g)$ and f is $\mathbf{\Omega}(g)$. We also use this notation, however, in a more general sense: we say that f is $g(\mathbf{O}(t))$ if there exists some $c > 0$ such that $f \leq g(ct)$ for all t . For example, when we say that a function f is $ne^{-\mathbf{O}(t)}$, this means that there is $c > 0$ such that $f(t) \leq ne^{-ct}$ for all t . Or, if we say that f is $n(1 - e^{-\mathbf{O}(t)})$, this means that there is $c > 0$ such that $f(t) \leq n(1 - e^{-ct})$ for all t . Similarly, we use $\mathbf{\Theta}$ in a more general sense. We say that f is $g(\mathbf{\Theta}(t))$ to mean that there exist constants c_0 and c_1 such that $g(c_0 \cdot t) \leq f(t) \leq g(c_1 \cdot t)$ for all t . We say that $f = \mathbf{o}(g)$ if $\lim_t f(t)/g(t) = 0$. The (often hidden) variable underlying the asymptotic notation in the various expressions will be w . In other words, for fixed values of ρ and τ , the choice of constants required in the asymptotic notation, will always depend only on w . We also combine the ‘high probability’ terminology with the asymptotic notation in a manner which is worth clarifying. When we say, for example, that ‘with high probability the number of initially unhappy α -nodes in the process (n, w, τ, ρ) is $n \cdot (1 - \rho) \cdot e^{-\mathbf{\Theta}(w)}$ ’, this means that there exist constants c_0 and c_1 such that, with high probability, the number of initially unhappy α -nodes in the process (n, w, τ, ρ) lies between $n \cdot (1 - \rho) \cdot e^{-c_0 \cdot w}$ and $n \cdot (1 - \rho) \cdot e^{-c_1 \cdot w}$.

5.4 Overview of our analysis

We use different methods for the cases $\tau \leq 0.5$ and $\tau > 0.5$. If $\tau \leq 0.5$, in order to derive conditions under which the process is static, we analyse and compare the probabilities of initially unhappy nodes and *stable intervals*. This approach was introduced by the authors in [BELP14]. If $\tau > 0.5$ we consider the two cases $\tau + \rho < 1$ and $\tau + \rho > 1$ and argue (using distinct arguments) that in each of them complete segregation is the high probability outcome. We elaborate on these arguments.

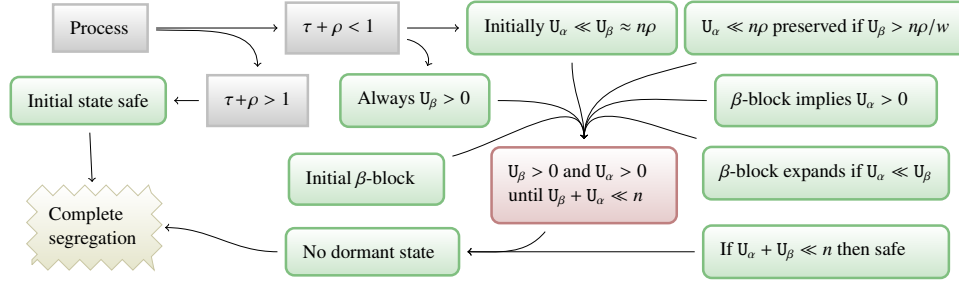


Figure 15: The logic of the proof that if $\tau > 0.5$, with high probability the process reaches complete segregation. Here ‘ β -block’ refers to the persistent β -block of Section 3.1.

Case $\tau > 0.5$

This case is divided to the cases $\tau + \rho > 1$ and $\tau + \rho < 1$, and the structure of the analysis was depicted as a flowchart in Figure 8. Here we give a more detailed overview, which is illustrated in the more elaborate flowchart of Figure 15. First, we show that asymptotically (on w, n), from any state there is a series of transitions that leads to either a dormant state, or complete segregation. Hence, since there are only finitely many states, with probability one the process will reach either a dormant state or complete segregation. So in order to establish complete segregation as the eventual outcome, it suffices to show that the process maintains unhappy nodes of each colour during all stages.

First, assume that $\tau + \rho > 1$. In this case we can show that, assuming that the actual proportion of β -nodes is sufficiently close to ρ (which is very likely according to the law of large numbers), every reachable state is not dormant. More precisely, we show that given such numbers of α and β -nodes, every permutation of them on the ring corresponds to a state which has both unhappy α and unhappy β -nodes. Since the numbers of nodes of each type do not change during each transition, this argument suffices for this case. Recall that states with the property that no series of transitions from them leads to dormant states are called *safe*. So, in the case $\tau + \rho > 1$ we argue that (with high probability) the initial state is safe.

Second, we assume that $\tau + \rho < 1$, which is a considerably harder case. Under this hypothesis, in the initial configuration we have $\mathbf{o}(n)$ many unhappy α -nodes and $\Omega(n)$ many unhappy β -nodes. As before, it suffices to show that (with high probability) the process never reaches a dormant state. It is not hard to see that (with high probability) the initial state is not dormant. However it is no longer clear if the initial state is safe. We show that given the expected numbers of nodes of the two types in the initial state (or numbers sufficiently close to their expectations) any permutation of the nodes on a ring corresponds to a state with at least one unhappy β -node. Hence, with high probability, the process will never run-out of unhappy β -nodes and we only need to argue about the preservation of unhappy α -nodes. Already it should be clear that this is an *asymmetric* case where the α -nodes (the majority) and the β -nodes (the minority) play different roles. When $\tau + \rho < 1$ there are many permutations of the nodes (which correspond to states where all α -nodes are happy, i.e. dormant states). So the argument that was used in the case $\tau + \rho > 1$ is no longer relevant for arguing for the preservation of unhappy α -nodes in the process. The argument we use instead is based on the asymmetry between the number of unhappy β -nodes and the unhappy α -nodes, which creates a dynamic that favours the preservation of unhappy α -nodes. More precisely, it favours the preservation of β -blocks of length $> w$, which is a condition implying the existence of unhappy α -nodes (indeed, the α -nodes neighbouring a β -block of length at least w are unhappy). Hence if we show that the expected number of unhappy α -nodes remains small during the stages of the process, then we have that we can expect the existence of unhappy α -nodes (and unhappy β -nodes) up to the point where the total number of unhappy nodes is small.

In addition we show that if the total number of unhappy nodes in a state is sufficiently small, then this state is safe, i.e. there is no series of transitions from it to a dormant state. The argument is concluded by showing that it is very likely that by stage n the process will arrive at a state with appropriately low number of unhappy nodes, before it reaches a dormant stage. Figure 5 is a plot of the numbers of unhappy α -nodes and the unhappy β -node during the stages, taken from two typical simulations (one with large and one with small population), when $\tau + \rho < 1$. The process we described is clearly visible: the number of unhappy α -nodes remains small, until the number of unhappy β -nodes becomes small. Up to the later point, as we explained, the dynamics favours the preservation of unhappy α -nodes.

Case $\tau \leq 0.5$

In this case we have $\tau + \rho < 1$, and this means that in the initial configuration the α -population is happy with a few exceptions, while the β -population is unhappy, with a few exceptions. By the definition of the dynamics of the model α -to- β swaps can only occur in areas where there are unhappy α -nodes. Hence in this case the α -to- β swaps will be concentrated in a very few selected areas in the ring, at least in the first stages of the process. This concentration of α -to- β swaps creates cascades of α -node evictions which can be clearly seen in simulations such as the one displayed in Figure 7.² If we could argue that such cascades are restricted to small areas around the initially unhappy α -nodes, then it is not hard to argue that the process reaches a dormant state rather quickly, having affected only a very small number of nodes. The way we do this is through *stable intervals*, a device that was also used in [BELP14]. Roughly speaking, these are intervals that do not allow the spread of unhappy α -nodes through them.

If ρ is very small, or if τ is very small, then stable intervals occur with high probability. On the other hand, if ρ, τ get sufficiently large, the probability of a stable interval tends to 0 as $w \rightarrow \infty$. This contrasts with prevalence of unhappy α -nodes. When τ, ρ are small, the probability of (the occurrence of) an unhappy α -node is small, while it gets large when τ, ρ increase. Figure 16 shows the actual probabilities (as calculated in Section 4) as functions of τ, ρ for the specific value of $w = 100$ (the shape of the plots does not change significantly for different values of w). The interesting case is the range for τ, ρ where both probabilities tend to 0 as $w \rightarrow \infty$, i.e. both events become rare. Somewhere on the horizontal τ - ρ plane there is a line marking the intersection of the two surfaces. This is where the probability of a stable interval becomes less than the probability of an unhappy α -node. Moreover, as $w \rightarrow \infty$ the ratio of the two probabilities tends to infinity or zero, depending whether τ, ρ sit on one side of the plain (with respect to the intersection line) or the other. The crux of the argument in Section 4 is that for many values of τ, ρ stable intervals are much more common than unhappy α -nodes in the initial configuration. This allows us to argue that, in this case, the process has to reach a dormant state after $\mathbf{o}(n)$ many swaps.

5.5 Properties of welfare metrics

The social welfare V of the state can easily be seen to be non-decreasing along the transitions of the process. Let us establish the relationship with the mixing index. Given a certain state of the process and a node u , we let u^α denote the number of α nodes that are located in the neighbourhood of u at this state. Similarly, we let u^β denote the number of β -nodes that are located in the neighbourhood of u . Furthermore, we denote

²Here the current configuration is the outer circle, while the initial random state is the inner small circle. Whenever a swap occurs at some stage, a dot is placed at a distance from the center which is proportional to that stage, at the same angle where the involved node lies. The color of the dot corresponds to the type that the node changed to under the particular swap.

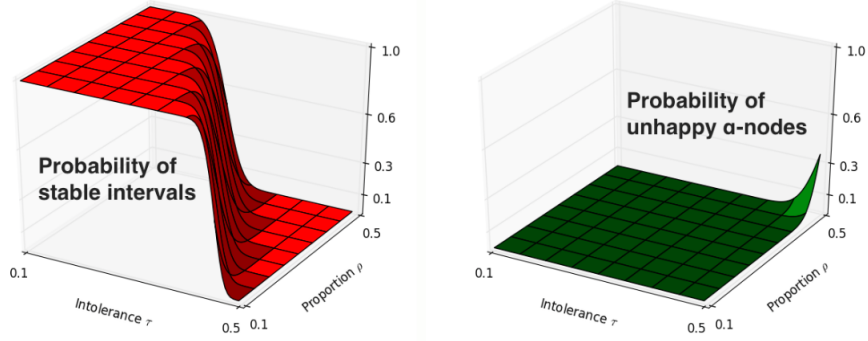


Figure 16: The probabilities of a stable interval and an unhappy α -node, as functions of $\tau, \rho \leq 0.5$ when $w = 100$.

by (α_j) and (β_i) and the finite sequences of α and β nodes respectively in the state. Hence α_j^β denotes the number of β -nodes that are located in the neighbourhood of α_j while β_j^α denotes the number of α -nodes that are located in the neighbourhood of β_j . Given a state, let n_α, n_β be the number of α and β -nodes respectively. Then

$$\sum_{j < n_\beta} \beta_j^\alpha = \sum_{i < n_\alpha} \alpha_i^\beta. \quad (5.5.1)$$

In order to prove this equality, consider the state of α and β types in the state and start by removing all β from their positions. Then, adding the β types one-by-one back to their original positions we can see each placement incurs the same increase to the two sums. Hence by induction, the two sums are equal.

We call the number in (5.5.1) the *mixing index* of the state, because it can be used as a metric of how mixed (i.e. not segregated) the population of α and β types is at the given state. Indeed, suppose that the state has at least $2w + 1$ nodes of each type. In the state of complete segregation the sums in (5.5.1) take the value $2 \cdot (1 + \dots + w)$, which is $w(w + 1)$. This can be shown to be the minimum mixing index (in a state which has at least $2w + 1$ nodes of each type). At the other extreme, if the two types are uniformly mixed (in the sense that every interval I has approximately $\rho_* \cdot |I|$ green nodes) then the sums in (5.5.1) take approximately the value $n \cdot 2w \cdot \rho_*(1 - \rho_*)$, which can be shown to be the maximum possible mixing index. We also have

$$\sum_{i < n_\alpha} \alpha_i^\alpha + \sum_{i < n_\alpha} \alpha_i^\beta = (2w + 1) \cdot n_\alpha \quad \text{and} \quad \sum_{j < n_\beta} \beta_j^\beta + \sum_{j < n_\beta} \beta_j^\alpha = (2w + 1) \cdot n_\beta. \quad (5.5.2)$$

From (5.5.1) and (5.5.2) we get $V = (2w + 1) \cdot n - 2 \cdot \text{MIX}$.

Lemma 5.1. *If $\tau \leq 0.5$, each step in the process decreases the mixing index by at least 4.*

Proof. Suppose that we swap an unhappy α -node u with an unhappy β -node v . Let N_u, N_v be the neighbourhoods of u, v respectively and let $I = N_u \cap N_v$. Here we view the nodes as stationary, so that a swap of nodes means a swap of their types. The mixing index of the nodes in I will not change after the swap. Since $\tau \leq 0.5$ the number x of α -nodes in $N_u - I - \{u\}$ is smaller than the number y of α -nodes in $N_v - I - \{u\}$. After the swap the mixing index of each of the α -nodes in $N_u - I - \{u\}$ will increase by one while the mixing index of each of the β -nodes in the same set will decrease by one. If $t = 2w + 1$ is the length of the neighbourhood and i is the number of α -nodes in I then the mixing index of u before and after the swap is $t - x - i$ (the size of the neighbourhood minus the α -nodes in the neighbourhood) and $x + i$ (the number of α -nodes in $N_u - I$ plus the number of α -nodes in $I \subseteq N_u$) respectively. Hence the difference in the sum of the mixing indices of the nodes in $N_u - I$ before and after the swap is the addition of

- (a) the difference in the mixing index of u

(b) the difference in the sum of the mixing indices of the nodes in $N_u - I - \{u\}$

where the differences refer to the stages before and after the swap. For (a) we have $(x + i) - (t - x - i)$. For (b) there is an increase (by 1) of the mixing indices of each α -node in $N_u - I - \{u\}$ since u becomes a β -node. Moreover there is a decrease (by 1) of the mixing index of the β -nodes (as u ceased to be an α -node). Hence for (b) we have $x - (t - x - i)$. Overall, the difference in the sum of the mixing indices of the nodes in $N_u - I$ before and after the swap is $x - (t - x - i) - (t - x - i) + (x + i) = 4x - 2t + 3i$. A similar argument shows that the difference in the sum of the mixing indices of nodes in $N_v - I$ is $2t - 3i - 4y$. Hence overall (and since the nodes outside $N_u \cup N_v$ maintain the same mixing index before and after the swap) the difference in the (total) mixing index is $4(x - y)$. Since $x < y$ this means that a decrease by at least 4 occurs due to the swap. \square

In our analysis, one of the basic facts used is that that dormant states have at least a reasonably high mixing index. If we can show that with high probability the process reaches a point where the mixing index is too low for dormant states to be accessible, then by Corollary 5.26 we will have shown that with high probability complete segregation is the eventual outcome. Proposition 5.3 below provides an appropriate bound for the mixing index of dormant states. First we prove a technical lemma, which will then be used in the proof of Proposition 5.3.

Lemma 5.2. *Suppose that $\tau > 0.5$, $\rho_* < \tau$, and $0 \ll w \ll n$. In a dormant state of the process (n, w, τ, ρ) every β -block has length at most $2\lceil(1 - \tau)w\rceil$ and every β -node is $\lceil(1 - \tau)w\rceil$ -near to an α -node.*

Proof. Since the second claim implies the first, it suffices to prove the second claim. By Lemma 5.20 we can assume that there are unhappy β -nodes in the given state. For a contradiction, suppose that some β -node is not $\lceil(1 - \tau)w\rceil$ -near to any α -node. Consider the α -node which is adjacent to the block and to the right of it. For large w , $2\lceil(1 - \tau)w\rceil + 1 < w$, meaning that this α -node has at least $2\lceil(1 - \tau)w\rceil + 1$ nodes of type β in its neighbourhood. Hence the α -node has at most $2w - 2\lceil(1 - \tau)w\rceil$ nodes of type α in its neighbourhood, which is less than $(2w + 1)\tau$. The fact that this α node is unhappy means that the state is not dormant. \square

Proposition 5.3 (Mixing in dormant states). *Suppose that $\tau > 0.5$, $\rho_* < \tau$, and $0 \ll w \ll n$. The mixing index in a dormant state of the process (n, w, τ, ρ) is more than $n(w + 1)\tau\rho_*$.*

Proof. Suppose that in a dormant state the mixing index is at most $n(w + 1)\tau\rho_*$. Since there are $n\rho_*$ nodes of type β , there exists such a node u with mixing index at most $(w + 1)\tau$. By Lemma 5.2 there exists an α -node v within $\lceil(1 - \tau)w\rceil$ nodes to the left or to the right of u . The number of α -nodes in the neighbourhood of v is therefore at most $(w + 1)\tau + \lceil(1 - \tau)w\rceil$. However this same number must be at least $(2w + 1)\tau$ since v is happy in a dormant state. This holding for arbitrarily large w would imply that $(1 - \tau) \geq \tau$ which gives the required contradiction. \square

We do not know if the bound provided by Proposition 5.3 is tight. However it is sufficient for the proof of Theorem 1.2, which only requires a bound that is proportional to the population size n .

5.6 Number of unhappy nodes and maximal blocks

While a low mixing index suffices to establish the inaccessibility of dormant states, in fact it will often be more convenient to work directly with the number of unhappy nodes. The aim of this subsection is to allow us to do this, by establishing a fairly tight relationship between the number of unhappy nodes and the mixing index.

As another measure of mixing, we may consider the number k_β of maximal contiguous β -blocks in the state. Let β_i be the i th node of type β and let β_i^α denote the number of α -nodes in the neighbourhood around β_i . Let $[x, y]$ be a finite interval of integers such that $\{\beta_i : i \in [x, y]\}$ constitutes a block (i.e. there is no α -node between β_x and β_y). If $x - y \geq w$ then $\beta_x^\alpha + \dots + \beta_y^\alpha$ is bounded above by $2 \cdot (1 + \dots + w) = w(w + 1)$. If $x - y < w$ the number $w(w + 1)$ continues to be a bound for $\beta_x^\alpha + \dots + \beta_y^\alpha$. Therefore

$$\sum_{i < n_\beta} \beta_i^\alpha \leq w(w + 1) \cdot k_\beta, \quad \text{where } k_\beta \text{ is the number of maximal } \beta\text{-blocks.} \quad (5.6.1)$$

This inequality is a formal expression of the rather obvious fact that the fewer maximal β -blocks there are, the less mixed the two types are. By the definition of happy nodes, if $\tau > 0.5$ and $w > (1 - \tau)/(2\tau - 1)$ then no two adjacent nodes of different types can both be happy. This means that, as we move around the circle of nodes, every time we cross the border between a maximal β -block and a maximal α -block we may count an additional unhappy node. So, provided that $\tau > 0.5$ and w is sufficiently large, the number of maximal β -blocks is bounded above by the number of unhappy nodes in the state. Then by (5.6.1) we get

$$\text{MIX} \leq w \cdot (w + 1) \cdot k_\beta \leq w \cdot (w + 1) \cdot U$$

Intuitively this inequality says that the only way to have a small number of unhappy nodes is a small mixing index, i.e. a large degree of segregation. On the other hand we may bound the number of unhappy nodes in terms of the mixing index. By (5.5.1) and the definition of unhappy nodes

$$U_\alpha \cdot (1 - \tau)(2w + 1) \leq \text{MIX} \quad \text{and} \quad U_\beta \cdot (1 - \tau)(2w + 1) \leq \text{MIX}$$

where U_α, U_β are the numbers of unhappy nodes of type α and β respectively. So

$$\text{MIX} \leq w \cdot (w + 1) \cdot k_\beta \leq w \cdot (w + 1) \cdot U \leq \text{MIX} \cdot \frac{2w(1 + 1/w)}{(1 - \tau)(2 + 1/w)} < \text{MIX} \cdot \frac{2w}{1 - \tau}$$

and

$$\frac{1}{w} \cdot \frac{\text{MIX}}{w + 1} \leq k_\beta \leq U < \frac{2}{1 - \tau} \cdot \frac{\text{MIX}}{w + 1}$$

which means that if $\tau > 0.5$ (and w is sufficiently large) then $U = \Theta(k_\beta) = \Theta(\text{MIX})$.

5.7 Background on probability

We make use of the various concentration of measure inequalities for random variables and (super)martingales. The simplest of these is Markov's inequality, which says that if X is a non-negative random variable with $\mathbb{E}(X) = \mu$ and $a > 0$ then $P(X > a\mu) \leq 1/a$. Recall Hoeffding's inequality for independent Bernoulli trials.

Lemma 5.4 (Tight Hoeffding for Bernoulli variables). *Let Z_i be independent Bernoulli trials with expected value p , and let $S_k = \sum_{i < k} Z_i$. Then $\mathbb{P}[S_k \leq k(p - \epsilon)] \leq e^{-2\epsilon^2 k}$ and $\mathbb{P}[S_k \geq k(p + \epsilon)] \leq e^{-2\epsilon^2 k}$ for each $\epsilon > 0$. If $p \leq 1/2$ then $\mathbb{P}[S_k \geq k(p + \epsilon)] \geq 1/4 \cdot e^{-2\epsilon^2 k/p}$ for each $\epsilon > 0$ such that $\epsilon \leq 1 - 2p$.*

The second clause of this lemma (the tightness of the inequality) follows from Slud's inequality [Slu77] (which gives a lower bound of the binomial upper tail in terms of the upper tail of the normal distribution) and standard lower bounds for upper tail of the normal distribution (see [Mou10] for more details).

Since there are complex dependences amongst the random variables of the Schelling process, we often need to ‘approximate’ certain processes with canonical processes like simple random walks. Here a random walk with respect to the integer-valued random variables (Z_i) is the stochastic process $R_k = r + \sum_{i < k} Z_k$, for some $r \in \mathbb{N}$. We say that (R_i) is ruined at step k if k is the least number such that $R_k \leq 0$. The following simple fact is obtained via a standard coupling argument.

Lemma 5.5 (Random walk simulation). *Let $t_0, t_1 \in \mathbb{N}$, $X_i \in \{-t_0, 0, t_1\}$ be (possibly dependent) random variables, let $\hat{X}_i \in \{-t_0, 0, t_1\}$ be independent Bernoulli trials and let $Y_k = \sum_{i < k} X_k$, $\hat{Y}_k = \sum_{i < k} \hat{X}_k$ be the associated random walks. Provided that, no matter what occurs at stages prior to i , at stage i we have $\mathbb{P}[X_i = -t_0] \leq \mathbb{P}[\hat{X}_i = -t_0]$ and $\mathbb{P}[X_i = t_1] \geq \mathbb{P}[\hat{X}_i = t_1]$, then for all $k, x \in \mathbb{N}$ the probability that $(Y_i + x)$ is ruined by step k is bounded above by the probability that $(\hat{Y}_i + x)$ is ruined by step k .*

The following fact about biased random walks is folklore.

Lemma 5.6 (Biased random walks). *Let $t_0, t_1, r \in \mathbb{N}$, and let $X_i \in \{-t_0, 0, t_1\}$ be (possibly dependent) random variables such that at stage i , no matter what has occurred at previous stages, $\mathbb{P}[X_i = t_1 | X_i \neq 0] > t_0/(t_0 + t_1) + \delta$ for some $\delta > 0$. Let $Y_j = r + \sum_{i < j} X_i$, be the associated random walk. Then the probability that (Y_j) is ever ruined is bounded above by $e^{-2r\delta^2/t_0}/(1 - e^{-2\delta^2})$.*

Proof. Let $Z_i \in \{-t_0, t_1\}$ be independent variables such that $\mathbb{P}[Z_i = -t_0] = t_1/(t_0 + t_1) - \delta$. Let $G_i = r + \sum_{j < i} Z_j$ be the associated random walk. Then $\mathbb{P}[\hat{Y}_i = -t_0] \leq \mathbb{P}[Z_i = -t_0]$, so by Lemma 5.5 it suffices to show that the probability that (G_j) is ruined is bounded above by $e^{-2r\delta^2/t_0}/(1 - e^{-2\delta^2})$.

We may view Z_i as independent Bernoulli trials, where $Z_s = t_1$ is viewed as success and $Z_s = -t_0$ is viewed as failure. Let $p = \mathbb{P}[Z_i = t_1]$, so $p = t_0/(t_0 + t_1) + \delta$. If k_s is the number of successes up to step s , then $G_s = r + t_1 k_s - (s - k_s)t_0$ so ruin of the random walk G_j at step s implies that $k_s \leq (t_0 s - r)/(t_0 + t_1)$. We may use Lemma 5.4 in order to bound the probability of this event. If we let $\delta_s = p - (t_0 - r/s)/(t_0 + t_1)$ note that $\delta_s > p - t_0/(t_0 + t_1) = \delta$, so by Lemma 5.4, $e^{-2\delta^2 s}$ is an upper bound for the probability that (\hat{Y}_j) is ruined at step s . Next, note that (G_j) can only be ruined at stages $> r/t_0$. Hence

$$\sum_{s \in [r/t_0, m)} e^{-2\delta^2 s} \leq \frac{e^{-2r\delta^2/t_0}}{1 - e^{-2\delta^2}}$$

is an upper bound of the probability that (G_j) is ever ruined (before stage m), which concludes the proof. \square

Our analysis depends on various exponential bounds that we can obtain on the expectations of certain parameters (e.g. the number of unhappy α -nodes). The following fact will be routinely used in order to express such bounds in a canonical form. In the following statement the variables Z_s concern stage s of the Schelling process (n, w, τ, ρ) and the constants q, q', p are independent of n, w .

Lemma 5.7 (Expectation bounds). *Let f be a polynomial, $p < 1$ and Z_s a random variables such that $\mathbb{E}(Z_s) < np$ for all s . If $\mathbb{E}(Z_s) \leq n \cdot f(w) \cdot e^{-wq}$ for some $q > 0$ and all s and all sufficiently large w then there exists $q' > 0$ such that $\mathbb{E}(Z_s) \leq n \cdot e^{-wq'}$ for all w, s .*

Proof. Since f is a polynomial, we can choose $q_0 > 0$ and w_0 such that $nf(w)e^{-wq} < ne^{-wq_0}$ for all $w > w_0$. Hence $\mathbb{E}(Z_s) \leq n \cdot e^{-wq_0}$ for all s and all $w > w_0$. We may choose $q' < q_0$ such that $p < e^{-wq'}$ for all $w \leq w_0$. Then by the assumption on p we have that $\mathbb{E}(Z_s) \leq ne^{-wq'}$ for all w and all s . \square

The binomial distribution with t trials and success probability p is denoted by $B(t, p)$, and $Z \sim B(t, p)$ means that random variable Z follows this distribution. Stirling’s formula asserts that $n! \approx n^{n+\frac{1}{2}} e^{-n}$, i.e. that the limit of the ratio of the two expressions tends to 1 as n tends to infinity.

Lemma 5.8 (Stirling's approximation). *There exists a polynomial $y \mapsto p(y)$ such that for all $k \in \mathbb{N}$ and all $x \in \mathbb{R} \cap (0, k)$*

$$\text{there exists } q \in \left(\frac{1}{p(k)}, p(k) \right) \text{ such that } \binom{k}{\lceil x \rceil} = q \cdot \binom{k}{\lfloor x \rfloor}.$$

Proof. Let $z = x$ or $z = k - x$. Also let $z' = \lceil z \rceil$ or $z' = \lfloor z \rfloor$. Then according to the definition of the binomial coefficient it suffices to show that there exists a polynomial $y \mapsto r(y)$ such that

$$z'! = q \cdot z! \quad \text{for some } q \in \left(\frac{1}{r(k)}, r(k) \right).$$

Note that there exists $\delta \in (-1, 1)$ such that $z' = z + \delta$. Then

$$(z + \delta)^{z+\delta+\frac{1}{2}} = z^z \cdot (z + \delta)^{\delta+\frac{1}{2}} \cdot \left(1 + \frac{\delta}{z}\right)^z.$$

The second term on the right side of the equation is bounded by a polynomial in k while the third term is in (e^{-1}, e) . Hence there is a quadratic polynomial $y \mapsto r(y)$ such that

$$(z + \delta)^{z+\delta+\frac{1}{2}} \in \left(z^z \cdot r(k)^{-1}, z^z \cdot r(k) \right).$$

By Stirling's approximation it follows that there exists a quadratic polynomial $y \mapsto p(y)$ such that for all k , $x \leq k$ and z, z' as defined above there exists $q \in (1/p(k), p(k))$ such that $z! = q \cdot z'!$. This fact, along with the definition of the binomial coefficient, implies the required statement. \square

In our analysis of the Schelling process for the case when $\tau \leq 0.5$ we will need to compare the tails of different binomial distributions. There are a number of ways for doing this (including using approximations with the normal distribution) but the simplest is the following elementary fact from [Bolon, Theorem 1.1].

Lemma 5.9 (Tails of the binomial distribution). *Suppose that $X_N \sim B(N, p)$, $p, k \in (0, 1)$ and for all sufficiently large N , $(1 + k(1 - p)/p) \cdot h(N) > N \geq h(N) > p \cdot N > 0$, where $h : \mathbb{N} \rightarrow \mathbb{N}$. Then*

$$\mathbb{P}[X_N = h(N)] \leq \mathbb{P}[X_N \geq h(N)] \leq \left(\frac{1}{1 - k} \right) \cdot \mathbb{P}[X_N = h(N)]$$

for all sufficiently large N . In asymptotic notation we have $\mathbb{P}[X_N \geq h(N)] = \Theta(\mathbb{P}[X_N = h(N)])$.

The combination of this result with Stirling's approximation of the binomial coefficients gives the required information about the asymptotic behaviour of the ratio of the two binomial probabilities of interest (unhappy nodes and stable intervals).

5.8 Martingales in the Schelling process

A crucial part of our analysis is based on two supermartingales, one regarding the non-anomalous α -nodes in the infected area, and one regarding the anomalous nodes. The latter is somewhat sophisticated, in the sense that it is not *adapted* to the stages of the process. Nevertheless it is a supermartingale relative to a more general process, and this is sufficient for our analysis. Due to this sophistication, we clarify how we regard the process (n, w, τ, ρ) in probabilistic terms, and what we mean by a martingale.

The states of the system are all configurations of n nodes that can have one or the other type. A state B is accessible from another state A (thought as an arrow from A to B) if an application of a legitimate swap on

A gives B. We view the random process as a combination of two parts. The first is the production of the initial state according to the given probability distribution of the two types. The second is the stochastic process that starts from the initial state and moves to the next state, choosing uniformly randomly from all the (finitely many) currently accessible states. We denote the initial state by F_0 and the state at stage s by F_s . The remaining discussion refers to the second part of the process, where F_0 is a constant. The underlying probability space Ω is the set of all infinite sequences of states, which start with F_0 and have the property that each term is a state which is accessible from its predecessor. We also add into Ω the finite sequences of states, which start with F_0 , each of their terms is accessible from its predecessor, and its last term is an absorbing state. We view this as a tree, where the i th level of the tree (prefixes of points in the space of length i) describes all possible outcomes of the process up to stage i . This tree has dead-ends, namely the absorbing states. The probability measure on Ω is the uniform one, namely the one induced by splitting the total measure 1 uniformly inductively starting from the root and considering all accessible paths. Then each F_i can be viewed as random variable on Ω , which takes any point in the space and outputs its i th term.

A number of other processes will be defined, relative to the process (F_i) which contains all the information. Clearly (F_i) is memoryless (has the Markov property) since the distribution of F_i only depends on the value of F_{i-1} . The secondary processes that we consider in our analysis (like \mathbf{Z}_s or \mathbf{G}_s) can be seen as recording only part of the information of the full process F_0, \dots, F_s up to stage s . In general, a process X_s is *adapted to* (or defined in terms of) another process J_s if there is a function such that $f(J_s) = X_s$ for every point in Ω . Recall that a *filtration* on Ω is an increasing sequence of σ -algebras on Ω . The reader who is used to working with filtrations (especially with respect to martingales) can equivalently view a process X_s adapted to another process J_s as X_s adapted to the *natural filtration* (\mathcal{J}_s) of (J_s) : this is the filtration generated by the inverse images of the Borel sets of Ω , with respect to the variables J_s . For example, the natural filtration of the full process (F_s) is (\mathcal{F}_s) where \mathcal{F}_s is the σ -algebra generated from the maximal branches of Ω restricted to strings of length s or less. Intuitively \mathcal{F}_s can measure all events that can possibly happen up to stage s .

In order to show that a certain process is a martingale, we will have to adapt to another suitable process. Equivalently, we would have to adapt it to a suitable filtration (which may be different than the standard filtration (\mathcal{F}_s) that we described above). This is the reason for introducing adapted processes: the simplest martingale notion corresponds to processes adapted to themselves, and is not sufficient for our proof. Recall that a process H_s is a supermartingale relative to a Markov process J_s if it is adapted to it and $\mathbb{E}[H_{s+1} | J_s] \leq H_s$ for all s . This means that relative to the set of reals in Ω which have the particular value of J_s (which is regarded as fixed) the expectation of H_{s+1} is bounded by H_s (which is a function of J_s). This is the standard definition of conditional expectation in terms of processes. In our analysis we occasionally need to consider $\mathbb{E}[H_{s+1} | J_s]$ conditional on a set of reals $A \subseteq \Omega$. We denote this by $\mathbb{E}_A[H_{s+1} | J_s]$. A *stopping time* with respect to a process (J_s) is a random variable T such that the truth of the event $T = k$ (for any integer k) is a function of $J_i, i \leq k$. If T is a stopping time for (J_s) and (H_s) is a supermartingale with respect to (J_s) , then the *stopped process* $H_{s \wedge T}$ (which proceeds as H_s up to stage T , and then it is constantly equal to H_T) is also a supermartingale (with respect to (J_s)). Doob's *maximal inequality for supermartingales* says that if (H_s) is a non-negative supermartingale with respect to another process (J_s) and $\mathbb{E}[H_0] = \mu, a > 0$ then $\mathbb{P}[\sup_s H_s \geq a\mu] \leq 1/a$.

5.9 Probability in Schelling segregation

In this section we lay out a general way for arguing about the probability of the various properties that a node can have in the initial configuration.

Definition 5.10 (Rare and common events in the initial configuration). *A property of a node in the initial configuration is called rare (or a rare event) if it holds with probability at most $n \cdot e^{-\delta w}$, for some positive constant δ which may depend on τ, ρ but not on w, n . A property whose negation is rare is called common.*

Definition 5.11 (Local properties). *A local property P_u of a node u in the initial configuration is one that only depends on the nodes that are at most $f(w)$ -far from u , where f is a fixed function. In other words the property is local if given any two nodes u, v such that for all $i \in [-f(w), f(w)]$, $u + i$ is of the same type as $v + i$, then P_u holds iff P_v holds. In this case we say that P_u is f -local.*

Note that the two probabilities mentioned in Lemma 5.12 are on different spaces. The first one refers to the product space where a point is an infinite series of initial states. The second one refers to the space of points on a random initial state.

Lemma 5.12 (Strong law of large numbers for the Schelling process). *Given a local property P_u of nodes in the initial state of the process (n, w, τ, ρ) , with probability one, as $n \rightarrow \infty$ the proportion of nodes u that satisfy P_u tends to the probability of P_u .*

Proof. Let p be the probability of P_u and let f be the function indicating the area around u on which P_u depends (as in Definition 5.11). We wish to use the strong law of large numbers, so we need to manufacture a series of independent trials of properties with given expectation. Let $m \in \mathbb{N}$ be a parameter that depends on n (to be specified shortly). We consider the ring as a union of intervals of length $mf(w) + 2f(w)$ (which we think of an interval of length $mf(w)$ with padding $f(w)$ nodes on each side). We always assume that $mf(w) + 2f(w) < n$. Starting from node 0, denote the i th such interval by V_i so that $|V_i| = mf(w) + 2f(w)$. Also, denote the subinterval of V_i that results from deleting the $f(w)$ -node prefix and the $f(w)$ -node suffix of V_i by I_i . Hence $|I_i| = mf(w)$. Let $M_n \in \mathbb{N}$ be the largest integer such that $M_n(mf(w) + 2f(w)) \leq n$, so that $M_n \rightarrow \infty$ as $n \rightarrow \infty$ and $n - M_n(mf(w) + 2f(w)) < mf(w) + 2f(w)$. Hence for each $i < M_n$, the intervals V_i are defined and are disjoint. The same is true for I_i , $i < M_n$. Moreover, if S is the set of all nodes,

$$2f(w)M_n \leq |S - \cup_{i < M_n} I_i| < 2f(w)M_n + mf(w) + 2f(w). \quad (5.9.1)$$

For each $i < M_n$ let Y_i be the number of nodes $u \in I_i$ such that P_u holds, and note that these random variables are independent. Moreover, by linearity of expectation, $\mathbb{E}(Y_i) = pmf(w)$. Recall that $M_n \rightarrow \infty$ as $n \rightarrow \infty$. According to the strong law of large numbers,

$$\frac{\sum_{i < M_n} Y_i}{M_n} \rightarrow pmf(w) \quad \text{as } n \rightarrow \infty, \text{ with probability 1.} \quad (5.9.2)$$

By (5.9.1), the required proportion is

$$\frac{\sum_{i < M_n} Y_i + \zeta f(w) \cdot (2M_n + m + 2)}{(M_n + \delta)f(w)(m + 2)} = \frac{\frac{\sum_{i < M_n} Y_i}{M_n} + \zeta f(w) \cdot (2 + \frac{m+2}{M_n})}{(1 + \frac{\delta}{M_n})f(w)(m + 2)}$$

where δ, ζ range in $[0, 1)$ (depending on how close n is to being a multiple of $f(m)(m + 2)$). If we take $0 \ll m \ll n$, the ratio m/M_n tends to 0, so by (5.9.2) the required proportion tends to

$$\frac{pmf(w) + 2f(w)\zeta}{f(w)(m + 2)} = \frac{pm + 2\zeta}{m + 2} = \frac{p + \frac{2\zeta}{m}}{1 + \frac{2}{m}}.$$

Since $0 \ll m$, the required proportion tends to p . More formally, we may let $m = \log n$. In this case, as $n \rightarrow \infty$ we have $m/M_n \rightarrow 0$ because $(\log n)^2/n$ tends to 0. Moreover $M_n \rightarrow \infty$ and $m \rightarrow \infty$ when $n \rightarrow \infty$ so the previous argument applies as indicated. \square

The following fact concerns pairs of properties P and Q that a node can have, which may both be rare but one (say P) occurs with much higher probability than the other. It asserts that in this case, a random node u is much more likely to be nearer to a node v satisfying P than a node t satisfying Q (although it may be far from any node satisfying P or Q). In the statement and proof of this result we use P_u as a Boolean random variable which asserts that ‘ u satisfies P ’ (and similar with Q_u).

Lemma 5.13 (Rare properties in the Schelling ring). *Let P_u, Q_u be ℓ -local properties of nodes in the initial state (where $\ell = \ell_w$ is a function of w) and for each node u let x_u be the first node v to the right of u such that either P_v or Q_v holds. If ρ, λ are the probabilities of P_u, Q_u respectively, the probability that P_{x_u} and there is no node v with Q_v to the left of and at distance at most ℓ from x_u tends to a number $\geq \rho/(\rho + \lambda(2\ell + 1))$ as $n \rightarrow \infty$. An analogous result holds when ‘right’ is replaced by ‘left’.*

Proof. Consider a partition of the ring into disjoint neighbourhoods, starting from a node u_0 as follows. Recall that addition of nodes is always modulo n . Given $u = u_0$, suppose inductively that u_t has been defined. Then define $u_{t+1} = x_{u_t} + 2\ell + 1$. This iteration continues as long as $u_{t+1} < n$. Let k_n be the number of iterations in this recursive definition (i.e. the number of terms of the sequence (u_t)). Consider the property

$$T_u: P_{x_u} \text{ holds and no node } v \text{ to the left of } x_u \text{ and at distance at most } \ell \text{ satisfies } Q_v.$$

The sequence (u_i) can be seen as independent trials for this property. Let π_n be the proportion of the terms of (u_i) that satisfy of T_{u_i} in a random initial state. Note that $k_n \rightarrow \infty$ as $n \rightarrow \infty$ with probability 1. If π is the probability of T_u , by the strong law of large numbers we have that $\pi_n \rightarrow \pi$ as $n \rightarrow \infty$ with probability 1. Let ρ_n be the proportion of nodes that satisfy P_u and let λ_n be the proportion of nodes that satisfy Q_u . Note that we view π_n, ρ_n, λ_n as random variables that depend on the initial state. Then

$$\frac{\rho_n}{\lambda_n} \leq \frac{(2\ell + 1)\pi_n k_n}{(1 - \pi_n)k_n} = \frac{(2\ell + 1)\pi_n}{1 - \pi_n} \Rightarrow \pi_n \geq \frac{\rho_n}{\rho_n + \lambda_n(2\ell + 1)}$$

By Lemma 5.12 we have $\rho_n \rightarrow \rho$ and $\lambda_n \rightarrow \lambda$ as $n \rightarrow \infty$, which gives the required asymptotic bound. \square

5.10 Initial expectations

An important part of our analysis relies on the values of the welfare metrics at the initial state. With high probability, these will be near to their expected values, which we may compute. We start with the mixing index.

Lemma 5.14. *The expectation of the mixing index in the initial state of (n, w, τ, ρ) is $2nw\rho(1 - \rho)$.*

Proof. Consider the random variables β_i^α and note that $\mathbb{E}[\beta_i^\alpha] = 2w(1 - \rho)$ for each i . If n_β is the number of β -nodes, the expectation of the mixing index in the initial state is $n_\beta \cdot 2w(1 - \rho)$ by the linearity of expectation. If we see n_β as a random variable, its expected value is $n\rho$. By the rule of iterated expectation, the expected value of the mixing index is $2nw\rho(1 - \rho)$. \square

Note that the expected value of the mixing index in the initial state is only slightly smaller than the maximum possible mixing index $n \cdot (2w + 1) \cdot \rho_*(1 - \rho_*)$. This is hardly surprising, as a random state will be almost perfectly mixed, with the occasional non-uniformities that are implied by randomness (e.g. the existence of contiguous blocks of certain sizes).

Next, we are interested in the expected number of unhappy nodes of each type. It is not hard to see that this depends on whether $\tau + \rho < 1$ or $\tau + \rho > 1$ (we will not consider the special case where $\tau + \rho = 1$).

Lemma 5.15 (Unhappy α -nodes). *Given ρ, τ such that $\rho + \tau < 1$, with high probability the number of initially unhappy α -nodes in the process (n, w, τ, ρ) is $n \cdot e^{-\Theta(w)}$.*

Proof. Let X_j be 1 if the j th node u_j in the initial state is of type α and unhappy, and 0 otherwise. By Lemma 5.12, it suffices to show that $\mathbb{E}[X_j]$ is $e^{-\Theta(w)}$. Recall that the nodes are labelled independently, following a Bernoulli distribution, with the probability of a β -label being ρ . Let $\epsilon = 1 - \rho - \tau$ which is positive, according to our hypothesis. If u_j is an unhappy α -node, then the proportion of β -nodes in its neighbourhood $N(u_j)$ is larger than $1 - \tau$. Hence the proportion of β -nodes in $N(u_j) - \{u_j\}$ is larger than $1 - \tau$, so it is at least $\rho + \epsilon$.

Let A be the event that u_j is an α -node and B the event that u_j is unhappy, so that $\mathbb{P}[A] = 1 - \rho$ and $\mathbb{P}[A \cap B] = \mathbb{P}[B | A] \cdot \mathbb{P}[A]$. If we see the labels of the nodes in $N(u_j) - \{u_j\}$ as a series of $2w$ independent Bernoulli trials, by Hoeffding's inequality for Bernoulli trials the probability that the proportion of β -nodes is at least $\rho + \epsilon$ is bounded by $e^{-4w\epsilon^2}$. Hence by the above discussion, $\mathbb{P}[B | A] < e^{-4w\epsilon^2}$. We may conclude that $\mathbb{P}[X_j = 1] < (1 - \rho) \cdot e^{-4w\epsilon^2}$. Hence $\mathbb{E}[X_j] \leq (1 - \rho) \cdot e^{-4w(1-\tau-\rho)^2}$. Similarly, by Lemma 5.4 we have $\mathbb{E}[X_j] \geq (1 - \rho) \cdot e^{-4w(1-\tau-\rho)^2/\rho}/4$. Hence $\mathbb{E}[X_j]$ is $n \cdot e^{-\Theta(w)}$, which concludes the proof. \square

A similar argument gives an analogous result for the unhappy β -nodes.

Lemma 5.16 (Unhappy β -nodes). *Given τ, ρ such that $\rho < \tau$, with high probability the number of initially happy β -nodes in the process (n, w, τ, ρ) is $n \cdot e^{-\Theta(w)}$. If in addition $\tau + \rho < 1$, with high probability this number is $n \cdot e^{-\Theta(w)}$.*

Proof. Let Y_j be 1 if u_j is of type β and happy, and 0 otherwise. Then provided that $\rho < \tau$, by Hoeffding's inequality for Bernoulli variables we have that $\mathbb{E}[Y_j] \leq \rho \cdot e^{-4w(\tau-\rho)^2}$. Then Lemma 5.12 gives the first clause of the claim. Now let's assume that we also have $\tau + \rho < 1$. Then by the second clause of Lemma 5.4 we get $\mathbb{E}[Y_j] \geq \rho \cdot e^{-4w(\tau-\rho)^2/\rho}$. This application is possible with $p = \rho$ and $\epsilon = \tau - \rho$ because $\rho < 0.5$ and $\tau + \rho < 1$, which means that $\epsilon < 1 - 2\rho$. Then by Lemma 5.12 we get the second clause of the claim. \square

By a similar argument we get a bound on the total size of the incubators.

Lemma 5.17 (Number of incubators). *If $\tau + \rho < 1$, the probability that a node belongs to an incubator is $e^{-\Theta(w)}$. Hence with high probability the number of incubators as well as the number of nodes belonging to incubators of the process (n, w, τ, ρ) is $ne^{-\Theta(w)}$.*

Proof. Let $\epsilon_* = (1 - \tau - \rho)/2$, and let X_j be the index variable of the event that the left semi-neighbourhood of the j th node has less than $(\tau + \epsilon_*)w$ many α -nodes. Given that $\tau + \rho < 1$, by Hoeffding's inequality for Bernoulli variables (Lemma 5.4) and the tightness of it (Lemma 5.4), the probability that $X_j = 1$ is $e^{-\Theta(w)}$. Let Y_j be the index variable of the event that the j th node belongs to an incubator, so that the probability that $Y_j = 1$ is $e^{-\Theta(w)}$ (since $(2w + 1)e^{-\Theta(w)}$ is $e^{-\Theta(w)}$). Hence $\mathbb{E}(Y_j)$ is $e^{-\Theta(w)}$. Then by Lemma 5.12 with high probability the number of nodes belonging to incubators of the process (n, w, τ, ρ) is $ne^{-\Theta(w)}$. \square

5.11 Accessibility of dormant states

It is crucial to understand the dormant states and assess their accessibility from an initial state. We demonstrate that this issue ultimately depends on the given parameters τ, ρ . We show that if $\tau + \rho > 1$ then with high probability we may assert that no dormant state is accessible from the initial state. On the other hand, if $\tau + \rho < 1$ then with high probability there are permutations of the initial state which are dormant.

Proposition 5.18 (Existence of dormant states). *If $\tau + \rho_* < 1$ then there are permutations of the initial state which are dormant (provided that $n > 2w + 1/(1 - \tau - \rho_*)$).*

Proof. Consider the state where the β -nodes occur in blocks of length $\lfloor (2w + 1)\rho_* \rfloor$, which are divided by blocks of α -nodes of length at least $\lceil (2w + 1)(1 - \rho_*) \rceil$. Since $\lceil (2w + 1)(1 - \rho_*) \rceil = (2w + 1) - \lfloor (2w + 1)\rho_* \rfloor$ and $n > 2w + 1/(1 - \tau - \rho_*)$ we can consider an arrangement such that all blocks of α -nodes have length exactly $\lceil (2w + 1)(1 - \rho_*) \rceil$, except perhaps one which may have longer length. In this state all α -nodes are happy and all β -nodes are unhappy. In particular, it is a dormant state. \square

Lemma 5.19 (Existence of unhappy nodes). *Suppose $\gamma \in \{\alpha, \beta\}$ and let θ_* be the proportion of γ -nodes in a state of the process (n, w, τ, ρ) . If $\tau > 0.5$ and $\theta_* < \tau$, then for $0 \ll w \ll n$ there exist unhappy γ -nodes in the state.*

Proof. Given the parameters θ_*, τ, w which is large, and any state of the process (n, w, τ, ρ) with no unhappy γ -nodes, it suffices to produce an upper bound on n (which does not depend on the particular state but only θ_*, τ, w and the fact that no γ -nodes are unhappy).

Let $\delta \in \{\alpha, \beta\} - \{\gamma\}$. Since $\tau > 0.5$ and all γ -nodes are happy, there are no δ -blocks of length $\geq w$. We may assume that $n > 3w + 1$. Define the *bias* $\mathbf{B}(I)$ of an interval I of nodes to be the difference between the number of γ -nodes in the interval and the number of δ -nodes in the interval. Without loss of generality suppose that the node occupying site w is a γ -node (otherwise consider a rotation). We define a sequence (u_i) of γ -nodes in the state, starting with $u_0 = w$. Let N_i denote the neighbourhood of u_i . Given u_i , define u_{i+1} to be the rightmost γ -node in N_i . Since there are no δ -blocks of length $\geq w$, the sequence (u_i) is well defined and it never happens that $u_i = u_{i+1}$. Let m be the largest number such that none of the neighbourhoods N_i for $0 < i \leq m$ contain the node at site 0. Since $n > 3w + 1$ we have $m > 0$. Let $I_m = \cup_{i=0}^m N_i$ and $V_m = \sum_{i=0}^m \mathbf{B}(N_i)$. Note that I_m contains all of the nodes except at most w . Moreover since $u_{i+1} - u_i \leq w$ we have

$$|I_m| \leq 2w + 1 + mw. \quad (5.11.1)$$

Let L_i and R_i be the leftmost and rightmost w -many nodes in N_i respectively. Since N_i contains at least $\tau(2w + 1)$ nodes of type γ :

$$\mathbf{B}(N_i) \geq (2w + 1)(2\tau - 1) \quad \text{and} \quad V_m \geq (m + 1)(2w + 1)(2\tau - 1). \quad (5.11.2)$$

Note, however, that some nodes have been counted multiple times in the sum that defines V_m , since the intervals N_i are not disjoint. For each $k \in \mathbb{N}$ let J_k^m consist of the nodes in I_m which belong to exactly k distinct intervals N_i .

By the definition of (u_i) , the node u_{i+2} is always outside N_i . Similarly, u_{i+4} is always outside N_{i+2} . This means that it is not possible for the neighbourhoods of 5 consecutive terms of (u_i) to have a nonempty intersection. This, in turn, implies that $J_k^m = \emptyset$ for each $k > 4$. A similar consideration shows that J_4^m consists entirely of δ -nodes (hence $\mathbf{B}(J_4^m) \leq 0$). Next, note that $J_1^m \subseteq L_0 \cup R_m$, so $|J_1^m| \leq 2w$. Hence by counting the multiplicities of the nodes in the sum which defines V_m , we have

$$V_m = 2\mathbf{B}(I_m) - \mathbf{B}(J_1^m) + \mathbf{B}(J_3^m) + 2\mathbf{B}(J_4^m) \quad \text{and} \quad V_m \leq 2\mathbf{B}(I_m) + 2w + \mathbf{B}(J_3^m). \quad (5.11.3)$$

Let $N'_i = N_{i-1} \cap N_{i+1}$ and note that $N'_i = R_{i-1} \cap L_{i+1}$. Moreover let $L'_i = N'_i \cap L_i$ and $R'_i = N'_i \cap R_i$. By the definition of (u_i) it follows that if R'_i is nonempty, then it consists entirely of δ -nodes. Since $u_i \in J_3^m$ for each $i \in [1, m - 1]$, $N'_i = L'_i \cup R'_i \cup \{u_i\}$ and $J_3^m \subseteq \cup_{i \in [1, m-1]} N'_i$, we have:

$$\mathbf{B}(J_3^m) < m + \sum_{i=1}^{m-1} (|L'_i| - |R'_i|). \quad (5.11.4)$$

Let $d_i = u_i - u_{i-1}$. Then $|R'_i| = w - d_i$ and $|L'_k| = w - d_{i+1}$. Hence $|L'_i| = |R'_{i+1}|$ and

$$\sum_{i=1}^{m-1} (|L'_i| - |R'_i|) \leq |L'_{m-1}| - |R'_1| \leq w.$$

Then from (5.11.4) we get $B(J_3^m) < m + w$. From the second clause of (5.11.2) and (5.11.3) we have

$$2B(I_m) > (m + 1)(2w + 1)(2\tau - 1) - 3w - m. \quad (5.11.5)$$

If x_m, y_m are the numbers of γ and δ nodes in I_m respectively, then $x_m + y_m = |I_m|$ and $x_m - y_m = B(I_m)$. Hence $2x_m = |I_m| + B(I_m)$. By hypothesis we have $x_m \leq n\theta_*$. Moreover, since $n \leq |I_m| + w$ we have $x_m \leq (|I_m| + w)\theta_*$. Hence $B(I_m) \leq (2\theta_* - 1)|I_m| + 2w\theta_*$, so by (5.11.1),

$$B(I_m) \leq mw(2\theta_* - 1) + 2w(3\theta_* - 1) + 2\theta_* - 1.$$

By (5.11.5) we may deduce that

$$2m \cdot [2w(\tau - \theta_*) - (1 - \tau)] < w(12\theta_* - 4\tau + 1) + 4\theta_* - 2\tau - 1. \quad (5.11.6)$$

We may assume that w is larger than $(1 - \tau)/[2(\tau - \theta_*)]$. By this condition and the fact that $\tau - \theta_* > 0$, the left side of (5.11.6) is positive. Also, $n \leq |I_m| + w$, so by (5.11.1) we have $n \leq 3w + 1 + mw$. If we combine the latter inequality with (5.11.6) we get

$$n < 3w + 1 + w \cdot \frac{w(12\theta_* - 4\tau + 1) + 4\theta_* - 2\tau - 1}{4w(\tau - \theta_*) - 2(1 - \tau)}$$

which is the required bound on n . □

Note that in the above result, the lower bound that is required on w depends only on τ, ρ_* , while the lower bound that is required on n depends on τ, ρ_* and w . We may now apply Lemma 5.19 in order to establish the conditional existence of unhappy nodes of both types.

Corollary 5.20 (Existence of unhappy nodes). *Suppose that $\tau > 0.5$, $\rho_* < \tau$ and w is sufficiently large. Then for all sufficiently large n , every state of the process (n, w, τ, ρ) has unhappy β -nodes, and if $\tau + \rho_* > 1$ then every state also has unhappy α -nodes.*

Given ρ , by the law of large numbers with high probability (tending to 1, as n tends to infinity) ρ_* will be arbitrarily close to ρ . Hence we may deduce the absence of dormant states (with high probability) in the case that $\tau + \rho > 1$.

Corollary 5.21 (Absence of dormant states). *If $\rho \leq 0.5 < \tau$ and $\tau + \rho > 1$ then with high probability none of the accessible states of the process (n, w, τ, ρ) is dormant.*

This corollary along with Proposition 5.18 establishes the main dichotomy in the analysis of the process.

5.12 Accessibility of complete segregation or dormant state

A central part of our analysis is the fact that from any state there is a transition to either a dormant state or complete segregation. This is what we prove in this section. This also means that the only absorbing states of the process are the dormant states. If $\tau \leq 0.5$ then it is clear that the only absorbing states of the process are the dormant states, since unhappy pairs of nodes of different type can always swap. It is also

not difficult to find an appropriate Lyapunov function, establishing that a dormant state must eventually be reached. Consider the *mixing index* which is non-negative and strictly decreasing in stages for $\tau \leq 0.5$. For the case where $\tau > 0.5$ more effort is required. We argue in four steps. The numbers in what follows are fairly arbitrary. First we show that from a state with few unhappy nodes of one type (here $5w^4$ is a convenient upper bound of what we mean by ‘few’, which is by no means optimal) there is a series of transitions which lead to either a state with a contiguous block of length $2w$ or a dormant state. Second, (assuming that $\tau > 0.5$) from a state with a contiguous block of length $\geq 2w$ there is a series of transitions to complete segregation or to a dormant state. Third, any state which has at least $2w^4$ unhappy nodes of each type, there is a series of transitions to a state with a contiguous block of length at least w , and at least w^4 unhappy nodes of each type. Finally (if $\tau > 0.5$) from a state that has a contiguous block of length $\geq w$ and at least $4w$ unhappy nodes of opposite type from the block, there is a series of transitions to a state with a contiguous block of length $\geq 2w$. The combination of these four statements constitutes a strategy for arriving at a dormant state or a state of complete segregation, from any given state.

In the following arguments we will often make use of the following two rather simple facts that hold when $\tau > 0.5$. One is that (if $w > (1 - \tau)/(2\tau - 1)$), any β -node that is adjacent to a happy α -node is unhappy. The second concerns the situation where next to a happy α -node there is a β -node, and we swap the β -node for another α -node. Then, provided that before the swap the second α node is outside the neighbourhood of the β -node, both α -nodes will be happy after the swap.

Lemma 5.22 (Shortage of unhappy nodes). *Suppose that $\tau > 0.5$ and that $0 \ll w \ll n$. From a state with less than $5w^4$ unhappy nodes of one of the types, there is a series of transitions to either a dormant state or to a state containing a contiguous block of length at least $2w$.*

Proof. Without loss of generality suppose that the state has less than $5w^4$ unhappy α -nodes. Since $\rho_* \in (0, 1)$, and $0 \ll w \ll n$, if there does not already exist a contiguous block of length $2w$ then there exists an interval $[u, v]$ of $2w$ nodes which contains at least one α -node and such that any unhappy α -node is distance at least $2w^2$ from any node in $[u, v]$. Any unhappy α node which cannot see any node in $[u, v]$ can move to any position in $[u, v]$ that is adjacent to an α -node (because by doing so, it becomes happy and because if a swap is legal for one member of a potential swapping pair then it is legal for both). Hence we can start successively replacing the β -nodes in $[u, v]$ which are adjacent to α -nodes, with unhappy α -nodes, each time choosing unhappy α -nodes that have maximal distance from u, v . Note that this recursive procedure is valid because all α -nodes in $[u, v]$ are happy after each swap. Ultimately we either run out of unhappy α -nodes, or else $[u, v]$ becomes an α -block. \square

Lemma 5.23 (Toward a block of length w). *Suppose $\tau > 0.5$. If $0 \ll w \ll n$ then from any state which has at least $2w^4$ unhappy nodes of each type, there is a series of transitions to a state with an α -block or β -block of length at least w , and at least w^4 many unhappy nodes of each type.*

Proof. Suppose that we are given a certain state of the process. Define a sequence u_i , $i \leq w^2$ of α -nodes with neighbourhoods N_{u_i} respectively, by induction as follows. Let u_0 be the least α -node whose neighbourhood contains the minimum number of α -nodes amongst all neighbourhoods of α -nodes. If u_i is defined and $i < w^2$, define u_{i+1} to be the least α -node whose neighbourhood is disjoint from $\cup_{j \leq i} N_{u_j}$ and whose neighbourhood contains the minimum number of α -nodes amongst all α -nodes with the same property (i.e. with neighbourhoods that are disjoint from $\cup_{j \leq i} N_{u_j}$). This completes the definition of (u_i) , which is sound provided that n is sufficiently large. We define a sequence v_i , $i \leq w^2$ of β -nodes with neighbourhoods N_{v_i} respectively, in a way entirely analogous to the above definition, ensuring also that all neighbourhoods N_{u_i} and N_{v_j} are disjoint.

The sequences (u_i) and (v_i) provide a pool of nodes which will be used for legitimate swaps in a series of transitions which will lead to the desired state of the process. We start by considering an interval J of nodes of length $3w$ which is disjoint from $\cup_{j \leq w^2} N_{u_j}$ and disjoint from $\cup_{j \leq w^2} N_{v_j}$. Such an interval exists, provided that n is sufficiently large. Let I consist of the w -many nodes in J that are at distance at least $w + 1$ from any node outside the interval. Clearly any swap that occurs between a node in I and one of the nodes u_i , does not affect the composition of the neighbourhoods N_{u_j} for $j \neq i$, or N_{v_j} for $j \leq w^2$ (and similarly for a swap between a node in I and one of the v_i).

Let $t_i, i < w$ be the nodes of I enumerated from left to right. We shall describe a swapping process, involving less than w^2 swaps. At the end of this process of legal swaps, all nodes in I will be of the same type, (but which type that is will not be determined until the end of the process). This process has w -many *steps*, with each step s involving up to s swaps. Let γ_s be the type of t_s at the end of stage s . Also, let V_s contain the nodes $u_i, v_i, i \leq w^2$ which are of type γ_s and have not been involved in a swap by the end of stage s . The construction is designed so that γ_s is the type of all $t_i, i \leq s$ at the end of stage s . This feature guarantees that at the end of the process, all nodes in I have the same type. Stage 0 is null (i.e. we carry out no instructions at stage 0).

At stage $s + 1$ we check if t_{s+1} has type γ_s . If so, then we go to the next stage. If not, then suppose first that t_{s+1} is unhappy. In the case that t_s is happy, any unhappy γ_s -node outside J can swap with t_{s+1} (because an unhappy γ_s -node moving next to a happy γ_s -node cannot decrease its utility). In the case that t_s is unhappy, we claim that any node x from V_s can legitimately swap with t_{s+1} . In order to see this, note that the number of γ_s -nodes in the neighbourhood of t_s is at least as large as this number at the beginning of the process. By the definition of V_s , this number is at least as large as the number of γ_s nodes in the neighbourhood of x . This means that if x moves to the place that t_{s+1} occupies, its utility will not decrease.

The last case in the procedure is if t_{s+1} is happy and of type different than γ_s . In this case we define $\gamma_{s+1} \in \{\alpha, \beta\} - \{\gamma_s\}$ and swap all $t_i, i \leq s$ with distinct nodes in V_{s+1} , starting with t_s and moving to the left. These are legitimate swaps, as nodes of type γ_{s+1} move next to happy nodes of the same type (so their utility is not decreased after the swap). This concludes the description of the process.

By the end of stage $w - 1$, all nodes in I are of the same type. Since we perform less than w^2 many swaps, there are less than $2(2w + 1)w^2$ many nodes whose neighbourhoods are affected by these swaps. Since w is large, there are therefore at least w^4 many unhappy nodes remaining of each type remaining. \square

Lemma 5.24 (Toward a contiguous block of length $2w$). *Suppose that $\tau > 0.5$ and $0 \ll w \ll n$. From a state that has an α -block of length $\geq w$ and at least w^4 unhappy nodes of each type, there is a series of transitions to a state with an α -block of length $\geq 2w$. The same holds for β -blocks.*

Proof. Consider the given state and assume that there is no α -block of length $\geq 2w$ (otherwise 0 transitions suffice). Let $[x, y]$ be the longest α -block in the given state, and let J consist of all the nodes that are at distance at least w from the interval $[y - 2w, y]$.

Note that $x - 1$ is a β -node and since $\tau > 0.5$ it is unhappy. Let z be the rightmost α -node to the left of x . If z is unhappy, then we may swap it with $x - 1$ since its utility will not decrease. Otherwise, if z is happy, then it is at a distance at most w from x and we may successively swap the β -nodes in (z, x) , starting from $z + 1$ and moving to the right, for an equal number of unhappy α -nodes in J . This is possible because each time that we move an α node next to a happy α -node, the new α node becomes happy.

We repeat this process until an α -block of length $2w$ has been formed. Each step of the process increases the length of the α -block that is adjacent and to the left of y . Therefore the process will terminate. We also

perform at most w many swaps, meaning that we shall not run out of unhappy nodes to perform the swaps with. \square

Lemma 5.25 (Complete segregation or dormant state from long block). *Suppose $\tau > 0.5$ and that $0 \ll w \ll n$. From a state with a contiguous block of length $\geq 2w$ there is a series of transitions to complete segregation or to a dormant state.*

Proof. Consider any state which is not completely segregated, but which has a contiguous block of length at least $2w$. Without loss of generality, suppose that this is a block of α nodes occupying the interval $[u, v]$, where this interval is chosen to be of maximum possible length. Our aim is to show that from this state, one may legally reach another with a contiguous block of greater length (or else a dormant state). Now if the nodes u and v are both happy then the length of the interval ensures that all nodes in the block are happy – this follows by induction on the distance from the edge of the interval by considering the difference between successive neighbourhoods. In this case, if there exists an unhappy α node u' , then let $t \in \{u, v\}$ be distance at least $w + 1$ from u' . Then u' and the β neighbour of t may legally be swapped, increasing the length of the run by at least 1.

So suppose instead that at least one of the nodes u and v is not happy, and without loss of generality suppose that u has *bias* less than or equal to v , where the bias of a node is the number of α -nodes minus the number of β -nodes in its neighbourhood. Then u and $v + 1$ may legally be swapped. Performing this swap causes position $v + 1$ to have at least the same bias as v did before the swap, and causes $u + 1$ to have at most the same bias as u did before the swap. Thus, the swap has the effect of shifting the run one position to the right and may be repeated until the length of the run is increased by at least 1, i.e. for successive $i \geq 0$ we can swap the nodes $u + i$ and $v + i + 1$, so long as the latter is of type β . The first stage at which the latter is of type α the length of the contiguous block has been increased. Putting these observations together, we conclude that from any state which has a contiguous block of length at least $2w$ it is possible to reach full segregation. \square

Finally, we piece together the above processes in order to show the following comprehensive statement.

Corollary 5.26 (Complete segregation or dormant state). *From any state of the process (n, w, τ, ρ) with $0 \ll w \ll n$ there exists a series of transitions to complete segregation or to a dormant state.*

Proof. The case $\tau \leq 0.5$, we considered earlier. Suppose that $\tau > 0.5$. We may assume that $\rho_* \in (0, 1)$, because otherwise every state is a dormant state. If there exist at most $5w^4$ unhappy nodes of each type in the state, Lemma 5.22 shows how to reach a dormant state or a state with a contiguous block of length $\geq 2w$. In the latter case, Lemma 5.25 shows that there is a series of transitions to complete segregation or to a dormant state.

So we may assume that the given state has more than $5w^4$ unhappy nodes of each type. Then Lemma 5.23 shows how to reach a state with a contiguous block of length $\geq w$ and at least w^4 many unhappy nodes of each type. Furthermore, from such a state Lemma 5.24 shows how to reach a dormant state or a state with a contiguous block of length $\geq 2w$. In the latter case, Lemma 5.25 shows that there is a series of transitions to complete segregation or to a dormant state. This is an exhaustive analysis that establishes a path to a dormant state or complete segregation, from every state. \square

This completes our proof of Theorem 1.2 for the case that $\tau + \rho > 1$.

5.13 Persistent blocks and unhappy nodes in intervals

Now we focus on the case where $\tau > 0.5$ and $\tau + \rho < 1$. Having established that a low number of unhappy nodes suffices to ensure dormant states are inaccessible, we now wish to show that such state is reached, before any dormant state is reached. Since in this case there are always unhappy β -nodes, we are only concerned about the existence of unhappy α -nodes. One way to ensure this is to establish the existence of blocks of β -nodes of length $> w$.

Lemma 5.27 (Persistent β -block). *Consider the process (n, w, τ, ρ) with $\tau > 0.5$ and let s_* be the least stage where the ratio between the very unhappy β -nodes and the unhappy α -nodes becomes less than $4w^2$ (putting $s_* = \infty$ if no such stage exists). Then with high probability there is a β -block of length $\geq 2w$ at all stages $< s_*$ of the process.*

Proof. Let $\epsilon > 0$, let $\delta = 2w/(2w + 1) - w/(w + 1)$, and let y be a sufficiently large integer so that

$$e^{-2(y-2w)\delta^2/w} / (1 - e^{-2\delta^2}) < \epsilon/2. \quad (5.13.1)$$

Since the initial state is random, as $n \rightarrow \infty$ the probability that there is a β -block of length at least y in the initial state tends to 1. Hence (for sufficiently large n) we may assume that there is a β -block of length $\geq y$ in the initial state, with probability at least $1 - \epsilon/2$. Fix such a block and note that during the stages it may expand or retract. It suffices to show that, conditionally on the existence of such a block in the initial state, the probability that it shrinks to a block of length less than $2w$ before stage s_* is bounded by $\epsilon/2$. Let ℓ_s be the length of the block at stage s , so that $\ell_0 = y$. Also let $X_0 = 0$ and for each $s > 0$ let $X_s = \ell_s - \ell_{s-1}$. Then $X_s \geq -w$ for all s , and $\ell_s = \ell_0 + \sum_{t \leq s} X_t$. Let Z_s be $-w$ if $X_s < 0$, and let Z_s be 1 if $X_s > 0$ (and $Z_s = 0$ if $X_s = 0$). Also let $Y_s = \sum_{t \leq s} Z_t + \ell_0 - 2w$, so if at stage s the length of the β -block becomes less than $2w$, the random walk (Y_i) is ruined (by stage s_*). Let (\hat{Y}_i) be identical to (Y_i) , except for stages after s_* , at which it remains identical to Y_{s_*-1} . Hence it suffices to show that the probability that (\hat{Y}_i) is ruined is bounded above by $\epsilon/2$. Let $p_s = \mathbb{P}[X_s > 0 \mid X_s \neq 0]$ and let $q_s = \mathbb{P}[X_s < 0 \mid X_s \neq 0]$, so that $p_s + q_s = 1$.

Since $\tau > 1/2$, as long as the length of the block is at least w , the nearest α -node on each side is unhappy. Moreover these α -nodes can swap with any very unhappy β -node. Any such swap at stage s would make $Z_s = 1$. On the other hand, the only way that $Z_s = -w$ (i.e. the length of the block is reduced) is that a β -node from one of the $2w$ outer nodes in the block (w on each side) is part of a swap at stage s (with an unhappy α -node). Hence according to our hypothesis we have $p_s/q_s > 2w$ for all $s < s_*$. So

$$\mathbb{P}[X_s > 0 \mid X_s \neq 0] > \frac{2w}{2w + 1} > \frac{w}{w + 1} + \delta$$

which means that the walk (\hat{Y}_i) meets the requirements of Lemma 5.6. Hence the probability that (\hat{Y}_i) is ruined is bounded by the expression on the left-hand-side of (5.13.1). We sum up our argument. Given $\epsilon > 0$, we start with a block of β -nodes of length y , with probability at least $1 - \epsilon/2$. Conditionally on this starting assumption, our argument says that with probability at least $1 - \epsilon/2$ this block will continue to have length more than $2w$ at all stages up to stage s_* . Hence the probability that there is no β -block of length $\geq 2w$ at some stage $< s_*$ is less than ϵ . \square

Another tool that was used in our analysis is a bound on the number of unhappy β -nodes in the infected area, in terms of the number of α -nodes in the infected area. This is based on the fact that, when the number of α -nodes in an interval is limited, then the number of unhappy β -nodes in the same interval is also limited.

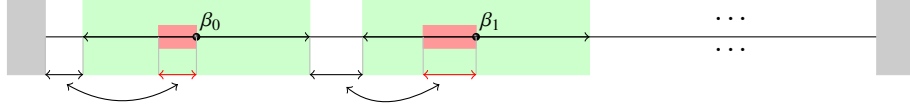


Figure 17: Partition of patched block B in the proof of Lemma 5.28

Lemma 5.28 (Proportions in a block of nodes). *Consider a block of adjacent nodes which contains exactly x nodes of type α . Then for each $y \in (0, 1)$ there are at most $x/y + 2w$ many β -nodes in the block for which the proportion of α -nodes in their neighbourhood is at least y .*

Proof. We are given a block of adjacent nodes A . Let us call a node *weak* if it is a β -node for which the proportion of α -nodes in its neighbourhood is less than y . It suffices to show that the number of β -nodes in A which are not weak is at most $x/y + 2w$. If we remove all of the weak nodes from A , thus obtaining a possibly different (and shorter) block B , then in the resulting configuration there are no weak nodes. It then suffices to show that the number of β -nodes in B is at most $x/y + 2w$. Note that the number of α -nodes in B remains x , since we did not remove any α -nodes. Let $b_0 < b_1$ be the endpoints of block B and define a finite sequence (β_i) of β -nodes as illustrated in Figure 17 and formally defined as follows. Let β_0 be the leftmost β -node in B such that the left endpoint of its neighbourhood is $\geq b_0$ and such that the neighbourhood of β_0 is entirely contained in B (if there exists such). Assuming that β_i is defined and there are β -nodes between the right endpoint of β_i and b_1 , define β_{i+1} to be the leftmost β -node in B which is to the right of β_i , whose neighbourhood is disjoint from that of β_i and entirely contained in B . Let $\beta_i, i < k$ be the sequence defined in this way. Then $\beta_i, i < k$ have disjoint neighbourhoods, each of them containing at least $y(2w + 1)$ nodes of type α . Hence $ky(2w + 1) \leq x$ so $k(2w + 1) \leq x/y$ which means that the number of nodes that are contained in the union of these neighbourhoods is bounded by x/y . Since these are neighbourhoods of β -nodes that are not weak, the number of β -nodes that are contained in the union of these neighbourhoods is at most $x/y(1 - y) = x/y - x$.

Let x_i be the distance between the right endpoint of the neighbourhood of β_i and the left endpoint of the neighbourhood of β_{i+1} . Note that for each $i < k$ there is a block of at least x_i nodes of type α in the left semi-neighbourhood of β_{i+1} . Indeed, according to the definition of (β_i) , the only reason why there is some distance d between the two endpoints is that a block of α -nodes of length d immediately to the left of β_{i+1} . We may conclude that there are at least $\sum_i x_i$ nodes of type α . By the hypothesis the α -nodes are exactly x , so $\sum_i x_i \leq x$. Hence the number of β -nodes in B that do not belong to the neighbourhood of some $\beta_i, i < k$ is at most $x + 2w$ (where $2w$ is an upper bound for the number of β -nodes in the final segment of B to the right of the neighbourhood of β_{k-1} , or the whole of B if $k = 0$). Hence, overall, there are at most $(x/y - x) + (x + 2w) = x/y + 2w$ nodes of type β in B , which concludes the proof. \square

A β -node is unhappy if and only if the proportion of α -nodes in its neighbourhood is more than $1 - \tau$. Hence we may apply Lemma 5.28 with y equal to a value that is slightly larger than $1 - \tau$ (taking the limit $y \rightarrow 1 - \tau$ from above and taking into account that the number of nodes are integers) gives the following bound on the number of unhappy β -nodes in a block.

Corollary 5.29 (Unhappy β -nodes versus α -nodes). *Consider a block of adjacent nodes of type α or β such that exactly x of these nodes are of type α . Then there are at most $x/(1 - \tau) + 2w$ unhappy β -nodes in this block.*

By applying this fact to each of the infected segments of the process, and adding up the numbers unhappy nodes in each of the segments we see that $\mathbf{Y}_s \leq \mathbf{Z}_s/(1 - \tau) + 2w\mathbf{C}$, which is the fact used in the main part

of our analysis.

5.14 Infected area and random variables

In this case of unbalanced happiness (i.e. when $\tau > 0.5$ and $\tau + \rho < 1$, see Table 4) the unhappy α -nodes are initially very rare, so the interesting activity (namely α -to- β swaps) occurs in small intervals of the entire population (at least in the early stages). These intervals contain the unhappy α -nodes, and gradually expand, while outside these intervals all β -nodes are very unhappy. Figure 11 (produced from a simulation) shows the development of this process, where the height of the nodes (perpendicular lines) is proportional to the number of α -nodes in their neighborhood and the horizontal black line denotes the threshold where an α -node becomes unhappy. These cascades that spread the unhappy α -nodes are due to the following domino effect. An unhappy α -node moves out of a neighbourhood, thus reducing the number of α -nodes in that interval. This in turn often makes another α -node in the interval unhappy, which can move out at a latter stage, thus causing another α -node nearby to be unhappy, and so on. The expanding intervals are the *infected segments* which start their life as *incubators*.

Definition 5.30 (Incubators). *Consider the set I of nodes in the initial state which belong to an interval of nodes of length w with less than $\epsilon_* = w(1 - \rho + \tau)/2$ many α -nodes. Let I^* be the set of nodes whose neighborhood contains a node in I . An incubator is a maximal interval of nodes that is entirely contained in I^* .*

An interval of nodes is called *active* at a certain state if it contains an unhappy α -node. The *infected area* is the area that incubators generate by making additional α -nodes unhappy. It is always expanding, and is defined formally as follows.

Definition 5.31 (Infected segments). *Let I be an incubator. At stage 0 the infected segment I_0 corresponding to I is I itself. At the end of stage $s + 1$, we first consider those I_s which were active at the end of stage s and which are still active. We consider these active infected segments in turn, starting at position 0 and moving clockwise. For each such I_s we let $I_{s+1} = I_s \cup J$, where J consists of the nodes which do not already belong to another active infected segment (by the time we consider I_s) and whose neighborhood contains an unhappy α -node in I_s at stage $s + 1$. We then consider the remaining I_s (i.e. those which are no longer active): for each such we define $I_{s+1} = I_s - Q$ where Q consists of the nodes in I_s which now belong to an active infected segment.*

The *infected area* is the union of the infected segments. The *fresh infected segment* corresponding to infected segment I is $I - I_0$, i.e. consists of the nodes I except the nodes in its incubator. Hence a *fresh infected segment* consists of two growing intervals of nodes. The *fresh infected area* is the infected area except the nodes in the incubators. The *interior* of a set of nodes J consists of those nodes whose neighbourhood is entirely contained in J . The *boundary* of J consists of the nodes in J which are not in the interior. It is not hard to show that if $\tau + \rho < 1$, the probability that a node belongs to an incubator is $e^{-\Theta(w)}$. Hence with high probability the number of incubators as well as the number of nodes belonging to incubators of the process (n, w, τ, ρ) is $ne^{-\Theta(w)}$.

Our goal is now to show that the number of unhappy α -nodes remains suitably bounded throughout a significant part of the process. Formally, the main idea is to bound this number with a martingale. Intuitively though, why should the number of unhappy α -nodes remain fairly small? At the start of the process the infected area is a very small proportion of the entire ring. The vast majority of unhappy β -nodes occur outside the infected area, while all unhappy α -nodes are inside the infected area. It follows that with high

probability a swap will involve an α -node in the infected area and a β -node outside the infected area. A *bogus swap* is a swap is one that is not of this kind.

Definition 5.32 (Bogus swaps). *A swap which involves a β -node currently inside the infected area is called bogus. Given an infected segment I , a bogus swap in I is a swap that moves an α -node into I .*

In the absence of bogus swaps, it is not hard to show that the α -nodes in the infected area (except those in the incubators) are unhappy. This in turn can be used in order to show that the α -nodes in the infected area (and so, the unhappy α -nodes too) are likely remain $\mathbf{o}(n)$. However there will be bogus swaps, and these can make certain α -nodes in the infected area happy.

Definition 5.33 (Anomalous nodes). *A node is called actively anomalous at some stage of the process if it is a happy α -node in the interior of the fresh infected area; it is called anomalous if it has been actively anomalous in this or a previous stage. Finally a node is called generally anomalous at some stage, if it is in the current infected area and has been or will be actively anomalous at some later stage of the process.*

Clearly *actively anomalous* implies *anomalous*, which in turn implies *generally anomalous* (but not the other way around). Let \mathbf{D}_s denote the number of anomalous nodes at stage s , and let $\bar{\mathbf{D}}_s$ denote the number of generally anomalous nodes at stage s . A martingale argument will be used in order to show that as long as $\mathbf{D}_s = \mathbf{o}(n)$, the α -nodes in the infected area are likely to remain $\mathbf{o}(n)$. The definition of anomalous nodes and $\bar{\mathbf{D}}_s$ may seem strange at this point, not least because $\bar{\mathbf{D}}_s$ is not predictable at stage s . The reason that we introduce $\bar{\mathbf{D}}_s$ is that \mathbf{D}_s is very hard to analyze, and very hard to bound directly via a martingale (adapted to the stages of the process). However it is possible to bound $\bar{\mathbf{D}}_s$ via a martingale argument of a more general type (i.e. which is not adapted to the stages of the process). Since $\mathbf{D}_s \leq \bar{\mathbf{D}}_s$, this suffices for our purposes.

We define additional global variables in Table 9. By the definitions we have $\mathbf{D}_s \leq \mathbf{D}_{s+1}$ and

$$(a) \ U_\alpha(s) \leq \mathbf{Z}_s \quad (b) \ U_\beta(s) \leq \mathbf{G}_s + \mathbf{Y}_s \quad (c) \ \mathbf{G}_s \leq U_\beta^*(s) \quad (d) \ \mathbb{E}[\mathbf{C}] = ne^{-\Theta(w)}$$

Here (d) holds because of the likely total size of the incubators and (c) holds because β -nodes outside the infected area are *very unhappy*.

5.15 Probabilities in the infected area and anomalous nodes

Recall that our current goal is to show that the number of unhappy α -nodes remains suitably bounded for a significant part of the process. The basic idea is that if the number of unhappy α -nodes increases sufficiently, then the infected area must become quite large, and it becomes very likely that the next swap will involve an unhappy α -node in the *interior* of the infected area. We shall be able to argue that there are good chances that the swap is not bogus. This means that this α -node will move outside the infected area and will become happy. The anomalous nodes, however, present a difficulty with this line of argument. The eviction of the α -node from the infected area (and its replacement by a β -node) may produce more unhappy α -nodes in its neighbourhood. So it is not absolutely true that the total number of unhappy α -nodes will decrease. In fact, as the simulations of Figure 5 suggest, at the early stages of the process this number is likely to increase slightly.

If we assume the absence of bogus swaps, then it is not hard to show that the nodes in the interior of the infected area and outside the incubators have neighborhoods with proportion of α -nodes well below $(2w + 1)\tau$. In this case it is straightforward to employ a martingale argument which shows that the number of α -nodes in the infected area (hence also the total number of unhappy α -nodes) remains bounded with

high probability throughout the process. Indeed, in this case there will be no happy α -nodes in the interior of the fresh infected area, so (according to the argument we outlined above) the likely swap absolutely reduces the total number of unhappy α -nodes.

In the presence of bogus swaps, we will use a more sophisticated martingale argument to bound the anomalous nodes. This can be used by another simpler martingale argument, in order to bound the number of unhappy α -nodes, at least up to some stopping time of the process and with high probability. This plan requires the calculation of certain probabilities.

Lemma 5.34 (Probability of a bogus swap). *At each stage $s + 1$, the probability that the current swap will be bogus is bounded above by $\mathbf{Y}_s/\mathbf{G}_s$.*

Proof. The number of pairs which can cause a bogus swap is bounded by $U_\alpha(s) \cdot \mathbf{Y}_s$. On the other hand, any unhappy α -node can swap with a β -node outside the infected area. Indeed, this is because the number of α -nodes in the neighbourhood of any β -node outside the infected area is at least $(2w + 1)\tau$. Hence there are at least $U_\alpha(s) \cdot \mathbf{G}_s$ pairs of nodes that can swap at stage $s + 1$. We can conclude that the probability of a bogus swap is bounded by $U_\alpha(s)\mathbf{Y}_s/U_\alpha(s)\mathbf{G}_s = \mathbf{Y}_s/\mathbf{G}_s$. \square

The calculation of the following probabilities is a first step towards our martingale argument.

Lemma 5.35 (Probabilities for Z_s). *The numbers*

$$\frac{\mathbf{G}_s}{U_\alpha(s)} \cdot \frac{\mathbf{Z}_s - \mathbf{D}_s - 2w \cdot \mathbf{C}}{\mathbf{G}_s + \mathbf{Y}_s} \quad \text{and} \quad 2w \cdot \mathbf{C} \cdot \frac{\mathbf{G}_s + \mathbf{Y}_s}{\mathbf{G}_s \cdot U_\alpha(s)}$$

are a lower bound for the probability that $\mathbf{Z}_{s+1} < \mathbf{Z}_s$ and an upper bound for the probability that $\mathbf{Z}_{s+1} > \mathbf{Z}_s$, respectively.

Proof. The probability that $\mathbf{Z}_{s+1} < \mathbf{Z}_s$ is at least as much as the probability that the swap is not bogus and it involves a node in the interior of the infected area at stage $s + 1$. Indeed, in this case the swap moves an α -node from the interior of the infected area to outside the infected area, so $\mathbf{Z}_{s+1} = \mathbf{Z}_s - 1$, because the length of the infected area remains the same. The unhappy α -nodes of the infected area that cannot be part of such a swap are the ones that belong to the boundary of the infected area, so they are at most $2w\mathbf{C}$ many. This means that there are at least $\mathbf{Z}_s - \mathbf{D}_s - 2w\mathbf{C}$ nodes of type α which can be picked as part of a swapping pair at stage $s + 1$ such that $\mathbf{Z}_{s+1} - \mathbf{Z}_s$ is negative. Note that each of these α -nodes forms a swapping pair with any β -node outside the infected area, since all such β -nodes are very unhappy. Therefore there are at least $(\mathbf{Z}_s - \mathbf{D}_s - 2w\mathbf{C}) \cdot \mathbf{G}_s$ many swapping pairs which make $\mathbf{Z}_{s+1} - \mathbf{Z}_s$ negative. On the other hand, the total number of swapping pairs are at most $(\mathbf{G}_s + \mathbf{Y}_s) \cdot U_\alpha(s)$ many. Hence

$$\mathbf{G}_s \cdot \frac{\mathbf{Z}_s - \mathbf{D}_s - 2w \cdot \mathbf{C}}{(\mathbf{G}_s + \mathbf{Y}_s) \cdot U_\alpha(s)}$$

is a lower bound for the probability that $\mathbf{Z}_{s+1} < \mathbf{Z}_s$.

For the second clause, note that $\mathbf{Z}_{s+1} > \mathbf{Z}_s$ can only happen in the case that the infected area expands at stage $s + 1$. This can only occur if the swapping pair involves an α -node that belongs to the boundary of the infected area of stage s . There are at most $2w\mathbf{C}$ such nodes so there are at most $2w\mathbf{C} \cdot (\mathbf{G}_s + \mathbf{Y}_s)$ swapping pairs that can cause $\mathbf{Z}_{s+1} < \mathbf{Z}_s$. Moreover there are at least $\mathbf{G}_s \cdot U_\alpha(s)$ possible swapping pairs for stage $s + 1$. Hence

$$2w \cdot \frac{\mathbf{C} \cdot (\mathbf{G}_s + \mathbf{Y}_s)}{\mathbf{G}_s \cdot U_\alpha(s)}$$

is an upper bound for the probability that $\mathbf{Z}_{s+1} > \mathbf{Z}_s$. \square

We may now identify our first supermartingale. Note that the following fact is the reason why we defined the anomalous nodes the way we did. The fact that \mathbf{D}_s is nondecreasing is a necessary part of the following proof.

Lemma 5.36 (Non-anomalous nodes in an infected segment). *The process $\mathbf{Z}_s^* := \max\{\mathbf{Z}_s - \mathbf{D}_s, 11w^2 \cdot \mathbf{C}\}$ is a supermartingale, for all $s < T_y$.*

Proof. At the end of stage s (and given all information as to how the process has unfolded so far) denote the probability that $\mathbf{Z}_{s+1} < \mathbf{Z}_s$ by q and the probability that $\mathbf{Z}_{s+1} > \mathbf{Z}_s$ by p . Let E be the expected value of \mathbf{Z}_{s+1} . Now at stage $s + 1$ the infected area can expand by at most w nodes. Moreover, it is not possible that at stage $s + 1$, an α -node which is not in the infected area of stage s is moved to a position in the infected area of stage $s + 1$. This is because all α -nodes outside the infected area of stage s are happy at stage s . It follows that $\mathbf{Z}_{s+1} - \mathbf{Z}_s \leq w$ at each stage s . Therefore

$$E \leq p \cdot (\mathbf{Z}_s + w) + q \cdot (\mathbf{Z}_s - 1) + (1 - p - q) \cdot \mathbf{Z}_s = \mathbf{Z}_s + wp - q. \quad (5.15.1)$$

By Lemma 5.35, in order to ensure that $wp - q \leq 0$, it suffices that

$$2w^2 \cdot \mathbf{C} \cdot \frac{\mathbf{G}_s + \mathbf{Y}_s}{\mathbf{G}_s \cdot \mathbf{U}_\alpha(s)} \leq \frac{\mathbf{G}_s}{\mathbf{U}_\alpha(s)} \cdot \frac{\mathbf{Z}_s - \mathbf{D}_s - 2w^2 \cdot \mathbf{C}}{\mathbf{G}_s + \mathbf{Y}_s} \quad \text{so} \quad \mathbf{Z}_s \geq \mathbf{D}_s + 2w^2 \cdot \mathbf{C} \cdot \left[1 + \left(1 + \frac{\mathbf{Y}_s}{\mathbf{G}_s} \right)^2 \right].$$

Since $s < T_y$ the expression inside the parentheses in the latter inequality is bounded above by 2. Hence for the condition $wp - q \leq 0$ it is sufficient that $\mathbf{Z}_s \geq \mathbf{D}_s + 10w^2 \cdot \mathbf{C}$ for all $s < T_y$. So now we divide into two cases. If $\mathbf{Z}_s < \mathbf{D}_s + 10w^2 \cdot \mathbf{C}$ then $\mathbf{Z}_{s+1}^* = \mathbf{Z}_s^* = 11w^2 \cdot \mathbf{C}$. Otherwise, $E \leq \mathbf{Z}_s$ and the result follows from the fact that \mathbf{D}_s is non-decreasing. \square

Now to get from \mathbf{Z}_s^* to \mathbf{Z}_s , we need to bound \mathbf{D}_s . Intuitively, we expect the proportion of the α -nodes in neighborhoods of nodes in the interior of the infected area to be rather low, e.g. considerably lower than the threshold $(2w + 1)\tau$. The following lemma gives a justification for such an expectation and is also the reason why we chose $\epsilon_* = (1 - \tau - \rho)/2$ in the definition of incubators, Definition 5.30. Here is an intuitive explanation of this fact. Let us say that a node in the infected area which is not in the interior of the infected area is in the boundary of the infected area. A node in the boundary of the infected area can see a node outside the infected area. The nodes in the complement of the infected area have never seen unhappy α -nodes, hence the proportion of α -nodes in their semi-neighbourhoods can only increase. This means that one of the semi-neighbourhoods of each node in the boundary of the infected area has not been affected by α -to- β swaps. The following lemma says that such a node can only be included in the interior of the infected area if the semi-neighbourhood of it which has been affected by α -to- β swaps, is affected by at least $\epsilon_* w$ many such swaps. In other words, the expansion of the infected area requires a considerable number of stages. The particular statement refers to the case where the infection travels from right to left. By symmetry, an analogous statement holds for the case where the infection travels the opposite direction.

Lemma 5.37 (Concentration of α -to- β swaps). *Let $[a, d]$ be an interval of nodes in the initial state of the process, and $\delta > 0$ such that for each $u \in [a, d]$ the proportion of α -nodes in each semi-neighbourhood of u is at least $\tau + \delta$. Consider a time interval of the process where there have been no α -to- β swaps in $[a - w, a)$. For each $u \in [a, d]$ and any stage in this interval, if there is an unhappy α -node in $[a, u]$ then there have been at least $2w\delta$ many α -to- β swaps in the right semi-neighbourhood of u by that stage.*

Proof. Let s be a stage of the process and suppose that there have been no α -to- β swaps in $[a - w, a)$ by stage s . Suppose that there is an unhappy α -node in $[a - w, u]$ at stage s . Then there must have been an unhappy

α -node in $[u - w, u]$ at some stage $\leq s$. Consider the first such stage t_0 and let v_0 be the rightmost α -node in $(u - w, u]$ which became unhappy at stage t_0 . By our hypothesis, up to stage t_0 there has been no α -to- β swaps in $(v_0, u]$. Hence all of the α -to- β swaps that occurred in the right semi-neighbourhood of v_0 are also in the right semi-neighbourhood of u . The proportion of the α -nodes in the left semi-neighbourhood of v_0 is more than $\tau + \delta$. Since v_0 is unhappy at t_0 , the proportion of the α -nodes in its neighbourhood is less than τ . Hence the proportion of the α -nodes in its right semi-neighbourhood is at most $\tau - \delta$ at stage t . Hence by hypothesis, by stage t at least $2w\delta$ many α -to- β swaps have occurred in the right semi-neighbourhood of v . By the above discussion, these swaps have also occurred in the right semi-neighbourhood of u . \square

According to the definition of incubators, this fact is relevant for $\delta = (1 - \tau - \rho)/2$ and shows that the infected area expands reasonably slowly in the stages of the process (n, w, τ, ρ) . Indeed, the proportion of α -nodes in the neighbourhood of any node outside the infected area at any particular stage is at least $\tau + (1 - \tau - \rho)/2$. This also shows that, in the absence of bogus swaps, all α -nodes in the interior of the fresh infected area are always unhappy (i.e. there are no anomalous nodes). In the presence of bogus swaps this is no longer true, and this is why we have to work in order to bound the spread of anomalous nodes.

5.16 Bounding the anomalous nodes

Recall that \mathbf{D}_s denotes the number of anomalous nodes at stage s . In this section we construct a martingale process which shows that \mathbf{D}_s is likely to be bounded appropriately, throughout a significant part of the Schelling process. This argument requires us to consider the random variables localized into the individual infected segments. Recall the stopping times defined in the second part of Table 3. We use $\tau\rho n/(4w)$ rather than $\tau\rho n/(3w)$ in the definition of T_g so as to allow for the slight discrepancy which one might expect between ρ and ρ_* .

Definition 5.38 (Stopping times). *Let T_g be the least stage such that $\mathbf{G}_{T_g} \leq \tau\rho n/(4w)$. Define T_y to be the first stage which is either T_g or else such that $\mathbf{Y}_s > \mathbf{G}_s$. Finally let T_{mix} be the first stage for which $\text{MIX} < n(w + 1)\tau\rho_*$. In all cases, if the stage described does not exist then we define the corresponding stopping time to be ∞ .*

Given an infected segment I , let $\bar{D}_s = \bar{D}_s(I)$ be the number of nodes in I_s that will ever become anomalous, up to stage T_g . This is a version of the *generally anomalous nodes* $\bar{\mathbf{D}}_s$. A stage is called an I -stage if a swap occurs involving a node from I .

If $(\nu(s))$ is an enumeration of the I -stages, let $\bar{D}_s^* = \bar{D}_{\nu(sw^5)}$ and $I_s^* = I_{\nu(sw^5)}$.

We use $*$ as a superscript in other variables in the following, in order to indicate that they are ‘jump processes’ in the sense that they are not updated at every stage or even every I -stage of the Schelling process. For example, D_s^* is only updated every w^5 many I -stages of the Schelling process.

Recall that we may view the underlying probability space Ω as a tree, where the nodes are states and branchings correspond to state transitions. Let $\Omega \wedge T_g$ denote the subspace restricted to the stages up to time T_g (which may be infinite). Normally we would say that an event $\mathcal{A} \subseteq \Omega \wedge T_g$ is I -independent if it did not impose any branching restrictions regarding the I -stages that occur in the reals in it. We give a slightly more general definition which is more appropriate for the argument to follow. An event $\mathcal{A} \subseteq \Omega \wedge T_g$ is called I -independent if for each $\beta \in \mathcal{A}$ and any s such that the transition from $\beta \upharpoonright_s$ to $\beta \upharpoonright_{s+1}$ occurs at an I -stage, $\beta \upharpoonright_s * S \in \mathcal{A}$ for every state that is obtained from $\beta \upharpoonright_s$ through a non-bogus swap. A filtration $\mathcal{A}_s \subseteq \mathcal{A}_{s+1} \subseteq \Omega \wedge T_g$ is called I -independent if for each s the event \mathcal{A}_s is I -independent. Analogously, a process (\mathbf{J}_s) on Ω is called I -independent if the natural filtration of it is I -independent. Intuitively, a

process (\mathbf{J}_s) on the underlying probability space Ω is I -independent, if for each s , fixing the value of \mathbf{J}_s does not impose any restriction on (i.e. is compatible with all) the transitions of the Schelling process from stage s to stage $s + 1$, that involve a non-bogus swap and a node from I . Here we use boldface font for \mathbf{J}_s because this process will typically be global, in the sense that it involves information about the process that is not restricted in the infected segment I . In the following lemma we use (\mathbf{J}_s^*) for the underlying I -independent global process in order to indicate that it refers to the subsequence of stages sw^5 of the process, much like \bar{D}_s^* .

Lemma 5.39 (*I*-supermartingale). *Given an infected interval I , the process $\bar{D}_s^* - 10ws$ is a supermartingale relative to any I -independent process \mathbf{J}_s^* to which \bar{D}_s^* is adapted.*

Proof. Given an I -independent process \mathbf{J}_s^* such that \bar{D}_s^* is adapted to \mathbf{J}_s^* (i.e. \bar{D}_s^* is a function of \mathbf{J}_s^*) it suffices to show that $\mathbb{E}[\bar{D}_s^* \mid \mathbf{J}_{s-1}^*] \leq \bar{D}_{s-1}^* + 10w$ for all s . Let \bar{D}_s^{*0} be the number of nodes in the left semi-interval of I_s that will ever become anomalous, up to stage T_g . Similarly let \bar{D}_s^{*1} be the number of nodes in the right semi-interval of I_s that will ever become anomalous, up to stage T_g . Clearly $\bar{D}_s^* = \bar{D}_s^{*0} + \bar{D}_s^{*1}$. So it suffices to show that

$$\mathbb{E}[\bar{D}_s^{*i} \mid \mathbf{J}_{s-1}^*] \leq \bar{D}_{s-1}^{*i} + 5w \text{ for each } i = 0, 1.$$

Similarly, let I_s^{*0} be the left interval of the fresh part of I_s^* and let I_s^{*1} be the right interval of the fresh part of I_s^* . Fix $i = 0, 1$ and set $H_s^{*i} = I_s^{*i} - I_{s-1}^{*i}$. In order to bound the expectation of \bar{D}_s^{*i} , we consider the following cases (where each case applies only if the one above it fails):

- (a) $|H_s^{*i}| < 4w$;
- (b) There are bogus swaps in the I -stages $(s-1)w^5$ to sw^5 ;
- (c) A happy α -node appears in the interior of J_s^i before the interior becomes all β -nodes;
- (d) The above β -firewall forms, but it shrinks by $4w$ at some later I -stage tw^5 .
- (e) Otherwise.

We will show that all of these events yield small expectation (conditional on J_s) on the number of happy α -nodes that will ever appear in the interval H_s^{*i} after I -stage sw^5 of the original process (in particular, the probabilities of (b)-(d) are very small). We decide to accept $4w$ happy α nodes in H_s^i as a desirable (i.e. not too high) count. So, irrespective of likelihood, event (a) is desirable. Note that by Lemma 5.37,

$$\text{in } w^5 \text{ many } I\text{-stages } I \text{ cannot grow by more than } 2w^5/(1 - \tau - \rho). \quad (5.16.1)$$

Note that Lemma 5.34 also holds locally, by the same proof. In other words, given an interval of nodes of length ℓ , then the probability that at stage $s + 1$ a bogus swap will occur involving a β -node from the given interval is bounded above by ℓ/\mathbf{G}_s . Since all stages are bounded by T_g , it follows that the probability (conditional on \mathbf{J}_{s-1}^*) of a bogus swap in an area of length ℓ is less than $4w\ell/n\tau\rho$. Hence by (5.16.1), event (b) has probability (conditional on \mathbf{J}_{s-1}^*) upper bounded by $w^{2.5+2}/n$. In this case we can bound the expectation trivially by $w^{3.5+2}/n = w^{17}/n$.

Now suppose that (a), (b) do not occur so that, by Lemma 5.37, each subinterval of length w in the interior of H_s^{*i} has α -proportion at most $\tau - \epsilon_*$ at I -stage sw^5 , where recall that $(\epsilon_* = 1 - \tau - \rho)/2$. In particular, all α nodes in the interior of H_s^{*i} are unhappy, and remain so unless $w\delta$ bogus swaps happen in H_s^i . We wish to show that in this case

$$\text{event (c) has probability (conditional on } \mathbf{J}_{s-1}^*) \text{ upper bounded by } (w^{3.5}/n)^{w\delta}.$$

Indeed couple this process (conditional on \mathbf{J}_{s-1}^* , where each stage is either a non-bogus swap in H_s^{*i} , or something else) with a gambler's ruin process, where the gambler has w^5/δ chips and the house has $w\delta$ chips, and the ratio of the winning probabilities is less than $q = 4w^{5+2}/n$ in favor of the house. Then we can estimate an upper bound the probability that $w\delta$ bogus swaps occur in J_s^i before all the interior turns into a β -firewall. According to the standard gambler's ruin result, this is

$$\frac{1 - q^{w^5/\delta}}{q^{-w\delta} - q^{w^5/\delta}} < \frac{1}{q^{-w\delta}} < (w^{3.5}/n)^{w\delta}$$

which is also a bound on the (conditional) probability of event (c). Now assume that (a)-(c) do not occur, and lets estimate an upper bound for the probability of (d). Again, couple this process (conditionally on \mathbf{J}_{s-1}^*) with a biased random walk where a negative move corresponds to a bogus swap moving something from the w border (one or the other) of the firewall, and a positive move is swapping the α -node at the edge with a β -node (other events are ignored). The ratio of the probabilities is bounded above by $2w/(n\tau\rho/4w)$ which is bounded by w^3/n . Also note that a negative move chips (at most) w away from the firewall, while a positive move only contributes (at least) one node to the firewall. Then the probability that it will eat up tw at any future time is bounded by $w \cdot (w^3/n)^{t-1}$. For $t = 4$ we get

event (d) has probability (conditional on \mathbf{J}_{s-1}^*) upper bounded by w^{10}/n^3 .

Then the expectation of the number of anomalous nodes that will ever appear in H_s^{*i} is bounded by

$$4w + 2 \frac{w^{2.5+2}}{n} \cdot w^5 \leq 4w + \frac{w^{3.5+3}}{n} < 5w.$$

Finally under case (e) it is clear that the conditional expectation of D_s^{*i} is also bounded by $\bar{D}_{s-1}^{*i} + 5w$. Considering all the different cases, by the law of alternatives for conditional expectation we have that $\mathbb{E}[\bar{D}_s^{*i} \mid \mathbf{J}_{s-1}^*] \leq \bar{D}_{s-1}^{*i} + 5w$, which concludes the proof. \square

Let $I_j, j < t$ be the infected segments (and $I_j[s]$ their state at stage s). Recall that $\bar{\mathbf{D}}_s$ is the sum of all $\bar{D}_s(I_j), j < t$. In order to bound $\bar{\mathbf{D}}_s$ we need to prove a global version of Lemma 5.39. An immediate obstacle is the asynchrony of the I -stages with respect to the various infected segments I . We need to find a process \mathbf{L}_s relative to which $\bar{\mathbf{D}}_s$ (or some 'asynchronous' version $\hat{\mathbf{D}}_s$ of it) is a supermartingale.

For each $j < t$ let $\tau_s(j)$ be the stage where exactly $s \cdot w^5$ many I_j -stages have occurred. Also let (τ_i) be a monotone enumeration of the times $\{\tau_s(j) \mid j < t, s \in \mathbb{N}\}$. Let $\lambda_s(j)$ be $\tau_m(j)$ for the maximum m such that $\tau_m(j) \leq s$. Let $\hat{\mathbf{D}}_s$ be the sum of all $\bar{D}_{\lambda_s(j)}(I_j), j < t$. The point of this definition is that $\hat{\mathbf{D}}_s$ considers values of $\bar{D}(I_j), j < t$ at the last stage $\leq s$ where they completed a cycle (which happens at every w^5 many I_j -stages) and outputs their sum. Define \mathbf{L}_s to be the vector containing the tuples $(\bar{D}_{\lambda_s(j)}, \lambda_s(j))$ for each $j < t$. In this way, the process $(\hat{\mathbf{D}}_s)$ is adapted to (\mathbf{L}_s) (in other words, for each s , the value of $\hat{\mathbf{D}}_s$ is a function of \mathbf{L}_s). Note that $\hat{\mathbf{D}}_s$ remains constant in the intervals $[\tau_s, \tau_{s+1})$, just as $\bar{D}_{\lambda_s(j)}$ remains constant in the interval $[\tau_s(j), \tau_{s+1}(j))$.

Lemma 5.40. *The process $\hat{\mathbf{D}}_{\tau_s} - 20ws$ is a supermartingale relative to the process \mathbf{L}_{τ_s} .*

Proof. Using the law of alternatives for conditional expectation, it suffices to show that for each s there is a (finite) partition \mathcal{A} of events relative to \mathbf{L}_{τ_s} such that for each $A \in \mathcal{A}$ we have

$$\mathbb{E}_A[\hat{\mathbf{D}}_{\tau_{s+1}} \mid \mathbf{L}_{\tau_s}] \leq \hat{\mathbf{D}}_{\tau_s} + 20w \quad \text{for all } s. \quad (5.16.2)$$

Each event $A \in \mathcal{A}$ describes which pair of infected intervals I_j completes a cycle at stage τ_{s+1} , and the sequence of I_j -stages (for each of the two j) from $\lambda_j(\tau_s)$ to τ_{s+1} . Formally, event A is a tuple one tuple (m_0, m_1) where $m_i < t$, and for each $i = 0, 1$ an increasing sequence of stages starting from $\lambda_{m_i}(\tau_s)$ and ending on the same number a . If $m_0 = m_1$ then the two sequences should be the same. The meaning of A is that $\tau_{s+1} = a$ and infected intervals with indices m_i are hit at stage a , with the sequence of stages representing the exact stages from $\lambda_{m_i}(\tau_s)$ to a where a swap occurs in I_{m_i} . By the definition of A , this event is I_{m_i} -independent for $i = 0, 1$. At stage τ_{s+1} of the process there must be exactly one tuple (m_0, m_1) where $i < t$, such that the swap occurred in I_{m_0} and I_{m_1} . For each such event A on \mathbf{L}_{τ_s} we have

$$\mathbb{E}_A \left[\hat{\mathbf{D}}_{\tau_{s+1}} \mid \mathbf{L}_{\tau_s} \right] = \sum_{j < t} \mathbb{E}_A \left[\hat{\mathbf{D}}_{\tau_{s+1}}(I_j) \mid \mathbf{L}_{\tau_s} \right]$$

But for $j \neq m_0, m_1$ we have $\mathbb{E}_A \left[\bar{\mathbf{D}}_{\tau_{s+1}}(I_j) \mid \mathbf{L}_{\tau_s} \right] = \bar{\mathbf{D}}_{\tau_s}(I_j)$ and by Lemma 5.39 we have

$$\mathbb{E}_A \left[\bar{\mathbf{D}}_{\tau_{s+1}}(I_{m_i}) \mid \mathbf{L}_{\tau_s} \right] \leq \bar{\mathbf{D}}_{\tau_s}(I_{m_i}) + 10w \text{ for } i = 0, 1$$

since A is I_{m_i} -independent for $i = 0, 1$. Therefore (5.16.2) holds for each of the events A . By the law of alternatives, and since there can be at most two infected segments that complete a cycle at stage τ_{s+1} , we get

$$\mathbb{E} \left[\hat{\mathbf{D}}_{\tau_{s+1}} \mid \mathbf{L}_{\tau_s} \right] \leq \hat{\mathbf{D}}_{\tau_s} + 20w \quad \text{for all } s.$$

Therefore $\hat{\mathbf{D}}_{\tau_s} - 10ws$ is a supermartingale adapted to \mathbf{L}_{τ_s} . \square

Corollary 5.41. *Let $a \in \mathbb{N}$. With probability $> 1 - 1/a$, for all $s < T_g$ we have $\mathbf{D}_s < a + \frac{20s}{w^{k-1}} + ne^{-O(w)}$.*

Proof. By Lemma 5.40 and the maximal inequality for supermartingales, given any $a > 1$, with probability at least $1 - 1/a$ we have $\hat{\mathbf{D}}_{\tau_s} < a + 20ws$ for all $s < T_g$. Since each stage can be an I_j -stage for at most two distinct $j < t$, we have $|\{i \mid \tau_i \leq s\}| \leq 2s/w^5$. Hence for each $a > 1$ we have

$$\text{with probability } > 1 - 1/a, \quad \hat{\mathbf{D}}_s < a + \frac{20s}{w^4} \quad \text{for all } s < T_g. \quad (5.16.3)$$

Also, note that at each stage s we have $\bar{\mathbf{D}}_s(I_j) \leq \bar{\mathbf{D}}_{\lambda_j(s)}(I_j) + w^5$ for each $j < t$. Hence $\bar{\mathbf{D}}_s \leq \hat{\mathbf{D}}_s + nw^5 e^{-O(w)}$. Since we also have $\mathbf{D}_s \leq \bar{\mathbf{D}}_s$ for all s , the corollary follows from (5.16.3). \square

5.17 Bounding the arrival time to a safe state

By Lemma 5.36 and Corollary 5.41 we have the desired bound on \mathbf{Z}_s .

Corollary 5.42. *Let $a \in \mathbb{N}$. With probability $> 1 - 1/a$, for all $s < T_y$ we have $\mathbf{Z}_s < a + \frac{20s}{w^4} + ne^{-O(w)}$.*

By Lemma 5.34 and Corollaries 5.29 and 5.42 we have the following

Corollary 5.43. *Let $a \in \mathbb{N}$. With probability $> 1 - 1/a$, for all $s < \min\{T_y, n\}$ we have $w^3 \cdot \mathbf{Z}_s = \mathbf{o}(n)$ and $\mathbf{p}_s = \mathbf{o}(1)$.*

The following result is the technical basis for the result that with high probability a safe state will be reached (at some finite stage). It says that, with high probability the stopping times T_y, T_g are equal and are bounded by n .

Lemma 5.44 (Stopping times). *With probability $1 - \mathbf{o}(1)$ we have $T_y = T_g < n$.*

Proof. Let $\epsilon > 0$ such that $1 - \epsilon > \rho + 1/8$. By Hoeffding's inequality for Bernoulli trials we may consider n large enough such that the probability that $\mathbf{G}_0 > (\rho + 1/8)n$ is less than $\epsilon/4$. Recall that \mathbf{p}_s is the probability of a bogus swap at stage $s + 1$. Suppose that w is large enough such that with probability at least $1 - \epsilon/4$

- (a) $w^2\mathbf{C} < n\tau\rho/32$;
- (b) $w\mathbf{Z}_s < n\tau\rho \cdot (1 - \tau)/32$ for each $s \leq \min\{T_y, n\}$;
- (c) $\mathbf{p}_s < \epsilon^3/16$ for each $s \leq \min\{T_y, n\}$.

Clause (a) can be ensured by Lemma 5.17. Clause (b) can be ensured by Corollary 5.42. Clause (c) can be ensured by Corollary 5.43. First, for a contradiction, assume that $T_y < T_g$. Then $\mathbf{G}_{T_y} < \mathbf{Y}_{T_y}$. By Corollary 5.43 and since (by definition) $T_y \leq T_g$ we have

$$n \cdot \tau\rho/4 < w \cdot \mathbf{G}_{T_y} < w \cdot \frac{\mathbf{Z}_{T_y}}{1 - \tau} + w^2 \cdot \mathbf{C} < \frac{n\tau\rho(1 - \tau)}{32} + \frac{n\tau\rho}{32} < \frac{n\tau\rho}{16}$$

which is the required contradiction. Hence with probability $> 1 - \epsilon/4$ we have $T_y = T_g$. Second, we show that with probability at least $1 - \epsilon/2$ we have $T_y < n$. By clause (c) above,

$$\text{with probability at least } 1 - \epsilon/4, \text{ at all stages } s < \min\{T_y, n\} \text{ we have } \mathbf{p}_s < \epsilon^2/4. \quad (5.17.1)$$

By (5.17.1), with probability at least $1 - \epsilon/4$, the expectation of the number of bogus swaps that have occurred by stage T_y is $< \epsilon^2 \cdot T_y/4$. Hence, conditionally on the event that $\mathbf{p}_s < \epsilon^2/4$ for all stages $s \leq \min\{T_y, n\}$, the probability that by stage $\min\{T_y, n\}$ more than ϵn bogus swaps have occurred is less than $\epsilon/4$. Hence the unconditional probability that by stage $\min\{T_y, n\}$ at most ϵT_y bogus swaps have occurred is at least $(1 - \epsilon/4)^2 > 1 - \epsilon/2$.

We conclude the argument. We have established that the probability of the event $T_y < T_g$ or $\mathbf{G}_0 > n(\rho + 1/8)$ is bounded by $\epsilon/2$. It remains to show that outside this rare event, $T_y < n$. Since every non-bogus swap reduces \mathbf{G}_s by (at least) 1, and $\mathbf{G}_0 \leq n(\rho + 1/8)$, $\rho < 0.5$, with probability at least $1 - \epsilon/2$ we have

$$\mathbf{G}_{T_y} \leq \mathbf{G}_0 - (1 - \epsilon)T_y \Rightarrow T_y \leq (\mathbf{G}_0 - \mathbf{G}_{T_y})/(1 - \epsilon) \leq n(\rho + 1/8)/(1 - \epsilon) < n$$

which shows that $T_z = T_g < n$ with probability at least $1 - \epsilon$. \square

Corollary 5.45 (Safe state arrival). *Suppose that $\tau + \rho < 1$. Then with high probability the process (n, w, τ, ρ) reaches a safe state, and then complete segregation.*

Proof. Let $\epsilon > 0$. By the law of large numbers, with probability at least $1 - \epsilon/4$ and sufficiently large n we have $3\rho < 4\rho_*$. Pick w, n large enough such that

- (a) $T_g = T_y < n$ with probability $> 1 - \epsilon/4$;
- (b) $2w\mathbf{Z}_{T_g}/(1 - \tau) < n\tau\rho/4$ with probability $> 1 - \epsilon/4$;
- (c) $\mathbf{C}(w + 1) < n\tau\rho/(4w)$ with probability $> 1 - \epsilon/4$.

Clause (a) can be ensured by Lemma 5.44 and clause (b) can be ensured by Corollary 5.42. Clause (c) can be ensured by Lemma 5.17. By the definition of T_g , $\mathbf{G}_{T_g} \leq \tau\rho n/(4w)$. Hence by Corollary 5.43 we have

$$\mathbf{U}_{T_g} \leq \mathbf{G}_{T_g} + \mathbf{Y}_{T_g} + \mathbf{Z}_{T_g} \leq \mathbf{C}(w + 1) + \mathbf{G}_{T_g} + 2\mathbf{Z}_{T_g}/(1 - \tau) \leq \frac{3\rho}{4} \cdot \frac{n\tau}{w} < \frac{n\tau\rho_*}{w}$$

with probability $> 1 - \epsilon$. But $\text{mix} \leq \mathbf{U} \cdot w(w + 1)$ so the mixing index at stage T_g is less than $n\tau\rho_* \cdot (w + 1)$. In other words, $T_{\text{mix}} \leq T_g$, so by Proposition 5.3 the process at stage T_g is in a safe state, with probability more than $1 - \epsilon$. Hence by Corollary 5.26, the process will arrive to complete segregation with probability at least $1 - \epsilon$. \square