

MINIMAX OPTIMAL VARIABLE CLUSTERING IN G -BLOCK CORRELATION MODELS VIA CORD

BY FLORENTINA BUNEA

Cornell University

BY CHRISTOPHE GIRAUD

Université Paris Sud

AND

BY XI LUO

Brown University

Abstract The goal of variable clustering is to partition a random vector $\mathbf{X} \in R^p$ in sub-groups of similar probabilistic behavior. Popular methods such as hierarchical clustering or K -means are algorithmic procedures applied to observations on \mathbf{X} , while no population level target is defined prior to estimation. We take a different view in this paper, where we propose and investigate model based variable clustering. We identify variable clusters with a partition G of the variable set, which is the target of estimation. Motivated by the potential lack of identifiability of the G -latent models, which are currently used in problems involving variable clustering, we introduce the class of G -block correlation models and show that they are identifiable. The new class of models allows the unknown number of the clusters K to grow linearly with p , which itself can depend, and be larger, than the sample size. Moreover, the minimum size of a cluster can be as small as 1, and the maximum size can grow as p . In this context, we introduce MCORD, a new cluster separation metric, tailored to G -block correlation models. The difficulty of any clustering algorithm is given by the size of the cluster separation required for correct recovery. We derive the minimax lower bound on MCORD below which no algorithm can estimate the clusters exactly, and show that its rate is $\sqrt{\log(p)/n}$. We accompany this result by a simple, yet powerful, algorithm, CORD, and show that it recovers exactly the clusters of variables, with high probability, at the minimax optimal MCORD separation rate. Our new procedure is available on CRAN and has computational complexity that is polynomial in p . The merits of our model and procedure are illustrated via a data analysis.

Variable clustering, latent models, block covariance matrix, correlations, community estimation, minimax lower bound, consistent partition estimation, copula models, high dimensional models

1. Introduction. The problem of partitioning a random vector $\mathbf{X} =: (X_1, \dots, X_p) \in \mathbb{R}^p$ in groups of variables that are similar in nature is known as variable clustering. Solutions to this problem are typically algorithmic in nature. Given $\mathbf{X}_1, \dots, \mathbf{X}_n$ observations on \mathbf{X} , one defines a dissimilarity measure between the *data* vectors of observations on two components X_a and X_b of \mathbf{X} , and places the two variables in the same cluster if the *data* dissimilarity measure is small. The most popular measure is the Euclidean distance between vectors in \mathbb{R}^n or, equivalently, the negative sample correlation and is typically the measure employed in popular clustering algorithms such as Hierarchical Clustering or K -means and their variants. We refer to [19] for an overview, and to clusters thus obtained as *estimated* clusters. Since no theoretical cluster target is postulated for \mathbf{X} , prior to estimation, it is unclear what the clusters obtained in this manner estimate, making their interpretation difficult for downstream analyses.

In this work we take a different point of view, model-assisted clustering. In order for cluster models to be of practical use, they should not be affected by scale or other standardizing transformations. To this end, we propose to define cluster models based on the correlation or copula correlation matrix of \mathbf{X} . We let $G = \{G_k\}_{1 \leq k \leq K}$ denote a partition of $\{1, \dots, p\}$. In Section 2 we introduce the G -block correlation models, in which correlation matrices have an appropriate block structure, with blocks corresponding to the partition G . Variables belonging to different blocks are allowed to be strongly correlated. The number of clusters K is unknown, and is allowed to grow with n and p , when p itself can grow polynomially with n . Similarly, we place no restrictions on the size of the clusters, which is also allowed to depend on n and p . In particular, some clusters can grow with n and p , while others can decrease to the extreme case where they contain only one variable. Our goal is to estimate the partition G that defines a G -block correlation model, from an n -sample on \mathbf{X} . Since as soon as the G -model holds for G , it will hold for a sub-partition of G , the estimation focus is on the unique minimal partition, when it exists.

In this context, our work provides a bridge between algorithmic based clustering and model based clustering and is summarized below.

1. Identifiability in G -models. In Section 2.2 we define formally the G -block correlation models and show that they are identifiable. In contrast, the class of G -latent models introduced and discussed in Section 2.3 may not be identifiable. This motivates our focus on G -block correlation models for variable clustering.

2. Minimax lower bounds for MCORD cluster separation in G -block correlation models. The main difficulty in cluster recovery stems

from the size of cluster separation. We introduce MCORD, a new and natural metric for cluster separation, tailored to G -block correlation models. We establish the minimax lower bound on MCORD below which no algorithm can estimate the clusters correctly from an n sample on \mathbf{X} . We show that this lower bound is of order $\sqrt{\log p/n}$ not only in one of the most difficult scenarios, when one has a very large number K of small clusters, with K increasing with p , but even when one has very few, $K = 3$, large groups, all of size $p/3$ each. These results constitute our main theoretical contribution, Theorem 1, of Section 3.2.

3. A new variable clustering algorithm for exact cluster recovery. In Section 4 we develop a simple algorithm, CORD, freely available on CRAN, for the recovery of a G -block structured correlation matrix. We show that CORD can estimate clusters correctly, from an n sample on \mathbf{X} . The recovery is minimax optimal for sub-Gaussian correlation matrices or Gaussian copula correlation matrices, in that it holds as soon as the MCORD separation level is greater than the minimax optimal rate $\sqrt{\log p/n}$. Moreover, we develop a new fully data dependent criterion for selecting the tuning parameters of of CORD for which we offer theoretical guarantees.

Section 5 presents the results of an extensive simulation study, which indicates strongly that the new method, CORD, outperforms existing clustering algorithms, such as K -means or hierarchical clustering, when the data is generated according to a G -block correlation model. In particular, this study shows that CORD is particularly powerful in detecting singletons. Section 6 presents a data analysis that shows that both our proposed clustering model and method yield interpretable scientific results, when competing methods fail to do so.

Before presenting our contribution, we mention briefly two other different types of clustering, distinct from that presented here.

We remark that our work is *not* on *data* clustering, for which a very large literature exists, centered around mixture models for the distribution of \mathbf{X} . We refer to [19] for a comprehensive discussion of related methods, and to [15] for foundational contributions. In data clustering, clusters are sets consisting in observations \mathbf{X}_i that are realizations of one of the mixture distributions. The distributions in the mixture are supported on the *whole* \mathbb{R}^p . In contrast, in variable clustering, the effort is to define cluster models relative to *subsets* of components X_a of $\mathbf{X} \in \mathbb{R}^p$, making it a completely different problem than that of data clustering.

We also note that the problem of variable clustering is different than another seemingly related problem, that of network clustering. In the latter problem, one observes a $p \times p$ adjacency matrix N with entries assumed to

be independent Bernoulli random variables. The clusters of variables are defined as blocks of the expected value of the matrix N , yielding the Stochastic Block Model (SBM), dating back to [16]. The model has been extensively studied in the past few years, and we give here only an incomplete list of references: [2], [22], [7], [12], [1], [21]. Whereas a similarly structured matrix is the target of estimation in the two problems, its properties are different than those of the G -block models considered in this work, and its estimation is performed from data of a completely different nature: a matrix of independent Bernoulli variables, for network clustering, and a matrix with highly dependent, continuous, entries, that of a sample correlation matrix, for variable clustering. These differences lead to different estimation strategies and mathematical analyses of the two problems, motivating the need for developing and analyzing methods tailored to variable clustering, as presented below.

2. G -block correlation and G -latent models.

2.1. *Preliminaries.* Let $\mathbf{X} \in \mathbb{R}^p$ be a zero mean random vector. As discussed in the Introduction, what constitutes a cluster of variables should not be affected by scale differences among the entries in \mathbf{X} . To this end, let $\mathbf{Y} = h(\mathbf{X})$ be a standardization of \mathbf{X} , for some unknown monotone transformation h for which $Var(Y_a) = 1$, for all a . Our goal is to define clusters for the entries of \mathbf{Y} . Let R denote the correlation matrix of \mathbf{Y} .

With a view towards estimation, we will focus on two transformations h , although other transformations are possible: (i) $h_a := X_a/\sigma_a$, with $\sigma_a = Var(X_a)$ and (ii) $h_a := \Phi^{-1} \circ F_a$, for each a , where Φ is the c.d.f of a standard Gaussian random variable and F_a is the marginal c.d.f. of X_a . In case (i) R is the correlation matrix of \mathbf{X} . Transformation (ii) becomes natural if one assumes that \mathbf{X} has a Gaussian copula distribution, in which case R is its copula correlation matrix. Transformation (ii) reduces to (i) if \mathbf{X} itself is Gaussian, and is different otherwise. In both cases, the estimation of the clusters of \mathbf{Y} do not necessitate the estimation of the unknown h , and will be treated in Section 4 below.

Let $G = \{G_k\}_{k=1,\dots,K}$ be a partition of $\{1, \dots, p\}$, for some integer K , $1 \leq K \leq p$. In what follows we introduce and compare two different models for the distribution of \mathbf{Y} and study their identifiability. For the latter purpose we will need the notion of a minimal partition, which will be defined with respect to the following partial order on sets. Let $G = \{G_k\}_k$, $G' = \{G'_{k'}\}_{k'}$ be two partitions of $\{1, \dots, p\}$. We say that G' is a sub-partition of G if for each k' there exists k such that $G'_{k'} \subseteq G_k$. We define the partial order $(\mathbf{PP}) \leq$ between two partitions G, G' of $\{1, \dots, p\}$ by $G \leq G'$ if G' is a

sub-partition of G .

2.2. *G-block correlation models.* Let G be a partition of $\{1, \dots, p\}$ into K groups. If the cardinality of a group is one, that is if $|G_k| = 1$, we call the index $a \in G_k$ a *singleton*. Let $k : \{1, \dots, p\} \rightarrow \{1, \dots, K\}$ be an index assignment function defined by $G_k = \{a : k(a) = k\}$. Let \mathbf{Y} be a zero mean vector, with unit variance components and correlation matrix R .

DEFINITION 1. *We say that R has a G -block structure relative to a partition G with K groups if there exists a symmetric $K \times K$ matrix C and a diagonal matrix Γ such that*

$$R = ACA' + \Gamma,$$

where $A_{ak} =: 1_{a \in G_k}$ assigns the index of a variable Y_a to group G_k , and $\Gamma_a = \gamma_{k(a)}$, for all a .

We note that this definition implies that R has a block structure:

- $R_{ab} = C_{kk'}$, for all $a \neq b$ with $k(a) = k$ and $k(b) = k'$.
- If $a \in G_l$ is a singleton, $R_{aa} = C_{ll} = 1$.

We make the important remark that there are no further restrictions on the symmetric matrix C of Definition 1. We stress the fact that C may, in particular, be semi-negative definite, as in Example 2 below. Our data analysis presented in Section 6 below illustrates the need for this generality. The diagonal elements C_{kk} of C correspond to within-group correlations, and the off diagonal elements $C_{kk'}$ are the between-group correlations, and can be large or small. In particular, our model allows the groups to be strongly correlated.

DEFINITION 2. *Let G^{block} be the partition induced by the equivalence relation: $a \stackrel{G^{block}}{\sim} b$ iff $R_{ac} = R_{bc}$, for all $c \neq a, b$.*

We read $a \stackrel{G^{block}}{\sim} b$ as: a and b are in the same group G_k of the partition G^{block} , for some $k \in \{1, \dots, K\}$. It is immediate to verify that this relationship is reflexive, symmetric and transitive. The following proposition shows that the G -block correlation models are identifiable.

PROPOSITION 1. *If R has a G -block structure, then G^{block} given by Definition 2 is the unique minimal partition with respect to which the G -block structure holds.*

The proof is given in the Appendix. We emphasize that G^{block} is intrinsic to the distribution of a generic vector \mathbf{Y} , and it always exists. In one extreme case, it can be the trivial partition with $|G_k| = 1$, for all k . In this case, $K = p$, and $G^{block} = \{\{1\}, \dots, \{p\}\}$. Otherwise, G^{block} can be arbitrary, for instance some groups can still be of size 1 and whereas others can be very large, or any pattern in-between.

The definition of the identifiable partition G^{block} shows the intuition for clustering via G^{block} models: two variables are in the same cluster if they have *the same correlation with all other variables*. In contrast, traditional clustering uses the heuristic principle that two variables in the same group should have *high correlation with each other*. This is allowed, but not required, by our model. In particular, when it fails, G^{block} is still a bona fide target for variable clustering.

2.3. G -latent models. Perhaps the most popular model connected to variable clustering, via the literature on clustering algorithms, is the simplest form of a latent variable model, defined below. Although not analyzed theoretically in the manner proposed here, the G -latent models are widely used in applications ranging from biology to financial data. For instance, for analyses involving fMRI data, we refer to [25] and [9], and for a general overview to [26].

DEFINITION 3. The G -latent model. *The zero mean random vector \mathbf{Y} follows a G -latent model if there exists a zero mean random vector $\mathbf{Z} = (Z_1, \dots, Z_K) \in \mathbb{R}^K$ such that $Y_a = Z_{k(a)} + E_a$, $1 \leq a \leq p$, where the mutually independent zero mean error terms E_a have variance $\gamma_{k(a)}$, and are independent of the latent variables \mathbf{Z} . If $a \in G_k$ is a singleton, we use the convention $\gamma_{k(a)} = 0$.*

It is immediate to observe that if \mathbf{Y} follows a G -latent model, then its correlation matrix R has G -block structure with associated semi-positive definite matrix $C = cov(\mathbf{Z})$. Note however that the G -block correlation models are more general: the matrix C involved in Definition 1 can be negative semi-definite, in which case \mathbf{Y} cannot admit a latent decomposition with respect to the same partition G . Let $\mathcal{L} = \{G : \mathbf{Y} \text{ is } G\text{-latent}\}$. The set \mathcal{L} is nonempty: it always contains the trivial partition with p groups, each consisting in singletons. Since the set is also finite, it does have minimal elements G^ℓ . The example below shows that, however, the minimal elements may not be unique.

EXAMPLE 1. A vector \mathbf{Y} can have two latent representations, with respect to two different minimal partitions. Consider the positive definite matrix

$$R = \begin{bmatrix} 1 & 0.25 & 0.26 & 0.26 \\ 0.25 & 1 & 0.26 & 0.26 \\ 0.26 & 0.26 & 1 & 0.25 \\ 0.26 & 0.26 & 0.25 & 1 \end{bmatrix}$$

and the vector \mathbf{Y} with $\mathcal{N}(0, R)$ distribution. We have $G^{\text{block}} = \{\{1, 2\}; \{3, 4\}\}$ and the associate matrix C is

$$C(G^{\text{block}}) = \begin{bmatrix} 0.25 & 0.26 \\ 0.26 & 0.25 \end{bmatrix}$$

which is not a positive semi-definite matrix. Therefore, \mathbf{Y} cannot follow a G^{block} -latent model. Consider now $G = \{\{1\}; \{2\}; \{3, 4\}\}$. The C -matrix associated to R relative to this partition G is

$$C(G) = \begin{bmatrix} 1 & 0.25 & 0.26 \\ 0.25 & 1 & 0.26 \\ 0.26 & 0.26 & 0.25 \end{bmatrix}$$

which is positive semi-definite. It is immediate to show (see for instance Lemma 1 of the supplement [5]) that vectors \mathbf{Y} with a mean zero Gaussian distribution and covariance matrix R that is G -block structured will follow a G -latent model, if the corresponding matrix C is positive semi-definite. By symmetry, \mathbf{Y} also follows a G' -latent model with $G' = \{\{1, 2\}; \{3\}; \{4\}\}$. Moreover, we observe that the two partitions G and G' are both minimal for the latent property with respect to the partial order \mathbf{PP} . Therefore \mathbf{Y} is both G -latent and G' -latent.

This example suggests that either \mathbf{Y} is G^{block} -latent or its latent structure will contain singletons. This is indeed true, at least for Gaussian distributions, as stated below and proved in the Appendix.

PROPOSITION 2. Assume \mathbf{Y} is a mean zero Gaussian vector. Let G^{block} be the unique minimal partition of R . If no minimal latent partition has singletons, then \mathbf{Y} has a unique minimal latent representation with respect to G^{block} .

PROPOSITION 3. Let \mathbf{Y} be a zero mean Gaussian distribution. Let G^{block} be the unique minimal partition of the correlation matrix R . Let C be the matrix associated with R and G^{block} via Definition 2. We then have the equivalence: C is positive semi-definite $\Leftrightarrow \mathbf{Y}$ has a unique minimal latent representation with respect to G^{block} .

We refer to the supplement [5] for a proof. Propositions 2 and 3 give sufficient conditions under which a G -latent model is identifiable, for Gaussian distributions. If the conditions are met, then G^{block} defined by (2) is also the identifiable partition of a latent model. However, when the conditions are not met, G^{block} continues to be a bona fide target in G -block correlation models and, moreover, it exists uniquely regardless of distributional assumptions.

This motivates our interest in G -block correlation models, which are the focus of the rest of this paper.

3. Minimax cluster separation lower bound for perfect recovery in G -block correlation models.

3.1. *The CORD dissimilarity metric and its induced cluster separation metric.* The G -block correlation models allow us to introduce CORD, a new dissimilarity metric for variable clustering. Definition 2 of Section 2 shows that two variables Y_a and Y_b belong to different clusters of the G^{block} partition of R if and only if

$$(1) \quad \text{CORD}(a, b) := \max_{c \neq a, b} |R_{ac} - R_{bc}| > 0.$$

Then, the difficulty of clustering in G -block correlation models can be assessed via the size of the minimal CORD (CORrelation Differences) separation between two variables in distinct groups:

$$(2) \quad \text{MCORD}(R) = \min_{\substack{a \sim b \\ G^{block}}} \text{CORD}(a, b).$$

We note that this metric is different from the commonly used difference between within-group correlation and between group correlation. A positive difference is heuristically used to characterize a cluster in most of the algorithmic based clustering literature. Formally, if R has a G^{block} structure with associated matrix of correlations C , the correlation gap is

$$(3) \quad \Delta(C) := \min_{j \neq k} (C_{jj} + C_{kk} - 2C_{jk}).$$

It is easy to see that when C is not positive definite, then we can have $\Delta(C) < 0$. Thus, when \mathbf{Y} has a G^{block} -correlation structure, but does not admit a latent decomposition with respect to G^{block} , the commonly used separation metric cannot be employed, while MCORD provides a viable alternative. The following numerical example illustrates this point.

EXAMPLE 2. Let \mathbf{Y} be a zero mean Gaussian vector with correlation matrix

$$R = \begin{bmatrix} 1 & -1/2 & 0 & 0 \\ -1/2 & 1 & 0 & 0 \\ 0 & 0 & 1 & -1/2 \\ 0 & 0 & -1/2 & 1 \end{bmatrix}$$

Then \mathbf{Y} is $G =: \{\{1, 2\}; \{2, 3\}\}$ -block, but not G -latent. To see why notice that R_{12} and R_{34} are negative, and, for instance, R_{12} should have been positive, as it would be equal to $\text{var}(Z_1)$ if \mathbf{Y} were G -latent. Observe that the within-group correlations, which are all equal to $-1/2$, are smaller than between group correlations, which are all equal to zero, so $\Delta(C) = -1$ while $\text{MCORD}(R) = 1$.

We study in the next section the minimax optimal separation size for consistent partition estimation with respect to the newly introduced $\text{MCORD}(R)$. The investigation of the minimax optimal correlation gap (3) ensuring consistent partition estimation in the particular class of the G -latent models is considered in [4].

3.2. *The $\text{MCORD}(R)$ minimax lower bound for exact cluster recovery.* We let $\eta > 0$ and define

$$(4) \quad \mathcal{R}(\eta) = \{R : \text{MCORD}(R) > \eta\}.$$

Our goal is to find the minimal value η^* below which exact recovery of G^{block} , with high-probability, is impossible, by any method. Formally, we will show that

$$\inf_{\hat{G}} \sup_{R \in \mathcal{R}(\eta)} \mathbf{P}_R(\hat{G} \neq G^{block}) \geq \text{constant} > 0,$$

for all $0 \leq \eta < \eta^*$, where the infimum is taken over all possible estimators.

THEOREM 1.

$$\text{For any } 0 \leq \eta < \eta^* := \frac{0.6\sqrt{\frac{\log(p)}{n}}}{1 + 0.6\sqrt{\frac{\log(p)}{n}}},$$

we have

$$\inf_{\hat{G}} \sup_{R \in \mathcal{R}(\eta)} \mathbf{P}_R(\hat{G} \neq G^{block}) \geq \frac{1}{2e + 1} \geq \frac{1}{7},$$

where the infimum is taken over all possible estimators.

We observe that $\eta^* \sim 0.6\sqrt{\frac{\log(p)}{n}}$ when $\log(p) = o(n)$, as announced in the discussion in the Introduction. The proof is given in the Appendix and consists in the collection of the proofs of Propositions 4, 5 and 6, each showcasing a different scenario for the number of clusters, the size of the smallest cluster and the correlation between and within clusters. In all these cases, the minimax cluster separation rate is $\sqrt{\log(p)/n}$, a new result in the literature on variable clustering. We state each proposition below.

Scenario 1. The lower bound is attained on a sequence of matrices with $K = 2$ blocks, one of size 2 and one of size $p - 2$. In this case we have a very large cluster, but the problem is made difficult by having the other cluster be very small, and therefore easy to miss.

PROPOSITION 4. *Let us fix $0 \leq \alpha < \beta < 1$. We construct a sequence of correlation matrices as follows. To any pair $a < b$ in $\{1, \dots, p\}$, we associate the matrix $R^{(a,b)}$ with 1 on the diagonal and α off the diagonal, except for positions (a, b) and (b, a) where we define $R_{ab}^{(a,b)} = R_{ba}^{(a,b)} = \beta$. The partition $G^{\text{block}(a,b)}$ associated to $R^{(a,b)}$ is then $\{\{a, b\}; \{1, \dots, p\} \setminus \{a, b\}\}$. We observe that $R^{(a,b)} \in \mathcal{R}(\eta)$ for any $\eta < \beta - \alpha$. When*

$$(5) \quad \frac{\beta - \alpha}{1 - \beta} \leq \sqrt{\frac{\log(p(p-1)/2)}{(2 + e^{-1})n}},$$

then, for any $\eta < \beta - \alpha$

$$\inf_{\hat{G}} \sup_{R \in \mathcal{R}(\eta)} \mathbf{P}_R(\hat{G} \neq G^{\text{block}}) \geq \inf_{\hat{G}} \max_{a < b} \mathbf{P}_{R^{(a,b)}}(\hat{G} \neq G^{\text{block}(a,b)}) \geq \frac{1}{2e + 1}.$$

Scenario 2. The lower bound is attained on a sequence of matrices with many small blocks. In this example, we have $K = p/2$ blocks of size 2, assuming that p is even. This case is believed to be the most difficult for any clustering algorithm, and therefore expected to require the largest cluster separation. We note that the rate is the same as in the first scenario. Thus, having the number K of clusters increase with p does not increase the difficulty of the problem, in terms of the size of cluster separation.

PROPOSITION 5. *Let $R^{(1)}$ be the matrix $R^{(1)} = \alpha J + \text{diag}(A, \dots, A)$ where J is the matrix with all entries equal to 1 and*

$$A = \begin{pmatrix} 1 - \alpha & \beta - \alpha \\ \beta - \alpha & 1 - \alpha \end{pmatrix}.$$

The partition $G^{\text{block}(1)}$ associated to $R^{(1)}$ is $G^{\text{block}(1)} = \{\{1, 2\}; \dots; \{p-1, p\}\}$. We denote by τ_{ab} the transposition between a and b in $\{1, \dots, p\}$ and by $R^{(a,b)}$ the matrix $R^{(a,b)} = \left[R_{\tau_{ab}(i)\tau_{ab}(j)}^{(1)} \right]_{i,j=1,\dots,p}$ built from $R^{(1)}$ by permuting the rows and columns indexed by a and b . The partition $G^{\text{block}(a,b)}$ associated to this matrix is the same as $G^{\text{block}(1)}$ except that the indices a and b have been switched. Then, when

$$(6) \quad \frac{\beta - \alpha}{1 - \beta} \leq \sqrt{\frac{\log(p(p-2)/4)}{(4 + 2e^{-1})n}},$$

no estimator can perfectly recover the partition G^{block} uniformly on the set of distributions $\{\mathbf{P}_{R^{(1)}}\} \cup \{\mathbf{P}_{R^{(a,b)}} : a = 2k, k = 1, \dots, p/2, b > a\}$, with probability larger than $2e/(2e + 1)$.

Scenario 3. The lower bound has the same rate even if we have very few large blocks. In this example, we have $K = 3$ blocks of size $p/3$ each. This case is surprising, as the first two separation bounds would suggest that the size of the smallest cluster drives the difficulty of their eventual separation. We would therefore expect that when all clusters have size of order p they will be easier to separate, however our result below shows that the perfect recovery separation rate is still $O(\sqrt{\log p/n})$.

PROPOSITION 6. Let $0 < \epsilon < 1$ and define

$$C(\epsilon) = \begin{bmatrix} \epsilon & \epsilon - \epsilon^2 & -\epsilon \\ \epsilon - \epsilon^2 & \epsilon & \epsilon \\ -\epsilon & \epsilon & 2 \end{bmatrix},$$

which is positive semi-definite. Consider the following covariance matrix with $K = 3$ blocks of equal size $m = p/3$ given by $\Sigma := AC(\epsilon)A^T + I$, where A is a $p \times 3$ hard assignment matrix given by $A_{j1} = 1$, if $1 \leq j \leq m$, and zero otherwise, $A_{j2} = 1$, if $m + 1 \leq j \leq 2m$, and zero otherwise and $A_{j3} = 1$, if $2m + 1 \leq j \leq 3m$, and zero otherwise. For $a \in \{1, \dots, m\}$ and $b \in \{m + 1, \dots, 2m + 1\}$, we construct $\Sigma^{(a,b)}$ by permuting the rows and columns indexed by a and b . We collect the $M = m^2 + 1$ candidate matrices in a set \mathcal{M} . Let G^{block} be the partition associated with one of the generic matrices $\Sigma' \in \mathcal{M}$. If

$$\epsilon \leq \sqrt{\frac{0.8 \log(p/3)}{n}} \quad \text{and} \quad \eta \leq 0.8\epsilon,$$

then

$$\begin{aligned} \inf_{\widehat{G}} \sup_{R \in \mathcal{R}(\eta)} \mathbf{P}_R(\widehat{G} \neq G^{block}) &\geq \inf_{\widehat{G}} \max_{\Sigma' \in \mathcal{M}} \mathbf{P}_{\Sigma'}(\widehat{G} \neq G'^{block}) \\ &\geq \frac{1}{2e + 1}. \end{aligned}$$

Moreover, the three examples above show that the MCORD separation rate is the same when variables in distinct groups are independent or when they are strongly correlated.

4. Consistent estimation of minimally separated clusters

in G block-correlation models via CORD. In this section we present an algorithm that achieves the $O(\sqrt{\log p/n})$ MCORD separation lower bound for perfect partition recovery. We assume that we have $\mathbf{X}_1, \dots, \mathbf{X}_n$ iid copies of \mathbf{X} for estimating G^{block} , the partition relative to which R , the correlation matrix of the unit variance vector $\mathbf{Y} = h(\mathbf{X})$, has a block structure. Our goal is to avoid the estimation of the unknown standardizing transformation h , while still being able to estimate R via an appropriate \widehat{R} such that $|\widehat{R} - R|_\infty = O_P(\sqrt{\log p/n})$. This rate is central to showing that the algorithm suggested below is minimax optimal. We consider two classes of distributions of \mathbf{X} , of broad interest, where this desideratum can be achieved.

If \mathbf{X} is sub-Gaussian, we take h to be the scale transformation. Then, \widehat{R} is the sample correlation matrix based on the n -sample of \mathbf{X} . Standard arguments can be used to show that the estimator \widehat{R} satisfies $|\widehat{R} - R|_\infty = O_P(\sqrt{\log p/n})$, see for instance [3], and Lemma 2 in the supplemental material [5]. Moreover, we note that any transformation of R that preserves its block structure can also be used to find the clusters. As an example, we consider the Fisher transformation $q(r) = (1/2) \log((1+r)/(1-r))$ of a generic entry r or R . We denote the transformed, block structured, matrix by F . The transformation is particularly useful for values of r close to 1 or -1 : whereas $\text{CORD}(a, b)$ given by (9) may be very small when R_{ac} and R_{bc} are both close to 1, or both close to -1 , $\text{CORD}(a, b)$ based on F_{ac} and F_{bc} will be inflated by the transform, making a significant difference easier to detect from the data. The Fisher transform of the sample correlation matrix is typically used as an asymptotic variance stabilizing transformation, for Gaussian data. Its finite sample behavior, for sub-Gaussian data, has not been investigated. We fill this gap below and present the proof in the supplement [5].

PROPOSITION 7. *Let $\mathbf{X}_1, \dots, \mathbf{X}_n$ be i.i.d. copies of a centered sub-Gaussian random vector in R^p , with correlation matrix R . Let \widehat{R} be the sample correlation matrix and \widehat{F} be its Fisher transform. Then, there exists a positive*

constant c_2 such that, when $n \leq c_2 \log(p)$, we have $|\widehat{F} - F|_\infty \leq c_2 \sqrt{\frac{\log(p)}{n}}$, with probability at least $1 - 1/p$.

When \mathbf{X} has a Gaussian copula distribution with zero mean, and copula function with parameters $\mu = 0$ and R , the copula correlation matrix, we recall that

$$(7) \quad \mathbf{Y} := (Y_1, \dots, Y_p) := (h_1(X_1), \dots, h_p(X_p)) =: h(\mathbf{X}) \stackrel{d}{=} \mathcal{N}_p(0, R),$$

with $h_a := \Phi^{-1} \circ F_a$, for each a , where Φ is the c.d.f of a standard Gaussian random variable, F_a is the marginal c.d.f. of X_a and $Var(Y_a) = 1$, for all a . When \mathbf{X} is Gaussian, this transformation h becomes simply the scale transformation considered before, otherwise it is more robust against departures from (sub)Gaussianity. We further recall that, under the Gaussian copula model on \mathbf{X} ,

$$R_{ab} = Cov(Y_a, Y_b) = Corr(Y_a, Y_b) = \sin\left(\frac{\pi}{2}\tau_{ab}\right),$$

where Kendall's tau coefficient is defined by

$$\tau_{ab} = \mathbf{E} \left[\text{sign}((Y_a - \tilde{Y}_a)(Y_b - \tilde{Y}_b)) \right] = \mathbf{E} \left[\text{sign}((X_a - \tilde{X}_a)(X_b - \tilde{X}_b)) \right],$$

with \tilde{X}_a (\tilde{Y}_a) and \tilde{X}_b (\tilde{Y}_b) independent copies of X_a (Y_a) and X_b (Y_b), respectively. Therefore, we can estimate R_{ab} by

$$(8) \quad \widehat{R}_{ab} = \sin\left(\frac{\pi}{2}\widehat{\tau}_{ab}\right),$$

where

$$\widehat{\tau}_{ab} = \frac{2}{n(n-1)} \sum_{1 \leq i < i' \leq n} \text{sign}(X_a^i - X_a^{i'}) \text{sign}(X_b^i - X_b^{i'}).$$

Standard arguments can be used to show that the estimator \widehat{R} satisfies $|\widehat{R} - R|_\infty = O_P(\sqrt{\log p/n})$, see for instance [14], for Gaussian copula distributions. For completeness, we give more details in the supplemental material.

To a given estimator \widehat{R} of R we associate the estimator

$$(9) \quad \widehat{\text{CORD}}(a, b) := \max_{c \neq a, b} |\widehat{R}_{ac} - \widehat{R}_{bc}|, \quad a, b \in \{1, \dots, p\},$$

of the CORD metric. If we work with a transform F of R , we replace \widehat{R} by \widehat{F} . We then estimate the partition \widehat{G} according to the simple CORD

algorithm explained in Algorithm 1. We emphasize that this algorithm does not require as input the specification of the number K of groups, which is automatically estimated by our procedure. Step 3(c) of the algorithm is called the “or” rule, and can be replaced with the “and” rule below, without changing the theoretical properties of our algorithm,

$$\widehat{G}_l = \left\{ s \in S : \widehat{\text{CORD}}(a_l, s) \vee \widehat{\text{CORD}}(b_l, s) \leq \alpha \right\}.$$

The algorithmic complexity for computing \widehat{R} defined by (8) is $O(p^2 n \log(n))$ (see [8]) and the complexity of Algorithm 1 is $O(p^3)$, so the overall complexity of our estimation procedure is $O(p^2(p \vee n \log(n)))$.

Algorithm 1

- Input: \widehat{R} and $\alpha > 0$
- Initialization: $S = \{1, \dots, p\}$ and $\widehat{\text{CORD}}(a, b) = \max_{c \neq a, b} |\widehat{R}_{ac} - \widehat{R}_{bc}|$ and $l = 0$
- Repeat: while $S \neq \emptyset$
 1. $l \leftarrow l + 1$
 2. If $|S| = 1$ Then $\widehat{G}_l = S$
 3. If $|S| > 1$ Then
 - (a) $(a_l, b_l) = \underset{a, b \in S, a \neq b}{\text{argmin}} \widehat{\text{CORD}}(a, b)$
 - (b) If $\widehat{\text{CORD}}(a_l, b_l) > \alpha$ Then $\widehat{G}_l = \{a_l\}$
 - (c) If $\widehat{\text{CORD}}(a_l, b_l) \leq \alpha$ Then
$$\widehat{G}_l = \left\{ s \in S : \widehat{\text{CORD}}(a_l, s) \wedge \widehat{\text{CORD}}(b_l, s) \leq \alpha \right\}$$
 4. $S \leftarrow S \setminus \widehat{G}_l$
- Output: the partition $\widehat{G} = (\widehat{G}_l)_{l=1, \dots, k}$

In the following, we provide conditions ensuring that $\widehat{G} = G^{\text{block}}$.

PROPOSITION 8. *Let \mathbf{X} be a zero mean random vector with a Gaussian copula distribution with parameter R . Let \widehat{R} be any estimator of R . We define $\tau = |\widehat{R} - R|_\infty$ and we consider two parameters (α, η) fulfilling*

$$(10) \quad \alpha \geq 2\tau \quad \text{and} \quad \eta \geq 2\tau + \alpha.$$

Then, if $R \in \mathcal{R}(\eta)$ given by (4), our algorithm yields $\widehat{G} = G^{\text{block}}$.

We refer to the Appendix for a proof of Proposition 8 and to the supplemental material [5] for the proof of Proposition 9 below.

PROPOSITION 9. *Let us consider (α, η) fulfilling*

$$\alpha \geq 4\pi\sqrt{\frac{(1+A)\log(p)}{n}} \quad \text{and} \quad \eta \geq 4\pi\sqrt{\frac{(1+A)\log(p)}{n}} + \alpha,$$

for some $A > 0$. If \mathbf{X} has a zero mean Gaussian copula distribution and $R \in \mathcal{R}(\eta)$, then the output of our algorithm applied to the estimator \widehat{R} given by (8), is consistent: $\widehat{G} = G^{block}$, with probability higher than $1 - p^{-2A}$.

REMARK 1. If \mathbf{X} has a sub-Gaussian distribution, R and \widehat{R} are the correlation and sample correlation matrices, respectively. Additionally, as explained above, one can also employ their respective Fisher transforms. In either case the results of Proposition 9 above remain unchanged, modulo constants, and are presented in Corollary 1 of the supplement [5].

REMARK 2. Proposition 9 and Corollary 1 of the supplement [5] show that the CORD algorithm recovers the partition correctly, at the minimax optimal cluster separation rate established in Theorem 1 of the previous section.

4.1. *Data-driven selection of the threshold parameter α .* The performance of the CORD algorithm of the previous section depends crucially on the value of the threshold parameter α . Whereas its theoretical optimal value is proportional to $\sqrt{\log p/n}$, the exact proportionality constants may not be sharp, and depend on the actual distribution of the data. We propose below a new, fully data dependent, criterion for selecting α , and the corresponding partition \widehat{G} , from a set of candidate partitions \mathcal{G} . We use the following principle. First, we recognize that if G^{block} is the true partition, $G \in \mathcal{G}$ is a candidate partition, and (a, b) is a pair under consideration, we can make two types of mistakes regarding the placement of a and b : (i) $a \stackrel{G^{block}}{\approx} b$, but $a \stackrel{G}{\approx} b$ or (ii) $a \stackrel{G^{block}}{\approx} b$, but $a \not\stackrel{G}{\approx} b$. Proposition 10 shows that for our proposed criterion the stochastic error terms induced by either type of mistake are smallest when $G = G^{block}$, on average. This necessitates splitting the data in three independent sub-sets: on one subset we construct a set of candidate partitions. The other two sets are used to control stochastic errors. Our simulation results of Section 5 support strongly the fact that this strategy can be used reliably as soon as n is above 200, even if p may be in the order of thousands.

We describe our procedure in what follows. We let R denote either the correlation or the copula correlation matrix. Let $\widehat{R}^{(i)}$, $i = 1, 2, 3$ be three

appropriate estimators of R , based on three independent samples, each of size n . For any $a < b$, we set $\widehat{\Delta}_{ab}^{(i)} = \left[\widehat{R}_{ac}^{(i)} - \widehat{R}_{bc}^{(i)} \right]_{c \neq a,b}$; $i = 1, 2$. Let $\widehat{\mathcal{G}}$ be a collection of partitions computed with the CORD algorithm from $\widehat{R}^{(3)}$, by varying α around its theoretical optimal value, on a fine grid. For any $G \in \widehat{\mathcal{G}}$, our cross-validation CV criterion is

$$CV(G) = \sum_{a < b} \|\widehat{\Delta}_{ab}^{(1)} - \widehat{\Delta}_{ab}^{(2)} \mathbf{1}_{a \not\sim b}\|_{\infty}^2$$

and we select $\widehat{G} \in \operatorname{argmin}_{G \in \widehat{\mathcal{G}}} CV(G)$. Proposition 10, proved in the Appendix, offers theoretical support for this procedure. It shows that the minimum of the proposed criterion, over a grid that is fine enough to include the target G^{block} , is attained at G^{block} , in expectation.

PROPOSITION 10. *If either: (i) \mathbf{X} is sub-Gaussian with correlation matrix R ; or (ii) \mathbf{X} has a copula distribution with copula correlation matrix R , then there exists a constant $c > 0$, such that, when $\operatorname{MCCORD}(R) \geq c\sqrt{\log(p)/n}$, we have $\mathbf{E}[CV(G^{block})] < \mathbf{E}[CV(G)]$, for any $G \neq G^{block}$.*

REMARK 3. Inspection of the proof of Proposition 10 reveals that, in light of Proposition 7, its result continues to be valid if, in case (i), we replace R by F , its Fisher transform, and use the corresponding estimators.

5. Simulations.

5.1. *Simulation design.* In this section we verify numerically our theoretical findings. To construct a G -block correlation matrix, we start by specifying a covariance matrix $\Sigma = A\tilde{C}A' + \tilde{\Gamma}$, and then normalize the diagonals to 1 using $R = D^{-1/2}\Sigma D^{-1/2}$ where D is a diagonal matrix with entries $D_{aa} = d_{k(a)}$. Because $R = A\phi^{-1/2}\tilde{C}\phi^{-1/2}A' + D^{-1/2}\tilde{\Gamma}D^{-1/2}$ with the diagonal matrix $\phi = (\phi_{kk}) = (d_k)$, R has a G -block structure and the same minimally separated clusters, if both \tilde{C} and $C = \phi^{-1/2}\tilde{C}\phi^{-1/2}$ lead to the same pattern of zero CORD metrics between variables, as in our simulation scenarios specified below.

We consider the following models for R corresponding to the following matrix \tilde{C} :

- Model 1: $\tilde{C} = B^T B$ where B is a random $(K-1) \times K$ matrix with independent entries. Each entry takes the value $+1$ and -1 with equal probability $0.5 \times K^{-1/2}$, and the value 0 with probability $1 - K^{-1/2}$.
- Model 2: $\tilde{C} = \tilde{C}' - 0.001I$ where \tilde{C}' is generated by Model 1.

The matrix \tilde{C} (and thus C) is positive semi-definite in Model 1 and negative definite in Model 2. In all these models, we set $\tilde{\Gamma}_{kk} = 0.5 + 1.5 \times k/(K-1)$, $k = 1, \dots, K$, to ensure that the resulting Σ (and R) is positive definite. In the first two simulation scenarios, we set $K = 10$ to be the the number of equal-size groups of variables using C derived from Models 1–2. We also consider a third scenario with singletons by specifying 5 singletons and $K-5$ equal-size groups using Model 1. To simulate the data from a Gaussian copula distribution, we first simulate \mathbf{X} from $\mathcal{N}(0, R)$ and then apply transformation $f(x|v_k)$ to each variable X_a if $a \in G_k$, for \mathbf{X} . The transformation functions take the form

$$f(x|v_k) = \log\left(1 + |x - v_k|^{1/3}\right) \cdot \text{sign}(x - v_k)$$

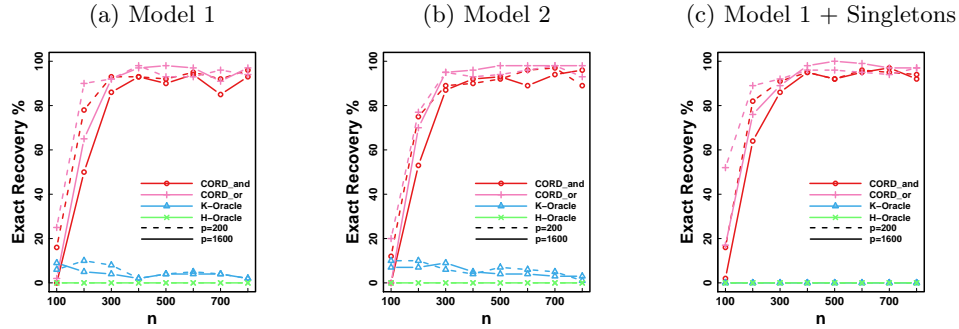
where the parameters v_k , $k = 1, \dots, K$, are iid from a uniform distribution between $(-1, +1)$. The distribution of each variable after transformation is bimodal.

We run these scenarios for each of two representative cases $p = 200$ and $p = 1600$, and for sample sizes $n = 100, 200, 300, \dots, 1000$. All simulations are repeated 100 times.

5.2. G-Block Estimation. The goal of our algorithm is to create sub-groups of vectors of dimension n , from a given collection of p vectors of observations, each of dimension n , according to CORD. This task can be viewed as that of clustering p objects in \mathbb{R}^n . The existing clustering algorithms are not tailored to recovering groups with this structure, but they can serve as comparative methods. We thus compare the performance of CORD (using either the “and” and “or” rule) with two popular clustering algorithms: K-means and Hierarchical Clustering (HC). We apply K-means on the columns of the $n \times p$ matrix of scaled observations, and we use the negative correlation as distance matrix in HC. Both Kmeans and HC require specification of the number of groups K . We use the true $K = 10$ in these methods to evaluate their oracle performance. In our simulations, both CORD and HC use estimates of transformed Kendall’s tau in (8) for a fair comparison. In the following simulation study, we use the data-driven choice of α from Section 4.1, where two independent datasets of size n from each simulation scenario are used. Since the theoretical value of α is proportional to $n^{-1/2} \log^{1/2} p$, we use a grid of $\alpha/(n^{-1/2} \log^{1/2} p) = 0.25, 0.5, \dots, 5$.

5.2.1. Exact recovery. We compare the performance of CORD and its competitors in terms of exact true group recovery. Figure 1 shows the percentages of exact recovery by K-means, HC, and CORD. CORD using either rules

Figure 1: Percentages of exact recovery by K-means (K-Oracle, medium blue lines, triangle points), HC (H-Oracle, light yellow lines, cross points) and CORD (the “and” rule: dark red lines, circle points; the “or” rule: light red lines, plus points) across 100 runs, when $p = 200$ (solid lines) and $p = 1600$ (dashed lines). All standard errors are smaller than 5%.



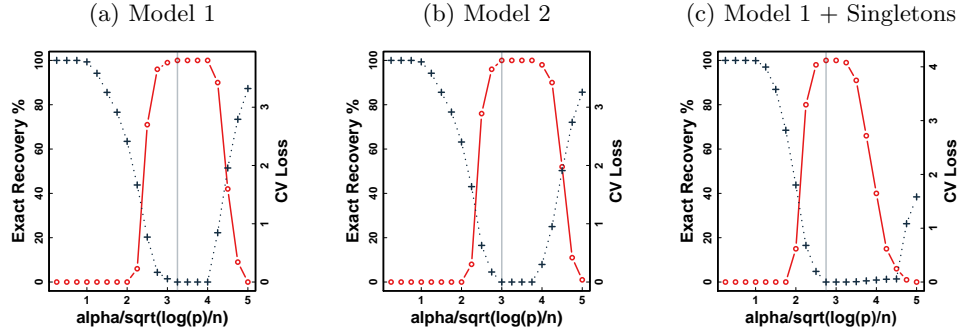
clearly outperforms both K-means and HC when n is about 400 or larger in all the models, and the percentage of exact recovery is already around 80% when $n = 200$. The finite sample differences between the “and” and “or” rules is small, because both rules share the same theoretical results. K-means and HC, even with the oracle choice of K and large $n = 800$, fail to recover the true groups exactly. It is also interesting to note that their recovery percentages are flat around 0 as n increases, and the percentages for K-means decrease for small n in Model 1. When there are singletons, neither K-means or HC is able to recover the exact groups, while CORD performs much better, even for small n . This demonstrates the numerical advantages of CORD over its competitors under our G -models with singletons.

We proved in Section 3 that, whenever the group separation parameter η and the threshold level α (chosen by our data-driven approach) are both larger than appropriate multiples of $n^{-1/2} \log^{1/2} p$ as n and p grow, Algorithm 1 recovers consistently the block structure of R . Figure 1 shows that CORD recovers the true groups almost 100% of the runs, and thus confirms our theoretical results.

5.2.2. Data-driven choice of α . To illustrate how the CV loss in Section 4.1 enables selection of α numerically, we use the case $n = 800$ and $p = 1600$ to study the “large n , large p ” performance of our cross validation approach.

We show the relationship between the average CV losses and exact recovery

Figure 2: Average CV losses (black dotted lines, plus points) and exact recovery percentages (red solid lines, circle points) across 100 runs. The minimal average CV losses are shown by gray vertical lines. For better illustration, the CV losses are standardized first by subtracting the minimal CV loss in each figure, and the standardized CV losses plus 1 are then plotted on the logarithmic scale.



percentages in Figure 2 by our algorithm. For simplicity, we only show the “and” rule performance here. This figure shows that the optimal ranges of α values for high exact recovery percentages are also associated with low average CV losses.

6. The analysis of Standard & Poor 100 Stocks. To illustrate the applicability of the G -exchangeable models for defining communities of variables, we apply CORD (using the “and” rule for simplicity) for the analysis of a stock dataset, in order to study which stocks are grouped together. We compare the resulting partitions with those obtained from the K-means and HC algorithms, respectively. This dataset contains daily returns of the stocks listed in the Standard & Poor 100 index (as of March 21, 2014), from January 1, 2006 to December 31, 2008. The stocks with incomplete data, due to company reorganization for example, are removed from the analysis, and this leaves 91 stocks with returns from 755 trading days in total.

We first compare the groups recovered by CORD, K-means, and HC. We use the cross validation approach of Section 4.1 on randomly split data to select α from a grid $\alpha/(n^{-1/2} \log^{1/2} p) = 0.1, 0.2, \dots, 4$, and it selects the threshold $\alpha = 3.3n^{-1/2} \log^{1/2} p$ with $K = 20$. We thus set $K = 20$ in Kmeans and HC (using the negative Kendall’s tau distance) to compare the clustering performance. Table 1 lists the stocks in the first 3 CORD groups. Because the partitions from K-means and HC are different, we list all the

groups from K-means and HC that contain these stocks for each CORD group. It is clear that CORD groups together directly competing companies that offer similar or almost identical services, while K-means and HC can group companies that provide different kinds of services and products. For example, Home Depot and Lowe's are the only two companies in a CORD group, probably because they are both home improvement stores. However, Starbucks and Target are added to this group by both K-means and HC, even though Starbucks is a coffee shop chain and Target is a superstore chain; more stocks from other sections, including FedEx and UPS, are added to the same group by HC.

Four singletons are recovered by our method CORD, see Table 2. This table also lists those corresponding groups recovered by K-means and HC that contain these four singletons. Overall, K-means and HC tend to group these singletons with other stocks from remotely related industries. For example, the CORD singleton Berkshire Hathaway, a multi-sector holdings company, is grouped with an IT consulting company Accenture by K-means; the singleton Freeport-McMoran, a metal mining company, is grouped with many other large oil companies, such as Exxon and Chevron, by HC. These suggest that CORD can yield interpretable singletons from data, compared with these competing methods.

Finally, we check the positive definiteness of C as motivated by our G -models. Because the true C is usually unknown in real data, we propose to check \hat{C} instead, estimated from the following method. Given a correlation matrix estimate \hat{R} in (8) and a partition estimate \hat{G} , we introduce a block averaging operator $\mathcal{Y}(\hat{R}, \hat{G})$ which produces a G -block structured matrix of the same size as \hat{R} . For any $a \in \hat{G}_k$ and $b \in \hat{G}_{k'}$, the output matrix entry is given by

$$\left[\mathcal{Y}(\hat{R}, \hat{G})\right]_{ab} = \begin{cases} \left|\hat{G}_k\right|^{-1} \left(\left|\hat{G}_k\right| - 1\right)^{-1} \sum_{i,j \in \hat{G}_k, i \neq j} \hat{R}_{ij} & \text{if } a \neq b \text{ and } k = k' \\ \left|\hat{G}_k\right|^{-1} \left|\hat{G}_{k'}\right|^{-1} \sum_{i \in \hat{G}_k, j \in \hat{G}_{k'}} \hat{R}_{ij} & \text{if } a \neq b \text{ and } k \neq k' \\ 1 & \text{if } a = b. \end{cases}$$

In essence, this operator averages over the submatrix of \hat{R} with indices in \hat{G}_k and $\hat{G}_{k'}$ respectively, except for the diagonal entries, in order to reduce sample noises using the G block structure. From $\mathcal{Y}(\hat{R}, \hat{G})$, we read out the

estimator \hat{C} with entries specified as

$$\hat{C}_{kk'} = \begin{cases} \hat{R}_{ab} & \text{for any } a \in \hat{G}_k, b \in \hat{G}_{k'} \text{ if } k \neq k'; \\ \hat{R}_{ab} & \text{for any } a, b \in \hat{G}_k, a \neq b \text{ if } k = k' \text{ and } |\hat{G}_k| > 1; \\ 1 & \text{if } k = k' \text{ and } |\hat{G}_k| = 1. \end{cases}$$

Applying this approach to the data, we find two smallest eigenvalues of \hat{C} are negative, which empirically supports our consideration of negative definite C in our G -models.

Further comparison is provided in Section 2 of the supplemental material [5].

Acknowledgement. The research of F. Bunea was supported in part by NSF-DMS 1310119; the research of C. Giraud was supported in part by Labex LMH ANR-11-IDEX-003-02; and the research by X. Luo was supported in part by NSF-DMS 1557467, NIH R01EB022911, P01AA019072, P20GM103645, P30AI042853, and S10OD016366.

REFERENCES

- [1] Arias-Castro, E. and Verzelen, N. (2013) Community detection in random networks. Preprint.
- [2] Amini, A.A., Chen, A., Bickel, P.J., and Levina, E. (2013) Pseudo likelihood methods for community detection in large sparse networks. *Annals of Statistics* 41 (4), 2097 - 2122.
- [3] Bien, J., Bunea, F. and Xiao, L. (2015) Convex banding of the covariance matrix. *JASA*.
- [4] Bunea, F., Giraud, C., Royer, M. and Verzelen, N. (2016) Near minimax optimal variable clustering via convex optimization. Preprint.
- [5] Bunea, F., Giraud, C., and Luo, X. (2015). Supplement to: Minimax optimal variable clustering in G -models via CORD, Preprint.
- [6] Bunea, F. and Xiao, L. (2015). On the sample covariance matrix estimator of reduced effective rank population matrices, with applications to fPCA. *Bernoulli* 21(2), 1200-1230.
- [7] Chen, Y. and Xu, J. (2015) Statistical-Computational Tradeoffs in Planted Problems and Submatrix Localization with a Growing Number of Clusters and Submatrices, *JMLR*, to appear.
- [8] Christensen, D. (2005). Fast algorithms for the calculation of Kendall's τ . *Computational Statistics* 20 (1): 51–62.
- [9] Craddock, R. C., James, G. A., Holtzheimer, P. E., Hu, X. P., and Mayberg, H. S. (2012). A whole brain fMRI atlas generated via spatially constrained spectral clustering. *Human brain mapping*, 33(8), 1914-1928.
- [10] Craddock, R. C., Jbabdi, S., Yan, C. G., Vogelstein, J. T., Castellanos, F. X., Di Martino, A., ... and Milham, M. P. (2013). Imaging human connectomes at the macroscale. *Nature methods*, 10(6), 524-539.

TABLE 1

The first 3 groups of stocks found by CORD and the groups from K-means and HC that contain these stocks. K-means yields two groups (separated by a horizontal line) that contain the stocks in Group 1 of CORD.

Group	Industry Section	CORD	K-means	HC
1	Oil & Gas Equipment and Service	Apache Corp., Anadarko Petroleum, Devon Energy, Halliburton, National Oillwell Varco, Occidental Petroleum, Schlumberger	Apache Corp., Anadarko Petroleum, Devon Energy, Halliburton, National Oillwell Varco, Occidental Petroleum, Schlumberger, ConocoPhillips, Chevron, Exxon	Apache Corp., Anadarko Petroleum, Devon Energy, Halliburton, National Oillwell Varco, Occidental Petroleum, Schlumberger, ConocoPhillips, Chevron, Exxon,
			National Oillwell Varco, Freeport-McMoran	Freeport-McMoran
2	Home Improvement	Home Depot, Lowe's	Home Depot, Lowe's, Starbucks, Target	Home Depot, Lowe's, Starbucks, Target, Costco, Target, Wal-Mart, FedEx, United Parcel Service, Nike, McDonald's
3	Telecom	AT&T, Verizon	AT&T, Verizon, Exelon, Comcast, Walt Disney, Time Warner	AT&T, Verizon, Comcast, Walt Disney, Time Warner, AIG, Allstate, Metlife, American Express, Bank of America, Citigroup, US Bancorp, Wells Fargo, Capital One, Goldman Sachs, JP Morgan Chase, Morgan Stanley, Simon Property, General Electric

TABLE 2

The 4 singletons of stocks found by CORD and the groups from K-means and HC that contain these singletons.

Group	Industry Section	CORD	K-means	HC
1	Multi-Sector Holdings	Berkshire Hathaway	Berkshire Hathaway, Accenture	Berkshire Hathaway
2	Diversified Metals & Mining	Freeport-McMoran	Freeport-McMoran, National Oillwell Varco	Freeport-McMoran, Apache Corp., Anadarko Petroleum, Devon Energy, Halliburton, National Oillwell Varco, Occidental Petroleum, Schlumberger, ConocoPhillips, Chevron, Exxon
3	Semiconductors	Intel	Intel, Cisco, EMC, HP, IBM, Microsoft, Oracle, Qualcomm, Texas Instruments	Intel, Cisco, EMC, HP, IBM, Microsoft, Oracle, Qualcomm, Texas Instruments
4	Electric Utilities	Southern Company	Southern Company, Baxter International, Bristol-Myers Squibb, Colgate-Palmolive, Costco, Johnson & Johnson, Coca-Cola, Eli Lilly, McDonald's, Mondelez International, Medtronic, Altria Group, Merck, Pepsico, Pfizer, Procter & Gamble, Wal-Mart	Southern Company, Exelon

- [11] Friston, K. J., Holmes, A. P., Worsley, K. J., Poline, J. P., Frith, C. D., and Frackowiak, R. S. (1994). Statistical parametric maps in functional imaging: a general linear approach. *Human brain mapping*, 2(4), 189-210.
- [12] Gao, C., Ma, Z., Zhang, A. y. and Zhou, H. (2015) Achieving optimal misclassification proportion in stochastic block model, Preprint.
- [13] Giraud, C. (2014) Introduction to High-Dimensional Statistics. Chapman and Hall.
- [14] Hoeffding, W. (1963). Probability Inequalities for Sums of Bounded Random Variables. *JASA* **58**: 13–30.
- [15] Hartigan, J.A. (1975) Clustering algorithms. John Wiley & Sons.
- [16] Holland, P. W., Laskey, K. B. and Leinhardt, S. (1983) Stochastic blockmodels: First steps. *Social Networks* 5, 109- 137.
- [17] Hornik, K. (2005). A clue for cluster ensembles. *Journal of Statistical Software*, 14(12).
- [18] Hubert, L., and Arabie, P. (1985). Comparing partitions. *Journal of classification*, 2(1), 193-218.
- [19] Izenman, A. (2008) Modern Multivariate Statistical Techniques. Springer Text in Statistics.
- [20] Jain, A. K. (2010). Data clustering: 50 years beyond K-means. *Pattern recognition letters*, 31(8), 651-666.
- [21] Klopp, O., Tsybakov, A. B. and Verzelen, N. (2015) Oracle inequalities for network models and sparse graphon estimation.
- [22] Lei, J. and Rinaldo, A. (2015) Consistency of spectral clustering in stochastic block models. *Annals of Statistics* 43(1), 215-237.
- [23] Massart, P. (2007) Concentration Inequalities and Model Selection. Ecole d'été de Probabilités de Saint-Flour 2003. Lecture Notes in Mathematics 1896, Springer.
- [24] Murtagh, F., and Contreras, P. (2012). Algorithms for hierarchical clustering: an overview. *Wiley Interdisciplinary Reviews: Data Mining and Knowledge Discovery*, 2(1), 86-97.
- [25] Power, J. D., Cohen, A. L., Nelson, S. M., Wig, G. S., Barnes, K. A., Church, J. A., ... and Petersen, S. E. (2011). Functional network organization of the human brain. *Neuron*, 72(4), 665-678.
- [26] Silva, R., Scheines, R., Glymour, C., and Spirtes, P. (2006). Learning the structure of linear latent variable models. *The Journal of Machine Learning Research*, 7, 191-246.
- [27] Simmonds, D. J., Pekar, J. J., and Mostofsky, S. H. (2008). Meta-analysis of Go/No-go tasks demonstrating that fMRI activation associated with response inhibition is task-dependent. *Neuropsychologia*, 46(1), 224-232.
- [28] Xue, G.; Aron, A. R. and Poldrack, R. A. (2008). Common neural substrates for inhibition of spoken and manual responses *Cerebral Cortex*, Oxford Univ Press,, 18, 1923-1932.

APPENDIX A: PROOFS

PROOF OF PROPOSITION 1. . If G is a partition of $\{1, \dots, p\}$ we use the notation $a \stackrel{G}{\sim} b$ whenever a and b belong to the same group of the partition. By Definition 1 of Section 2.2, R has a G -block structure if and only if

$$\text{corr}(Y_a, Y_{a'}) = R_{aa'} = R_{bb'} := \text{corr}(Y_b, Y_{b'}),$$

for any $a \stackrel{G}{\sim} b$, $a' \stackrel{G}{\sim} b'$ and $a \neq a'$, $b \neq b'$. We next show that if $G^\beta := G^{block}$ is given by Definition 2, then R is G^β -block structured, in that it satisfies the previous characterization. For $a \stackrel{G^\beta}{\sim} b$, $a' \stackrel{G^\beta}{\sim} b'$ with $a \neq b$, $a' \neq b'$, and $a \neq a'$, $b \neq b'$, we have

$$\text{corr}(Y_a, Y_{a'}) = \text{corr}(Y_b, Y_{a'}) = \text{corr}(Y_b, Y_{b'})$$

if $b \neq a'$. If $b = a'$ and $a \neq b'$ then $a \sim a' = b \sim b'$ in G^β so $\text{corr}(Y_a, Y_{a'}) = \text{corr}(Y_a, Y_b) = \text{corr}(Y_a, Y_{b'})$, since $b \stackrel{G^\beta}{\sim} b'$ and $a \neq b, b'$. If $b = a'$ and $a = b'$ the equality is obvious. To complete the proof we show that if R has a G -block structure with respect to any other partition G , then G^β is a sub-partition of it, and thus the unique minimum partition for this structure on R . For this, we need to show that whenever $a \stackrel{G}{\sim} b$, then $a \stackrel{G^\beta}{\sim} b$, which will establish that G is a sub-partition of G^β . If $a \stackrel{G}{\sim} b$ we have, by the characterization above, that $\text{corr}(Y_a, Y_c) = \text{corr}(Y_b, Y_c)$, for any $c \neq a, b$, since $a \stackrel{G}{\sim} b$ and $c \stackrel{G}{\sim} c$. Therefore, $a \stackrel{G^\beta}{\sim} b$, which concludes the proof. \square

PROOF OF PROPOSITION 2. . We will prove the following equivalent statement of this proposition. *Let G^ℓ be a minimal partition for a latent representation of \mathbf{Y} . If $G^\ell \neq G^{block}$, then G^ℓ has at least one singleton.*

Since as soon as \mathbf{Y} is G^ℓ latent, it also has a G^ℓ -block correlation structure, it follows that G^ℓ is a sub-partition of $G^\beta := G^{block}$, that is $G^\beta \leq G^\ell$. Write k^β , respectively k^ℓ for the index function associated to the partition G^β , respectively G^ℓ . Similarly, we write C^β for the C -matrix associated to G^β according to Definition 1 and C^ℓ for the one associated to G^ℓ . Thus, for every $a \neq b$, we have

$$(11) \quad C_{k^\beta(a)k^\beta(b)}^\beta = R_{ab} = C_{k^\ell(a)k^\ell(b)}^\ell.$$

Since \mathbf{Y} is not G^β -latent, the matrix C^β is not positive semi-definite: There exists $x^\beta \neq 0$ such that $(x^\beta)^T C^\beta x^\beta < 0$. We next show that this fact forces G^ℓ to have at least one singleton.

Let $K^\beta \times K^\beta$ be the size of C^β and $K^\ell \times K^\ell$ be the size of C^ℓ . Since G^ℓ is a sub-partition of G^β , up to a relabelling of the groups in G^ℓ , we have

$$G_1^\beta = G_1^\ell \cup \dots \cup G_{K_1}^\ell, \dots, G_{K^\beta}^\beta = G_{K_1+\dots+K_{K^\beta-1}+1}^\ell \cup \dots \cup G_{K_1+\dots+K_{K^\beta}}^\ell.$$

We can associate to the vector $x^\beta \in R^{K^\beta}$ the vector $x^\ell \in R^{K^\ell}$ defined by

$$x^\ell = (x_1^\beta, 0, \dots, 0, x_2^\beta, 0, \dots, 0, \dots)$$

where x_k^β is located at index $i(k) = K_1 + \dots + K_{k-1} + 1$. For any $k \neq j$, taking $a \in G_{i(k)}^\ell$ and $b \in G_{i(j)}^\ell$, Equation (11) gives $C_{kj}^\beta = C_{i(k)i(j)}^\ell$. Assume now that G^ℓ has no singleton: For any $k \in \{1, \dots, K^\beta\}$ we can choose $a \neq b$ in $G_{i(k)}^\ell$. For this choice of a and b , the Equation (11) gives $C_{kk}^\beta = C_{i(k)i(k)}^\ell$. So $C_{kj}^\beta = C_{i(k)i(j)}^\ell$ for all $k, j \in \{1, \dots, K^\beta\}$. Hence, we obtain $(x^\ell)^T C^\ell (x^\ell) = (x^\beta)^T C^\beta x^\beta < 0$. This is impossible since \mathbf{Y} is G^ℓ -latent, so C^ℓ is the covariance matrix of the latent variables and hence it is positive (semi-)definite. We conclude that G^ℓ has at least one singleton. \square

PROOF OF THEOREM 1. The proof consists of the collection of the proofs of the three propositions below. These proofs are based on a version of Fano's lemma suited for our application. Specifically, we will employ Birgé's Lemma (Corollary 2.18 in [23]), which we state below, translated to our problem.

LEMMA 1. *For any partition estimator \hat{G} , and for any collection of distinct $G^{(j)}$ -block covariance matrices $R^{(j)} \in \mathcal{R}(\eta)$, $1 \leq j \leq M$, we have*

$$\begin{aligned} \sup_{R \in \mathcal{R}(\eta)} \mathbf{P}_R(\hat{G} \neq G^{block}) &\geq \max_{j=1, \dots, M} \mathbf{P}_{R^{(j)}}(\hat{G} \neq G^{(j)}) \\ (12) \quad &\geq \frac{1}{2e+1} \wedge \left(1 - \max_{j \geq 2} \frac{\mathcal{K}(R^{(j)}, R^{(1)})}{\log(M)} \right), \\ (13) \quad &\geq \frac{1}{2e+1} \wedge \left(1 - \max_{j \geq 2} \frac{n \|(R^{(1)})^{-1}(R^{(j)} - R^{(1)})\|^2}{2 \log(M)} \right), \end{aligned}$$

where $\mathcal{K}(R^{(j)}, R^{(1)})$ denotes the Kulback-Leibler divergence between two Gaussian likelihoods based on n observations.

PROOF. Inequality (12) is Birgé's Lemma (Corollary 2.18 in [23]), translated to our problem. We prove inequality (13) below. We only need to check that

$$(14) \quad \mathcal{K}(R^{(j)}, R^{(1)}) \leq n \|(R^{(1)})^{-1}(R^{(j)} - R^{(1)})\|^2 / 2.$$

We have

$$\begin{aligned} \mathcal{K}(R^{(j)}, R^{(1)}) &= \frac{n}{2} \left(\text{Trace}((R^{(1)})^{-1}R^{(j)} - I) - \log \det \left((R^{(1)})^{-1}R^{(j)} \right) \right) \\ &= \frac{n}{2} (F((R^{(1)})^{-1}R^{(j)}) - F(I)). \end{aligned}$$

with $F(S) = \text{Trace}(S) - \log \det(S)$. Notice that F is convex, and therefore

$$F(I+H) - F(I) \leq \langle I - (I+H)^{-1}, H \rangle,$$

since the gradient of our function F in $I + H$ is $I - (I + H)^{-1}$. Let $\sigma_1 \geq \sigma_2 \geq \dots$ be the singular values of H . Then

$$\langle I - (I + H)^{-1}, H \rangle = \sum_k \frac{\sigma_k^2}{1 + \sigma_k} \leq \sum_k \sigma_k^2 = \|H\|^2.$$

Consequently, (13) holds, and the proof of this lemma is complete. \square

The task therefore is that of constructing M correlation matrices in $\mathcal{R}(\eta)$ and determining η^* for which either (12) or (13) in Lemma 1 is at least $\frac{1}{2e+1}$. We accomplish it via the constructions stated in the three propositions proved below.

PROOF OF PROPOSITION 4. First, notice that the cardinality of the set $\{R^{(a,b)} : a \neq b \in \{1, \dots, p\}\}$ is $M = p(p-1)/2$, and all matrices $R^{(a,b)} \in \mathcal{R}(\eta)$, for any $\eta \leq \beta - \alpha$. We denote by J the matrix with all entries equal to 1, which is positive semi-definite. The matrix $R^{(1,2)} - \alpha J$ has $1 - \alpha$ on the diagonal, 0 off the diagonal, except in $(1, 2)$ and $(2, 1)$ where it takes value $\beta - \alpha$. The lowest eigenvalue of $R^{(1,2)} - \alpha J$ is $1 - \beta$, hence $|(R^{(1,2)})^{-1}|_{op} \leq (1 - \beta)^{-1}$. We also observe that $\|R^{(1,2)} - R^{(a,b)}\|_F^2 = 4(\beta - \alpha)^2$ for any $(a, b) \neq (1, 2)$. Hence

$$\|(R^{(1,2)})^{-1}(R^{(1,2)} - R^{(a,b)})\|_F^2 \leq 4 \left(\frac{\beta - \alpha}{1 - \beta} \right)^2.$$

Then, when (5) holds, inequality (13) of Lemma 1 above gives the desired result:

$$\begin{aligned} \inf_{\widehat{G}} \max_{a \neq b} \mathbf{P}_{R^{(a,b)}}(\widehat{G} \neq G^{block(a,b)}) &\geq \frac{1}{2e+1} \wedge \left(1 - \frac{2n(\beta - \alpha)^2}{(1 - \beta)^2 \log(p(p-1)/2)} \right) \\ &\geq \frac{1}{2e+1}. \end{aligned}$$

\square

PROOF OF PROPOSITION 5. In this case, the cardinality of the set

$$\left\{ R^{(a,b)} : a = 2k, k = 1, \dots, p/2, b > a \right\} \cup \left\{ R^{(1)} \right\}$$

is $M = p(p-2)/4 + 1$, and $R^{(a,b)} \in \mathcal{R}(\eta)$ for any α and β such that $\eta \leq \beta - \alpha$. As in the previous example, since the lowest eigenvalue of A is $1 - \beta$, we have $|(R^{(1)})^{-1}|_{op} \leq (1 - \beta)^{-1}$. We also observe that $\|R^{(1)} - R^{(a,b)}\|_F^2 = 8(\beta - \alpha)^2$.

Therefore, when (6) holds, Lemma 1 gives

$$\begin{aligned} & \inf_{\widehat{G}} \max_{a \in \{2, 4, \dots, p\}, b > a} \left(\mathbf{P}_{R(a,b)}(\widehat{G} \neq G^{block(a,b)}) \vee \mathbf{P}_{R(1)}(\widehat{G} \neq G^{block(1)}) \right) \\ & \geq \frac{1}{2e+1} \wedge \left(1 - \frac{4n(\beta - \alpha)^2}{(1 - \beta)^2 \log(p(p-2)/4)} \right) \geq \frac{1}{2e+1}. \end{aligned}$$

□

PROOF OF PROPOSITION 6. We begin by noting that Σ given above is not a correlation matrix, but since $Diagonal(\Sigma) = (1 + \epsilon, \dots, 1 + \epsilon, 3, \dots, 3)$, its associated correlation matrix R will have the same block structure. Moreover, since $MCORD(\Sigma) = 2\epsilon$, then $MCORD(R) = c\epsilon$, for some $c \in [2/\sqrt{6}, 2/\sqrt{3}]$, and $R \in \mathcal{R}(\eta)$, for any $\eta \leq 0.8\epsilon$. To avoid the notational clutter that would be introduced by normalizing Σ , we will work in what follows with covariance matrices, which does not affect the proof.

We will once again appeal to Lemma 1, and we calculate below the KL-divergence $\mathcal{K}(\Sigma^{(a,b)}, \Sigma)$. By symmetry, we can assume that $a = 1$ and $b = m + 1$. We write henceforth Q for the permutation matrix associated to the transposition of 1 and $m + 1$ and $\Sigma' = Q\Sigma Q^T$. We start by writing out the eigenvalues and the corresponding eigenvectors of $C(\epsilon)$:

- $\lambda_1 = \epsilon(2 - \epsilon)$ with $u_1^T = \frac{1}{\sqrt{2}}[1 \quad 1 \quad 0]$
- $\lambda_2 = 2 + \epsilon^2$ with $u_2^T = \frac{\epsilon}{2\sqrt{1+\epsilon^2/2}}[-1 \quad 1 \quad 2/\epsilon]$
- $\lambda_3 = 0$ with $u_3^T = \frac{1}{\sqrt{2+\epsilon^2}}[1 \quad -1 \quad \epsilon]$

Let $v_k^T = \frac{1}{\sqrt{m}}(Au_k)^T$, for $k = 1, 2$. Then, with I denoting the $p \times p$ identity matrix, we have

$$\begin{aligned} \Sigma &= \sum_{k=1}^2 m\lambda_k v_k v_k^T + I, & \Sigma^{-1} &= -\sum_{k=1}^2 \frac{m\lambda_k}{1 + m\lambda_k} v_k v_k^T + I \\ \Sigma' - \Sigma &= \sum_{k=1}^2 m\lambda_k [Qv_k v_k^T Q^T - v_k v_k^T]. \end{aligned}$$

We have $Qv_k = v_k + \Delta_k$ with $\Delta_k^T = \frac{1}{\sqrt{m}}[(u_k)_2 - (u_k)_1, 0 \dots 0, (u_k)_1 - (u_k)_2, 0 \dots 0]$. Then, $\Delta_1 = 0$, $\Delta_2^T = \frac{\epsilon}{\sqrt{1+\epsilon^2/2}\sqrt{m}}[1, 0 \dots 0, -1, 0 \dots 0]$, and

$$\Sigma' - \Sigma = m\lambda_2 (v_2 \Delta_2^T + \Delta_2 v_2^T + \Delta_2 \Delta_2^T).$$

We notice that $v_1 v_1^T \Delta_2 = 0$ and $v_1 v_1^T v_2 = 0$, so putting pieces together:

$$\Sigma^{-1} \Sigma' = I + \Sigma^{-1} (\Sigma' - \Sigma) = I + m\lambda_2 M,$$

where

$$M := \left(I - \frac{m\lambda_2}{1 + m\lambda_2} v_2 v_2^T \right) (v_2 \Delta_2^T + \Delta_2 v_2^T + \Delta_2 \Delta_2^T).$$

Writing $s := \Delta_2^T v_2$, $\gamma := \Delta_2^T \Delta_2$ and $\rho := m\lambda_2 / (1 + m\lambda_2)$, we have

$$\begin{aligned} M &= [v_2 \Delta_2^T + \Delta_2 v_2^T + \Delta_2 \Delta_2^T - \rho(v_2 \Delta_2^T + s v_2 v_2^T + s v_2 \Delta_2^T)] \\ &= v_2 \Delta_2^T (1 - \rho(1 + s)) + \Delta_2 v_2^T + \Delta_2 \Delta_2^T - \rho s v_2 v_2^T. \end{aligned}$$

Let us compute the eigenvalues of M . We observe that the range of M is spanned by v_2 and Δ_2 , so we seek for eigenvectors $\omega = v_2 + \alpha \Delta_2$. Since

$$(15) \quad s = -\frac{2\epsilon^2}{m(2 + \epsilon^2)} = -\frac{2\epsilon^2}{m\lambda_2}, \quad \text{and} \quad \gamma = \frac{4\epsilon^2}{m\lambda_2} = -2s,$$

computing $M\omega$, we obtain

$$\begin{aligned} M\omega &= [(1 - \rho(1 + s))(s + \alpha\gamma) - \rho s(1 + \alpha s)] v_2 + [1 + \alpha s + s + \alpha\gamma] \Delta_2 \\ &= [(1 - \rho(1 + s))(1 - 2\alpha) - \rho(1 + \alpha s)] s v_2 + [1 + (1 - \alpha)s] \Delta_2, \end{aligned}$$

so

$$\begin{aligned} M\omega = \mu\omega &\iff \begin{cases} 1 + (1 - \alpha)s = \alpha\mu \\ [(1 - \rho(1 + s))(1 - 2\alpha) - \rho(1 + \alpha s)]s = \mu \end{cases} \\ &\iff \begin{cases} \alpha = \frac{1+s}{\mu+s} \\ 0 = \mu^2 + \mu[\rho s(2 + s)] + (1 - \rho)(s + 2)s. \end{cases} \end{aligned}$$

Therefore, the two non-zero eigenvalues μ_1 and μ_2 of M fulfill

$$\begin{cases} \mu_1 + \mu_2 = -\rho s(2 + s) \\ \mu_1 \mu_2 = (1 - \rho)s(2 + s). \end{cases}$$

Since $\Sigma^{-1} \Sigma' = I + m\lambda_2 M$, with M of rank 2, we can now compute $\mathcal{K}(\Sigma', \Sigma)$:

$$\begin{aligned} \frac{2}{n} \mathcal{K}(\Sigma', \Sigma) &= \text{Tr}(m\lambda_2 M) - \log \det(I + m\lambda_2 M) \\ &= m\lambda_2(\mu_1 + \mu_2) - \log(1 + m\lambda_2(\mu_1 + \mu_2) + (m\lambda_2)^2 \mu_1 \mu_2) \\ &= -m\lambda_2 \rho s(2 + s) - \log(1 - m\lambda_2 \rho s(2 + s) + (m\lambda_2)^2 (1 - \rho)s(2 + s)). \end{aligned}$$

We observe that $m\lambda_2(1 - \rho) = \rho$, so the terms in the log cancel and finally, plugging the values in (15) into the above display, we obtain

$$\mathcal{K}(\Sigma', \Sigma) = -\frac{n}{2}m\lambda_2\rho s(2 + s) = 2n\rho\epsilon^2 \left(1 - \frac{\epsilon^2}{m(2 + \epsilon^2)}\right) \leq 2n\epsilon^2.$$

Since we have $M \geq (p/3)^2$ candidate matrices, Lemma 1 ensures that when $\epsilon \leq \sqrt{\frac{2e \log(p/3)}{(2e+1)n}}$ the probability of mis-clustering is larger than $1/(2e + 1)$. \square

Collecting these results concludes the proof of Theorem 1. \square

PROOF OF PROPOSITION 8. First, we notice that, since $|\widehat{R} - R|_\infty = \tau$, we have

$$|R_{ac} - R_{bc}| - 2\tau \leq |\widehat{R}_{ac} - \widehat{R}_{bc}| \leq |R_{ac} - R_{bc}| + 2\tau,$$

for any a, b, c . Hence $\widehat{\text{CORD}}(a, b) - 2\tau \leq \text{CORD}(a, b) \leq \widehat{\text{CORD}}(a, b) + 2\tau$. We then observe that $a \stackrel{G^{block}}{\sim} b \implies \text{CORD}(a, b) = 0 \implies \widehat{\text{CORD}}(a, b) \leq 2\tau$, and when the group separation condition $R \in \mathcal{R}(\eta)$ holds

$$a \stackrel{G^{block}}{\not\sim} b \implies \text{CORD}(a, b) > \eta \implies \widehat{\text{CORD}}(a, b) > \eta - 2\tau.$$

In particular, under the condition (10) and the group separation condition $R \in \mathcal{R}(\eta)$, we have

$$(16) \quad a \stackrel{G^{block}}{\sim} b \iff \widehat{\text{CORD}}(a, b) \leq \alpha.$$

Let us prove the proposition by induction on l . We consider the algorithm at some step l and assume that the algorithm was consistent up to this step, i.e. $\widehat{G}_j = G_{k(a_j)}^{block}$ for $j = 1, \dots, l - 1$.

If $|S| = 1$, then it directly follows that $\widehat{G} = G^{block}$. Assume now that $|S| > 1$.

(i) If $\widehat{\text{CORD}}(a_l, b_l) > \alpha$, then according to (16) no $b \in S$ is in the same group as a_l . Since the algorithm has been consistent up to step l , it means that a_l is a singleton and $\widehat{G}_l := \{a_l\} = G_{k(a_l)}^{block}$.

(ii) If $\widehat{\text{CORD}}(a_l, b_l) \leq \alpha$, then $a_l \stackrel{G^{block}}{\sim} b_l$ according to (16). The equivalence (16) furthermore ensures that $\widehat{G}_l = S \cap G_{k(a_l)}^{block}$. Since the algorithm has been consistent up to this step we have $G_{k(a_l)}^{block} \subset S$ and hence $\widehat{G}_l = G_{k(a_l)}^{block}$. To conclude, the algorithm remains consistent at step l and the proposition follows by induction. \square

PROOF OF PROPOSITION 10. For any $a < b$, we set $\Delta_{ab} = [R_{ac} - R_{bc}]_{c \neq a, b}$. We introduce the notation $\varepsilon_{ab}^{(i)} = \widehat{\Delta}_{ab}^{(i)} - \Delta_{ab}$ for $i = 1, 2$. Let $\widehat{f}_{ab}(G) =: \widehat{\Delta}_{ab}^{(1)} - \widehat{\Delta}_{ab}^{(2)} \mathbf{1}_{a \not\sim b}^G$. To simplify notation, let $G^* = G^{block}$. Let G be any partition not equal to G^* . All we need is to prove that if a and b are wrongly placed in the same group, or wrongly placed in two different groups, then $\mathbf{E}[\|\widehat{f}_{ab}(G^*)\|_\infty^2] < \mathbf{E}[\|\widehat{f}_{ab}(G)\|_\infty^2]$.

1. Let us first consider the case where $a \stackrel{G^*}{\sim} b$ but $a \not\stackrel{G}{\sim} b$. Then $\widehat{f}_{ab}(G^*) = \varepsilon_{ab}^{(1)}$ and $\widehat{f}_{ab}(G) = \varepsilon_{ab}^{(1)} - \varepsilon_{ab}^{(2)}$. Since the conditional variance of $|\varepsilon_{ab}^{(1)} - \varepsilon_{ab}^{(2)}|_\infty$ given $\varepsilon^{(1)}$ is non-zero, Jensen inequality ensures that

$$\mathbf{E}^{(1)} \mathbf{E}^{(2)} \left[\|\varepsilon_{ab}^{(1)} - \varepsilon_{ab}^{(2)}\|_\infty^2 \right] > \mathbf{E}^{(1)} \left[\|\varepsilon_{ab}^{(1)} - \mathbf{E}^{(2)}[\varepsilon_{ab}^{(2)}]\|_\infty^2 \right] = \mathbf{E}^{(1)} \left[\|\varepsilon_{ab}^{(1)}\|_\infty^2 \right],$$

so $\mathbf{E}[\|\widehat{f}_{ab}(G^*)\|_\infty^2] < \mathbf{E}[\|\widehat{f}_{ab}(G)\|_\infty^2]$.

2. Let us now consider the case where $a \stackrel{G^*}{\not\sim} b$ but $a \stackrel{G}{\sim} b$. Then $\widehat{f}_{ab}(G^*) = \varepsilon_{ab}^{(1)} - \varepsilon_{ab}^{(2)}$ and $\widehat{f}_{ab}(G) = \Delta_{ab} + \varepsilon_{ab}^{(1)}$. The inequality

$$\|\Delta_{ab}\|_\infty^2 \leq (\|\Delta_{ab} + \varepsilon_{ab}^{(1)}\|_\infty + \|\varepsilon_{ab}^{(1)}\|_\infty)^2 \leq 2\|\Delta_{ab} + \varepsilon_{ab}^{(1)}\|_\infty^2 + 2\|\varepsilon_{ab}^{(1)}\|_\infty^2,$$

ensures the lower bound

$$\mathbf{E}[\|\widehat{f}_{ab}(G)\|_\infty^2] - \mathbf{E}[\|\widehat{f}_{ab}(G^*)\|_\infty^2] \geq \frac{1}{2} \|\Delta_{ab}\|_\infty^2 - 2\mathbf{E}[\|\varepsilon_{ab}^{(1)}\|_\infty^2] - \mathbf{E}[\|\varepsilon_{ab}^{(2)}\|_\infty^2].$$

We have

$$\mathbf{E}[\|\varepsilon_{ab}^{(1)}\|_\infty^2] = \mathbf{E}[\|\varepsilon_{ab}^{(2)}\|_\infty^2] \leq 4\mathbf{E}[\|\widehat{R}^{(1)} - R\|_\infty].$$

To upper bound the RHS above we show that if there exist some constants $c_1, c_2 > 0$ such that

$$(17) \quad \mathbf{P}\left(|\widehat{R} - R|_\infty \geq t\right) \leq c_1 p^2 e^{-c_2 n t^2} \quad \text{for all } 0 \leq t \leq 2,$$

then

$$(18) \quad \mathbf{E}\left[|\widehat{R} - R|_\infty^2\right] \leq \frac{c_1 + 2 \log(p)}{c_2 n},$$

where we dropped the super-script (1) for simplicity of notation. Let us set $\delta = (2 \log(p))/(c_2 n)$. We have

$$\begin{aligned} \mathbf{E}\left[|\widehat{R} - R|_\infty^2\right] &\leq \delta + \int_\delta^2 \mathbf{P}\left(|\widehat{R} - R|_\infty^2 > t\right) dt \\ &\leq \delta + c_1 p^2 \int_\delta^2 e^{-c_2 n t} dt \\ &\leq \delta + \frac{c_1 p^2}{c_2 n} e^{-c_2 n \delta} = \frac{c_1 + 2 \log(p)}{c_2 n}, \end{aligned}$$

which gives (18). So all we need is to check (17) in both cases. In the Gaussian copula case, the correlation estimator \hat{R} fulfills (17) with $c_1 = 1$ and $c_2 = 1/(2\pi^2)$, see [14]. In the sub-Gaussian case, the property (17) follows from Lemma 2 in [3], combined Lemma 2 of the supplemental material [5]. Therefore, there exists $c > 0$ such that $\mathbf{E}[\|\hat{f}_{ab}(G)\|_\infty^2] - \mathbf{E}[\|\hat{f}_{ab}(G^*)\|_\infty^2] > 0$ when $\|\Delta_{ab}\|_\infty \geq c\sqrt{\log(p)/n}$. The proof of Proposition 10 is complete. \square

DEPARTMENT OF STATISTICAL SCIENCE
 CORNELL UNIVERSITY
 ITHACA, NY 14853-2601, USA
 E-MAIL: fb238@cornell.edu

DÉPARTEMENT DE MATHÉMATIQUES
 UNIVERSITÉ PARIS-SUD
 F-91405 ORSAY CEDEX, FRANCE
 E-MAIL: christophe.giraud@math.u-psud.fr

DEPARTMENT OF BIostatISTICS
 AND CENTER FOR STATISTICAL SCIENCE
 BROWN UNIVERSITY
 PROVIDENCE, RI 02912, USA
 E-MAIL: xi.rossi.luo@gmail.com

**SUPPLEMENT TO: MINIMAX OPTIMAL VARIABLE
CLUSTERING IN G -BLOCK CORRELATION MODELS
VIA CORD**

BY FLORENTINA BUNEA

Cornell University

BY CHRISTOPHE GIRAUD

Université Paris Sud

AND

BY XI LUO

Brown University

Abstract The following document provides proofs of some of the lemmas, propositions and corollaries in [4]. It also contains additional simulation results and an additional data analysis. The numbering of lemmas, propositions and corollaries will be the same as in [4]. Results in [4] will be used without explicit reference.

1. Supplemental proofs and theoretical results.

LEMMA 1. *If \mathbf{Y} , with unit variances, has a zero mean Gaussian distribution and covariance matrix R that is G -block structured, with C semi-positive definite, then \mathbf{Y} admits a G -latent decomposition.*

Proof. Let \mathbf{Z} be a Gaussian $\mathcal{N}(0, C)$ random variable and E_a be independent random variables, independent of \mathbf{Z} and with $\mathcal{N}(0, R_{aa} - C_{k(a)k(a)})$ distribution. Setting $Y'_a = Z_{k(a)} + E_a$ we observe that \mathbf{Y}' follows a $\mathcal{N}(0, \Sigma)$ Gaussian distribution, so $\mathbf{Y} = \mathbf{Y}'$ in distribution. \square

PROPOSITION 3 OF THE MAIN TEXT. *Let \mathbf{Y} be a zero mean Gaussian distribution. Let G^{block} be the unique minimal partition of the correlation matrix R . Let C be the matrix associated with R and G^{block} via Definition 2. We then have the equivalence:*

C is positive semi-definite $\Leftrightarrow \mathbf{Y}$ has a unique minimal latent representation, with respect to G^{block} .

PROOF OF PROPOSITION 3 OF THE MAIN TEXT. Implication \Leftarrow is immediate. For the second part, let G^ℓ be a minimal latent partition. Since \mathbf{Y} that follows a latent model also has a block correlation structure, we have $G^{block} \leq G^\ell$. On the other hand, by the lemma above, \mathbf{Y} is also G^{block} -latent. Since G^ℓ is minimal for the latent property, we have $G^\ell \leq G^{block}$. Thus $G^\ell = G^{block}$, and the proof is complete. \square

EXPANDED STATEMENT OF PROPOSITION 7 OF THE MAIN TEXT.

Let $\mathbf{X}_1, \dots, \mathbf{X}_n$ be a sequence of i.i.d. centered sub-Gaussian random vectors in R^p , with correlation matrix R . Let $X_a^{(i)}$ denote the a -th entry of \mathbf{X}_i . We set

$$\hat{R}_{ab} = \frac{\sum_{i=1}^n X_a^{(i)} X_b^{(i)}}{\sqrt{\sum_{i=1}^n (X_a^{(i)})^2} \sqrt{\sum_{i=1}^n (X_b^{(i)})^2}}.$$

Then, there exist two constants c_1, c_2 such that, when $n \leq c_1 \log(p)$, we have

1. $\max_{a,b \in \{1, \dots, p\}} \left| \frac{\hat{R}_{ab} - R_{ab}}{1 - R_{ab}^2} \right| \leq c_2 \sqrt{\frac{\log(p)}{n}}$
2. $\max_{a,b \in \{1, \dots, p\}} \left| \frac{1}{2} \log \left(\frac{1 + \hat{R}_{ab}}{1 - \hat{R}_{ab}} \right) - \frac{1}{2} \log \left(\frac{1 + R_{ab}}{1 - R_{ab}} \right) \right| \leq 2c_2 \sqrt{\frac{\log(p)}{n}}$

with probability at least $1 - 1/p$.

PROOF OF PROPOSITION 7 OF THE MAIN TEXT.. By scaling invariance, we can assume with no loss of generality that $\text{var}(X_a) = 1$ for all $a \in \{1, \dots, p\}$.

1. We set $\langle x, y \rangle = n^{-1} \sum_{i=1}^n x_i y_i$ and $\|x\|^2 = \langle x, x \rangle$. We also define

$$\epsilon_{ab} := \frac{X_b - R_{ab} X_a}{\sqrt{1 - R_{ab}^2}}.$$

We notice that we have $\text{var}((\epsilon_{ab})_i) = 1$ for all $i \in \{1, \dots, n\}$. We can then write

$$\hat{R}_{ab} = \frac{\langle X_a, R_{ab} X_a + \sqrt{1 - R_{ab}^2} \epsilon_{ab} \rangle}{\|X_a\| \|R_{ab} X_a + \sqrt{1 - R_{ab}^2} \epsilon_{ab}\|}.$$

We now express \hat{R}_{ab} in terms of

$$\beta_{ab} = \sqrt{1 - R_{ab}^2}; \quad \delta_1(a, b) = \frac{\langle X_a, \epsilon_{ab} \rangle}{\|X_a\|^2}; \quad \delta_2(a, b) = \frac{\|\epsilon_{ab}\|^2}{\|X_a\|^2} - 1.$$

By symmetry, we can assume with no loss of generality that $R_{ab} \geq 0$. Below, we drop all the indices in a and b (unless needed). Simple algebra gives

$$\begin{aligned}\hat{R} &= \frac{1 + \beta\delta_1/R}{\sqrt{1 + \beta^2(1 + \delta_2)/R^2 + 2\beta\delta_1/R}} \\ &= R \times \frac{1 + \beta\delta_1/R}{\sqrt{1 + \beta^2\delta_2 + 2\beta R\delta_1}},\end{aligned}$$

where we used $1 + \beta^2/R^2 = 1/R^2$ in the last equality. We observe that for any $|x| \leq 1/2$

$$0 \leq \frac{1}{\sqrt{1+x}} - 1 + x/2 \leq x^2,$$

so for any $|x| \leq 1/2$ and $y \in R$, we have

$$\left| \frac{1+y}{\sqrt{1+x}} - 1 \right| \leq |y - x/2 - xy/2| + (1 + |y|)x^2.$$

As a consequence, if $\beta^2|\delta_2| + 2\beta R|\delta_1| \leq 1/2$ we have

$$\begin{aligned}\left| \frac{\hat{R} - R}{1 - R^2} \right| &\leq \frac{R}{\beta^2} |\beta\delta_1(1 - R^2)/R - \beta^2\delta_2/2 - (\beta^2\delta_2 + 2\beta R\delta_1)\beta\delta_1/(2R)| \\ &\quad + \frac{R}{\beta^2} (1 + |\beta\delta_1/R|)(\beta^2\delta_2 + 2\beta R\delta_1)^2 \\ &\leq \beta|\delta_1| + R|\delta_2|/2 + (\beta|\delta_2|/2 + R|\delta_1|)|\delta_1| + (R + \beta|\delta_1|)(\beta|\delta_2| + 2R|\delta_1|)^2\end{aligned}$$

Since R and β takes value in $[0, 1]$, we get that when $|\delta_1(a, b)| \leq 1/8$ and $|\delta_2(a, b)| \leq 1/4$ then

$$(1) \quad \left| \frac{\hat{R}_{ab} - R_{ab}}{1 - R_{ab}^2} \right| \leq 2|\delta_1(a, b)| + |\delta_2(a, b)|.$$

Hanson-Wright inequality, ensures that there exists c, c' such that when $n \leq c \log(p)$, we have with probability at least $1 - 1/p$

$$(2) \quad \max_{a,b} |\delta_j(a, b)| \leq c' \sqrt{\frac{\log(p)}{n}}, \quad \text{for } j = 1, 2.$$

Combining (1) with (2), we obtain the first part of the proposition.

2. For $a, b \in \{1, \dots, p\}$, let us set $\hat{\gamma}_{ab} = \frac{\hat{R}_{ab} - R_{ab}}{1 - R_{ab}^2}$. Again, we no loss of generality, we can assume that $R_{ab} \geq 0$. We then have

$$\frac{1}{2} \log \left(\frac{1 + \hat{R}_{ab}}{1 - \hat{R}_{ab}} \right) - \frac{1}{2} \log \left(\frac{1 + R_{ab}}{1 - R_{ab}} \right) = \frac{1}{2} \log \left(\frac{1 + (1 - R_{ab})\hat{\gamma}_{ab}}{1 - (1 + R_{ab})\hat{\gamma}_{ab}} \right) =: \phi(R_{ab}, \hat{\gamma}_{ab}).$$

For any $|\gamma| \leq 1/4$, the function $R \rightarrow \phi(R, \gamma)$ is increasing so $\phi(0, \gamma) \leq \phi(R, \gamma) \leq \phi(1, \gamma)$ for all $R \in [0, 1]$ and $\gamma \in [-1/4, 1/4]$. Hence, on this range of values

$$\gamma - 2\gamma^2 \leq \frac{1}{2} \log \left(\frac{1 + \gamma}{1 - \gamma} \right) \leq \frac{1}{2} \log \left(\frac{1 + (1 - R)\gamma}{1 - (1 + R)\gamma} \right) \leq \frac{1}{2} \log \left(\frac{1}{1 - 2\gamma} \right) \leq \gamma + 2\gamma^2.$$

So, when $|\hat{\gamma}_{ab}| \leq 1/4$, we have

$$\left| \frac{1}{2} \log \left(\frac{1 + \hat{R}_{ab}}{1 - \hat{R}_{ab}} \right) - \frac{1}{2} \log \left(\frac{1 + R_{ab}}{1 - R_{ab}} \right) \right| \leq |\hat{\gamma}_{ab}| + 2\hat{\gamma}_{ab}^2 \leq 2|\hat{\gamma}_{ab}|.$$

The second part of the proposition is obtained by combining this bound with (1) and (2). □

PROPOSITION 9 OF THE MAIN TEXT. *Let us consider (α, η) fulfilling*

$$\alpha \geq 4\pi \sqrt{\frac{(1 + A) \log(p)}{n}} \quad \text{and} \quad \eta \geq 4\pi \sqrt{\frac{(1 + A) \log(p)}{n}} + \alpha,$$

for some $A > 0$. If \mathbf{X} has a zero mean Gaussian copula distribution and $R \in \mathcal{R}(\eta)$, then the output of our algorithm applied to the estimator \hat{R} is consistent: $\hat{G} = G^{\text{block}}$, with probability higher than $1 - p^{-2A}$.

PROOF OF PROPOSITION 9 OF THE MAIN TEXT. . Hoeffding concentration inequality for U-statistics [13] gives

$$\mathbf{P}(|\hat{\tau}_{ab} - \tau_{ab}| \geq t) \leq e^{-nt^2/8}, \quad \text{for all } a < b \text{ and } t \geq 0.$$

If \hat{R} is given by display (8) of the main text, and since $x \rightarrow \sin(\pi x/2)$ is $(\pi/2)$ -Lipschitz, we obtain for all $t \geq 0$

$$\mathbf{P}(|\hat{R} - R|_\infty \geq t) \leq p^2 e^{-nt^2/(2\pi^2)}.$$

Taking $t = 2\pi \sqrt{(1 + A) \log(p)/n}$, the result then follows from Proposition 8, since $\tau \leq 2\pi \sqrt{(1 + A) \frac{\log(p)}{n}}$ with probability higher than $1 - p^{-2A}$. □

COROLLARY 1. *Let us consider $A > 0$ and (α, η) such that*

$$\alpha \geq 16 \sqrt{\frac{(1 + A) \log(p + 1)}{n}} \quad \text{and} \quad \eta \geq \alpha + 16 \sqrt{\frac{(1 + A) \log(p + 1)}{n}}.$$

If \mathbf{X} has a zero mean sub-Gaussian distribution with correlation matrix $R \in \mathcal{R}(\eta)$, then the output of our algorithm applied to the sample correlation matrix \widehat{R} is consistent: $\widehat{G} = G^{\text{block}}$, with probability higher than $1 - p^{-2A}$. Moreover, the same result hold when R and \widehat{R} are replaced by F and \widehat{F} , respectively, although the constants involved in the bounds may be different.

PROOF OF COROLLARY 1. We remind the reader that the scaled variable $\mathbf{Y} = \text{scale}(\mathbf{X})$ is defined by $Y_a = X_a / (\Sigma_{aa})^{1/2}$, for $a = 1, \dots, p$. We write S for the covariance matrix of \mathbf{Y} , which coincides with the correlation matrix of \mathbf{X} , i.e. $S = R$. We also write \widehat{S} for the (unobserved) empirical covariance matrix of \mathbf{Y} . When $16(1 + A) \log(p + 1) \leq n$, standard bounds on sub-Gaussian covariance matrices (see e.g. [3]) give

$$\mathbf{P}(|\widehat{S} - S|_\infty > t) \leq p(p + 1)e^{-nt^2/8}, \text{ for any } 0 < t \leq 1,$$

ensures that $|\widehat{S} - S|_\infty \leq 4\sqrt{(1 + A) \log(p + 1)/n}$ with probability at least $1 - p^{-2A}$. Hence, according to Lemma 2 below, we have

$$(3) \quad |\widehat{R} - R|_\infty \leq 8\sqrt{(1 + A) \log(p + 1)/n}$$

with probability at least $1 - p^{-2A}$. Since $|\widehat{R} - R| \leq 2$, the bound (3) remains valid when $16(1 + A) \log(p + 1) > n$. For the "moreover part" we invoke Proposition 7 of the main text. In both cases, the conclusion follows from Proposition 8 in the main text. \square

The following lemma connects the sup-norm of $\widehat{R} - R$ to the sup-norm of $\widehat{S} - S$.

LEMMA 2. We have $|\widehat{R} - R|_\infty \leq 2|\widehat{S} - S|_\infty$.


PROOF OF LEMMA 2. Since the empirical correlation matrices of \mathbf{X} and \mathbf{Y} are equal, we have $\widehat{R}_{ab} = \widehat{S}_{ab} / (\widehat{S}_{aa}\widehat{S}_{bb})^{1/2}$. Since $R = S$, the triangle inequality gives

$$\begin{aligned} |\widehat{R}_{ab} - R_{ab}| &= |\widehat{R}_{ab}(1 - (\widehat{S}_{aa}\widehat{S}_{bb})^{1/2}) + \widehat{S}_{ab} - S_{ab}| \\ &\leq |\widehat{R}_{ab}| |1 - (\widehat{S}_{aa}\widehat{S}_{bb})^{1/2}| + |\widehat{S}_{ab} - S_{ab}|. \end{aligned}$$

We notice that

$$|1 - (\widehat{S}_{aa}\widehat{S}_{bb})^{1/2}| \leq |1 - \widehat{S}_{aa}| \vee |1 - \widehat{S}_{bb}| = |S_{aa} - \widehat{S}_{aa}| \vee |S_{bb} - \widehat{S}_{bb}|.$$

Figure 1: Comparison of correlation matrices (black=1) when the variables are ordered by the groups recovered by (a) CORD, (b) Kmeans, and (c) HC. The variable groups are denoted by color sidebars.



Since $|\widehat{R}_{ab}| \leq 1$, we conclude that for any $a, b \in \{1, \dots, p\}$

$$\begin{aligned} |\widehat{R}_{ab} - R_{ab}| &\leq |\widehat{R}_{ab}| \left(|S_{aa} - \widehat{S}_{aa}| \vee |S_{bb} - \widehat{S}_{bb}| \right) + |\widehat{S}_{ab} - S_{ab}| \\ &\leq 2|\widehat{S} - S|_{\infty}. \end{aligned}$$

The proof of Lemma 2 is complete. \square

2. Supplemental results for the Standard & Poor 100 Stocks example. To illustrate the intuition behind the CORD metric, we compare the estimated correlation matrices corresponding to stocks, after reordering the variables representing the stocks by the group labels recovered by the three methods under evaluation. Because the group labels are arbitrary, to make the comparison as fair as possible, we use an approximate matching method [16] to match the labels of the other methods to each one of CORD. Figure 1 plots the estimated Kendall's tau correlation matrices after variance stabilization and re-ordering by the matched labels. Visually, it is clear to see that the CORD partition shows mosaic block patterns for both the diagonal and off-diagonal parts of the correlation matrix. The other methods with criteria based on intra-class distances mainly show diagonal blocks, and there could be multiple bands within each group because the variables in groups obtained by either K-means or HC can have different correlations with all other variables, whereas for CORD, variables in a group have the same, high or low, correlation with all other variables.

REFERENCES

- [1] Arias-Castro, E. and Verzelen, N. (2013) Community detection in random networks. Preprint.
- [2] Amini, A.A., Chen, A., Bickel, P.J., and Levina, E. (2013) Pseudo likelihood methods for community detection in large sparse networks. *Annals of Statistics* 41 (4), 2097 - 2122.
- [3] Bien, J., Bunea, F. and Xiao, L. (2015) Convex banding of the covariance matrix. *JASA*.
- [4] Bunea, F., Giraud, C., and Luo, X., 2015. Minimax optimal variable clustering in G -models via CORD. Preprint.
- [5] Bunea, F. and Xiao, L. (2015). On the sample covariance matrix estimator of reduced effective rank population matrices, with applications to fPCA. *Bernoulli* 21(2), 1200-1230.
- [6] Chen, Y. and Xu, J. (2015) Statistical-Computational Tradeoffs in Planted Problems and Submatrix Localization with a Growing Number of Clusters and Submatrices, *JMLR*, to appear.
- [7] Christensen, D. (2005). Fast algorithms for the calculation of Kendall's τ . *Computational Statistics* 20 (1): 51-62.
- [8] Craddock, R. C., James, G. A., Holtzheimer, P. E., Hu, X. P., and Mayberg, H. S. (2012). A whole brain fMRI atlas generated via spatially constrained spectral clustering. *Human brain mapping*, 33(8), 1914-1928.
- [9] Craddock, R. C., Jbabdi, S., Yan, C. G., Vogelstein, J. T., Castellanos, F. X., Di Martino, A., ... and Milham, M. P. (2013). Imaging human connectomes at the macroscale. *Nature methods*, 10(6), 524-539.
- [10] Friston, K. J., Holmes, A. P., Worsley, K. J., Poline, J. P., Frith, C. D., and Frackowiak, R. S. (1994). Statistical parametric maps in functional imaging: a general linear approach. *Human brain mapping*, 2(4), 189-210.
- [11] Gao, C., Ma, Z., Zhang, A. y. and Zhou, H. (2015) Achieving optimal misclassification proportion in stochastic block model, Preprint.
- [12] Giraud, C. (2014) *Introduction to High-Dimensional Statistics*. Chapman and Hall.
- [13] Hoeffding, W. (1963). Probability Inequalities for Sums of Bounded Random Variables. *JASA* 58: 13-30.
- [14] Hartigan, J.A. (1975) *Clustering algorithms*. John Wiley & Sons.
- [15] Holland, P. W., Laskey, K. B. and Leinhardt, S. (1983) Stochastic blockmodels: First steps. *Social Networks* 5, 109- 137.
- [16] Hornik, K. (2005). A clue for cluster ensembles. *Journal of Statistical Software*, 14(12).
- [17] Hubert, L., and Arabie, P. (1985). Comparing partitions. *Journal of classification*, 2(1), 193-218.
- [18] Izenman, A. (2008) *Modern Multivariate Statistical Techniques*. Springer Text in Statistics.
- [19] Jain, A. K. (2010). Data clustering: 50 years beyond K-means. *Pattern recognition letters*, 31(8), 651-666.
- [20] Klopp, O., Tsybakov, A. B. and Verzelen, N. (2015) Oracle inequalities for network models and sparse graphon estimation.

- [21] Lei, J. and Rinaldo, A. (2015) Consistency of spectral clustering in stochastic block models. *Annals of Statistics* 43(1), 215-237.
- [22] Massart, P. (2007) Concentration Inequalities and Model Selection. Ecole d'été de Probabilités de Saint-Flour 2003. Lecture Notes in Mathematics 1896, Springer.
- [23] Murtagh, F., and Contreras, P. (2012). Algorithms for hierarchical clustering: an overview. *Wiley Interdisciplinary Reviews: Data Mining and Knowledge Discovery*, 2(1), 86-97.
- [24] Power, J. D., Cohen, A. L., Nelson, S. M., Wig, G. S., Barnes, K. A., Church, J. A., ... and Petersen, S. E. (2011). Functional network organization of the human brain. *Neuron*, 72(4), 665-678.
- [25] Silva, R., Scheines, R., Glymour, C., and Spirtes, P. (2006). Learning the structure of linear latent variable models. *The Journal of Machine Learning Research*, 7, 191-246.
- [26] Simmonds, D. J., Pekar, J. J., and Mostofsky, S. H. (2008). Meta-analysis of Go/No-go tasks demonstrating that fMRI activation associated with response inhibition is task-dependent. *Neuropsychologia*, 46(1), 224-232.
- [27] Xue, G.; Aron, A. R. and Poldrack, R. A.(2008). Common neural substrates for inhibition of spoken and manual responses *Cerebral Cortex*, Oxford Univ Press,, 18, 1923-1932.

DEPARTMENT OF STATISTICAL SCIENCE
 CORNELL UNIVERSITY
 ITHACA, NY 14853-2601, USA
 E-MAIL: fb238@cornell.edu

DÉPARTEMENT DE MATHÉMATIQUES
 UNIVERSITÉ PARIS-SUD
 F-91405 ORSAY CEDEX, FRANCE
 E-MAIL: christophe.giraud@math.u-psud.fr

DEPARTMENT OF BIostatISTICS
 AND CENTER FOR STATISTICAL SCIENCE
 BROWN UNIVERSITY
 PROVIDENCE, RI 02912, USA
 E-MAIL: xi.rossi.luo@gmail.com