

Colorful plane vortices and Chiral Symmetry Breaking in $SU(2)$ Lattice Gauge Theory

Seyed Mohsen Hosseini Nejad,^a Manfred Faber^b and Roman Höllwieser^{b,c}

^a*Department of Physics, University of Tehran, P.O. Box 14395-547, Tehran 1439955961, Iran*

^b*Institute of Atomic and Subatomic Physics, Vienna University of Technology, Wiedner Hauptstr. 8-10, 1040 Vienna, Austria*

^c*Department of Physics, New Mexico State University, P.O. Box 30001, Las Cruces, NM 88003-8001, USA*

E-mail: smhosseininejad@ut.ac.ir, faber@kph.tuwien.ac.at,
hroman@kph.tuwien.ac.at

ABSTRACT: We investigate plane vortices with color structure. The topological charge and gauge action of such colorful plane vortices are studied in the continuum and on the lattice. These configurations are vacuum to vacuum transitions changing the winding number between the two vacua, leading to a topological charge $Q = -1$ in the continuum. After growing temporal extent of these vortices, the lattice topological charge approaches -1 and the index theorem is fulfilled. We analyze the low lying modes of the overlap Dirac operator in the background of these colorful plane vortices and compare them with those of spherical vortices. They show characteristic properties for spontaneous chiral symmetry breaking.

KEYWORDS: Chiral Symmetry Breaking, Lattice Gauge Field Theory, Center Vortices, Topological Charge

Contents

1	Introduction	1
2	Plane vortex pairs with one colorful vortex	2
3	Action of the plane vortices in the continuum	4
4	Topological charge of plane vortices in the continuum	6
5	The generalized plane vortices on the lattice	7
6	Dirac eigenmodes for plane vortices	8
7	Conclusion	11

1 Introduction

The dynamical mechanisms of quark confinement and spontaneous chiral symmetry breaking which are non-perturbative phenomena are a big challenge in QCD. The non-perturbative vacuum can be characterized by various kinds of topological objects such as instantons, merons, Abelian monopoles and center vortices. Center vortices [1–6] which are quantized magnetic flux tubes are very successful in explaining confinement, as indicated by numerical simulations [7–13]. Recent results [14] have also suggested that the center vortex model of confinement is more consistent with lattice results than other currently available models. In addition, numerical simulations have shown that center vortices could also account for phenomena related to chiral symmetry, such as topological charge [15–23] and spontaneous chiral symmetry breaking [24–37]. Center vortices can contribute to the topological charge density through intersections, writhing points and their color structure.

In this article plane center vortices with color structure are investigated in the continuum and on the lattice. In the background of the colorful plane vortices we compute the eigenmodes of the overlap Dirac operator and compare them with those for spherical vortices and trivial gauge fields. The results clearly show that colorful plane vortices produce the characteristic properties for chiral symmetry breaking.

In section 2 pairs of plane vortices, where one of the vortices is colorful, are constructed on the lattice. Then smoothed continuum field configuration of plane vortices are considered. Their action and topological charge are studied in sections 3 and 4. In section 5, smoothed plane vortices on the lattice are derived from the continuum form. In section 6, we discuss the eigenmodes of the overlap Dirac operator for colorful plane vortices and compare them with those for spherical vortices with the same topological charge and trivial gauge fields. In the last step in section 7 we summarize the main points of our study.

2 Plane vortex pairs with one colorful vortex

In this section plane vortices with color structure are introduced. The construction of unicolor plane vortices was introduced in [38] and explained in detail in [19]. Their links vary in a $U(1)$ subgroup of $SU(2)$, characterized by one of the Pauli matrices σ_i , *i.e.*, $U_\mu = \exp(i\alpha\sigma_i)$. E.g. for xy -vortices $\mu = t$ links are nontrivial in one t -slice only, where they vary with z . Since we use periodic boundary conditions for gauge fields, vortices come in pairs of parallel sheets. The vortex sheets have thickness $2d$ around z_1 and z_2 , in these regions the links differ from center elements. The orientation of the vortex flux is determined by the gradient of the angle α , which we choose as a linear function of z , a coordinate perpendicular to the vortex

$$\alpha_1(z) = \begin{cases} 2\pi & 0 < z \leq z_1 - d, \\ \pi \left[2 - \frac{z - (z_1 - d)}{2d} \right] & z_1 - d < z \leq z_1 + d, \\ \pi & z_1 + d < z \leq z_2 - d, \\ \pi \left[1 - \frac{z - (z_2 - d)}{2d} \right] & z_2 - d < z \leq z_2 + d, \\ 0 & z_2 + d < z \leq N_z. \end{cases} \quad \dots, \quad \alpha_2(z) = \begin{cases} 0 & 0 < z \leq z_1 - d, \\ \frac{\pi}{2d} [z - (z_1 - d)] & z_1 - d < z \leq z_1 + d, \\ \pi & z_1 + d < z \leq z_2 - d, \\ \pi \left[1 - \frac{z - (z_2 - d)}{2d} \right] & z_2 - d < z \leq z_2 + d, \\ 0 & z_2 + d < z \leq N_z. \end{cases} \quad (2.1)$$

These profile functions are plotted in Fig. 1. As shown, upon traversing a vortex sheet, the

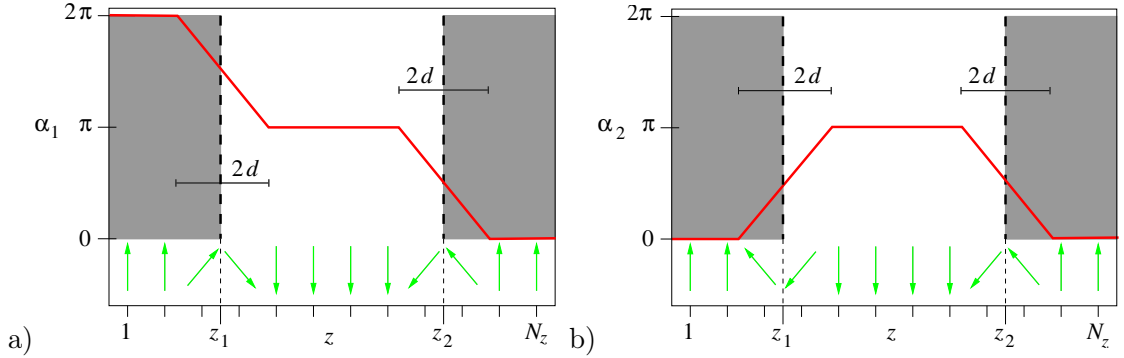


Figure 1. The link angle a) α_1 of a parallel and b) α_2 of an anti-parallel xy vortex pair. The arrows (t -links) rotate counterclockwise with increasing α_i in z direction. The vertical dashed lines indicate the positions of vortices after center projection. In the shaded areas the links have positive, otherwise negative trace.

angle α increases or decreases by π within a finite thickness $2d$ of the vortex. The vortex pairs with the same (opposite) vortex orientation are called parallel (anti-parallel) vortices.

Unicolor plane vortices can contribute to the topological charge density through intersections. As shown in [26], each intersection between two unicolor vortex sheets carries a topological charge with modulus $|Q| = 1/2$, whose sign depends on the relative orientation of the vortex fluxes.

Now, we introduce a color structure for one of the plane vortices by the links

$$U_i(x) = \mathbf{1}, \quad U_4(x) = \begin{cases} U'_4(\vec{x}) & \text{for } t = 1, \\ \mathbf{1} & \text{else,} \end{cases} \quad (2.2)$$

where

$$U_4'(\vec{x}) = \begin{cases} e^{i\alpha(z)\vec{n}\cdot\vec{\sigma}} & \text{for } z_1 - d \leq z \leq z_1 + d \text{ and } 0 \leq \rho \leq R, \\ e^{i\alpha(z)\sigma_3} & \text{else.} \end{cases} \quad (2.3)$$

The color direction \vec{n} in $U_4'(\vec{x})$ is defined by

$$\vec{n} = \hat{i} \sin \theta(\rho) \cos \phi + \hat{j} \sin \theta(\rho) \sin \phi + \hat{k} \cos \theta(\rho), \quad (2.4)$$

where

$$\rho = \sqrt{(x - x_0)^2 + (y - y_0)^2}, \quad \theta(\rho) = \pi(1 - \frac{\rho}{R}), \quad (2.5)$$

and

$$\phi = \arctan_2 \frac{y - y_0}{x - x_0} \in [0, 2\pi). \quad (2.6)$$

In Fig. 2 the color direction \vec{n} is displayed in the xy-plane for $R = 1$ and $x_0 = y_0 = 0$ by maps to RGB-colors, $\pm \hat{i} \mapsto \text{red}$, $\pm \hat{j} \mapsto \text{green}$ and $\pm \hat{k} \mapsto \text{blue}$.

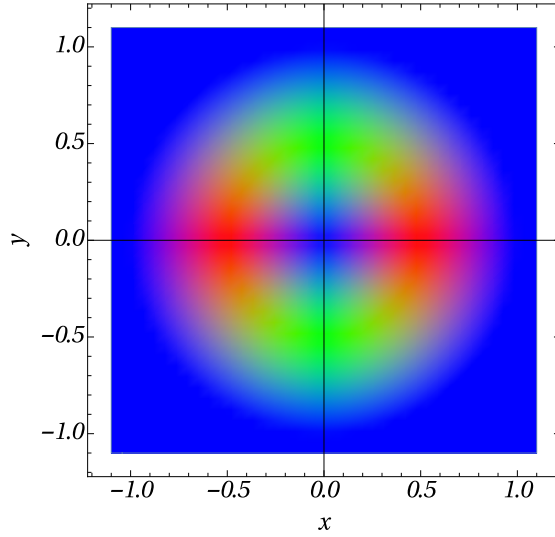


Figure 2. The color direction \vec{n} of Eq. (2.4) in the xy-plane for $R = 1$ and $x_0 = y_0 = 0$ by maps to RGB-colors, $\pm \hat{i} \mapsto \text{red}$, $\pm \hat{j} \mapsto \text{green}$ and $\pm \hat{k} \mapsto \text{blue}$.

The colorful region is located in the range

$$0 \leq \rho \leq R \quad \text{and} \quad z_1 - d \leq z \leq z_1 + d, \quad \text{the “colorful cylindrical region”}. \quad (2.7)$$

In this cylindrical region with the center at (x_0, y_0) only the temporal links U_4 are nontrivial and all spatial links U_i are trivial. Therefore, for this configuration the gluonic lattice topological charge Q is zero. In order to show that these vortices define a vacuum to vacuum transition we apply a gauge transformation to the lattice links given in Eq. (2.2). The lattice gauge transformation is considered [20]

$$\Omega(x) = \begin{cases} g(\vec{x}) & \text{for } 1 < t \leq t_g, \\ \mathbf{1} & \text{else,} \end{cases} \quad (2.8)$$

where

$$g(\vec{x}) = [U'_4(\vec{x})]^\dagger, \quad (2.9)$$

Therefore, the links of the plane vortices become [20]

$$\begin{aligned} U_i(x) &= \begin{cases} g(\vec{x} + \hat{i}) g(\vec{x})^\dagger & \text{for } 1 < t \leq t_g, \\ \mathbf{1} & \text{else,} \end{cases} \\ U_4(x) &= \begin{cases} g(\vec{x})^\dagger & \text{for } t = t_g, \\ \mathbf{1} & \text{else.} \end{cases} \end{aligned} \quad (2.10)$$

From this it becomes clear that plane vortices represent a transition in the temporal direction between two pure gauge fields. The transition occurs between $t = 1$ and $t = 2$. The winding number is defined by

$$N_w = -\frac{1}{24\pi^2} \int d^3x \epsilon_{ijk} \text{Tr}[g^\dagger \partial_i g g^\dagger \partial_j g g^\dagger \partial_k g]. \quad (2.11)$$

For $t \leq 1$, where we have the trivial gauge field we get $N_{w1} = 0$. For $t > 1$ the pure gauge field is generated by the gauge transformation in Eq. (2.9) with winding number $N_{w2} = -1$. Therefore in the continuum limit, colorful plane vortices have topological charge $Q = N_{w2} - N_{w1} = -1$.

Assuming an infinitely big temporal extent of the lattice and taking $t_g \rightarrow \infty$, the continuum field corresponding to Eq. (2.10) can be written as

$$\mathcal{A}_\mu = i f(t) \partial_\mu g g^\dagger, \quad (2.12)$$

where g is the gauge transformation given in Eq. (2.9) and $f(t)$ determining the transition in temporal direction t , is a step function. Clearly, one could use a smoother function $f(t)$ that changes more slowly than a sudden jump between 0 and 1. We refer to plane vortices with a smoother function $f(t)$ as generalized plane vortices. Their lattice version will be derived from the continuum form in section 5. Before doing that, the action and topological charge density of the continuum gauge field are investigated in the next two sections.

3 Action of the plane vortices in the continuum

Now, we calculate the continuum action S for the generalized plane vortices in Euclidean space with \mathcal{A}_μ of Eq. (2.12). We insert g of Eq. (2.9) and write

$$g = \begin{cases} q_0 \sigma_0 + i \vec{q} \cdot \vec{\sigma} & \text{for colorful, cylindrical region,} \\ k_0 \sigma_0 + i \vec{k} \cdot \vec{\sigma} & \text{else,} \end{cases} \quad (3.1)$$

with $q_0 = k_0 = \cos \alpha(z)$, $\vec{q} = -\vec{n} \sin \alpha(z)$, and $\vec{k} = -\hat{k} \sin \alpha(z)$. We get

$$i \partial_\mu g g^\dagger = \begin{cases} \vec{\sigma} \cdot [\partial_\mu q_0 \vec{q} - q_0 \partial_\mu \vec{q} + \vec{q} \times \partial_\mu \vec{q}] & \text{for colorful cylindrical region,} \\ \vec{\sigma} \cdot [\partial_\mu k_0 \vec{k} - k_0 \partial_\mu \vec{k} + \vec{k} \times \partial_\mu \vec{k}] & \text{else.} \end{cases} \quad (3.2)$$

Inserting this into

$$\mathcal{A}_\mu = \begin{cases} \frac{\sigma^a}{2} A_\mu^{1a} & \text{for colorful, cylindrical region,} \\ \frac{\sigma^a}{2} A_\mu^{2a} & \text{else,} \end{cases} \quad (3.3)$$

gives after a few lines of calculations

$$\begin{aligned} A_i^{1a} &= 2f(t) \left[\alpha'(z) n_a \delta_{i3} + \cos \alpha(z) \sin \alpha(z) \partial_i n_a + \sin^2 \alpha(z) (n_l \partial_i n_m \epsilon_{lma}) \right], \\ A_4^{1a} &= 0, \end{aligned} \quad (3.4)$$

and outside the colorful, cylindrical region, including the unicolor sheet

$$\begin{aligned} A_i^{2a} &= 2f(t) \alpha'(z) \delta_{a3} \delta_{i3}, \\ A_4^{2a} &= 0. \end{aligned} \quad (3.5)$$

In the following, we use the notation

$$A_\mu^a = f(t) A_{\mu+}^a \quad \text{with} \quad A_{\mu+}^a = i \partial_\mu g g^\dagger, \quad (3.6)$$

Using the antisymmetry property of $\mathcal{F}_{\mu\nu}$ we obtain

$$\text{tr}_C [\mathcal{F}_{\mu\nu} \mathcal{F}_{\mu\nu}] = \text{tr}_C [\mathcal{F}_{ij} \mathcal{F}_{ij}] + 2 \text{tr}_C [\mathcal{F}_{4i} \mathcal{F}_{4i}], \quad (3.7)$$

where the field strength tensor is given by $\mathcal{F}_{\mu\nu} = \frac{\sigma^j}{2} F_{\mu\nu}^j$ with $F_{\mu\nu}^j = \partial_\mu A_\nu^j - \partial_\nu A_\mu^j - \epsilon_{jkl} A_\mu^k A_\nu^l$. Since the gauge field has no temporal components, *i.e.* $A_4^a = 0$, we can simplify F_{4i}^a to

$$F_{4i}^a = \partial_4 A_i^a. \quad (3.8)$$

With Eq. (3.8) we get [20]

$$\text{tr}_C [\mathcal{F}_{4i} \mathcal{F}_{4i}] = \frac{1}{2} \left(\frac{d}{dt} f(t) \right)^2 A_{i+}^a A_{i+}^a. \quad (3.9)$$

The F_{ij}^a can be simplified to [20]

$$F_{ij}^a = f(t) [1 - f(t)] \epsilon^{abc} A_{i+}^b A_{j+}^c. \quad (3.10)$$

Inserting the explicit form of A_{i+}^a we obtain

$$A_{i+}^a A_{i+}^a = \begin{cases} 4 \left\{ \alpha'(z)^2 + \frac{1}{\rho^2} \sin^2 \alpha(z) [\sin^2 \theta(\rho) + \rho^2 \theta'(\rho)^2] \right\} & \text{for colorful cylindrical region,} \\ 4 \alpha'(z)^2 & \text{else,} \end{cases} \quad (3.11)$$

and with Eq. (3.10) [20]

$$\text{tr}_C [\mathcal{F}_{ij} \mathcal{F}_{ij}] = \frac{1}{2} f(t)^2 [1 - f(t)]^2 \epsilon^{abc} A_{i+}^b A_{j+}^c \epsilon^{ade} A_{i+}^d A_{j+}^e. \quad (3.12)$$

Using a computer algebra program we get for the colorful cylindrical region

$$\begin{aligned} \epsilon^{abc} A_{i+}^b A_{j+}^c \epsilon^{ade} A_{i+}^d A_{j+}^e &= \\ &= \frac{32}{\rho^2} \sin^2 \alpha(z) \left[\sin^2 \alpha(z) \sin^2 \theta(\rho) \theta'(\rho)^2 + \alpha'(z)^2 (\sin^2 \theta(\rho) + \rho^2 \theta'(\rho)^2) \right], \end{aligned} \quad (3.13)$$

and 0 outside of this region. We will choose $f(t)$ as the piecewise linear function

$$f_{\Delta t}(t) = \begin{cases} 0 & \text{for } t < 1, \\ \frac{t-1}{\Delta t} & \text{for } 1 \leq t \leq 1 + \Delta t, \\ 1 & \text{for } t > 1 + \Delta t, \end{cases} \quad (3.14)$$

where Δt stands for the duration of the transition.

Switching to cylindrical coordinates, we get the action

$$S^1 = \frac{1}{2g^2} \left\{ \Delta t \int d\rho \int dz \frac{16\pi}{15\rho} \sin^2 \alpha(z) \times \right. \\ \times \left[\sin^2 \alpha(z) \sin^2 \theta(\rho) \theta'(\rho)^2 + \alpha'(z)^2 \left(\sin^2 \theta(\rho) + \rho^2 \theta'(\rho)^2 \right) \right] + \\ \left. + \frac{1}{\Delta t} \int d\rho \int dz 8\pi \left[\rho \alpha'(z)^2 + \frac{1}{\rho} \sin^2 \alpha(z) \left(\sin^2 \theta(\rho) + \rho^2 \theta'(\rho)^2 \right) \right] \right\}, \quad (3.15)$$

for the colorful cylindrical region (2.7) and the action

$$S^2 = \frac{1}{2g^2} \frac{1}{\Delta t} \int d\rho \int dz 8\pi \rho \alpha'(z)^2 \quad (3.16)$$

for the “unicolor cylindrical region”

$$0 \leq \rho \leq R \quad \text{and} \quad z_2 - d \leq z \leq z_2 + d. \quad (3.17)$$

As long as none of the spatial integrations gives zero, the action S^1 diverges for both $\Delta t \rightarrow \infty$ and $\Delta t \rightarrow 0$ and the action S^2 diverges for $\Delta t \rightarrow 0$ and converges to zero for $\Delta t \rightarrow \infty$. The action has electric and magnetic contributions in the colorful region but in the unicolor region the magnetic term vanishes. Therefore, only the colorful region of plane vortices contributes to the topological charge.

Performing the spatial integration in Eqs. (3.15) and (3.16) and using $\alpha_2(z)$ defined in Eq. (2.1) we get at $d/R = 1$ with a computer algebra program

$$S = \begin{cases} \frac{S^1(\Delta t)}{S_{\text{Inst}}} = \frac{0.51 \Delta t}{R} + \frac{1.37 R}{\Delta t} & \text{for colorful cylindrical region,} \\ \frac{S^2(\Delta t)}{S_{\text{Inst}}} = \frac{0.39 R}{\Delta t} & \text{for unicolor cylindrical region.} \end{cases} \quad (3.18)$$

The gauge actions for the colorful and unicolor regions as functions of the temporal extent Δt for $R = d = 7$ on a $28^3 \times 40$ lattice are plotted in Fig. 3 a) and b) respectively. The gauge actions are in units of the instanton action $S_{\text{Inst}} = 8\pi^2/g^2$. This action serves as a lower bound for objects with topological charge $|Q| = 1$. For slow transitions, the action of the unicolor region approaches zero and in the colorful region the action is finite due to both electric and magnetic terms.

4 Topological charge of plane vortices in the continuum

In this section, we calculate the topological charge in the continuous Euclidean space for the generalized plane vortices. The topological charge density $q(x)$ can be written as a total

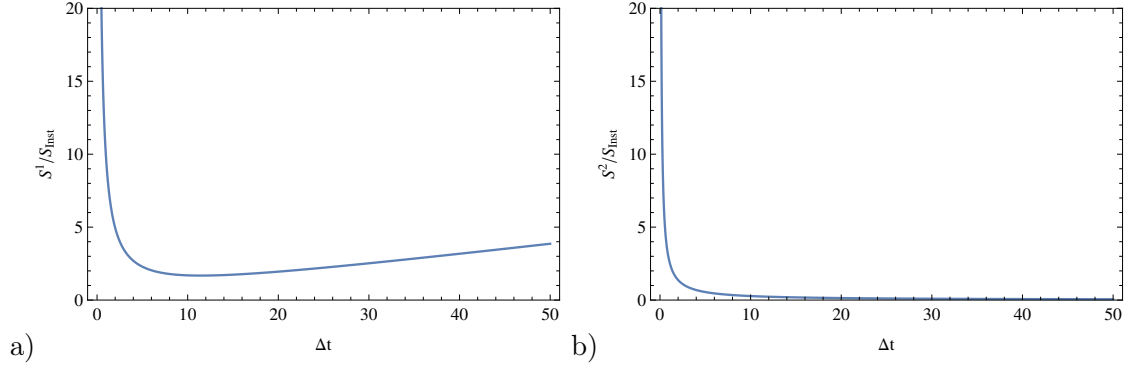


Figure 3. The gauge action in units of the instanton action S_{Inst} a) for the colorful region $0 \leq \rho \leq R$ and $z_1 - d \leq z \leq z_1 + d$ where both electric and magnetic terms contribute. The minimum of the action is $S_{\text{min}}^1 = 1.68 S_{\text{Inst}}$. b) Action for the unicolor region $0 \leq \rho \leq R$ and $z_2 - d \leq z \leq z_2 + d$, with an electric term only.

derivative [39]

$$q(x) = \partial_\mu K_\mu(x) \quad \text{with} \quad K_\mu = -\frac{1}{16\pi^2} \epsilon_{\mu\alpha\beta\gamma} \left(A_\alpha^a \partial_\beta A_\gamma^a - \frac{1}{3} \epsilon^{abc} A_\alpha^a A_\beta^b A_\gamma^c \right). \quad (4.1)$$

We again use the shorthand notation $\mathcal{A}_{i+} = i \partial_i g g^\dagger$. The gauge field in Eq. (2.12) has no temporal component, *i.e.* $\mathcal{A}_4 = 0$. Therefore, the spatial component K_i is zero. Using Eq. (4.1) the temporal component K_4 reads [20]

$$K_4 = \frac{1}{16\pi^2} \left[\left(\frac{1}{2} f(t)^2 - \frac{1}{3} f(t)^3 \right) \epsilon_{ijk} \epsilon^{abc} A_{i+}^a A_{j+}^b A_{k+}^c \right]. \quad (4.2)$$

As a result, the topological charge density $q(x)$ is the temporal derivative of the temporal component K_4 . Using g defined in Eq. (2.9), $\alpha_2(z)$ from Eq. (2.1) and $f(t)$ in Eq. (3.14) the topological charge density is

$$q(\rho, z, t) = \begin{cases} q'(\rho, z, t) & \text{for } 0 \leq \rho \leq R, \quad z_1 - d \leq z \leq z_1 + d \quad \text{and} \quad 1 \leq t \leq 1 + \Delta t, \\ 0 & \text{else,} \end{cases} \quad (4.3)$$

where

$$q'(\rho, z, t) = -\frac{3\pi}{\rho R d} \sin\left(\pi\left(1 - \frac{\rho}{R}\right)\right) \sin^2\left(\frac{\pi}{2d}(d + z - z_1)\right) \left(\frac{1}{4\Delta t} - \frac{(t - 1 - \frac{\Delta t}{2})^2}{\Delta t^3} \right). \quad (4.4)$$

Integrating over $\rho d\rho dz$ and dt we get the topological charge

$$Q = \begin{cases} -1 & \text{for the colorful region,} \\ 0 & \text{for the unicolor region.} \end{cases} \quad (4.5)$$

5 The generalized plane vortices on the lattice

Now, the generalized continuum plane vortices are put on the lattice with periodic boundary conditions. \mathcal{A}_μ , as defined in Eq. (2.12), vanishes for $t \rightarrow -\infty$ but not for $t \rightarrow \infty$.

Therefore, this field configuration does not fulfill periodic boundary conditions in the temporal direction. For getting a vanishing gauge field \mathcal{A}_μ for $t \rightarrow \infty$, one can use a lattice gauge transformation that equals $\mathbf{1}$ for $t \rightarrow -\infty$ and g^\dagger for $t \rightarrow \infty$. Therefore the lattice links for the smoothed continuum plane vortices with $f(t)$ given in Eq. (3.14) are

$$U_i(x) = \begin{cases} \left[g(\vec{r} + \hat{i}) g(\vec{r})^\dagger \right]^{(t-1)/\Delta t} & \text{for } 1 < t < 1 + \Delta t, \\ g(\vec{r} + \hat{i}) g(\vec{r})^\dagger & \text{for } 1 + \Delta t \leq t \leq t_g, \\ \mathbf{1} & \text{else,} \end{cases} \quad (5.1)$$

$$U_4(x) = \begin{cases} g(\vec{r})^\dagger & \text{for } t = t_g, \\ \mathbf{1} & \text{else,} \end{cases}$$

where the functions $g(\vec{r})$ and $\alpha(z)$ are defined in Eqs. (2.9) and (2.1) respectively.

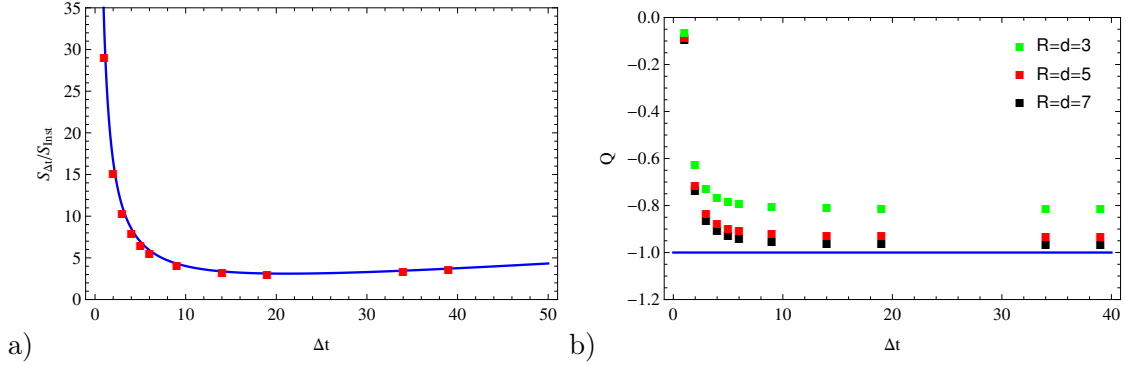


Figure 4. a) Comparison of the gauge action of plane vortices in units of the instanton action S_{Inst} on the lattice (squares) with the one in the continuum (line) as a function of the temporal extent Δt of the plane vortices. The radius and the thickness of the vortex are given by $R = 7$ and $d = 7$. The minimum of the action is $S_{\text{min}} = 3.1 S_{\text{Inst}}$. b) Comparison of the gluonic topological charge $Q(\Delta t)$ on the lattice for three values of $R = d = 3, 5, 7$ (calculated with the plaquette definition) with the one in the continuum. In the continuum we get $Q(\Delta t) = -1$ for all Δt as shown by the horizontal line. On the lattice, the topological charge for slow transitions increasing the radius and thickness of the plane vortices converges to near -1 . The calculations have been performed on $28^3 \times 40$ lattices with lattice constant $a = 1$.

In Fig. 4 we plot the action and topological charge of this lattice configuration for a $28^3 \times 40$ lattice. As shown in Fig. 4a, the lattice action matches the continuum action very well. The topological charge as a function of Δt for three values of $R = d$ is plotted in Fig. 4b). At $\Delta t = 1$, the fast vacuum to vacuum transition, the topological charge is close to zero. This is a lattice artifact. The continuum value of the topological charge, $Q = -1$, is approached for reasonably large values of Δt , R and d .

6 Dirac eigenmodes for plane vortices

In QCD a non zero value of the chiral condensate $\langle \bar{\psi}\psi \rangle$, the chiral order parameter, indicates spontaneous chiral symmetry breaking. According to the Banks-Casher analysis [40], a

finite density of near-zero eigenmodes of the chiral-invariant Dirac operator leads to a finite chiral condensate. Therefore, for studying the effect of colorful plane vortices on fermions, we determine the low-lying eigenvectors and eigenvalues $|\lambda| \in [0, 1]$ of the overlap Dirac operator D_{ov} [33] as a Ginsparg-Wilson operator. The absolute value $|\lambda|$ of the two complex conjugate eigenvalues λ and λ^* (doubler modes) is simply written as λ if $\lambda \notin \{0, 1\}$. Therefore, for every $\lambda \notin \{0, 1\}$, we have two eigenvectors ψ_{\pm} , with equal scalar and chiral densities. For convenience, we enumerate the eigenmodes in ascending order of the eigenvalues. #0+ means a right-handed zero mode, #0- a left-handed zero mode and #1 the lowest nonzero mode etc. Their eigenvalues are referred to as $\lambda_{\#0+}$, $\lambda_{\#0-}$, $\lambda_{\#1}$, etc., and their densities as $\rho_{\#0+}$, etc.

The chiral density of the eigenvectors ψ_{\pm} which is important to assess the local chirality properties is given by [33]

$$\rho_5 = \psi_{\pm}^{\dagger} \gamma_5 \psi_{\pm} = \rho_+ - \rho_-, \quad (6.1)$$

where ρ_+ and ρ_- are left- and right-handed chiral densities. According to the Atiyah-Singer index theorem, the topological charge is given by the index

$$\text{ind} D[A] = n_- - n_+ = Q, \quad (6.2)$$

where n_- and n_+ denote the numbers of left- and right-handed zero modes [41–44]. We remark that one never finds zero modes of both chiralities for a single configuration using usual antiperiodic boundary conditions in time direction. Therefore in a gauge field with topological charge $Q \neq 0$, D_{ov} has $|Q|$ exact zero modes with chirality $-\text{sign} Q$. In Fig. 5,

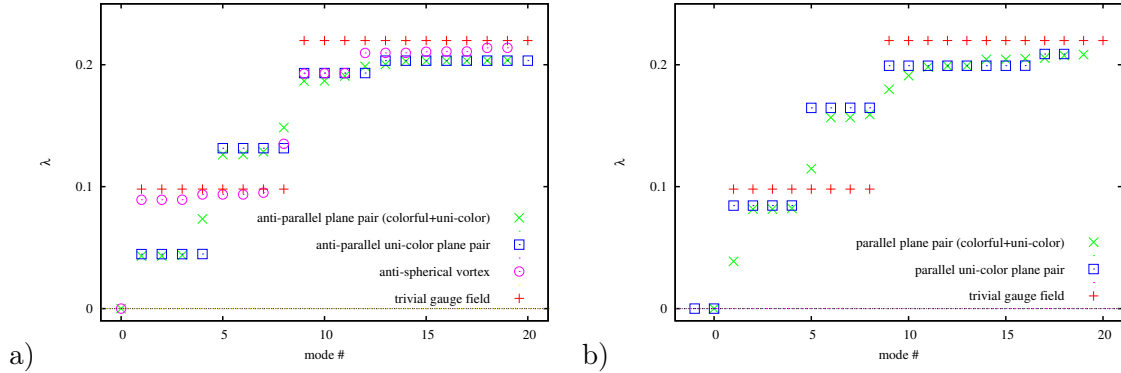


Figure 5. The lowest overlap eigenvalues a) for anti-parallel colorful plane vortices, anti-parallel unicolor plane vortices, and an (“anti”-)spherical vortex with $Q = -1$ compared to the eigenvalues of the free (overlap) Dirac operator. b) for parallel colorful plane vortices and parallel unicolor plane vortices on a 16^4 lattice. In the figures “colorful+unicolor” means one sheet of the plane vortex pair is colorful and the other one is unicolor.

we show the lowest overlap eigenvalues for colorful plane vortices, unicolor plane vortices, and a (“anti”-)spherical vortex with $Q = -1$ compared to the eigenvalues of the free overlap Dirac operator on a 16^4 -lattice. For fermionic fields we use periodic boundary conditions in spatial and anti-periodic in temporal directions. For colorful plane vortices, the colorful

and unicolor vortex sheets with thickness $d = 3$ are located around $z_1 = 4.5$ and $z_2 = 12.5$ respectively. The center of the colorful region with radius $R = 8$ is located in the xy plane around $x = y = 8$. The parameters for unicolor plane vortices are the same as for the colorful plane vortices. For the spherical vortices, using the ansatz α_+ for the profile function α in Ref. [33], the center of the configuration with core radius $R = 5.5$ and thickness $d = 1.5$ is located at $x = y = z = 8.5$.

The plane vortex configuration attracts a zero mode just like the spherical vortex, according to their topological charge with modulus $|Q| = 1$. In Fig. 6 we show that the chiral

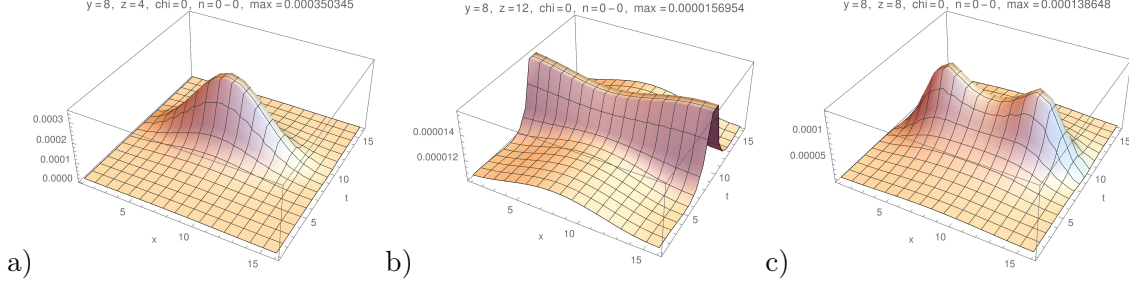


Figure 6. Chiral densities of overlap eigenmodes; a) zero mode $\rho_{\neq 0}$ (left) for the colorful region of anti-parallel colorful plane vortices; b) the same as a) but for unicolor region; c) the same as a) but for a spherical vortex with $Q = -1$.

densities of the zero modes for anti-parallel colorful plane vortices and spherical vortices with $Q = -1$. As these densities are axially symmetric in the xy -plane around a center we plot xt -slices. We select the colorful and the unicolor regions by fixing the z -coordinate appropriately. The plot titles of the density plots give the y - and z -coordinates of the xt -slices, the chiral density (*i.e.*, "chi=0" means we plot ρ_5), the number of plotted modes ("n=0-0" means we plot $\rho_{\neq 0}$) and the maximal density in the plotted area ("max=..."). The boundary conditions for fermion fields and the parameters for the colorful plane vortices and the spherical vortices are the same as in Fig. 5.

The response of fermions to the plane vortices is squeezed in time direction, since the vortices are localized in a single time slice (fast transition). For the plane and spherical colorful vortices the chiral density of the zero mode peaks at the center of the colorful region ($x = y = 8$), see Fig. 5. The value of chiral density is positive *i.e.* the chirality of the zero mode is right handed as expected from the index theorem. For the spherical vortex we observe two peaks because we have two colorful regions along the x -direction at $y = z = 8$. In the unicolor region of plane vortices we don't have any topological charge density, nevertheless we observe some influence of the topological charge density of the colorful region on the chiral density of the unicolor region.

As shown in Fig. 5, for colorful plane vortices, we also get four low lying eigenmodes with smaller eigenvalues than the ones of the lowest eigenvectors for the trivial gauge field. It is interesting to mention that these low lying modes can not be removed by changing the boundary conditions while these low lying modes can be removed by appropriate boundary condition for unicolor plane vortices. In Fig. 7, we show the behavior of these low lying modes for parallel and anti-parallel colorful plane vortices by changing the lattice size and

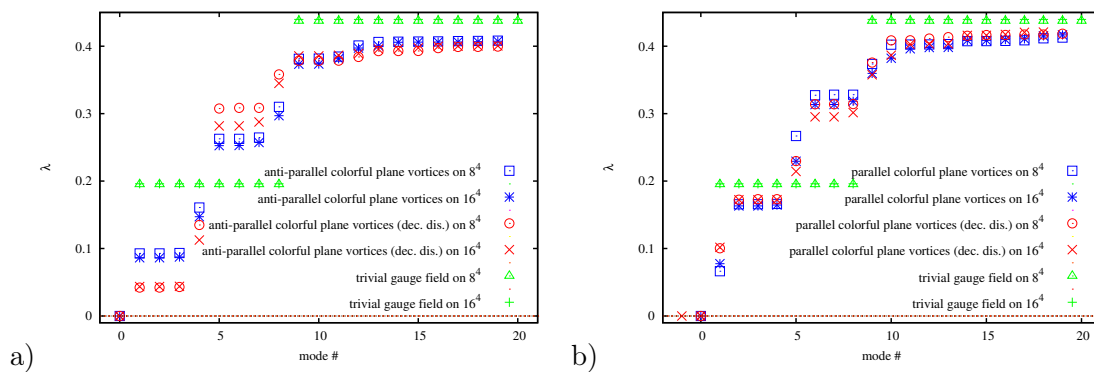


Figure 7. The lowest overlap eigenvalues on 8^4 and 16^4 lattices a) for anti-parallel plane vortices b) for parallel plane vortices compared to the eigenvalues of the free (overlap) Dirac operator, which are scaling inversely proportional to the linear extent of the lattice. To simplify the comparison of eigenvalues for the two different lattice sizes the smaller eigenvalues of the 16^4 lattice are multiplied by 2.

the distance between two sheets of the colorful plane vortices. The boundary conditions for fermion fields and the parameters for colorful plane vortices are again the same as in Fig. 5. The decreased distance between the two sheets is half of the initial distance. However, to avoid the overlap of two plane vortices we also decrease the thickness to half the initial thickness.

For anti-parallel plane vortices, after increasing the lattice size the eigenvalues of the four low lying eigenmodes decrease. Therefore we do not expect them to approach the eigenvalues of the trivial gauge field in the continuum limit and identify them as near zero modes. Interestingly, with decreasing distance between the vortex sheets these eigenvalues decrease even further. For parallel plane vortices, the four low-lying eigenvalues approach trivial ones for increasing lattice size and decreasing distance between the vortex sheets, hence we cannot identify near zero modes.

We conclude that anti-parallel vortex pairs with color structure may create a finite density of near-zero modes and break chiral symmetry via the Banks-Casher relation.

7 Conclusion

We have investigated plane vortex configurations where one of the vortex sheets has a topological non-trivial color structure. To define this colorful vortex configuration we start from a configuration with non-trivial temporal links U_4 and trivial spatial links U_i . For such a configuration, one gets vanishing gluonic topological charge but the difference of the left and right chiral zeromodes is $n_- - n_+ = -1$ and the index theorem with $Q = n_- - n_+$ is not fulfilled. The discrepancy is simply a discretization effect. In continuum, this configuration is a fast transition of a vacuum with winding number $N_{w1} = 0$ to a vacuum with winding number $N_{w2} = -1$. Therefore, in the continuum limit this vortex configuration has a topological charge $Q = N_{w2} - N_{w1} = -1$. After smoothing this continuum object in temporal direction and putting it onto the lattice, the topological charge converges to -1 .

Using the overlap Dirac operator, we have calculated eigenmodes in the background of this colorful plane vortex configuration. Due to the index theorem, this configuration attracts one zero mode which is concentrated at the colorful vortex sheet. In addition to this zero mode we find for anti-parallel plane vortices four low lying modes which persist regardless of the boundary conditions, while they can be removed by antiperiodic boundary condition for unicolor plane vortices. With increasing lattice size the eigenvalues of these four low lying modes are decreasing substantially and we identify them as near zero modes. We have given an additional demonstration that in addition to intersections and writhing points the color structure of vortices can contribute to the topological charge if the vortices are thick, smoothed over several lattice slices, and that such vortices contribute to the density of near zero modes, which may lead via the Banks-Casher relation to spontaneous chiral symmetry breaking.

Acknowledgments

Seyed Mohsen Hosseini Nejad would like to thank his supervisor Sedigheh Deldar for her great support. We are grateful to Štefan Olejník for interesting discussions. Roman Höllwieser was supported by the Erwin Schrödinger Fellowship program of the Austrian Science Fund FWF (“Fonds zur Förderung der wissenschaftlichen Forschung”) under Contract No. J3425-N27.

References

- [1] G. 't Hooft, “On the phase transition towards permanent quark confinement,” *Nucl. Phys.* **B138** (1978) 1.
- [2] P. Vinciarelli, “Fluxon solutions in nonabelian gauge models,” *Phys. Lett.* **B78** (1978) 485–488.
- [3] T. Yoneya, “Z(n) topological excitations in yang-mills theories: Duality and confinement,” *Nucl. Phys.* **B144** (1978) 195.
- [4] J. M. Cornwall, “Quark confinement and Vortices in massive gauge invariant QCD,” *Nucl. Phys.* **B157** (1979) 392.
- [5] G. Mack and V. B. Petkova, “Comparison of Lattice Gauge Theories with gauge groups Z(2) and SU(2),” *Ann. Phys.* **123** (1979) 442.
- [6] H. B. Nielsen and P. Olesen, “A Quantum Liquid Model for the QCD Vacuum: Gauge and Rotational Invariance of Domained and Quantized Homogeneous Color Fields,” *Nucl. Phys.* **B160** (1979) 380.
- [7] L. Del Debbio, M. Faber, J. Greensite, and Š. Olejník, “Center dominance and Z(2) vortices in SU(2) lattice gauge theory,” *Phys. Rev. D* **55** (1997) 2298–2306, [arXiv:9610005 \[hep-lat\]](#).
- [8] T. G. Kovacs and E. T. Tomboulis, “Vortices and confinement at weak coupling,” *Phys. Rev. D* **57** (1998) 4054–4062, [arXiv:9711009 \[hep-lat\]](#).

- [9] M. Engelhardt and H. Reinhardt, “Center vortex model for the infrared sector of Yang-Mills theory: Confinement and deconfinement,” *Nucl.Phys.* **B585** (2000) 591–613, [arXiv:hep-lat/9912003 \[hep-lat\]](#).
- [10] R. Bertle and M. Faber, “Vortices, confinement and Higgs fields,” [arXiv:0212027 \[hep-lat\]](#).
- [11] M. Engelhardt, M. Quandt, and H. Reinhardt, “Center vortex model for the infrared sector of SU(3) Yang-Mills theory: Confinement and deconfinement,” *Nucl.Phys.* **B685** (2004) 227–248, [arXiv:0311029 \[hep-lat\]](#).
- [12] R. Höllwieser, D. Altarawneh, and M. Engelhardt, “Random center vortex lines in continuous 3D space-time,” *AIP Conf. Proc.* **ConfinementXI** (2014) to appear, [arXiv:1411.7089 \[hep-lat\]](#).
- [13] D. Altarawneh, M. Engelhardt, and R. Höllwieser, “A model of random center vortex lines in continuous 2+1 dimensional space-time,” (*in preparation*) (2015) .
- [14] J. Greensite and R. Höllwieser, “Double-winding Wilson loops and monopole confinement mechanisms,” *Phys. Rev.* **D91** no. 5, (2015) 054509, [arXiv:1411.5091 \[hep-lat\]](#).
- [15] R. Bertle, M. Engelhardt, and M. Faber, “Topological susceptibility of Yang-Mills center projection vortices,” *Phys. Rev. D* **64** (2001) 074504, [arXiv:0104004 \[hep-lat\]](#).
- [16] M. Engelhardt, “Center vortex model for the infrared sector of Yang-Mills theory: Topological susceptibility,” *Nucl.Phys.* **B585** (2000) 614, [arXiv:0004013 \[hep-lat\]](#).
- [17] M. Engelhardt, “Center vortex model for the infrared sector of SU(3) Yang-Mills theory: Topological susceptibility,” *Phys. Rev. D* **83** (2011) 025015, [arXiv:1008.4953 \[hep-lat\]](#).
- [18] R. Höllwieser, M. Faber, U.M. Heller, “Lattice Index Theorem and Fractional Topological Charge,” [arXiv:1005.1015 \[hep-lat\]](#).
- [19] R. Höllwieser, M. Faber, U.M. Heller, “Intersections of thick Center Vortices, Dirac Eigenmodes and Fractional Topological Charge in SU(2) Lattice Gauge Theory,” *JHEP* **1106** (2011) 052, [arXiv:1103.2669 \[hep-lat\]](#).
- [20] T. Schweigler, R. Höllwieser, M. Faber and U.M. Heller, “Colorful SU(2) center vortices in the continuum and on the lattice,” *Phys.Rev.* **D87** no. 5, (2013) 054504, [arXiv:1212.3737 \[hep-lat\]](#).
- [21] R. Höllwieser, M. Faber, U.M. Heller, “Critical analysis of topological charge determination in the background of center vortices in SU(2) lattice gauge theory,” *Phys. Rev. D* **86** (2012) 014513, [arXiv:1202.0929 \[hep-lat\]](#).
- [22] R. Höllwieser and M. Engelhardt, “Smearing Center Vortices,” *PoS LAT2014* (2014) 356, [arXiv:1411.7097 \[hep-lat\]](#).
- [23] R. Höllwieser and M. Engelhardt, “Approaching SU(2) gauge dynamics with smeared Z(2) vortices,” *Phys. Rev.* **D92** (2015) 034502, [arXiv:1503.00016 \[hep-lat\]](#).
- [24] P. de Forcrand and M. D’Elia, “On the relevance of center vortices to QCD,” *Phys. Rev. Lett.* **82** (1999) 4582–4585, [arXiv:hep-lat/9901020 \[hep-lat\]](#).
- [25] C. Alexandrou, P. de Forcrand, and M. D’Elia, “The role of center vortices in QCD,” *Nucl. Phys.* **A663** (2000) 1031–1034, [arXiv:hep-lat/9909005 \[hep-lat\]](#).
- [26] M. Engelhardt and H. Reinhardt, “Center projection vortices in continuum Yang-Mills theory,” *Nucl. Phys.* **B567** (2000) 249, [arXiv:9907139 \[hep-th\]](#).

- [27] H. Reinhardt and M. Engelhardt, “Center vortices in continuum yang-mills theory,” in *Quark Confinement and the Hadron Spectrum IV*, W. Lucha and K. M. Maung, eds., pp. 150–162. World Scientific, 2002. [arXiv:0010031 \[hep-th\]](#).
- [28] M. Engelhardt, “Center vortex model for the infrared sector of Yang-Mills theory: Quenched Dirac spectrum and chiral condensate,” *Nucl.Phys.* **B638** (2002) 81–110, [arXiv:hep-lat/0204002 \[hep-lat\]](#).
- [29] D. Leinweber, P. Bowman, U. Heller, D. Kusterer, K. Langfeld, *et al.*, “Role of centre vortices in dynamical mass generation,” *Nucl.Phys.Proc.Suppl.* **161** (2006) 130–135.
- [30] V. Bornyakov *et al.*, “Interrelation between monopoles, vortices, topological charge and chiral symmetry breaking: Analysis using overlap fermions for SU(2),” *Phys. Rev. D* **77** (2008) 074507, [arXiv:0708.3335 \[hep-lat\]](#).
- [31] R. Höllwieser, M. Faber, J. Greensite, U.M. Heller, and Š. Olejník, “Center Vortices and the Dirac Spectrum,” *Phys. Rev. D* **78** (2008) 054508, [arXiv:0805.1846 \[hep-lat\]](#).
- [32] P. O. Bowman, K. Langfeld, D. B. Leinweber, A. Sternbeck, L. von Smekal, *et al.*, “Role of center vortices in chiral symmetry breaking in SU(3) gauge theory,” *Phys.Rev.* **D84** (2011) 034501, [arXiv:1010.4624 \[hep-lat\]](#).
- [33] R. Höllwieser, T. Schweigler, M. Faber and U.M. Heller, “Center Vortices and Chiral Symmetry Breaking in SU(2) Lattice Gauge Theory,” *Phys.Rev.* **D88** (2013) 114505, [arXiv:1304.1277 \[hep-lat\]](#).
- [34] N. Brambilla, S. Eidelman, P. Foka, S. Gardner, A. Kronfeld, *et al.*, “QCD and Strongly Coupled Gauge Theories: Challenges and Perspectives,” *EJPC* **74** (2014) Issue 10, [arXiv:1404.3723 \[hep-ph\]](#).
- [35] R. Höllwieser, M. Faber, Th. Schweigler, and U.M. Heller, “Chiral Symmetry Breaking from Center Vortices,” *PoS LAT2013* (2014) 505, [arXiv:1410.2333 \[hep-lat\]](#).
- [36] D. Trewartha, W. Kamleh, and D. Leinweber, “Centre Vortex Effects on the Overlap Quark Propagator,” [arXiv:1411.0766 \[hep-lat\]](#).
- [37] D. Trewartha, W. Kamleh, and D. Leinweber, “Centre vortices underpin dynamical chiral symmetry breaking in SU(3) gauge theory,” [arXiv:1502.06753 \[hep-lat\]](#).
- [38] G. Jordan, R. Höllwieser, M. Faber, U.M. Heller, “Tests of the lattice index theorem,” *Phys. Rev. D* **77** (2008) 014515, [arXiv:0710.5445 \[hep-lat\]](#).
- [39] D. Diakonov, “Instantons at work,” *Prog.Part.Nucl.Phys.* **51** (2003) 173–222, [arXiv:0212026 \[hep-ph\]](#).
- [40] T. Banks and A. Casher, “Chiral Symmetry Breaking in Confining Theories,” *Nucl. Phys.* **B169** (1980) 103.
- [41] M. F. Atiyah and I. M. Singer, “The Index of elliptic operators. 5,” *Annals Math.* **93** (1971) 139–149.
- [42] A. S. Schwarz, “On Regular Solutions of Euclidean Yang-Mills Equations,” *Phys. Lett.* **B67** (1977) 172–174.
- [43] L. S. Brown, R. D. Carlitz, and C.-k. Lee, “Massless Excitations in Instanton Fields,” *Phys. Rev. D* **16** (1977) 417–422.
- [44] D. H. Adams, “On the continuum limit of fermionic topological charge in lattice gauge theory,” *J. Math. Phys.* **42** (2001) 5522–5533, [arXiv:0009026 \[hep-lat\]](#).