

Selective distillation phenomenon in two-species Bose-Einstein condensates in open boundary optical lattices

Xiao-Dong Bai, Mei Zhang, Jun Xiong, Guo-Jian Yang, and Fu-Guo Deng*

*Department of Physics, Applied Optics Beijing Area Major Laboratory,
Beijing normal University, Beijing 100875, China*

(Dated: December 7, 2024)

We investigate the formation of discrete breathers (DBs) and the dynamics of the mixture of two-species Bose-Einstein condensates (BECs) in open boundary optical lattices using the discrete nonlinear Schrödinger equations. The results show that the coupling of intra- and interspecies interaction can lead to the existence of pure single-species DBs and symbiotic DBs. Furthermore, we find that there is a selective distillation phenomenon in the dynamics of the mixture of two-species BECs. Therefore, one can selectively distil one species from the mixture of two-species BECs and can even control its purity by adjusting the intra- and interspecies interaction in optical lattices. Our selective distillation mechanism may find potential application in quantum information storage and quantum information processing based on multi-species atoms.

PACS numbers: 03.75.Lm, 05.45.Yv, 03.75.Mn, 03.75.Nt

I. INTRODUCTION

Bose-Einstein condensates (BECs) trapped in periodic optical potentials are an invaluable tool to study fundamental and applied aspects of quantum optics, quantum computing, and solid state physics [1–4]. It is important to understand the dynamics and transport properties of BECs in optical lattices. One of the most interesting features of BECs in nonlinear lattices is the existence of localized excitation, which can propagate without changing its shape as a result of the balance between nonlinearity and dispersion [5–7]. This phenomenon is also referred to as the formation of discrete breathers (DBs). DB is an interesting discovery in nonlinear science and has been observed in other physical systems as well, such as micromechanical cantilever arrays [8], antiferromagnet systems [9, 10], Josephson-junction arrays [11, 12], nonlinear waveguide arrays [13, 14], Tonks gas [15], and some dissipative systems [16, 17]. In single-species BECs, many properties of DBs have been investigated theoretically and experimentally in the last decade [18–26]. One of its interesting properties is that the DBs are attractors and can slow down the relaxation processes in dissipative systems [27–29]. Moreover, some studies on the collision of a stationary DB with a lattice excitation (a moving breather or phonon) show that if the amplitude of the lattice excitation is small, it will be reflected entirely from the DB, while with the amplitude beyond a specific threshold, a part of the incident atoms transmit through the DB.

The previous works are mainly focused on single-species BECs. Actually, the two- and multi-species BECs have been observed in experiment and attracted much attention. In 2008, Thalhammer *et al.* [30] observed an interesting mixture of heteronuclear BECs in experiment, where ^{14}K and ^{87}Rb atoms are condensed together in

an optical lattice. An important property of this mixture is that the interspecies scattering length describing the effective colliding interaction between ^{14}K and ^{87}Rb atoms can be tuned over a wide (both positive and negative) range using a magnetic Feshbach resonance, and their own intraspecies scattering length remains positive for each species. That is, in this mixture both the inter- and intraspecies interactions can be varied and controlled completely. Subsequently, both the stable mixture of the isotopes ^{168}Yb and ^{174}Yb [31], and the unstable mixture of the isotopes ^{174}Yb and ^{176}Yb [32] were obtained. In 2011, two-species BECs have been realized with the mixture of two hyperfine states of ^{87}Rb [33], which is spin-orbit-coupled (SO-coupled) BECs.

Recently, some interesting physical phenomena and unique properties have been discovered in multi-species BECs in optical lattices, such as multi-species gap solitons in spinor BECs [34], dark-dark solitons and modulational instability in miscible two-species BECs [35], unstaggered-staggered solitons [36], and the other two-species solitons [37–45] in two-species BECs. Also, it has been found that the mixing with the second atomic species can lead to some different physical phenomena [46, 47]. For example, the interspecies interaction of the two-species BECs can result in the phase separation in a harmonic trap, i.e., the two species may be immiscible [48, 49]. In 2008, Papp *et al.* [50] and Ronen *et al.* [51] found that the repulsive interaction between atoms of different species can leave the mixture of two-species BECs far from its ground state in experiment and theory, respectively.

In this paper, we numerically investigate the formation of DBs in two-species BECs inside open optical lattices using the discrete nonlinear Schrödinger equations (DNLSEs). We find that the coupling of intra- and interspecies interaction can lead to the existence of pure single-species DB and symbiotic DBs, i.e., the DBs of species 1 and 2 locate together with the same or different purities at the same sites in open optical lattices. Furthermore, we explore the dynamics of the mixture in

*Corresponding author: fgdeng@bnu.edu.cn

two-species BECs with a pure single-species DB in open optical lattices. Interestingly, we find that there is a selective distillation phenomenon in both the mixture of random chaos and that of symbiotic solitons. That is, by adjusting the interspecies interaction one can make one species transmit through the DB and the other be blocked, therefore increasing the relative proportion of the ultracold atoms in the former. Moreover, one can also improve the purity of the mixture of two-species BECs by tuning the interspecies interaction in three mixtures: random chaos, moving symbiotic DBs, and stable symbiotic DBs. This phenomenon is potentially useful in quantum information storage and quantum information processing based on multi-species atoms.

The paper is organized as follows: In Sec. II, we give the basic model for two-species BECs in optical lattices. The formation of DB in two-species BECs is discussed for three different cases in Sec. III. In Sec. IV, we investigate the dynamics of the mixture of two-species BECs and show the selective distillation phenomenon in both the mixture of random chaos and that of symbiotic solitons. The selective distillation for controlling the purity of two-species BECs is given in Sec. V. A conclusion is presented in Sec. VI.

II. THE MODEL OF TWO-SPECIES BOSE-EINSTEIN CONDENSATES

Two-species BECs can be created by simultaneously confining different atomic species in the same magnetic trap, including those of two different kinds of atoms and those of the same atoms in two different hyperfine states. For instance, a strongly repelling two-species system of different species can be created using ^{41}K - ^{87}Rb atoms in an optical lattice [30]. Another two-species BECs were experimentally realized in hyperfine spin states of ^{87}Rb , $|\uparrow\rangle \equiv |F=1, m_f=0\rangle$ and $|\downarrow\rangle \equiv |F=1, m_f=-1\rangle$, which is called SO-coupled BECs and resulted from a pair of counterpropagating Raman beams coupling the atomic states $|\uparrow\rangle$ and $|\downarrow\rangle$ [33]. In these systems, the inter- and intraspecies interaction strengths can be controlled by a magnetic Feshbach resonance or adjusting the angle between the Raman beams.

We start our study with the following coupled Gross-Pitaevskii equations (GPEs) describing the dynamics of the two-species BECs [52–54]

$$i\hbar \frac{\partial \Psi_j(\vec{r})}{\partial t} = \left(-\frac{\hbar^2}{2m_j} \nabla^2 + V(\vec{r}) + \sum_{i=1,2} g_{i,j} |\Psi_j(\vec{r})|^2 \right) \Psi_j(\vec{r}). \quad (1)$$

Here $\Psi_j(\vec{r})$ denotes the condensate for species j ($= 1, 2$). The coefficient $g_{i,j}$ presents the interaction between two atoms from species i and j , which is defined as

$$g_{i,j} = \frac{2\pi\hbar^2 a_{i,j}}{\mu_{i,j}}, \quad (2)$$

where $a_{i,j}$ is the intraspecies ($i = j$) or interspecies ($i \neq j$) scattering lengths and $\mu_{i,j} = m_i m_j / (m_i + m_j)$ is the reduced mass of the atomic pair. The external potential $V(\vec{r})$ is generally a superposition of a harmonic trapping potential $V_{H,j}(\vec{r})$ and the periodic optical lattice potential $V_{L,j}(\vec{r})$, that is,

$$V(\vec{r}) = V_{H,j}(\vec{r}) + V_{L,j}(\vec{r}). \quad (3)$$

Here

$$V_{H,j}(\vec{r}) = \frac{1}{2} m (\omega_{jx}^2 x^2 + \omega_{jy}^2 y^2 + \omega_{jz}^2 z^2), \quad (4)$$

$$V_{L,j}(\vec{r}) = V_{0,j} \sin^2(\pi x/a + \varphi_j), \quad (5)$$

where a is the lattice spacing. When the lattices are sufficiently deep, one can work in the tight-binding limit, and the condensate is well localized around potential minima. The condensate parameter can be written as

$$\Psi_j(t) = \sqrt{N_j} \sum_n \psi_{j,n}(t) \phi_{j,n}(\vec{r}), \quad (6)$$

where n ($= 1, \dots, M$) is the index of the site and $\phi_{j,n}(\vec{r})$ accounts for the ground state of the correspondingly isolated n -th potential. M is the number of lattice sites. $|\psi_{j,n}(t)|^2$ presents the number of the j -th species atoms at the n -th lattice site. By inserting Eq. (6) into Eq. (1) and integrating out the spatial degree of freedom, one can obtain DNLSEs [55, 56]:

$$i \frac{\partial \psi_{j,n}}{\partial t} = \left(\lambda_{j,j} |\psi_{j,n}|^2 + \lambda_{1,2} |\psi_{3-j,n}|^2 \right) \psi_{j,n} - \frac{1}{2} (\psi_{j,n-1} + \psi_{j,n+1}). \quad (7)$$

The total atomic population inside the optical lattice for each of the species 1 and 2 is $\sum_n |\psi_{j,n}(t=0)|^2 = N_j(t=0)$. Here the atomic distribution of each species over the entire lattice is normalized to unity: $N_j(t=0) = 1$. The wave functions can be assumed as $\psi_{j,n} = A_{j,n} \exp(i\theta_{j,n})$, where $A_{j,n}$ and $\theta_{j,n}$ present the amplitudes and the phases of species j at site n , respectively. In Eq. (7), the time has been re-scaled $t \rightarrow [\hbar/(2J)]t$ with the assumption $J = J_1 = J_2 = -\int d^3\vec{r} \left(\frac{\hbar^2}{2m_j} \nabla \phi_{j,n} \nabla \phi_{j,n+1} + V(\vec{r}) \nabla \phi_{j,n} \nabla \phi_{j,n+1} \right)$ being the tunneling rate between the nearest-neighbor sites. The intra- and interspecies interactions are described by the parameters $\lambda_{j,j} = \frac{g_{j,j}}{2J} \int d^3\vec{r} |\phi_{j,n}|^4$ and $\lambda_{1,2} = \frac{g_{1,2}}{2J} \int d^3\vec{r} |\phi_{1,n}|^2 |\phi_{2,n}|^2$, respectively. Here, we focus on the repulsive cases, i.e., $\lambda_{j,j} > 0$ and $\lambda_{1,2} > 0$.

To investigate the formation of two-species BECs in an open optical lattice, we supplement the standard DNLSEs with a local dissipation at the two edges of the lattice. They are given by

$$i \frac{\partial \psi_{1,n}}{\partial t} = \left(\lambda_{1,1} |\psi_{1,n}|^2 + \lambda_{1,2} |\psi_{2,n}|^2 \right) \psi_{1,n} - \frac{1}{2} (\psi_{1,n-1} + \psi_{1,n+1}) - i\gamma_1 \psi_{1,n} (\delta_{n,1} + \delta_{n,M}), \quad (8)$$

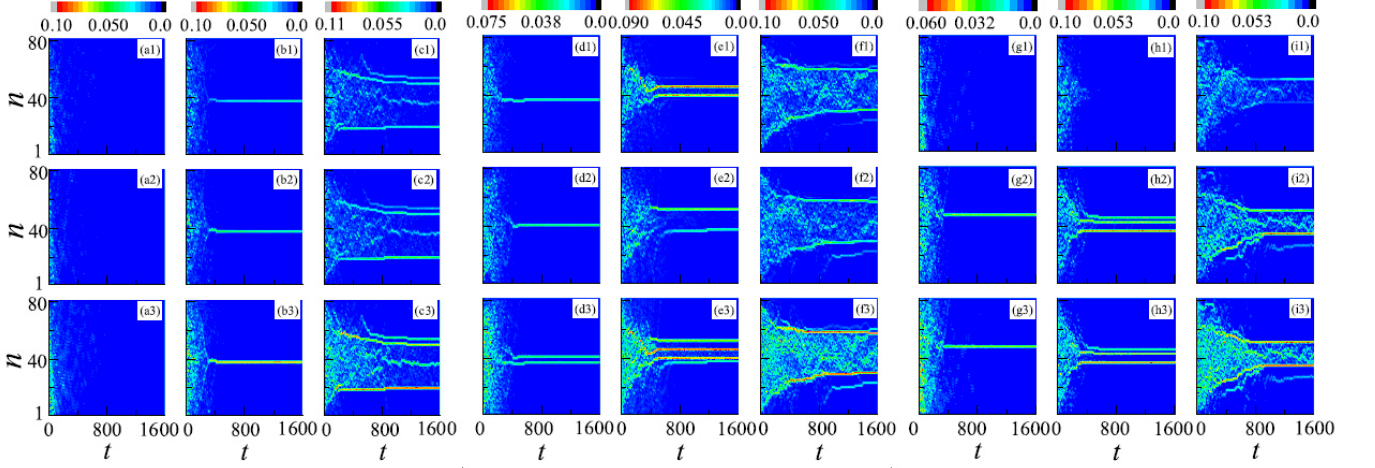


FIG. 1: (Color online) Formation of DBs of two-species BECs in open optical lattices with $M = 81$ sites. The color code shows $|\psi_{1,n}|^2$ (normalized to 1 at $t = 0$ for species 1), $|\psi_{2,n}|^2$ (normalized to 1 at $t = 0$ for species 2), and $|\psi_{1,n}|^2 + |\psi_{2,n}|^2$ in the first, the second, and the third rows, respectively. The initial condition is a homogeneously populated lattice with random phases at each site randomly drawn from $[0, 2\pi]$. The boundary dissipation rates at sites 1 and M are $\gamma_1 = \gamma_2 = 0.3$. The other parameters are chosen as follows: $\Lambda_{1,2} = 0.1 < \Lambda_b$ for (a1)-(a3), (d1)-(d3), and (g1)-(g3); $\Lambda_{1,2} = 0.5 > \Lambda_b$ for (b1)-(b3), (e1)-(e3), and (h1)-(h3), and $\Lambda_{1,2} = 1 > \Lambda_b$ for (c1)-(c3), (f1)-(f3), and (i1)-(i3). (a)-(c): $\Lambda_{1,1} = \Lambda_{2,2} = 0.1$; (d)-(f): $\Lambda_{1,1} = \Lambda_{2,2} = 0.6$; (g)-(i): $\Lambda_{1,1} = 0.1$ and $\Lambda_{2,2} = 0.6$.

$$i \frac{\partial \psi_{2,n}}{\partial t} = \left(\lambda_{2,2} |\psi_{2,n}|^2 + \lambda_{1,2} |\psi_{1,n}|^2 \right) \psi_{2,n} - \frac{1}{2} (\psi_{2,n-1} + \psi_{2,n+1}) - i \gamma_2 \psi_{2,n} (\delta_{n,1} + \delta_{n,M}), \quad (9)$$

where $\delta_{n,1}$ and $\delta_{n,M}$ are delta functions. γ_j describes the atom loss from the boundary of the optical lattices. The optical lattices with leaking edges can be realized experimentally by separating continuous microwave or Raman lasers, where γ_j can be estimated within a mean-field approximation [27, 57].

III. FORMATION OF DISCRETE BREATHERS IN TWO-SPECIES BOSE-EINSTEIN CONDENSATES

The formation of DBs in two-species BECs ($N_1 = N_2$) in open optical lattices can be investigated systematically by introducing the initial effective mean-field intra- and interspecies interactions per site as [28, 29]

$$\Lambda_{j,j} = \frac{\lambda_{j,j} N_{j,j}(t=0)}{M}, \quad \Lambda_{1,2} = \frac{\lambda_{1,2} \sqrt{N_1 N_2}(t=0)}{M}. \quad (10)$$

It has been demonstrated that in single-species BECs if the initial effective mean-field interaction Λ is larger than a critical value $\Lambda^* \approx 0.472$ (which is gained from Eq. (17) of Ref. [29] when $M = 81$), stable DBs can be created in open optical lattices with boundary dissipation [28, 29]. If Λ is less than Λ^* , DBs cannot be formed and atoms will decrease in number. In two-species BECs, if $\Lambda_{1,2} = 0$, species 1 and 2 are independent and one can get the corresponding critical values $\Lambda_{1,1}^* = \Lambda_{2,2}^* \approx 0.472$. If $\Lambda_{1,2} \neq 0$, species 1 and 2 are dependent, and

for the special case $\Lambda_{1,1} = \Lambda_{2,2} = 0$, one can analogize the BECs with species 1 and 2 to single-species BECs and its corresponding critical value is $\Lambda_{1,2}^* \approx 0.472$. Here and after, we assume the critical value is $\Lambda_b = 0.472$. According to the difference of the parameters $\Lambda_{1,1}$ and $\Lambda_{2,2}$, the following investigation should be divided into three cases: (I) $\Lambda_{1,1} = \Lambda_{2,2} = 0.1 < \Lambda_b$; (II) $\Lambda_{1,1} = \Lambda_{2,2} = 0.6 > \Lambda_b$; (III) $\Lambda_{1,1} = 0.1 < \Lambda_b$, and $\Lambda_{2,2} = 0.6 > \Lambda_b$. In these three cases, the interspecies interaction $\Lambda_{1,2}$ will play an important role and will impact strongly on the formation and dynamics of DBs for two-species BECs in open optical lattices.

Let us consider the dissipation case with atoms initially distributed uniformly at each site with random phases $\theta_{j,n}$, which reads

$$\psi_{j,n}(t=0) = A_{j,n} e^{i\theta_{j,n}} = \frac{1}{\sqrt{M}} e^{i\theta_{j,n}}. \quad (11)$$

Here $\theta_{j,n} \in [0, 2\pi]$ is an arbitrary value. We assume that the boundary dissipation rates of lattices at sites 1 and M are $\gamma_1 = \gamma_2 = 0.3$ for both species.

The formation of DB in two-species BECs in open optical lattices with $M = 81$ for the three cases (I), (II), and (III) with different $\Lambda_{1,2}$ are shown in Fig. 1. In the first row, the color code shows $|\psi_{1,n}|^2$, which is normalized to 1 at $t = 0$ and describes the density of species 1. In the second and the third rows, the color codes show $|\psi_{2,n}|^2$ which is also normalized to 1 at $t = 0$ and describes the density of species 2, and $|\psi_{1,n}|^2 + |\psi_{2,n}|^2$ describing the sum density of both species 1 and 2, respectively.

In Fig. 1(a1)-(a3), $\Lambda_{1,1} = \Lambda_{2,2} = \Lambda_{1,2} = 0.1 < \Lambda_b$ is very small, one can see that there is no DB in either species 1 or 2, and the atoms in the lattices get dissi-

pated. That is, when both intra- and interspecies interactions are smaller than their critical values, no DBs can be formed. In Fig. 1(b1)-(b3), $\Lambda_{1,2} = 0.5$ is a bit larger than the critical value Λ_b , and one DB can be formed for each of species 1 and 2 and they are located in the same position, as shown in Fig. 1(b3). It can be called a symbiotic DB. In Fig. 1(c1)-(c3) with $\Lambda_{1,2} = 1 > \Lambda_b$, a few DBs can be formed for each of species 1 and 2, and the locations of DBs for species 1 are the same as those for species 2. That is, if $\Lambda_{1,2} > \Lambda_b$ and $\Lambda_{1,1} = \Lambda_{2,2} < \Lambda_b$, the properties of the two-species BECs are determined nearly by interspecies interactions $\Lambda_{1,2}$, not the intraspecies interactions $\Lambda_{1,1}$ and $\Lambda_{2,2}$. Under this condition, the mixture of species 1 and 2 are analogous to single-species BECs, since its properties are similar to those of single-species BECs. Thus, one can see that the dynamical properties of species 1 and 2 are exactly the same, and the DBs of the two species always co-exist in the same positions, as shown in Fig. 1(b2)-(c3).

In Fig. 1(d1)-(d3), $\Lambda_{1,1} = \Lambda_{2,2} = 0.6 > \Lambda_b$ and $\Lambda_{1,2} = 0.1 < \Lambda_b$. It is seen that the properties of the species 1 and 2 are determined by their intraspecies interactions $\Lambda_{1,1}$ and $\Lambda_{2,2}$, but not interspecies interactions $\Lambda_{1,2}$. At this time, species 1 and 2 can be considered as two non-interacting species. Thus, one can see that one DB is formed in each of species 1 and 2. Different from those in Fig. 1(b1)-(b3), the two DBs of species 1 and 2 are not located at the same positions, as shown in Fig. 1(d3). In Fig. 1(e1)-(e3), $\Lambda_{1,2} = 0.5$ is larger a little than the critical value Λ_b , and two DBs can be formed in each of species 1 and 2 and they are located at the different positions, as shown in 1(e3). That is, the formation process of DBs in species 1 and 2 are still independent. In both Fig. 1(f1)-(f3) $\Lambda_{1,2} = 1 > \Lambda_b$, species 1 and 2 cannot be considered as the two independent species, and two or more strong DBs can be formed for each of species 1 and 2 and they co-exist in the same positions. Moreover, when $\Lambda_{1,2}$ is large enough, the DB composed of only species 1 or 2 can prevent atoms of both species from dissipating out of the lattices, as shown in Fig. 1(f1)-(f3).

In Fig. 1(g1)-(g3) ($\Lambda_{1,2} = 0.1$) and (h1)-(h3) ($\Lambda_{1,2} = 0.5$), the formation processes of DBs in species 1 are determined by the interspecies interactions $\Lambda_{1,2}$, while those in species 2 are determined by both the interspecies interactions $\Lambda_{1,2}$ and intraspecies interactions $\Lambda_{2,2}$. Thus, one can see that no DB is formed in species 1, as shown in Fig. 1(g1) and (h1), and one or more DBs can be formed in species 2, as shown in Fig. 1(g2) and (h2). In Fig. 1(i1)-(i3) with $\Lambda_{1,2} = 1 > \Lambda_b$, due to the interplay of species 2, DBs can be formed not only in species 2 but also in species 1. The DBs of species 1 are weaker than those of species 2. That is, the formation of DBs of the two-species BECs is dominated by species 2, and the DBs of species 1 are like appurtenances.

IV. SELECTIVE DISTILLATION OF ULTRACOLD ATOMIC GAS

From Figs. 1(f1)-(f3) and (i1)-(i3), one can see that the DBs of both species 1 and 2 can prevent the atoms from transferring through them when the interspecies interactions $\Lambda_{1,2}$ are large enough. However, Fig. 1(a1)-(a3) predicts that species 1 and 2 are independent of each other when the interspecies interaction $\Lambda_{1,2}$ is small or even vanish, that is, the DB of species j has an important effect on the transfer process of its own but not on the other species $3-j$. With this interesting mechanism, we propose a theoretical scheme to selectively distill one species from the mixture of two-species BECs in optical lattices. In order to describe the principle of our scheme clearly, let us define two new parameters,

$$P_j(t) = \frac{\sum_{n=k_1}^{k_2} |\psi_{j,n}(t)|^2}{\sum_{n=k_1}^{k_2} |\psi_{1,n}(t)|^2 + \sum_{n=k_1}^{k_2} |\psi_{2,n}(t)|^2} \quad (12)$$

and

$$Rp_j(t) = \frac{\sum_{n=k_1}^{k_2} |\psi_{j,n}(t)|^2}{\sum_{n=1}^M (|\psi_{1,n}(t=0)|^2 + |\psi_{2,n}(t=0)|^2)}. \quad (13)$$

$P_j(t)$ describes the purity of species j in the mixture of two-species BECs from the sites k_1 to k_2 in the optical lattice at time t , while $Rp_j(t)$ describes the relative proportion of the atoms in species j from the sites k_1 to k_2 in the mixture to all the atoms in the entire optical lattice. Here our investigate is mainly focused on two typical cases, i.e., chaos and symbiotic DB. It is worth noticing that we focus on the impact of DB on the dynamics of BECs, where the DB mainly occupies three sites and the effective interaction is $\Lambda_{i,j} = \lambda_{i,j}/3$. For convenience, we choose $\lambda_{i,j}$ to describe the dynamics of two-species BECs below, and this parameter has been used in Refs. [59, 60].

A. Selective distillation phenomenon in the chaos mixture of BECs

Let us assume that the initial condition is chaotic with random amplitudes and phases at sites 1 to 20 in optical lattices with $M = 81$, and the other sites are empty (that is, their amplitudes are zero). There is a pure DB of species 2 at the middle site of optical lattice. That is, the initial condition reads as

$$\begin{cases} \psi_{j,n}(t=0) = A_{j,n} e^{i\theta_{j,n}}, & n = 1 \dots 20 \\ A_{j,n} \in [0, 0.4], \\ \theta_{j,n} \in [0, 2\pi], \\ A_{j,n} = 0, & \text{else,} \end{cases} \quad (14)$$

$$\begin{cases} A_{2,40}(t=0) = A_{2,42}(t=0) = 0.1667, \\ A_{2,41}(t=0) = (1 - A_{2,40}^2(t=0) - A_{2,42}^2(t=0))^{1/2}. \end{cases} \quad (15)$$

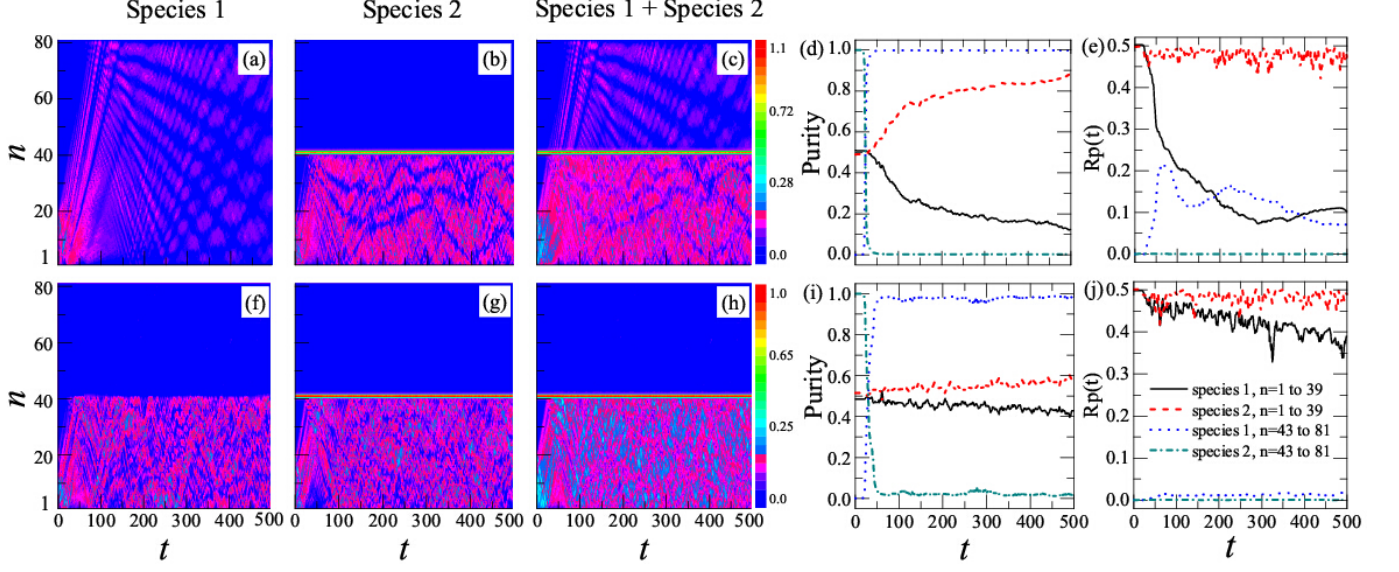


FIG. 2: (Color online) Selective distillation phenomenon in the chaos mixture of two-species BECs. The initial conditions are presented in Eqs. (14) and (15). The color codes show $|\psi_{1,n}|^2$, $|\psi_{2,n}|^2$, and $|\psi_{1,n}|^2 + |\psi_{2,n}|^2$ in the first, the second, and the third columns, respectively. In the fourth and fifth columns, the solid and dashed lines present the purities and the relative proportions of species 1 and 2 at sites ranging from 1 to 39, respectively. The dotted and dot-dashed lines present the purities and the relative proportions of species 1 and 2 at sites ranging from 43 to 81, respectively. They are obtained from Eqs. (12) and (13). In all cases, $\lambda_{1,1} = \lambda_{2,2} = 4$, $\lambda_{1,2} = 0$ in (a)-(e), and $\lambda_{1,2} = 3$ in (f)-(j).

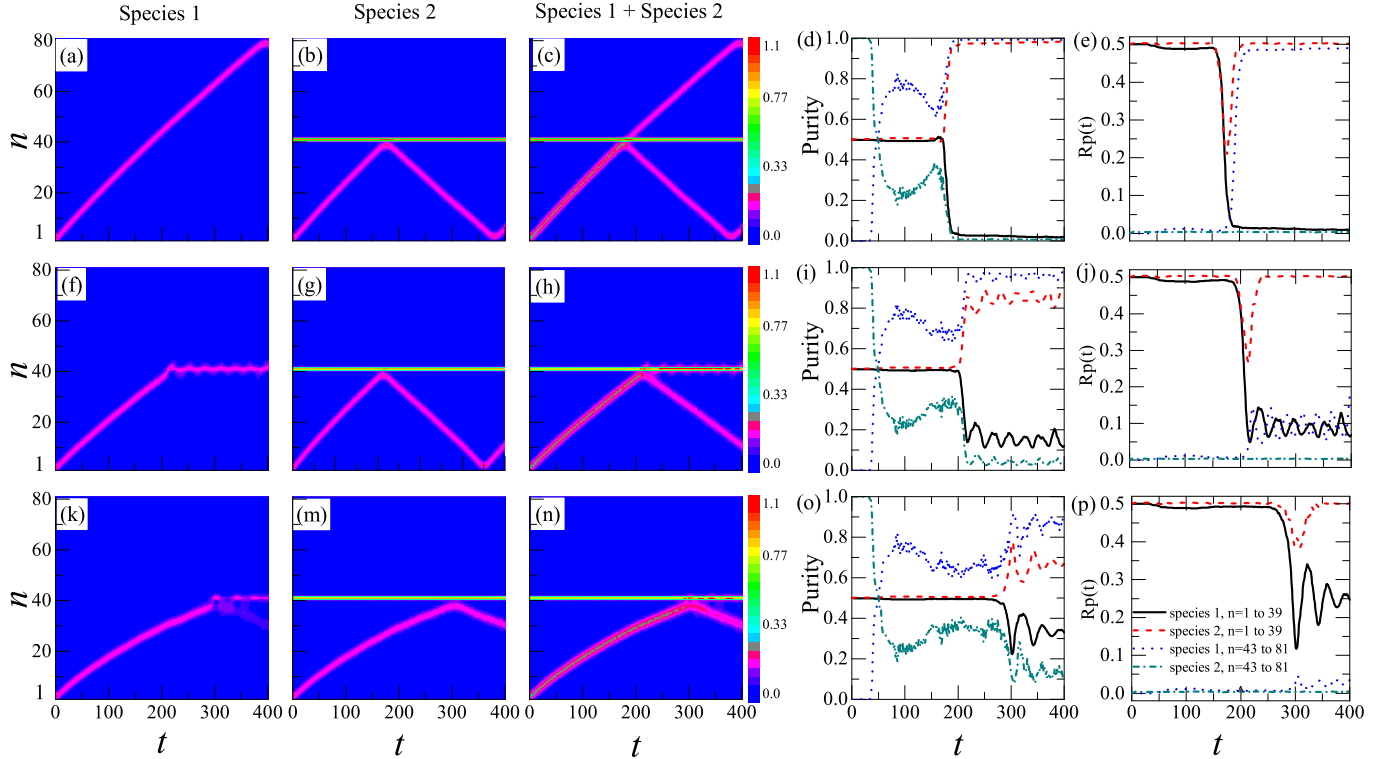


FIG. 3: (Color online) Selective distillation phenomenon of a moving symbiotic soliton in two-species BECs. The initial conditions are presented in Eqs. (15) and (16). The color codes show $|\psi_{1,n}|^2$, $|\psi_{2,n}|^2$, and $|\psi_{1,n}|^2 + |\psi_{2,n}|^2$ in the first, the second, and the third columns, respectively. In the fourth and fifth columns, the solid and dashed lines present the purities and relative proportions of species 1 and 2 at sites ranging from 1 to 39, respectively. The dotted and dot-dashed lines present the purities and the relative proportions of species 1 and 2 at sites ranging from 43 to 81, respectively. They are obtained from Eqs. (12) and (13). In all cases, $\lambda_{1,1} = \lambda_{2,2} = 4$, $\Lambda_{1,2} = 0$ in (a)-(e), $\lambda_{1,2} = 0.2$ in (f)-(j), and $\lambda_{1,2} = 0.35$ in (k)-(p).

Equation(14) presents the chaos, and $A_{j,n}$ and $\theta_{j,n}$ are arbitrary values. Equation (15) presents the DB of species 2.

Using the initial condition and Eqs. (8) and (9) with $\gamma_1 = \gamma_2 = 0$, we simulate numerically the dynamics of two-species BECs, shown in Fig.2 with $\lambda_{1,1} = \lambda_{2,2} = 4$. The color codes show $|\psi_{1,n}|^2$, $|\psi_{2,n}|^2$, and $|\psi_{1,n}|^2 + |\psi_{2,n}|^2$ in the first, the second, and the third columns, respectively. In the fourth and fifth columns, the different lines present the purities and relative proportions for species 1 and 2 at the different sites ranging from 1 to 39 or from 43 to 81, respectively.

In Fig. 2(a)-(e), $\lambda_{1,2} = 0$, which means these two species are independent of each other. If the DB is composed of only species 2, it has effect only on the dynamics of species 2, but not on that of species 1. As shown in Fig. 2(a)-(c), the part composed of species 1 in chaos can transmit through the DB without any hindrance, but the part composed of species 2 in chaos has been blocked by the DB. The change of the purities of the two species is shown in Fig. 2(d). When $t = 0$, their purities at the sites 1 – 39 are 50%, shown with the solid and dashed lines, respectively. At sites 43 – 81, since a small number of atoms of the DB can move to this area, there is only species 2, no species 1, that is, the purities of species 1 and 2 are 0 and 1, respectively, shown with the dotted and dash-dotted lines in Fig. 2(d) at the beginning ($t \sim 0$), respectively. Subsequently, the purities change with time t . After 24 time steps, the chaos extends to the DB, and then a part of species 1 transmits through it. At sites 43 – 81, the purify of species 1 first increases and then approaches the stable value of nearly 100%, but that of species 2 is nearly 0. In other words, species 1 with a high purity is extracted from the chaos at the sites 1 – 39 when $\lambda_{1,2}$ is far smaller than the critical value. We call this phenomenon the distillation of ultracold atomic gas.

To show this distillation phenomenon explicitly, we calculate the relative proportions of species 1 and 2 at the two different areas (one is composed of the sites from 1 to 39 and the other from 43 to 81), shown in Fig. 2(e). When $t = 0$, the relative proportions $Rp_j(t = 0)$ of species 1 and 2 at sites 1 – 39 in the mixture are 50%, shown with the solid and dashed lines, respectively, and their relative proportions at sites 43 – 81 are 0, shown with the dotted and dash-dotted lines, respectively. After 24 time steps, $Rp_2(t)$ at sites 1 – 39 and 43 – 81 are constant, and $Rp_1(t)$ at sites 1 – 39 decrease and that at sites 43 – 81 can increase to 21.6%. That is, at most 21.6% of species 1 can be distilled from the mixture, and $Rp_1(t)$ at sites 43 – 81 (the dotted line) can represent the efficiency of this distillation.

When $\lambda_{1,2} = 3$, one can see that both species 1 and 2 are prevented by the DB and cannot transmit through it, as shown in Fig. 2(f)-(h). In Fig. 2(i), the purity of species 1 and 2 at sites 43 – 81 are also nearly 100% and 0 at last, respectively. However, $Rp_1(t)$ at sites 43 – 81 is about 1%, that is, the number of atoms that transmit through the DB is very small due to the blocking of the

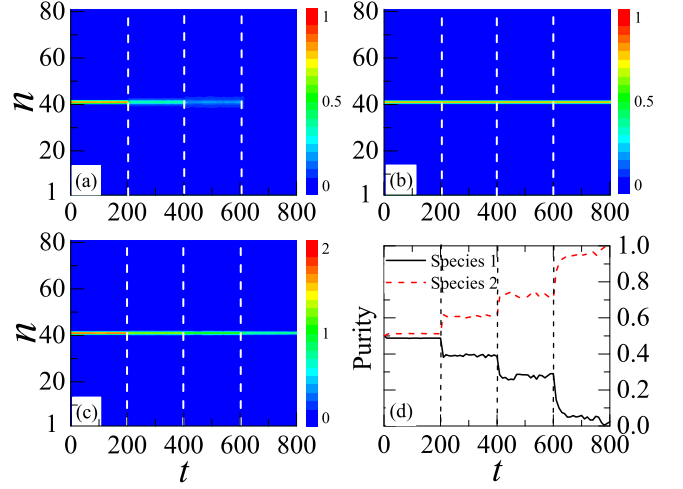


FIG. 4: (Color online) Selective distillation phenomenon of a stable symbiotic DB in two-species BECs. The color codes show $|\psi_{1,n}|^2$ (normalized to 1 at $t = 0$ for species 1), $|\psi_{2,n}|^2$ (normalized to 1 at $t = 0$ for species 1), and $|\psi_{1,n}|^2 + |\psi_{2,n}|^2$ in (a), (b), and (c), respectively. The white dotted lines predict that, at the time $\lambda_{1,2}$ starts to vary. (d) The changing of purities for this two species with time. The solid and dotted lines present the purities of species 1 and 2, respectively. Here, $\lambda_{1,2} = 3, 0.7, 0.3$, and 0 in the ranges from the time steps 0 – 200, 200 – 400, 400 – 600 and 600 – 800, respectively. $\lambda_{1,1} = 0$ and $\lambda_{2,2} = 9$ at all time.

DB, and species 1 is not effectively distilled. Thus, the DB plays a role of inhibitting the transmission of both species 1 and 2 when $\lambda_{1,2}$ is much larger than the critical value.

From the discussion above, one can see that the distillation for the chaos depends strongly on the species of DB and the value of $\lambda_{1,2}$. The former decides which species will be distilled, and the latter can control the efficiency of distillation. Therefore, by adjusting the inter-species interaction $\lambda_{1,2}$, one can make one species transmit through the DB and the other be blocked, and increase the relative proportion of the ultracold atoms in the former. We call this the selective distillation phenomenon for the ultracold atoms in the mixture of two-species BECs.

B. Selective distillation phenomenon in the mixture of symbiotic soliton

Let us assume that a symbiotic soliton of two-species BECs moves to a pure DB composed of species 2 which is represented by Eq. (15). The initial condition for the moving symbiotic soliton reads as

$$\begin{cases} A_{j,1}(t = 0) = A_{j,4}(t = 0) = 0.2, \\ A_{j,2}(t = 0) = A_{j,3}(t = 0) = 0.33. \end{cases} \quad (16)$$

The dynamics of the soliton under DNLSE with three given interspecies interactions $\lambda_{1,2}$ is shown in Fig. 3 with $\gamma_1 = \gamma_2 = 0$ and $\lambda_{1,1} = \lambda_{2,2} = 4$.

In Fig. 3(a)-(e), $\lambda_{1,2} = 0$. When the symbiotic soliton moves to the DB, the part composed of species 1 of this soliton can transmit through the DB without any hindrance, but that of species 2 is reflected by the DB, as shown in Fig. 3(a)-(c). The purities $P(t)$ and the relative proportions $Rp(t)$ of these two species are shown in Fig. 3(d) and (e), respectively. When $t = 0$, $P(t)$ and $Rp(t)$ of the two species in this symbiotic soliton are nearly 50%, as shown in Fig. 3(d)-(e) with the solid and dashed lines, respectively. After 169 time steps, this soliton arrives at the DB and then collides with it. From Fig. 3(c), one can see that the transmitted part is composed of species 1. Accordingly, $P(t)$ and $Rp(t)$ of species 1 at sites 43 – 81 is increased to nearly 100% and 48.8%, shown in Fig. 3(d) and (e) with the dotted lines, respectively. That is, species 1 is distilled from the symbiotic soliton with a high efficiency.

When $\lambda_{1,2} = 0.2$, the dynamics of the symbiotic soliton is shown in 3(f)-(j). Different from Fig. 3(a)-(e), the part composed of species 1 of this symbiotic soliton does not transmit through the DB but mixes with it, and the part composed of species 2 is reflected by the DB, as shown in Fig. 3(f)-(h). Their $P(t)$ and $Rp(t)$ are presented in Fig. 3(i) and (j), respectively. One can find that the purity of species 1 at sites 43 – 81 increases suddenly to a relatively stable value at time $t = 200$. During this time, $Rp(t)$ of species 1 at sites 43 – 81 increases to 10%.

When $\lambda_{1,2} = 0.35$, the dynamics of the symbiotic soliton is shown in Fig. 3(k)-(p). In the part composed of species 1 of this soliton, some is mixed with the DB and the other part is reflected by the DB, as shown in Fig. 3(k). The part composed of species 2 of this soliton is reflected by the DB. Their $P(t)$ and $Rp(t)$ are presented in Fig. 3(o) and (m), respectively. One can find that the purity of the species 1 at sites 43 – 81 is lower than that in Fig. 3(d)-(i), and $Rp_1(t)$ is 2%, shown with dotted lines in Fig. 3(m).

The dynamics of the symbiotic soliton shows that there is also a selective distillation phenomenon in the transport for the moving atoms in two-species BECs with a DB. One can selectively distil one species from the symbiotic soliton and control the purity of the solitons by adjusting the interspecies interaction $\lambda_{1,2}$.

Certainly, there exist some atoms including species 1 and 2 escaping out of the soliton and spreading freely to the DB. Since the DB can prevent the atoms from species 2 but not 1, after 47 time steps, the purities of species 1 and 2 change suddenly, shown in Fig. 3(d), (i), and (o).

V. SELECTIVE DISTILLATION FOR CONTROLLING THE PURITY OF TWO-SPECIES BECS

It may be interesting to control the purify of two-species BECs in open optical lattices with a stable symbiotic DB by using selective distillation (here $\gamma_1 = \gamma_2 = 0.3$). As shown in Sec. III, when $\Lambda_{1,1} = 0$ and $\Lambda_{2,2} > \Lambda_b$, species 1 will decay completely and the DB can be cre-

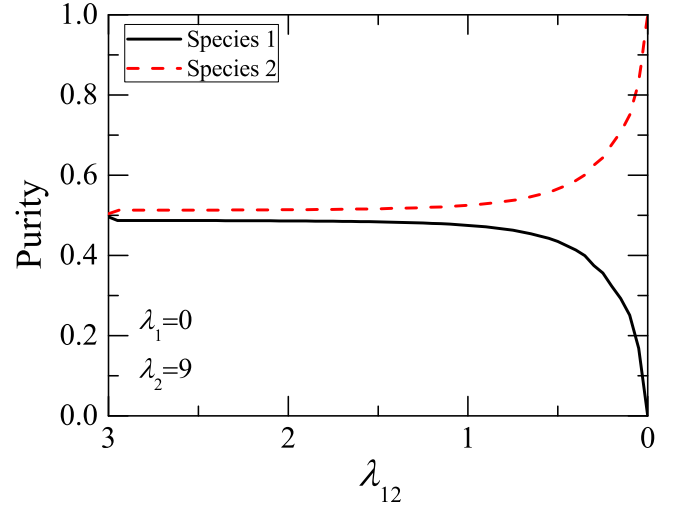


FIG. 5: (Color online) Correspondence relationship between the purity and $\Lambda_{1,2}$. The solid and dotted lines present those of species 1 and 2, respectively. Here $\lambda_{1,1} = 0$ and $\lambda_{2,2} = 9$.

ated in species 2 if $\Lambda_{1,2} = 0$. However, if $\Lambda_{1,2}$ is large, these two species can be co-localized at the same location. That is, $\Lambda_{1,2}$ plays an important role in the dynamics of the mixture, which means that one can control the purity of the mixture of the two-species BECs by manipulating the corresponding interspecies interaction.

Let us assume that this mixture is initially a stable symbiotic DB, where the purities of the two species are 50%, and this mixture locates at the middle site in optical lattices with $M = 81$. It can be described as

$$\begin{cases} A_{j,40}(t=0) = A_{j,42}(t=0) = 0.1667, \\ A_{j,41}(t=0) = (1 - A_{j,40}^2(t=0) - A_{j,42}^2(t=0))^{1/2}, \end{cases} \quad (17)$$

where j ($=1,2$) presents the two different species. By varying $\lambda_{1,2}$ every 200 time steps, the dynamics of the system is shown in Fig. 4. The white dotted lines label the time that $\lambda_{1,2}$ starts to vary. Fig. 4(d) describes the purity change of species 1 and 2.

From Fig. 4(a), one can clearly find that when $0 < t < 200$ and $\lambda_{1,2} = 3$, the density of species 1 is stable. The purities of species 1 and 2 near to be 50%, as shown in the area from $t = 0$ to $t = 200$ in Fig. 4(d). From $t = 200$ to $t = 400$, $\Lambda_{1,2}$ turns to be 0.7. The density of species 1 decreases suddenly to another stable value. Accordingly, the purity of species 1 (2) decreases (increases) suddenly to another stable value, as shown in the area from $t = 200$ to $t = 400$ in Fig. 4(d). Similarly, from $t = 400$ to $t = 600$, $\Lambda_{1,2}$ becomes much smaller to be 0.3. During this time, the density of species 1 continues to decrease, and the purity of species 1 (2) decreases (increases) suddenly to a different stable value, as shown in the area from $t = 400$ to $t = 600$ in Fig. 4(d). At $t = 600$, $\Lambda_{1,2}$ decreases to zero, and species 1 will decay completely. Accordingly, the purity of species 1 decreases to 0, and that of species 2 increases to 100%, as shown in the area from $t = 600$ to $t = 800$ in Fig. 4(d). In the entire

process, species 2 does not change and is always localized, as shown in Fig. 4(b). The sum density of both species 1 and 2 has been presented in Fig. 4(c). It predicts that each $\lambda_{1,2}$ corresponds to a specific purity of this mixture. Consequently, the purities of the two-species BECs mixture can be controlled by adjusting $\lambda_{1,2}$.

We systemically calculate numerically the correspondence relationship between the purity and $\lambda_{1,2}$, shown in Fig. 5. It is obtained in the similar way used in Fig. 4, where $\lambda_{1,2}$ varies a time every 200 time steps. It is obvious that there is a selective distillation phenomenon in the dynamics of a stable symbiotic DB of two-species BECs.

VI. CONCLUSION

We have numerically investigated the formation of DBs in two-species BECs by DNLSEs in open optical lattices, and found that there is a selective distillation phenomenon in the mixture of two-species BECs. The coupling of intra- and interspecies interaction can lead to the

existence of pure single-species DBs and symbiotic DBs (i.e., the two single-species DBs localized together in the same sites), whose formation can be controlled by varying their interactions in the two-species BECs. In this way, one can selectively distil one species from the mixture of two-species BECs, including the mixture of random chaos, that of moving symbiotic solitons, and that of a stable symbiotic DB, and can even control its purity by adjusting the interspecies interaction in optical lattices. Maybe our selective distillation of ultracold atomic gas is useful in quantum information storage and quantum information processing based on multi-species atoms.

Acknowledgments

This work is supported by the National Natural Science Foundation of China under Grant Nos. 11174040, 11475021, 11474026, and 11474027, and the Fundamental Research Funds for the Central Universities under Grant No. 2015KJJCA01.

-
- [1] I. Bloch, *Nat. Phys.* **1**, 23 (2005).
 - [2] O. Morsch and M. Oberthaler, *Rev. Mod. Phys.* **78**, 179 (2006).
 - [3] W. S. Bakr, J. I. Gillen, A. Peng, S. Fölling, and M. Greiner, *Nature (London)* **461**, 74 (2009).
 - [4] J. Simon, W. S. Bakr, R. Ma, M. E. Tai, P. M. Preiss, and M. Greiner, *Nature (London)* **472**, 307 (2011).
 - [5] D. K. Campbell, *Nature (London)* **432**, 455 (2004).
 - [6] D. K. Campbell, S. Flach, and Y. S. Kivshar, *Phys. Today* **57**, 43 (2004).
 - [7] S. Flach and A. V. Gorbach, *Phys. Rep.* **467**, 1 (2008).
 - [8] M. Sato, B. E. Hubbard, and A. J. Sievers, *Rev. Mod. Phys.* **78**, 137 (2006).
 - [9] U. T. Schwarz, L. Q. English, and A. J. Sievers, *Phys. Rev. Lett.* **83**, 223 (1999).
 - [10] M. Sato and A. J. Sievers, *Nature (London)* **432**, 486 (2004).
 - [11] E. Trias, J. J. Mazo, and T. P. Orlando, *Phys. Rev. Lett.* **84**, 741 (2000).
 - [12] A. V. Ustinov, *Chaos* **13**, 716 (2003).
 - [13] H. S. Eisenberg, Y. Silberberg, R. Morandotti, A. R. Boyd, and J. S. Aitchison, *Phys. Rev. Lett.* **81**, 3383 (1998).
 - [14] R. Morandotti, U. Peschel, J. S. Aitchison, H. S. Eisenberg, and Y. Silberberg, *Phys. Rev. Lett.* **83**, 2726 (1999).
 - [15] E. B. Kolomeisky and J. P. Straley, *Phys. Rev. B* **46**, 11749 (1992); E. B. Kolomeisky, T. J. Newman, J. P. Straley, and X. Qi, *Phys. Rev. Lett.* **85**, 1146 (2000).
 - [16] M. G. Clerc, R. G. Elias, and R. G. Rojas, *Philos. Trans. R. Soc. London Ser. B* **369**, 412 (2011).
 - [17] P. C. Matthews and H. Susanto, *Phys. Rev. E* **84**, 066207 (2011).
 - [18] S. Tsuchiya, F. Dalfovo, and L. Pitaevskii, *Phys. Rev. A* **77**, 045601 (2008).
 - [19] M. Larcher, M. Modugno, and F. Dalfovo, *Phys. Rev. A* **83**, 013624 (2011).
 - [20] M. Antezza, F. Dalfovo, L. P. Pitaevskii, and S. Stringari, *Phys. Rev. A* **76**, 043610 (2007).
 - [21] S. Aubry, *Phys. D* **103**, 201 (1997).
 - [22] J. Dornig, J. C. Eilbeck, M. Salerno, and A. C. Scott, *Phys. Rev. Lett.* **93**, 025504 (2004).
 - [23] M. Matuszewski, E. Infeld, B. A. Malomed, and M. Trippenbach, *Phys. Rev. Lett.* **95**, 050403 (2005).
 - [24] H. Sakaguchi and B. A. Malomed, *Phys. Rev. A* **81**, 013624 (2010).
 - [25] N. Boechler, G. Theoharis, S. Job, P. G. Kevrekidis, M. A. Porter, and C. Daraio, *Phys. Rev. Lett.* **104**, 244302 (2010).
 - [26] X. D. Bai and J. K. Xue, *Phys. Rev. E* **86**, 066605 (2012).
 - [27] R. Livi, R. Franzosi, and G. L. Oppo, *Phys. Rev. Lett.* **97**, 060401 (2006).
 - [28] G. S. Ng, H. Hennig, R. Fleischmann, T. Kottos, and T. Geisel, *New J. Phys.* **11**, 073045 (2009).
 - [29] H. Hennig and R. Fleischmann, *Phys. Rev. A* **87**, 033605 (2013).
 - [30] G. Thalhammer, G. Barontini, L. De Sarlo, J. Catani, F. Minardi, and M. Inguscio, *Phys. Rev. Lett.* **100**, 210402 (2008).
 - [31] S. Sugawa, R. Yamazaki, S. Taie, and Y. Takahashi, *Phys. Rev. A* **84**, 011610(R) (2011).
 - [32] T. Fukuhara, S. Sugawa, Y. Takasu, and Y. Takahashi, *Phys. Rev. A* **79**, 021601(R) (2009).
 - [33] Y. J. Lin, K. Jimenez-Garcia, and I. B. Spielman, *Nature (London)* **471**, 83 (2011).
 - [34] B. J. Dabrowska-Wüster, E. A. Ostrovskaya, T. J. Alexander, and Y. S. Kivshar, *Phys. Rev. A* **75**, 023617 (2007).
 - [35] M. A. Hoefer, J. J. Chang, C. Hamner, and P. Engels, *Phys. Rev. A* **84**, 041605(R) (2011).
 - [36] B. A. Malomed, D. J. Kaup, and R. A. Van Gorder, *Phys. Rev. E* **85**, 026604 (2012).

- [37] D. S. Wang, X. H. Hu, J. Hu, and W. M. Liu, Phys. Rev. A **81**, 025604 (2010).
- [38] A. Gubeskys, B. A. Malomed, and I. M. Merhasin, Phys. Rev. A **73**, 023607 (2006).
- [39] S. K. Adhikari and B. A. Malomed, Phys. Rev. A **77**, 023607 (2008).
- [40] S. G. Ali and B. Talukdar, Ann. Phys. **324**, 1194 (2009).
- [41] H. A. Cruz, V. A. Brazhnyi, V. V. Konotop, G. L. Alfimov, and M. Salerno, Phys. Rev. A **76**, 013603 (2007).
- [42] F. K. Abdullaev, A. Gammal, M. Salerno, and L. Tomio, Phys. Rev. A **77**, 023615 (2008).
- [43] Z. Shi, K. J. H. Law, P. G. Kevrekidis, and B. A. Malomed, Phys. Lett. A **372**, 4021 (2008).
- [44] A. I. Yakimenko, K. O. Shchebetovska, S. I. Vilchinskii, and M. Weyrauch, Phys. Rev. A **85**, 053640 (2012).
- [45] V. M. Perez-Garcia and J. B. Beitia, Phys. Rev. A **72**, 033620 (2005).
- [46] J. Ruostekoski and Z. Dutton, Phys. Rev. A **76**, 063607 (2007).
- [47] R. Campbell, G. L. Oppo, and M. Borkowski, Phys. Rev. E **91**, 012909 (2015).
- [48] P. Öhberg and S. Stenholm, Phys. Rev. A **57**, 1272 (1998).
- [49] M. Matuszewski, B. A. Malomed, and M. Trippenbach, Phys. Rev. A **76**, 043826 (2007).
- [50] S. B. Papp, J. M. Pino, and C. E. Wieman, Phys. Rev. Lett. **101**, 040402 (2008).
- [51] S. Ronen, J. L. Bohn, L. E. Halmø, and M. Edwards, Phys. Rev. A **78**, 053613 (2008).
- [52] D. S. Hall, M. R. Matthews, J. R. Ensher, C. E. Wieman, and E. A. Cornell, Phys. Rev. Lett. **81**, 1539 (1998).
- [53] A. Sinatra, P. O. Fedichev, Y. Castin, J. Dalibard, and G. V. Shlyapnikov, Phys. Rev. Lett. **82**, 251 (1999).
- [54] Y. Eto, M. Kunimi, H. Tokita, H. Saito, and T. Hirano, Phys. Rev. A **92**, 013611 (2015).
- [55] A. Trombettoni and A. Smerzi, Phys. Rev. Lett. **86**, 2353 (2001).
- [56] U. Shrestha and J. Ruostekoski, New J. Phys. **14**, 043037 (2012).
- [57] R. Franzosi, R. Livi, G.-L. Oppo, J. Phys. B **40**, 1195 (2007).
- [58] B. Rumpf, Phys. Rev. E **70**, 016609 (2004).
- [59] H. Hennig, J. Dornac, and D. K. Campbell, Phys. Rev. A **82**, 053604 (2010).
- [60] X. D. Bai, Q. Ai, M. Zhang, J. Xiong, G. J. Yang, and F. G. Deng, Ann. Phys. **360**, 679 (2015).