

# Design principles for non-equilibrium self-assembly

Suriyanarayanan Vaikuntanathan

*Department of Chemistry, The University of Chicago, Chicago, IL, 60637*

We consider an important class of self-assembly problems and using the formalism of stochastic thermodynamics, we derive a set of design principles for growing controlled assemblies far from equilibrium. The design principles constrain the set of structures that can be obtained under non-equilibrium conditions. Our central result provides intuition for how equilibrium self-assembly landscapes are modified under finite non-equilibrium drive.

Understanding the principles governing self-assembly and organization in far from equilibrium systems remains one of the central challenges of non-equilibrium statistical mechanics. The fields of colloidal and nanoscale self-assembly have seen dramatic progress in the last few years. Indeed large, complex three dimensional structures have been assembled using new self-assembly techniques [1, 2]. Theoretical and experimental studies have also elucidated the thermodynamic and kinetic mechanisms required to achieve robust self-assembly of target mesoscale structures [1, 3, 4]. Most of these advances, however, are based on an equilibrium thermodynamic framework: the target structure minimizes a thermodynamic free energy [5]. Many important instances of self-assembly and organization in biology, chemistry, and material science occur far from equilibrium [6–13]. Kinetics rather than thermodynamics plays a central role in such processes. The assemblies formed under such non-equilibrium conditions no longer represent a minimum free energy state. In this letter, we show that design principles can be derived for a broad class of driven self-assembly processes. Our central result, Eq. 1 constrains the set of possible structures that can be achieved under a non-equilibrium drive.

Imagine a self-assembly process in which a growing assembling structure assimilates monomer units from a bath (Fig. 1). The interactions amongst the monomers are described by a set of energies  $E^{eq}$ . The ratio of association and dissociation rates is set by a combination of interaction energies and chemical potentials  $\mu$  of monomers in the bath. This generic setup is applicable to many processes. Examples include: growth of crystals from solution by nucleation [9], growth dynamics of cell walls [14], growth of multicomponent assemblies [4] and growth dynamics of biological polymers and filaments [15]. The chemical potential can be tuned to control the growth of the assembly. If the chemical potential is tuned to a value such that the assembly grows at an infinitesimally slow rate, the structure of the assembly and its composition can be specified simply through equilibrium arguments. The compositional fluctuations can be modeled by computing the equilibrium partition function and free energy  $G^{eq}$  appropriate to the set of interaction energies. The kinetics of the process do not play a central role in governing the statistics of an assembly achieved under equi-

librium conditions. For values of the chemical potential more favorable than the coexistence chemical potential, the assembly grows at a non-zero rate. Due to the non-zero growth rate, the structure and composition of the growing assembly might not have sufficient time to relax to values characteristic of the equilibrium partition function. The process of crystal growth via nucleation from a solution offers an illustrative example [9, 16, 17]. Defects are accumulated as the crystal grows at a non-zero rate. The time taken for a defect to anneal increases rapidly with distance from the interface of the growing crystal. Due to the resulting kinetically-trapped states the crystal can assume structures very different from those representative of the equilibrium state [9, 16, 17].

By applying the second law of thermodynamics and the formalism of stochastic thermodynamics, we derive a surprising thermodynamic relation constraining the set of allowed possible structures for a given chemical potential drive,

$$\frac{d\langle N \rangle_t}{dt} \left[ \delta\mu - \frac{D[p_N(\omega) || p_N^{eq}(\omega)]}{N} \right] \geq 0, \quad (1)$$

where  $N$  is the size of the assembly at some instant of time,  $d\langle N \rangle_t/dt$  is the average rate of the growth of the assembly,  $p_N(\omega)$  is probability distribution associated with a configuration  $\omega$  in the growing assembly,  $p_N^{eq}(\omega) \equiv \exp[-(E^{eq}(\omega) - G_N^{eq})/k_B T]$  is the equilibrium probability distribution obtained when the assembly is grown at an infinitesimally slow rate and  $D[p || q] = \int p \ln p/q \geq 0$  is the relative entropy between distributions  $p$  and  $q$ . The relative entropy is a measure of distinguishability between distributions  $p$  and  $q$ . It is zero only when the two distributions are identical and is nonzero otherwise.

An alternative and presumably more practical formulation of the central result is in terms of interaction energies. Imagine that we wish to generate compositions and structures in the growing assembly which are characteristic of a Hamiltonian  $E^{eff}$  different from the Hamiltonian governing the interactions between species  $E^{eq}$ . The central result places a bound on the minimum required excess chemical potential  $\delta\mu$  required to achieve such an assembly,

$$\frac{d\langle N \rangle_t}{dt} \left[ \frac{-G_N + G_N^{eq} + \langle E^{eff} - E^{eq} \rangle_N}{N} + \delta\mu \right] \geq 0. \quad (2)$$

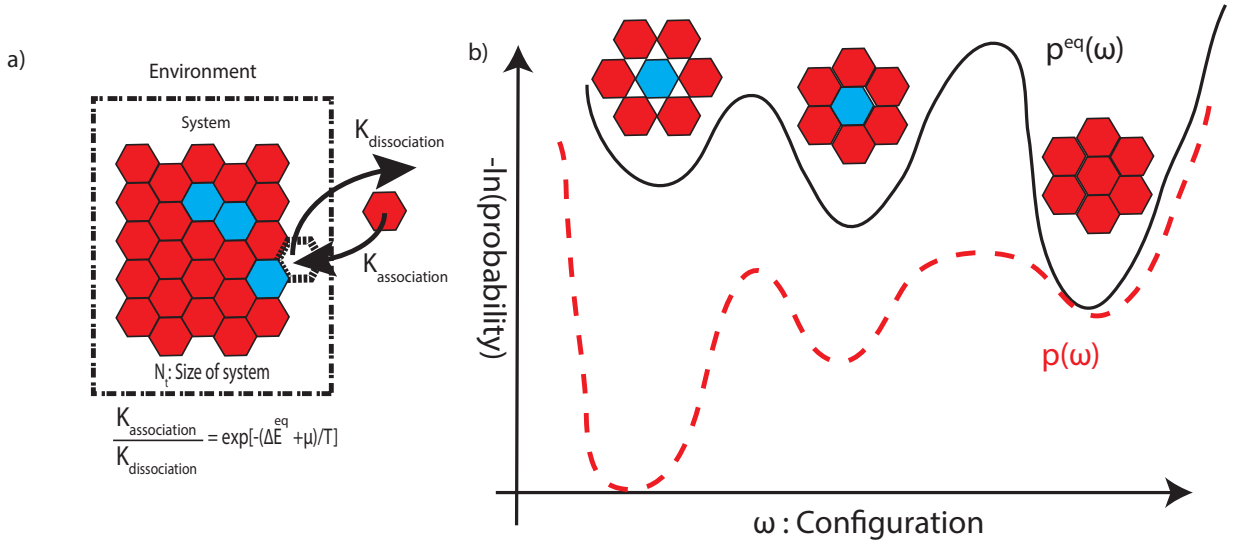


FIG. 1. (a) Schematic of the self-assembly problem considered in the paper. Here  $\Delta E^{eq}$  denotes the change in the energy of the system upon addition of a monomer,  $T$  denotes the temperature of the environment and  $\mu$  denote the chemical potential of monomers in the bath. Keeping with standard kinetic theories, the ratio of association to dissociation rates is set by a combination of the energy change in the system and the chemical potential of the monomers in the bath. (b) The probability of observing structural and compositional fluctuations in the growing assembly,  $p(\omega)$  can be different from the canonical distribution  $p^{eq}(\omega)$  specified by the interaction energies  $E^{eq}$ . Our central result, Eq. 1 constrains the set of compositional fluctuations that can be achieved under a chemical potential drive  $\delta\mu$ .

Here  $G_N$  is the free energy of  $N$  particle system described by the Hamiltonian  $E^{eff}$ . The free energies differences can either be computed directly from simulations or estimated using an analytical framework.

Hence, given a chemical potential drive Eq. 1, Eq. 2 constrain the set of allowed non-equilibrium structures found in the assembly. Alternately, given a target distribution  $p_N(\omega)$  or a target effective Hamiltonian  $E^{eff}$ , the central result sets a bound on the minimum chemical potential driving force required to achieve the assembly.

## THEORY

We now outline the derivation of the central result. This derivation is based on a generalization of the framework introduced in Ref. [15]. We begin by invoking one of the central results of stochastic thermodynamics [15, 18, 19] for a system in contact with a heat bath,

$$\frac{dS}{dt} + \frac{dS_e}{dt} \geq 0 \quad (3)$$

where  $S$  is the entropy of the system and  $S_e$  is the entropy due to energy exchange between the system and environment. Eq. 3 is simply a statement of the second law of thermodynamics.

The growing self assembling structure will be the thermodynamic system for the purposes of this paper. The system is allowed to exchange material and energy with the environment. Let  $P_t(\omega, N)$  denote the probability

distribution associated with the observing a system size  $N$  and a microscopic configuration  $\omega$  at a particular instant of time. The entropy of the system  $S$  is given by

$$S = -k_B \sum_{\omega, N} P_t(\omega, N) \ln P_t(\omega, N) \quad (4)$$

where  $k_B$  is the Boltzmann constant.

To proceed, we decompose the distribution  $P_t(\omega, N)$  as  $P_t(\omega, N) \equiv P_t(N)p_N(\omega)$  where  $P_t(N)$  and  $p_N(\omega)$  are both normalized probability distributions. In performing the decomposition we have assumed that the system has reached a steady state and that distribution of compositional fluctuations for a given system size,  $p_N(\omega)$  is indeed independent of the time  $t$ .

With the decomposition of the probability distribution,  $P_t(\omega, N) = P_t(N)p_N(\omega)$ , we can rewrite the system entropy as

$$S = -k_B \sum_N P_t(N) N \sum_{\omega \in N} \frac{p_N(\omega)}{N} \ln P_t(N) p_N(\omega) \quad (5)$$

$$= -k_B \sum_N P_t(N) \ln P_t(N) + \sum_N P_t(N) N S_{avg} \quad (6)$$

where  $\sum_{\omega \in N}$  denotes a sum over all configurations of the system with a specified size  $N$ , and  $S_{avg} \equiv -\frac{1}{N} \sum_{\omega \in N} p_N(\omega) \ln p_N(\omega)$ . The first term in the above equation grows logarithmically with time and does not contribute to the entropy in comparison with the second which —due to the pre factor  $\langle N \rangle$ —grows linearly with time [15]. We will drop the first term in subsequent

equations. Furthermore,  $S_{avg}$  is an intensive quantity to a good approximation in the limit of large  $N$ . Hence the system entropy can be written as

$$S = k_B \langle N \rangle_t S_{avg} \quad (7)$$

where  $\langle N \rangle_t \equiv \sum_N P_t(N)N$  is the average size of the system at the time  $t$ .

We now associate with the distribution  $p_N(\omega)$  an energy function  $E^{eff}(\omega, N) \sim -k_B T \ln p_N(\omega)$ . We have used the temperature of the environment,  $T$ , in the effective decomposition. This temperature sets the scale of our fictitious energy function. This is simply a statistical defining relation for the energy function (analogous to a potential of mean force). The energy function  $E^{eff}(\omega, N)$  does not control the dynamics of the system. This effective energy function can have a form very different from that of  $E^{eq}$  which specifies interactions between the monomers. At steady state, we expect that the properties of the effective energy function, i.e range and strength of interactions specified, to converge to some time independent values. We also expect the effective energy function to satisfy the scaling form  $E^{eff}(\omega, N) \approx N e^{eff}(\omega)$  for large values of  $N$ .

Using the effective energy decomposition we write

$$p_N(\omega) = \frac{\exp(-E^{eff}(\omega, N)/k_B T)}{\exp(-G_N/k_B T)}, \quad (8)$$

where  $\exp(-G_N/k_B T) \equiv \sum_{\omega \in N} \exp[-E^{eff}(\omega, N)/k_B T]$  is the effective canonical partition function associated with the effective energy function, and the  $G_N$  can be thought of as an effective potential of mean force associated with the same energy function. With these definitions, it can be shown that the system entropy is given by

$$TS = \langle N \rangle_t \frac{-G + \langle E^{eff} \rangle_N}{N}, \quad (9)$$

where  $\langle \dots \rangle_N$  denotes an average over all microscopic configurations given a value of  $N$ .

The change in the entropy of the environment due to the heat absorbed by the system can be similarly written as

$$TS_e = -\langle N \rangle_t \left[ \frac{\sum_{\omega \in N} p_N(\omega) E^{eq}(\omega) + N \mu_{coex} - N \delta \mu}{N} \right] \quad (10)$$

where  $E^{eq}(\omega)$  denotes the energy of a configuration  $\omega$  as specified by the interaction energies. The first term captures the energy supplied by the environment to maintain the steady state composition of the system. The last two terms relate to the energy supplied by the reservoir to maintain a chemical potential  $\mu \equiv \mu_{coex} - \delta \mu$ . The

chemical potential  $\mu_{coex}$  denotes the *coexistence* chemical potential for which the assembly does not grown on average and is at equilibrium with the bath.

Using the thermodynamic relation  $\mu_{coex} = -G_N^{eq}/N$ , the statement of the second law of thermodynamics for stochastic systems, Eq. 3, becomes

$$\frac{d\langle N \rangle_t}{dt} \left[ \frac{-G_N + G_N^{eq} + \langle E^{eff} - E^{eq} \rangle_N}{N} + \delta \mu \right] \equiv \frac{d\langle N \rangle_t}{dt} A \geq 0 \quad (11)$$

Hence, in order to have a growing assembly with a particular distribution of compositional fluctuations  $p_N(\omega)$  we need  $\frac{d\langle N \rangle_t}{dt} > 0$  and  $A \geq 0$ . A closer investigation of the two terms that contribute to  $A$  reveals that the first term is necessarily negative. The proof for this statement is simple once we realize that  $\langle \exp[-(E^{eq} - E^{eff})] \rangle_N = \exp(-(G_N^{eq} - G_N))$ . Using Jensen's inequality, we see that

$$\frac{\langle E^{eq} - E^{eff} \rangle_N - (G_N^{eq} - G_N)}{N} \equiv \langle \epsilon_{diss} \rangle \geq 0 \quad (12)$$

Hence, in order to have a growing assembly with a distribution of compositional fluctuations characteristic of the energy function  $E^{eff}$ , the chemical potential difference  $\delta \mu$  must at least exceed  $\langle \epsilon_{diss} \rangle$ ,

$$\delta \mu \geq \langle \epsilon_{diss} \rangle. \quad (13)$$

A simple algebraic manipulation allows us to rewrite Eq. 13 as Eq. 1.

We have only used the first cumulant of entropy production to derive a bound on the excess chemical potential required to obtain a given target structure. Including higher order cumulants and using the symmetries implied by non-equilibrium steady state fluctuation theorem [20] will lead to improved bounds and design principles. A simplifying feature in the analysis of the first cumulant is that the average entropy production can be expressed as a product of the average growth velocity and an intensive average over statistics of compositional fluctuations (Eq. 11). This decoupling allowed us to derive a bound on the chemical potential drive which is independent of system size. The growth velocity and compositional fluctuations might however be coupled in the higher cumulants. The structure of Eq. 13 is reminiscent of the variational Gibbs-Bogoliubov-Feynman inequality generalized for non equilibrium systems.

We will now illustrate the result on two simple space filling lattice based model systems. In each example, the distribution of compositional fluctuations in the growing assembly is modified when the assembly is grown at a non-zero rate. Our bound acts as a design principle and provides intuition into how the equilibrium landscape of compositional fluctuations is modified under a non-equilibrium drive. We emphasize that while these examples focus on distributions of compositional fluctuations, our central results are valid more generally and also apply to statistics of structural fluctuations. For instance,

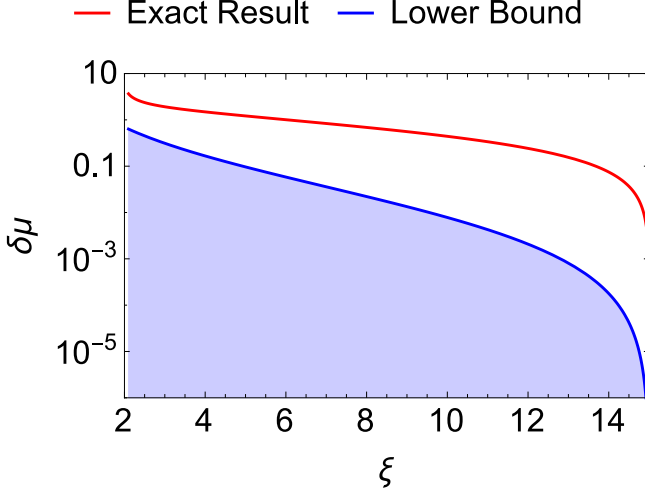


FIG. 2. The lower bound on the chemical potential predicted by the central result Eq. 14 compared with the exact solution for the 1D growing fiber. An equilibrium domain length of  $\xi_0 = 15$  was used for this plot. The blue shaded region represents the region of phase space disallowed by the second law of thermodynamics.

Eq. 13 will be useful in predicting the relative stability of various crystal structures as an assembly is nucleated from solution at a non-zero rate [9]. We choose the lattice based models as examples because they are analytically tractable and serve to illustrate the utility of Eq. 1.

### ONE DIMENSIONAL FIBER DYNAMICS

Our first example is an exactly solved one dimensional assembly problem. We consider growing an one dimensional fiber from a bath containing equal concentrations of two monomer types [21]. The fiber grows on one end by assimilating monomers from the bath. The energy scales of interaction between like states is  $\epsilon_s$  and that between unlike states is  $\epsilon_d$  with interactions between like states having a more favorable energy. A kinetic model for the dynamics of the growing fiber will have rates that depend on the interaction energies, and the concentration  $c$  of monomers in the bath in addition to other parameters. The concentration  $c$  is related to the chemical potential according to the ideal form  $\mu = -k_B T \ln c$ . Following the principle of microscopic reversibility, we require that the ratio between a particular kinetic rate and its time reversed counterpart can be expressed solely in terms of the energies and the concentrations. A particular choice of the rate constant for growth in line with this constraint is  $k_f = k \exp(-\epsilon_i/T)$ , where  $T$  is the temperature of the bath,  $\epsilon_i$  is the interaction energy between the monomer being the added and the monomer at the edge of the fiber, and the constant  $k$  sets the unit of time. The fiber shrinks at a rate  $k_r = k$  in this choice. We will assume

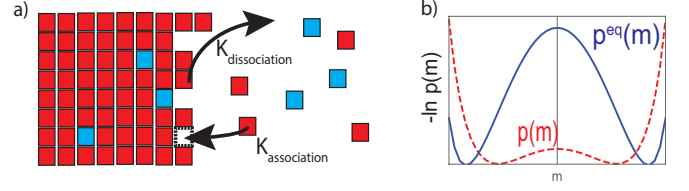


FIG. 3. a) Schematic of the two dimensional assembly process considered in this letter. b) The relative probabilities of observing various compositions is modified due to the non-zero rate of growth. Our central result bounds the set of compositional fluctuations that can be achieved at particular  $\delta\mu$  given the equilibrium landscape  $p^{eq}$ .

that the fiber can change its composition only through relaxation events at the growing interface. Such kinetic constraints are applicable in many self-assembly examples. We note that our results are thermodynamic and do not depend on the choice of the kinetic constraints.

The rate of growth can be tuned by changing the concentration of the monomers in the bath. The coexistence concentration  $c_0$  (or the coexistence chemical potential  $\mu_{coex}$ ) can be worked out by computing the equilibrium free energy of a fiber of length  $N$ . This calculation can be easily performed by utilizing a mapping between compositional fluctuations in the fiber and the spin statistics in a one dimensional Ising model with coupling constant  $J = (\epsilon_s - \epsilon_d)/2$  [21]. We are interested in the compositional fluctuations in the system when it is driven out of equilibrium in a finite rate growth process. Due to finite rate of growth and due to the kinetic constraint that the fiber can relax only at the growing end, defects composed of energetically costly bonds between unlike monomers are not annealed. The growing fiber will possess kinetically trapped structures with an excess of such bonds. Since the system only has two species and is one dimensional, compositional fluctuations in the fiber can be described by the fluctuations in lengths of contiguous domains formed by monomers of one type. Furthermore, the domain statistics are simply described by an exponential distribution [21]. The average length of contiguous domains composed of one monomer type suffices to characterize the distribution.

Our central result provides a bound on the average domain lengths that can be obtained under a non-equilibrium drive. In particular, Eq. 13 implies that given an average domain length  $\xi_0$  for a fiber growing quasi statically, the average domain length in a fiber growing at a finite rate,  $\xi$  satisfies (details in the supplementary material)

$$\exp(\delta\mu) \geq \left(\frac{\xi_0}{\xi}\right) \left(\frac{\xi - 1}{\xi_0 - 1}\right)^{(1-1/\xi)} \quad (14)$$

where the coexistence chemical potential is  $\mu_{coex} = -k_B T \ln c_0$ , and  $\delta\mu \equiv \ln c/c_0$  in an effective chemical

potential driving force. The fiber grows at a finite rate when  $c > c_0$ . The average domain length of the quasi-statically grown fiber,  $\xi_0$  depends only on the interaction energies  $\epsilon_s$  and  $\epsilon_d$ . The bound predicted in Eq. 14 (blue) is compared to the exact prediction in Ref [21] (red) in Fig. 2. The shaded region in Fig. 2 denotes the region of configuration space that is not allowed thermodynamically [22].

### NON-EQUILIBRIUM TWO DIMENSIONAL ISING MODEL

As a second test system, we consider a two dimensional analogue of the fiber growth process described above [23] (Fig. 3 (a)). The lattice has a finite length  $L_y$  along the y axis. The lattice is semi infinite along the x axis. At the beginning of the growth process, the lattice is empty except for a seed of particles at the finite boundary along the x axis. The seed nucleus spans the extent of the lattice along the y direction and is a few layers thick along the x axis. The assembly is again allowed to change its composition only through relaxation events at the growing interface. When the chemical potential is set to the intensive equilibrium free energy of the assembly,  $\mu_{coex} \approx 2\epsilon_s - k_B T \ln 2$ , the assembly doesn't grow on average. The statistics of the compositional fluctuations in the assembly are equivalent to that of an Ising model at coupling constant  $J = \frac{\epsilon_s - \epsilon_d}{2}$ . We will work in regimes where the coupling constant is above the critical coupling constant of the Ising model,  $J > J_c \approx 1/2.26$ . We are interested in the the statistics of compositional fluctuations as growth rate of the assembly is tuned by changing the chemical potential (Fig. 3 (b)). Of particular interest to us is the observation by Whitlam and co-workers that compositional fluctuations reminiscent of a critical point can be observed by tuning the chemical potential [23].

Remarkably, our central results can provide information about the chemical potential driving force required to obtain critical compositional fluctuations. We compute the value of the critical chemical potential driving force from non-equilibrium simulations and identify the location of the critical driving potential using the procedure outlined by Whitlam and co-workers [23]. In this procedure, the variance of compositional fluctuations is computed at various different chemical potential drives. The peak in the variance of compositional fluctuations is identified as a signature of criticality [23] (Fig. 4 (a)).

Assuming that compositional fluctuations in the growing assembly can be described by an Ising magnet with anisotropic coupling constants  $J_x, J_y$ —compositions in the simulations are stretched out along the direction of growth—we used the critical chemical potential  $\delta\mu_c$  obtained from simulations to derive bounds on the allowed set of  $J_x, J_y$ . In this prescription, the energy function  $E^{eff}$  is simply the Ising Hamiltonian with anisotropic

coupling constant  $J_x, J_y$ . The energy function  $E^{eq}$  is the isotropic Ising Hamiltonian with coupling constant  $J$ . For a given  $J$  and a set of test coupling constants  $J_x$ , and  $J_y$ , we computed  $\epsilon_{diss}(J, J_x, J_y) = [\langle E^{eq} - E^{eff} \rangle_N - (G^{eq} - G)] / N$ . This calculation was performed using the exact solution of the two dimensional Ising model [24]. The set of coupling constants  $J_x, J_y$  are thermodynamically accessible provided

$$\delta\mu_c(J) \geq \epsilon_{diss}(J, J_x, J_y) \quad (15)$$

where  $\delta\mu_c(J)$  is the critical chemical potential driving force obtained from non equilibrium simulations.

In Fig. 4 (b) we plot a phase diagram for the two dimensional anisotropic Ising model. The shaded region represents values of the coupling constants for which the Ising magnet is supercritical. We also plot the boundary of allowed coupling constants which saturate the bound in Eq. 15 for various values of  $J$  and the corresponding critical chemical potential  $\delta\mu_c(J)$ . It is clear from the figure that Eq. 15, correctly predicts that critical fluctuations can indeed be accessed when the chemical potential is tuned to  $\delta\mu_c(J)$ . This prediction is a stringent test of our bound and elucidates its non mean field nature. Moreover, for the smaller vales of  $J$  considered in this letter,  $J = 0.65$  and  $J = 0.70$ , our central result provides a reasonably tight bound for the critical chemical potential driving force. Indeed, the boundary of allowed coupling constants predicted by Eq. 15 for  $J = 0.65$  and  $J = 0.70$  is close to the critical boundary specified by  $\sinh(2J_x) \sinh(2J_y) = 1$  [24]. This illustrates the utility of our central relation as a design principle and shows how the bound can be used to obtain meaningful constraints on the set of structures allowed far from equilibrium. Finally, the variational structure of our central result, makes it possible to perform similar calculations for other chemical potential driving forces.

In conclusion, we have used the formalism of stochastic thermodynamics to derive a simple set of design rules for non-equilibrium self-assembly. Given a set of programmed interactions between monomers and structures specified by the energy function  $E^{eq}$ , our central result constrains the set of allowed structures that can be obtained under a non-equilibrium drive. A unique feature of our result is its thermodynamic character: the bound doesn't depend on the details of the kinetic model chosen. We anticipate that this result will find important applications in studies of crystal nucleation [17], self assembly of metal organic frameworks [25], non-equilibrium roughening transitions, and the synthesis of nano crystals using DNA and other biopolymers as building materials. In all these instances, the assembly process can occur far from equilibrium depending on the effective chemical potentials imposed. Our result provides a bound on the chemical potentials under which the desired structures can be robustly obtained even far from equilibrium. It also provides crucial intuition into how the equilibrium

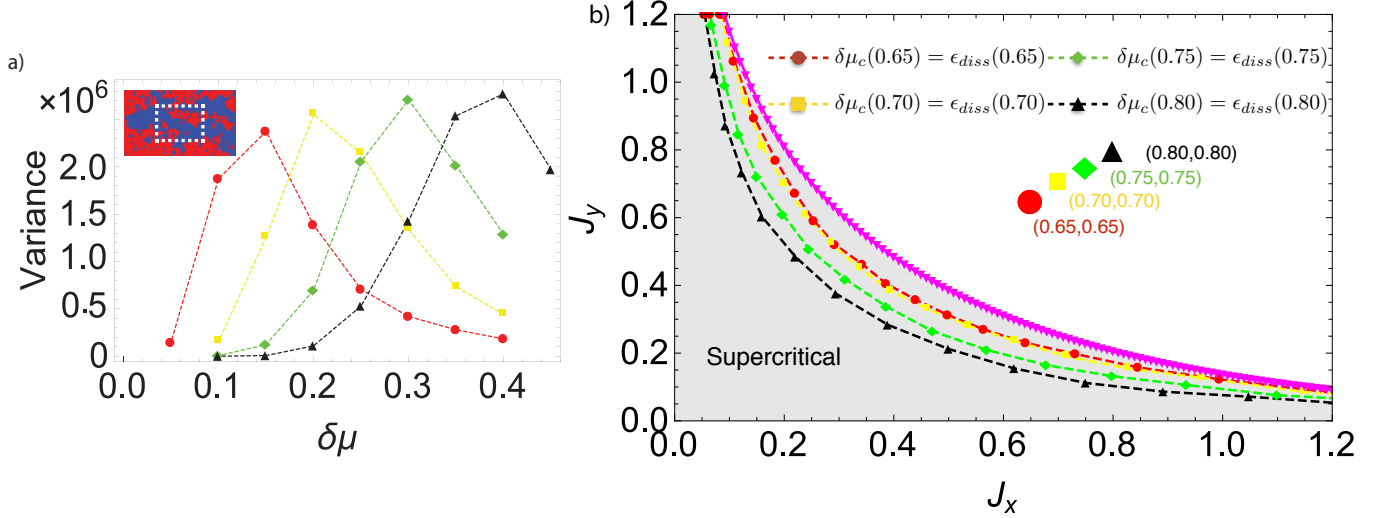


FIG. 4. (a) Fluctuations in the magnetization in a  $80 \times 80$  block (schematic in inset) as a function of  $\delta\mu = \mu - \mu_{coex}$  for various values of  $J = (\epsilon_s - \epsilon_d)/2$ . The compositional fluctuations exhibit a pronounced peak as  $\delta\mu$  is tuned. The critical excess chemical potential,  $\delta\mu_c(J)$  is identified from the peak. (b) Boundary of allowed coupling constants  $J_x$  and  $J_y$  which saturate the bound in Eq. 15 for various values of  $J$  and the corresponding critical chemical potential  $\delta\mu_c(J)$ . The shaded region represents values of the coupling constants for which the Ising magnet is supercritical. The critical boundary specified by  $\sinh(2J_x)\sinh(2J_y) = 1$ . It is clear from the figure that Eq. 15, correctly predicts that critical fluctuations can indeed be accessed when the chemical potential is tuned to  $\delta\mu_c(J)$ .

landscape [3, 5] and the capacity of the system to store structures [26] is modified under non-equilibrium conditions.

### ACKNOWLEDGEMENTS

We gratefully acknowledge useful discussions with Dmitri Talapin and support from the University of Chicago.

- 
- [1] Y. Ke, L. L. Ong, W. M. Shih, and P. Yin, *Science* (New York, N.Y.) **338**, 1177 (2012).
  - [2] M. R. Jones, N. C. Seeman, and C. A. Mirkin, *Science* **347**, 1260901 (2015).
  - [3] A. Reinhardt and D. Frenkel, *Physical Review Letters* **112**, 238103 (2014).
  - [4] L. O. Hedges, R. V. Mannige, and S. Whitlam, *Soft matter* **10**, 6404 (2014).
  - [5] S. Hormoz and M. P. Brenner, *Proceedings of the National Academy of Sciences of the United States of America* **108**, 5193 (2011).
  - [6] S. C. Weber and C. P. Brangwynne, *Cell* **149**, 1188 (2012).
  - [7] S. Mann, *Nature materials* **8**, 781 (2009).
  - [8] S. Whitlam and R. L. Jack, *Annual review of physical chemistry* (2014), 10.1146/annurev-physchem-040214-121215.
  - [9] E. Sanz, C. Valeriani, D. Frenkel, and M. Dijkstra, *Phys. Rev. Lett.* **99**, 055501 (2007).
  - [10] E. Rabani, D. R. Reichman, P. L. Geissler, and L. E. Brus, *Nature* **426**, 271 (2003).
  - [11] T. S. Ursell, J. Nguyen, R. D. Monds, A. Colavin, G. Billings, N. Ouzounov, Z. Gitai, J. W. Shaevitz, and K. C. Huang, *Proceedings of the National Academy of Sciences* **111**, E1025 (2014).
  - [12] A. Levandovsky and R. Zandi, *Phys. Rev. Lett.* **102**, 198102 (2009).
  - [13] M. F. Hagan and D. Chandler, *Biophysical journal* **91**, 42 (2006).
  - [14] H. Jiang, F. Si, W. Margolin, and S. X. Sun, *Biophysical journal* **101**, 327 (2011).
  - [15] D. Andrieux and P. Gaspard, *Proceedings of the National Academy of Sciences of the United States of America* **105**, 9516 (2008).
  - [16] A. J. Kim, R. Scarlett, P. L. Biancaniello, T. Sinno, and J. C. Crocker, *Nature materials* **8**, 52 (2009).
  - [17] S. Auer and D. Frenkel, *Nature* **413**, 711 (2001).
  - [18] M. Esposito and C. Van den Broeck, *Physical Review E* **82**, 011143 (2010).
  - [19] J. Schnakenberg, *Reviews of Modern physics* **48**, 571 (1976).
  - [20] U. Seifert, *Physical Review Letters* **95**, 40602 (2005).
  - [21] S. Whitlam, R. Schulman, and L. Hedges, *Physical Review Letters* **109**, 265506 (2012).
  - [22] We note that our bound is still valid when the kinetic constraints are relaxed. A system without these constraints, however, has many relaxation pathways and is unlikely to have compositions that do not resemble the equilibrium compositions. The design principles specified by our bound are hence not very useful in this limit.
  - [23] S. Whitlam, L. O. Hedges, and J. D. Schmit, *Physical Review Letters* **112**, 155504 (2014).

- [24] M. Kardar, *Statistical Physics of Fields* (Cambridge University Press, 2007).
- [25] A. C.-H. Sue, R. V. Mannige, H. Deng, D. Cao, C. Wang, F. Gndara, J. F. Stoddart, S. Whitemlam, and O. M. Yaghi, Proceedings of the National Academy of Sciences **112**, 5591 (2015), <http://www.pnas.org/content/112/18/5591.full.pdf>.
- [26] A. Murugan, Z. Zeravcic, M. P. Brenner, and S. Leibler, Proceedings of the National Academy of Sciences **112**, 1 (2015).