

# Dynamics of quasifission

A.S. Umar<sup>1,a)</sup>, V.E. Oberacker<sup>1</sup> and C. Simenel<sup>2</sup>

<sup>1</sup>*Department of Physics and Astronomy, Vanderbilt University, Nashville, Tennessee 37235, USA*

<sup>2</sup>*Department of Nuclear Physics, RSPE, Australian National University, Canberra, ACT 0200, Australia*

<sup>a)</sup>Corresponding author: umar@compsci.cas.vanderbilt.edu

**Abstract.** Quasifission is the primary reaction mechanism that limits the formation of superheavy nuclei and consequently an important ingredient for choosing the best target-projectile combinations for the heavy element searches. Quasifission is characterized by nuclear contact-times that are much longer than those found in deep-inelastic reactions, resulting in a substantial mass and charge transfer. In this manuscript we employ the fully microscopic time-dependent Hartree-Fock (TDHF) theory to study quasifission. New results are presented for the  $^{48}\text{Ca}+^{249}\text{Bk}$  system.

## INTRODUCTION

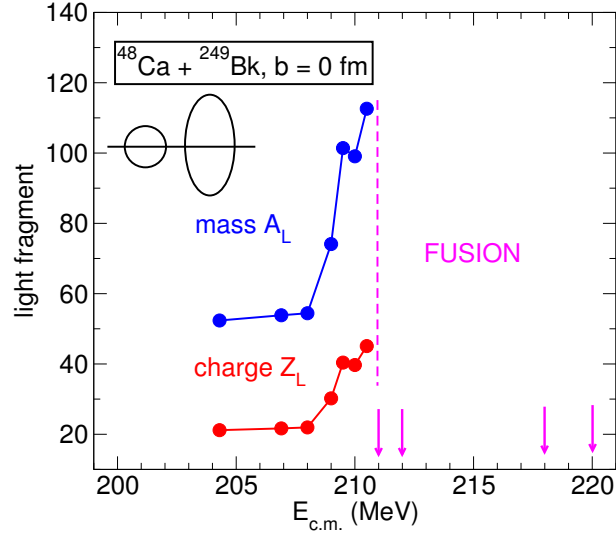
The search for new elements is one of the most challenging research areas of nuclear physics [1, 2]. The discovery of a region of the nuclear chart that can sustain the so called *superheavy elements* (SHE) has lead to intense experimental activity resulting in the discovery of elements with atomic numbers as large as  $Z = 118$ . The experiments to discover these new elements are notoriously difficult, with production cross-sections in pico-barns. Of primary importance for the experimental investigations appear to be the choice of target-projectile combinations that have the highest probability for forming a compound nucleus that results in the production of the desired element. Therefore it is important to understand the details of the reaction dynamics of these systems. For heavy systems leading to superheavy formations, the evaporation residue cross-section is dramatically reduced due to the quasi-fission (QF) and fusion-fission processes thus making the capture cross-section to be essentially the sum of these two cross-sections, with QF occurring at a shorter time-scale but still much longer than those found in deep-inelastic reactions and with a very substantial mass and charge transfer [3].

Within the last few years the time-dependent Hartree-Fock (TDHF) approach [4, 5] has been utilized for studying the dynamics of quasifission [6, 7, 8, 9, 10] and scission dynamics [11, 12, 13]. Particularly, the study of quasifission is showing a great promise to provide insight based on very favorable comparisons with experimental data. Similarly, an extension of TDHF called the density-constrained TDHF [14] (DC-TDHF) have been used to obtain microscopic potential barriers and capture cross-sections for superheavy [15] and lighter systems [16, 17, 18]. In this article we will focus on the TDHF studies of quasifission observables and related quantities.

## RESULTS

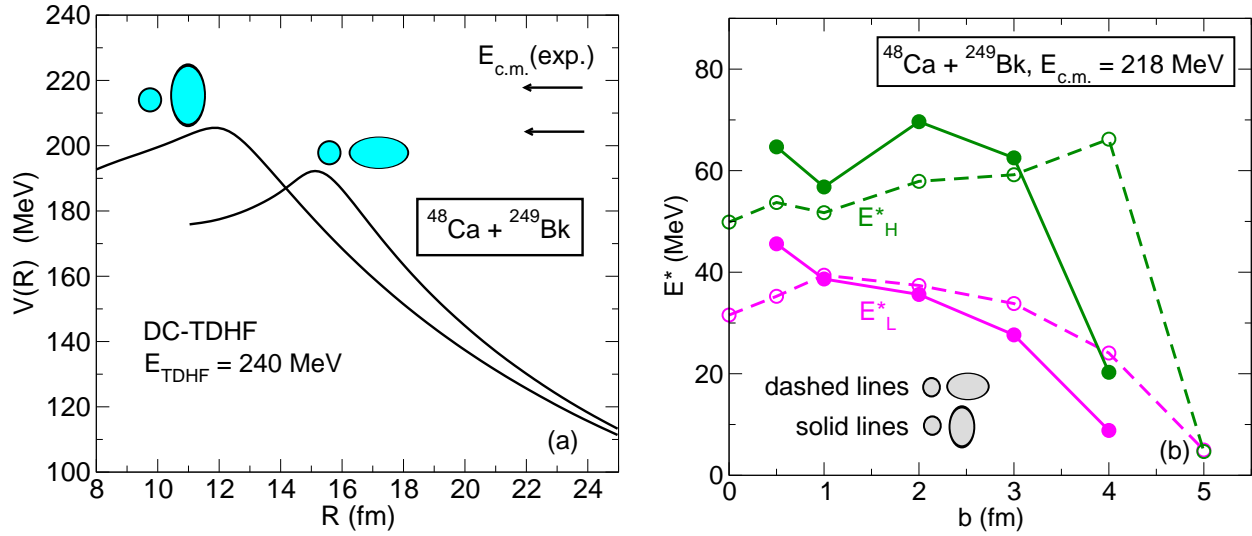
During the past several years it has become feasible to perform TDHF calculations on a three-dimensional (3D) Cartesian grid with no symmetry restrictions and with much more accurate numerical methods [19, 20]. In the present TDHF calculations we use the Skyrme SLy4d energy density functional (EDF) [21] including all of the relevant time-odd terms in the mean-field Hamiltonian. First we generate very accurate static HF wave functions for the two nuclei on the 3D grid. The initial separation of the two nuclei is 30 fm. In the second step, we apply a boost operator to the single-particle wave functions. The time-propagation is carried out using a Taylor series expansion (up to orders 10 – 12) of the unitary mean-field propagator, with a time step  $\Delta t = 0.4$  fm/c. By virtue of long contact-times for quasi-fission and the energy and impact parameter dependence these calculations require extremely long CPU times.

Figure 1 shows the mass and charge of the light fragment as a function of  $E_{c.m.}$  for central collisions of  $^{48}\text{Ca}$  with the side of  $^{249}\text{Bk}$ . For energies below  $E_{c.m.} = 204$  MeV we get quasielastic collisions whereas for energies above



**FIGURE 1.** Mass and charge of the light fragment as a function of  $E_{c.m.}$  for central collisions of  $^{48}\text{Ca}$  with the side of  $^{249}\text{Bk}$ . The purple arrows indicate the energies where fusion has been found in TDHF.

211 MeV we see fusion, which we define arbitrarily as reactions with contact times exceeding 35 zs. Naturally, non-central impact parameters can show quasifission in the range where we see fusion. What we observe is that for central collisions quasifission is limited to a small range of energies  $E_{c.m.} = 209 - 211$  MeV.

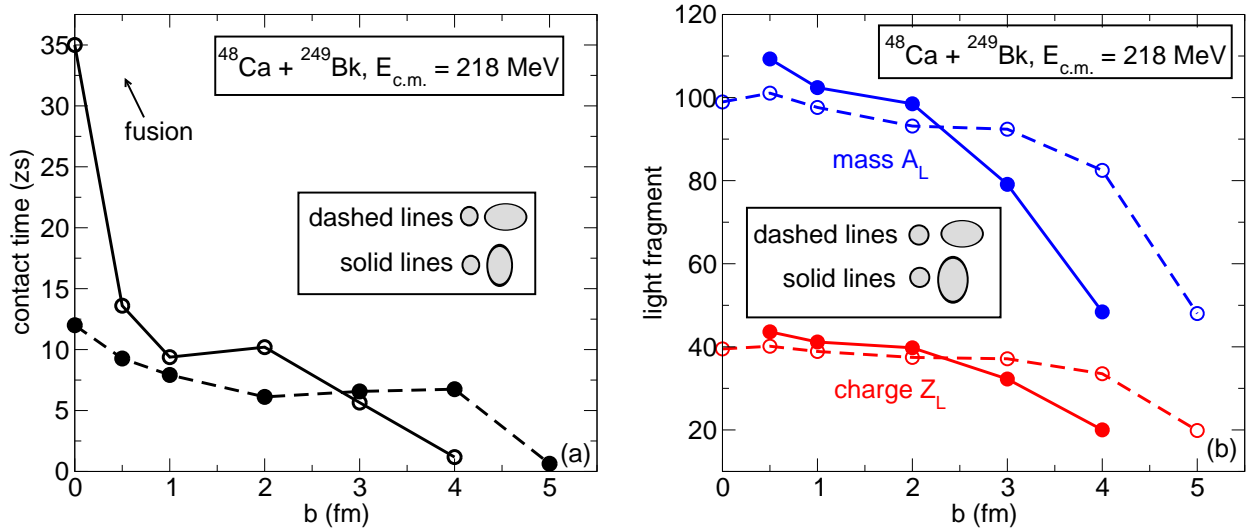


**FIGURE 2.** (a) Nucleus-nucleus potential,  $V(R)$ , for the  $^{48}\text{Ca}+^{249}\text{Bk}$  system obtained from DC-TDHF calculation for selected orientation angles of the  $^{249}\text{Bk}$  nucleus. Also shown are the experimental c.m. energies. (b) Excitation energy,  $E^*$ , of the heavy and light fragments as a function of impact parameter and for two orientations of the  $^{249}\text{Bk}$  nucleus calculated at  $E_{c.m.} = 218$  MeV.

In Fig. 2a we plot the microscopic DC-TDHF potential barriers obtained for the  $^{48}\text{Ca}+^{249}\text{Bk}$  system. The two barriers depict the two extreme orientations of the  $^{249}\text{Bk}$  nucleus. Also, shown are the experimental energies at which this reaction has been studied [22]. As expected the polar or tip orientation of  $^{249}\text{Bk}$  results in a significantly lower barrier. The higher experimental energy is above both barriers but the lower experimental energy is below the barrier for the equatorial or side orientation of  $^{249}\text{Bk}$ . Recently, we have developed an extension to TDHF theory via the use of a density constraint to calculate excitation energy of *each fragment* directly from the TDHF density evolution.

This gives us new information on the repartition of the excitation energy between the heavy and light fragments which is not available in standard TDHF calculations. In Fig. 2b we show the excitation energies of the heavy and light fragments which contain approximately 60 MeV and 40 MeV of excitation energy, respectively, for impact parameters corresponding to quasifission but drop rapidly for deep-inelastic reactions at larger impact parameters.

Figure 3a shows the contact time as a function of impact parameter at the same c.m. energy. We see that the contact times are 8 – 30 zs for impact parameters resulting in quasifission and falls sharply for fragments produced in deep-inelastic collisions. Figure 3b show the mass and charge of the light fragment for the  $^{48}\text{Ca}+^{249}\text{Bk}$  system as a function of impact parameter for the two orientations of the  $^{249}\text{Bk}$  nucleus calculated at the c.m. energy of  $E_{\text{c.m.}} = 218$  MeV. As expected quasifission is identified with large mass and charge transfer, in this case corresponding to the doubling of the charge from 20 to 40 and mass from 48 to 100. It is also interesting to note the atypical value of the contact time at impact parameter  $b = 2$  fm in Fig. 3a in comparison to the neighboring impact parameters. Fig. 3b shows that in this region the light fragment is a neutron rich Zr isotope with  $A \approx 102 - 106$ . The microscopic evolution of the shell structure seems to have a tendency to form a composite with a longer lifetime when the light fragment is in this region. This was also discussed for the case of  $^{40,48}\text{Ca}+^{238}\text{U}$  quasifission study of Ref. [9]. In Ref. [9] this was explained as being due to the presence of strongly bound deformed isotopes of Zr in this region [23, 24].



**FIGURE 3.** (a) Contact time and (b) mass and charge of the light fragment for the  $^{48}\text{Ca}+^{249}\text{Bk}$  system as a function of impact parameter for the two orientations of the  $^{249}\text{Bk}$  nucleus calculated at the c.m. energy of  $E_{\text{c.m.}} = 218$  MeV.

## SUMMARY

We have shown recent quasifission results for the  $^{48}\text{Ca}+^{249}\text{Bk}$  system. Further calculations are underway to obtain a full range of observables including mass-angle distributions and fragment TKE's. Recent TDHF calculations of phenomena related to superheavy element searches show that TDHF can be a valuable tool for elucidating some of the underlying physics for these reactions. As a microscopic theory with no free parameters, where the effective nucleon-nucleon interaction is only fitted to the static properties of a few nuclei, these results are very promising.

## ACKNOWLEDGMENTS

This work has been supported by the U.S. Department of Energy under grant No. DE-FG02-96ER40975 and DE-SC0013847 with Vanderbilt University and by the Australian Research Council Grant No. FT120100760.

## REFERENCES

- [1] S. Hofmann and G. Münzenberg, *Rev. Mod. Phys.* **72**, 733–767 (2000).
- [2] Y. Oganessian, *J. Phys. G* **34**, R165–R242 (2007).
- [3] J. Töke, R. Bock, G. Dai, A. Gobbi, S. Gralla, K. Hildenbrand, J. Kuzminski, W. Müller, A. Olmi, H. Stelzer, B. Back, and S. Bjørnholm, *Nucl. Phys. A* **440**, 327–365 (1985).
- [4] J. W. Negele, *Rev. Mod. Phys.* **54**, 913–1015 (1982).
- [5] C. Simenel, *Eur. Phys. J. A* **48**, p. 152 (2012).
- [6] Cédric Golabek and Cédric Simenel, *Phys. Rev. Lett.* **103**, p. 042701 (2009).
- [7] David J. Kedziora and Cédric Simenel, *Phys. Rev. C* **81**, p. 044613 (2010).
- [8] A. Wakhle, C. Simenel, D. J. Hinde, M. Dasgupta, M. Evers, D. H. Luong, R. du Rietz, and E. Williams, *Phys. Rev. Lett.* **113**, p. 182502 (2014).
- [9] V. E. Oberacker, A. S. Umar, and C. Simenel, *Phys. Rev. C* **90**, p. 054605 (2014).
- [10] K. Hammerton, Z. Kohley, D. J. Hinde, M. Dasgupta, A. Wakhle, E. Williams, V. E. Oberacker, A. S. Umar, I. P. Carter, K. J. Cook, J. Greene, D. Y. Jeung, D. H. Luong, S. D. McNeil, C. S. Palshetkar, D. C. Rafferty, C. Simenel, and K. Stiefel, *Phys. Rev. C* **91**, p. 041602(R) (2015).
- [11] C. Simenel and A. S. Umar, *Phys. Rev. C* **89**, p. 031601 (2014).
- [12] G. Scamps, C. Simenel, and D. Lacroix, *Phys. Rev. C* **92**, p. 011602 (2015).
- [13] P. M. Goddard, P. D. Stevenson, and A. Rios, *arXiv:1504.00919* (2015).
- [14] A. S. Umar and V. E. Oberacker, *Phys. Rev. C* **74**, p. 021601 (2006).
- [15] A. S. Umar, V. E. Oberacker, J. A. Maruhn, and P.-G. Reinhard, *Phys. Rev. C* **81**, p. 064607 (2010).
- [16] V. E. Oberacker, A. S. Umar, J. A. Maruhn, and P.-G. Reinhard, *Phys. Rev. C* **82**, p. 034603 (2010).
- [17] R. Keser, A. S. Umar, and V. E. Oberacker, *Phys. Rev. C* **85**, p. 044606 (2012).
- [18] C. Simenel, R. Keser, A. S. Umar, and V. E. Oberacker, *Phys. Rev. C* **88**, p. 024617 (2013).
- [19] C. Bottcher, M. R. Strayer, A. S. Umar, and P.-G. Reinhard, *Phys. Rev. A* **40**, 4182–4189 (1989).
- [20] J. A. Maruhn, P.-G. Reinhard, P. D. Stevenson, and A. S. Umar, *Comp. Phys. Comm.* **185**, 2195–2216 (2014).
- [21] Ka-Hae Kim, Takaharu Otsuka, and Paul Bonche, *J. Phys. G* **23**, p. 1267 (1997).
- [22] J. Khuyagbaatar, A. Yakushev, C. E. Düllmann, D. Ackermann, L.-L. Andersson, M. Asai, M. Block, R. A. Boll, H. Brand, D. M. Cox, M. Dasgupta, X. Derkx, A. Di Nitto, K. Eberhardt, J. Even, M. Evers, C. Fahlander, U. Forsberg, J. M. Gates, N. Gharibyan, P. Golubev, K. E. Gregorich, J. H. Hamilton, W. Hartmann, R.-D. Herzberg, F. P. Heßberger, D. J. Hinde, J. Hoffmann, R. Hollinger, A. Hübner, E. Jäger, B. Kindler, J. V. Kratz, J. Krier, N. Kurz, M. Laatiaoui, S. Lahiri, R. Lang, B. Lommel, M. Maiti, K. Miernik, S. Minami, A. Mistry, C. Mokry, H. Nitsche, J. P. Omtvedt, G. K. Pang, P. Papadakis, D. Renisch, J. Roberto, D. Rudolph, J. Runke, K. P. Rykaczewski, L. G. Sarmiento, M. Schädel, B. Schausten, A. Semchenkov, D. A. Shaughnessy, P. Steinegger, J. Steiner, E. E. Tereshatov, P. Thörle-Pospiech, K. Tinschert, T. Torres De Heidenreich, N. Trautmann, A. Türlér, J. Uusitalo, D. E. Ward, M. Wegrzecki, N. Wiehl, S. M. Van Cleve, and V. Yakusheva, *Phys. Rev. Lett.* **112**, p. 172501 (2014).
- [23] V. E. Oberacker, A. S. Umar, E. Terán, and A. Blazkiewicz, *Phys. Rev. C* **68**, p. 064302 (2003).
- [24] A. Blazkiewicz, V. E. Oberacker, A. S. Umar, and M. Stoitsov, *Phys. Rev. C* **71**, p. 054321 (2005).