

Satellite Orbits and Relative Motion in Levi-Civita Coordinates

Mayer Humi

Department of Mathematical Sciences

Worcester Polytechnic Institute

100 Institute Road

Worcester, MA 01609

July 28, 2015

Abstract

In this paper we consider satellite trajectories in central force field with quadratic drag using two formalisms. The first using polar coordinates in which the angular momentum plays a dominant role. The second is in Levi-Civita coordinates in which the energy plays a central role. We then unify these two formalisms by introducing polar coordinates in Levi-Civita space and derive a new equation for satellite orbits in which energy and angular momentum are on equal footing and thus characterize the orbit by its two invariants. In the second part of the paper we derive in Levi-Civita coordinates a linearized equation for the relative motion of two satellites whose trajectories are in the same plane. We carry out also a numerical verification of these equations.

1 Introduction

The accurate computation of satellites orbits has been the subject of numerous monographs [1-6] and research papers [7-9] (to name a few). In particular the effect of the Earth oblateness [6,17,18] and drag forces on satellite orbits [10,11,25] were the subject of some recent publications [19-21].

Since satellite orbits in a central force field are in a plane it is natural to use polar representation for the orbit equations. In this formalism the angular momentum of the satellite emerges as a key variable for the derivation of the equations of motion. However in 1920 [6,23] Levi-Civita introduced another two dimensional formalism whose primary objective was to regularize the equations of motion near collision which is advantageous from computational point of view. To this end a coordinate transformation was defined and in the resulting equations of motion, energy emerges as the major quantity. A generalization of Levi-Civita coordinates to three dimensions was made by Kustaanheimo and Steifel (KS-coordinates) [6,24,25]

Related to the problem of satellite trajectory determination is the issue of relative motion of two satellites in orbit and the rendezvous problem.[12-16]. This problem was considered in several settings. In particular the rendezvous problem in the non-central force field of an oblate body was addressed in [18]. However as far as we know this problem was not addressed even in two dimensions using Levi-Civita coordinates which mitigate to some extent the singular nature of these equations.

Our primary objective in this paper is to introduce polar coordinates in Levi-Civita plane and derive a new equation which characterize the motion of a particle in a central force field in terms of its two invariants viz. energy and angular momentum. These invariants appear on equal footings in this equation. Thus this equation might find applications in classical mechanics and in satellite theory, mission planing and control. Our secondary objective in this paper, is to recast in Levi-Civita coordinates the relative motion of two satellites orbiting in the same plane thereby mitigating the singular nature of these equation when these satellites are in close proximity.

Within this framework we consider also the dissipative effects of quadratic drag on the the angular momentum and energy of a satellite and their impact on it orbits. This problem

was addressed in various context by several authors [16,18,19,26,27] in the past.

The plan of the paper is as follows: In Sec 2 we review the general theory for satellite trajectories in a central force field and derive the orbit equation under the action of quadratic drag. Sec 3 provides a short review of Levi-Civita formalism. In Sec 4 we introduce polar coordinates in Levi-Civita plane and derive the orbit equation in these coordinates. In Sec 5 we derive a linearized equation for the relative motion of two satellites in the same plane. Sec 6 carries out some numerical simulations to verify the accuracy of the formulas that were derived in Secs 4, 5. We end up with some conclusions in Sec 7.

2 Angular Momentum Representation of the Orbit

In this paper we consider satellites in a central force field with quadratic drag. The general equation for the orbit of a satellite under these assumptions is

$$\ddot{\mathbf{R}} = -f(R)\mathbf{R} - g(\alpha, R)(\dot{\mathbf{R}} \cdot \dot{\mathbf{R}})^{1/2}\dot{\mathbf{R}}, \quad R = |\mathbf{R}| \quad (2.1)$$

In this equation \mathbf{R} is the radius vector of the satellite from the center of attraction and α is a parameter that lumps together drag constant and the atmospheric density proportionality constants. Differentiation with respect to time is denoted by a dot. We assume that f and g are differentiable on the domain of R under consideration.

Taking the vector product of (2.1) with \mathbf{R} on the left and introducing the angular momentum vector

$$\mathbf{J} = \mathbf{R} \times \dot{\mathbf{R}} \quad (2.2)$$

we obtain

$$\dot{\mathbf{J}} = -g(\alpha, R)(\dot{\mathbf{R}} \cdot \dot{\mathbf{R}})^{1/2}\mathbf{J} \quad (2.3)$$

It follows from this equation that $\dot{\mathbf{J}}$ is always parallel to \mathbf{J} and therefore \mathbf{J} has a fixed direction. As a consequence the motion is in a fixed plane which we take, without loss of generality, to be the $x - y$ plane. Introducing polar coordinates R and θ in this plane the angular momentum vector can be written as

$$\mathbf{J} = R^2\dot{\theta}\mathbf{e}_J \quad (2.4)$$

where \mathbf{e}_J is a unit vector in the direction of \mathbf{J} . Hence (2.3) can be rewritten as

$$\frac{\dot{J}}{J} = -g(\alpha, R)(\dot{\mathbf{R}} \cdot \dot{\mathbf{R}})^{1/2} \quad (2.5)$$

where $J = |\mathbf{J}|$. Substituting this result in (2.1) and dividing by J yields

$$\frac{d}{dt} \left(\frac{\dot{\mathbf{R}}}{J} \right) + \frac{f(R)\mathbf{R}}{J} = 0 \quad (2.6)$$

i.e

$$\dot{\mathbf{R}} = -J \int \frac{f(R)\mathbf{R}}{J} dt \quad (2.7)$$

In polar coordinates (2.1) becomes

$$R\ddot{\theta} + 2\dot{R}\dot{\theta} = -g(\alpha, R)(\dot{R}^2 + R^2\dot{\theta}^2)^{1/2}R\dot{\theta} \quad (2.8)$$

$$\ddot{R} - R\dot{\theta}^2 = -f(R)R - g(\alpha, R)(\dot{R}^2 + R^2\dot{\theta}^2)^{1/2}\dot{R} \quad (2.9)$$

Dividing the first equation by $R\dot{\theta}$ and integrating we obtain

$$J = R^2\dot{\theta} = h \exp \left(- \int g(\alpha, R)(\dot{R}^2 + R^2\dot{\theta}^2)^{1/2} dt \right) \quad (2.10)$$

where h is an integration constant.

Using (2.4) to change the independent variable from t to θ we obtain after some algebra the orbit equation

$$\frac{R''}{R} - 2 \left(\frac{R'}{R} \right)^2 + \frac{f(R)R^4}{J^2(\theta)} = 1 \quad (2.11)$$

where primes denote differentiation with respect to θ

Equation (2.11) is the orbit equation for the motion of the satellite in the "angular momentum representation".

When $f(R)\mathbf{R} = \nabla V$ (2.1) becomes

$$\ddot{\mathbf{R}} = -\nabla V - g(\alpha, R)(\dot{\mathbf{R}} \cdot \dot{\mathbf{R}})^{1/2}\dot{\mathbf{R}} \quad (2.12)$$

Taking the scalar product of this equation by $\dot{\mathbf{R}}$ we obtain

$$(\ddot{\mathbf{R}}, \dot{\mathbf{R}}) = -(\nabla V, \dot{\mathbf{R}}) - g(\alpha, R)(\dot{\mathbf{R}} \cdot \dot{\mathbf{R}})^{3/2}. \quad (2.13)$$

This can be rewritten as

$$\frac{dE}{dt} = -g(\alpha, R)(\dot{\mathbf{R}} \cdot \dot{\mathbf{R}})^{3/2}. \quad (2.14)$$

where E is the particle energy

$$E = V + \frac{(\dot{\mathbf{R}}, \dot{\mathbf{R}})}{2}$$

Eq. (2.14) gives the rate of the particle energy decay due to the dissipative effects of the drag force.

3 Energy Representation of the Orbit

Energy is an invariant which characterize satellite motion when no drag is present. To take advantage of this fact Levi-Civita[] introduced a two dimensional formalism (which was latter generalized to three dimensions[]) in which Energy plays a central role (and has additional advantages when collisions are present).

We present here a short summary of this formalism []

3.1 Levi-Civita formalism

There are in the literature excellent expositions of Levi-Civita formalism [6]. Here we present a short overview of this formalism for completeness.

To begin with introduce a "fictitious time" s which is defined by the relation

$$\frac{d}{ds} = R \frac{d}{dt}. \quad (3.1)$$

It is then easy to see that for $\mathbf{R} = (x, y)$

$$\ddot{\mathbf{R}} = \frac{1}{R^2} \mathbf{R}'' - \frac{1}{R^3} R' \mathbf{R}'. \quad (3.2)$$

where primes denote differentiation with respect to s . Furthermore the velocity v satisfies,

$$v^2 = (\dot{\mathbf{R}}, \dot{\mathbf{R}}) = \frac{1}{R^2} (\mathbf{R}', \mathbf{R}') \quad (3.3)$$

Using (3.2) and (3.3) the equation of motion (2.1) becomes

$$\frac{1}{R^2} \mathbf{R}'' - \frac{1}{R^3} R' \mathbf{R}' = -f(R) \mathbf{R} - \frac{g(\alpha, R)}{R^2} (\mathbf{R}', \mathbf{R}')^{1/2} \mathbf{R}' \quad (3.4)$$

For a particle of unit mass whose equation of motion is (2.1) where $f(R)\mathbf{R} = \nabla V$ and $g(\alpha, R) = 0$ (no drag) the energy E is conserved and

$$E = V + \frac{v^2}{2} = V + \frac{1}{2R^2}(\mathbf{R}', \mathbf{R}'). \quad (3.5)$$

When this particle is in the gravitational field of a point mass M ,

$$f(R) = \frac{\mu}{R^3}, \quad V = -\frac{\mu}{R} \quad (3.6)$$

and

$$E = -\frac{\mu}{R} + \frac{1}{2R^2}(\mathbf{R}', \mathbf{R}'), \quad (3.7)$$

where $\mu = GM$ and G is the gravitational constant. The rate of change in E in this coordinate system can be obtained from (2.14) by a change of variables

$$\frac{dE}{ds} = -\frac{g(\alpha, R)}{R^2}(\mathbf{R}', \mathbf{R}')^{3/2} \quad (3.8)$$

Next define a transformation from the (x, y) coordinate system to a new one (u_1, u_2) (Levi-Civita coordinates) which is defined by the following relations,

$$x = u_1^2 - u_2^2, \quad y = 2u_1u_2. \quad (3.9)$$

(We shall refer to this as the U-plane).

Introducing the scalar product of any two vectors $\mathbf{w}_1, \mathbf{w}_2$ as

$$(\mathbf{w}_1, \mathbf{w}_2) = \mathbf{w}_1^T \mathbf{w}_2,$$

it follows that $R = (\mathbf{u}, \mathbf{u}) = |\mathbf{u}|^2$ where $\mathbf{u} = (u_1, u_2)$. Next we introduce Levi-Civita matrix,

$$L(\mathbf{u}) = \begin{pmatrix} u_1 & -u_2 \\ u_2 & u_1 \end{pmatrix}.$$

Observe that the transpose L^T and the inverse L^{-1} of this matrix satisfy the following relationships

$$L^T(\mathbf{u})L(\mathbf{u}) = R\mathbf{I}, \quad L^{-1}(\mathbf{u}) = \frac{1}{R}L^T(\mathbf{u}) \quad (3.10)$$

where \mathbf{I} is the unit two dimensional matrix. Moreover for any two vectors \mathbf{u}, \mathbf{v} we have the following identities

$$L(\mathbf{u})\mathbf{v} = L(\mathbf{v})\mathbf{u}, \quad (\mathbf{u}, \mathbf{u})L(\mathbf{v})\mathbf{v} + (\mathbf{v}, \mathbf{v})L(\mathbf{u})\mathbf{u} = 2(\mathbf{u}, \mathbf{v})L(\mathbf{u})\mathbf{v} \quad (3.11)$$

and

$$L(\mathbf{u}')' = L(\mathbf{u}') \quad (3.12)$$

It is then easy to see that for \mathbf{R}

$$\mathbf{R} = L(\mathbf{u})\mathbf{u}, \quad \mathbf{R}' = 2L(\mathbf{u})\mathbf{u}', \quad \mathbf{R}'' = 2L(\mathbf{u})\mathbf{u}'' + 2L(\mathbf{u}')\mathbf{u}' = 2L(\mathbf{u})\mathbf{u}'' + 2L(\mathbf{u}')\mathbf{u}' \quad (3.13)$$

To convert (3.4) to an equation in U space we use (3.13) and (3.11) with the vectors \mathbf{u}, \mathbf{u}' .

After some algebra we obtain

$$\mathbf{u}'' - \frac{(\mathbf{u}', \mathbf{u}')}{(\mathbf{u}, \mathbf{u})}\mathbf{u} = \frac{(\mathbf{u}, \mathbf{u})^2}{2} \{-f(R)\mathbf{u} - 4g(\alpha, R)(\mathbf{u}, \mathbf{u})^{-3/2}(\mathbf{u}', \mathbf{u}')^{1/2}\mathbf{u}'\} \quad (3.14)$$

where R has to be replaced by (\mathbf{u}, \mathbf{u}) . When $f(R)$ is given by (3.6) this equation becomes

$$\mathbf{u}'' + \frac{1}{2} \frac{\mu - 2(\mathbf{u}', \mathbf{u}')}{(\mathbf{u}, \mathbf{u})}\mathbf{u} = -2g(\alpha, R)(\mathbf{u}, \mathbf{u})^{1/2}(\mathbf{u}', \mathbf{u}')^{1/2}\mathbf{u}' \quad (3.15)$$

When no drag forces are present the particle energy eq. (3.7) becomes

$$E = -\frac{\mu - 2(\mathbf{u}', \mathbf{u}')}{(\mathbf{u}, \mathbf{u})}. \quad (3.16)$$

Using this expression for E in (3.15) we have

$$\mathbf{u}'' - \frac{1}{2}E\mathbf{u} = -2g(\alpha, R)(\mathbf{u}, \mathbf{u})^{1/2}(\mathbf{u}', \mathbf{u}')^{1/2}\mathbf{u}'. \quad (3.17)$$

However observe that due to the dissipative nature of the drag force, E is not constant under the present settings.

4 Polar Representation of the Orbit Equation

Polar coordinates representation of satellite orbit equations in the $x - y$ plane offers several advantages over their Cartesian counterparts. Motivated by this observation we develop in this section a representation of (3.15) using polar coordinates using Levi-Civita coordinates.

4.1 Polar geometry in the U-plane

We introduce polar coordinates (u, ϕ) in the U-plane in a manner similar to polar coordinates in the $x - y$ plane.

$$u = (\mathbf{u}, \mathbf{u})^{1/2}, \quad \phi = \tan^{-1} \frac{u_2}{u_1}. \quad (4.1)$$

The relationship between these variables and (R, θ) is given by

$$R = (\mathbf{u}, \mathbf{u}) = u^2, \quad \theta = 2\phi. \quad (4.2)$$

Furthermore in parallel to the definitions of the radial and tangential unit vectors in $x - y$ plane

$$\mathbf{e}_r = (\cos \theta, \sin \theta), \quad \mathbf{e}_\theta = (-\sin \theta, \cos \theta), \quad (4.3)$$

we define in the U-plane

$$\mathbf{e}_u = (\cos \phi, \sin \phi), \quad \mathbf{e}_\phi = (-\sin \phi, \cos \phi). \quad (4.4)$$

Using (4.2) we find that

$$\mathbf{e}_r = \cos \phi \mathbf{e}_u + \sin \phi \mathbf{e}_\phi, \quad \mathbf{e}_\theta = -\sin \phi \mathbf{e}_u + \cos \phi \mathbf{e}_\phi. \quad (4.5)$$

Since $\mathbf{u} = u\mathbf{e}_u$ we have the following formulas for the derivatives of \mathbf{u} ,

$$\mathbf{u}' = u'\mathbf{e}_u + u\phi'\mathbf{e}_\phi, \quad \mathbf{u}'' = (u'' - u(\phi')^2)\mathbf{e}_u + (u\phi'' + 2u'\phi')\mathbf{e}_\phi. \quad (4.6)$$

4.2 Derivation of the New Orbit Equation

Using (4.6) the orbit equation (3.14) becomes

$$\begin{aligned} & [u'' - u(\phi')^2]\mathbf{e}_u + [u\phi'' + 2u'\phi']\mathbf{e}_\phi - \frac{(\mathbf{u}', \mathbf{u}')}{u}\mathbf{e}_u = \\ & \frac{(\mathbf{u}, \mathbf{u})^2}{2} \left\{ -f(R)u\mathbf{e}_u - 4g(\alpha, R)(\mathbf{u}, \mathbf{u})^{-3/2}(\mathbf{u}', \mathbf{u}')^{1/2}[u'\mathbf{e}_u + u\phi'\mathbf{e}_\phi] \right\} \end{aligned} \quad (4.7)$$

This yields the following two equations for the tangential and radial components

$$u\phi'' + 2u'\phi' = -2g(\alpha, R)u^2(\mathbf{u}', \mathbf{u}')^{1/2}\phi', \quad (4.8)$$

$$u'' - u(\phi')^2 - \frac{(\mathbf{u}', \mathbf{u}')}{u} = -\frac{f(R)u^5}{2} - 2g(\alpha, R)u(\mathbf{u}', \mathbf{u}')^{1/2}u', \quad (4.9)$$

where

$$(\mathbf{u}', \mathbf{u}') = (u')^2 + u^2(\phi')^2.$$

Multiplying (4.8) by u , dividing by $u^2\phi'$ and integrating we obtain

$$L = u^2\phi' = h_1 \exp\left(-2 \int g(\alpha, u)u(\mathbf{u}', \mathbf{u}')^{1/2} ds\right). \quad (4.10)$$

Hence

$$\frac{d}{ds} = \frac{L}{u^2} \frac{d}{d\phi} \quad (4.11)$$

We note that L defined in (4.10) is equal to the angular momentum J up to a constant. In fact using (4.2) we have

$$L = u^2\phi' = u^2R \frac{d\phi}{dt} = \frac{R^2\dot{\theta}}{2}$$

Using(4.11) to change the variable from s to ϕ in (4.9) we obtain after a long algebra the following orbit equation,

$$\frac{1}{u} \frac{d^2u}{d\phi^2} - \frac{2}{u^2} \left(\frac{du}{d\phi}\right)^2 - \frac{u^2(\mathbf{u}', \mathbf{u}')^{1/2}}{L^2} = 1 - \frac{f(u)u^8}{2L^2}. \quad (4.12)$$

When $f(R)$ is given by (3.6) this becomes

$$\frac{1}{u} \frac{d^2u}{d\phi^2} - \frac{2}{u^2} \left(\frac{du}{d\phi}\right)^2 + \frac{u^2[\mu - 2(\mathbf{u}', \mathbf{u}')^{1/2}]}{2L^2} = 1 \quad (4.13)$$

Using (3.15) this equation becomes

$$\frac{1}{u} \frac{d^2u}{d\phi^2} - \frac{2}{u^2} \left(\frac{du}{d\phi}\right)^2 - \frac{Eu^4}{2L^2} = 1 \quad (4.14)$$

When there are no drag forces E, L are constants and eq. (4.14) may be referred to as the "Energy Angular Momentum" orbit equation in Levi-Civita coordinates. In absence of dissipative forces this equation characterize the orbit by its generic invariants.

5 Relative motion of Satellites

In this section we derive the equations for the relative motion of two satellites in orbit in a central force field.

5.1 Linearized Equations in Physical Space

If the positions of the two satellites are denoted by $\mathbf{R}_1, \mathbf{R}_2$ then their respective equations of motion in a (conservative) central force field are

$$\ddot{\mathbf{R}}_1 = -\nabla V(\mathbf{R}_1), \quad \ddot{\mathbf{R}}_2 = -\nabla V(\mathbf{R}_2) \quad (5.1)$$

where the dots represent differentiation with respect to time. The relative position of the second satellite with respect to the first is $\mathbf{w} = \mathbf{R}_2 - \mathbf{R}_1$. This leads to the equation

$$\ddot{R}_1 + \ddot{\mathbf{w}} = -\nabla V(\mathbf{R}_2). \quad (5.2)$$

Using (5.1) this can be rewritten as

$$\ddot{\mathbf{w}} = \nabla V(\mathbf{R}_1) - \nabla V(\mathbf{R}_2). \quad (5.3)$$

Assuming that $|\mathbf{w}| \ll R_1$ we can approximate

$$\nabla V(\mathbf{R}_1) - \nabla V(\mathbf{R}_2) = \nabla [V(\mathbf{R}_1) - V(\mathbf{R}_1 + \mathbf{w})]$$

by a first order Taylor polynomial in \mathbf{w} . This leads to the following linear relative motion of the second satellite with respect to first in the inertial coordinate system attached to the central body center,

$$\ddot{\mathbf{w}} = -\nabla(\nabla V(R_1) \cdot \mathbf{w}) \quad (5.4)$$

In particular if the motion is around a spherical body where V is given by (3.6) we have

$$\ddot{\mathbf{w}} = -\frac{\mu}{R_1^3} \mathbf{w} + \frac{3\mu(\mathbf{R}_1 \cdot \mathbf{w})}{R_1^5} \mathbf{R}_1 = \mathbf{F}. \quad (5.5)$$

In a coordinate system rotating with the first satellite the relative-motion equation (5.4) becomes [21]

$$\ddot{\mathbf{w}} + 2\boldsymbol{\Omega} \times \dot{\mathbf{w}} + \boldsymbol{\Omega} \times (\boldsymbol{\Omega} \times \mathbf{w}) + \dot{\boldsymbol{\Omega}} \times \mathbf{w} = \mathbf{F}. \quad (5.6)$$

where $\boldsymbol{\Omega}$ is the orbital angular velocity of the first satellite. The reduction of this formula to a system of ordinary differential equations for the motion of two satellites around an oblate body was carried in [18].

We now consider this equation in the special case where the two satellites are in the same $x - y$ plane. In this case

$$\boldsymbol{\Omega} = (0, 0, \dot{\theta}), \quad \mathbf{w} = (w_1, w_2, 0). \quad (5.7)$$

We have

$$\boldsymbol{\Omega} \times \dot{\mathbf{w}} = \dot{\theta}(-\dot{w}_2, \dot{w}_1, 0)^T, \quad \boldsymbol{\Omega} \times (\boldsymbol{\Omega} \times \mathbf{w}) = -\dot{\theta}^2(w_1, w_2, 0)^T, \quad \dot{\boldsymbol{\Omega}} \times \mathbf{w} = \ddot{\theta}(-w_2, w_1, 0)^T$$

(In the following we suppress the third component of the vectors).

5.2 Relative Equation of Motion in Levi-Civita Coordinates

We now introduce Levi-Civita transformation

$$w_1 = v_1^2 - v_2^2, \quad w_2 = 2v_1v_2, \quad r^2 = w_1^2 + w_2^2 = (\mathbf{v}, \mathbf{v})^2, \quad \frac{d}{ds} = r \frac{d}{dt}. \quad (5.8)$$

Due to the appearance of the vector $(-w_2, w_1)$ in the equation of motion (5.6) we introduce

$$\bar{L}(\mathbf{u}) = \begin{pmatrix} -u_2 & -u_1 \\ u_1 & -u_2 \end{pmatrix}.$$

We then have

$$\bar{L}(\mathbf{u})\mathbf{u} = (-u_2, u_1)^T. \quad (5.9)$$

The matrix $\bar{L}(\mathbf{u})$ has the following properties

$$\bar{L}(\mathbf{u})^T \bar{L}(\mathbf{u}) = (\mathbf{u}, \mathbf{u})I, \quad L(\mathbf{u})^T \bar{L}(\mathbf{u}) = (\mathbf{u}, \mathbf{u})\Gamma, \quad L^{-1}(\mathbf{u})^T \bar{L}(\mathbf{u}) = \frac{1}{(\mathbf{u}, \mathbf{u})} L(\mathbf{u})^T \bar{L}(\mathbf{u}) = \Gamma, \quad (5.10)$$

where

$$\Gamma = \begin{pmatrix} 0 & -1 \\ 1 & 0 \end{pmatrix}.$$

Observe also that

$$\begin{pmatrix} -w'_2 \\ w'_1 \end{pmatrix} = 2\bar{L}(v)\mathbf{v}'.$$

After some algebra similar to the the one in Sec 4 we obtain the following representation of eq. (5.6)

$$\mathbf{v}'' - \left[\frac{(\mathbf{v}', \mathbf{v}')}{(\mathbf{v}, \mathbf{v})} + \frac{r^2 \dot{\theta}^2}{2} \right] \mathbf{v} + 2r \dot{\theta} \Gamma \mathbf{v}' + \frac{r^2 \ddot{\theta}}{2} \Gamma \mathbf{v} = \frac{r^2 L^T(v) \mathbf{F}}{2}. \quad (5.11)$$

Using

$$\dot{\theta} = \frac{\theta'}{r}, \quad \ddot{\theta} = \frac{1}{r^2} \left[\theta'' - \frac{2}{r} (\mathbf{v}, \mathbf{v}') \theta' \right].$$

eq (5.11) becomes

$$\mathbf{v}'' - \left\{ \frac{(\mathbf{v}', \mathbf{v}')}{(\mathbf{v}, \mathbf{v})} + \frac{(\theta')^2}{2} - \frac{1}{2} \left[\theta'' - \frac{2(\mathbf{v}, \mathbf{v}')}{(\mathbf{v}, \mathbf{v})} \theta' \right] \Gamma \right\} \mathbf{v} + 2(\theta') \Gamma \mathbf{v}' = r^2 \frac{L^T(v) \mathbf{F}}{2}. \quad (5.12)$$

In particular when \mathbf{F} is given by (5.5) the right hand side of this equation becomes

$$r^2 \frac{L^T(\mathbf{v}) \mathbf{F}}{2} = -\frac{\mu r^3}{2R_1^3} \mathbf{v} + \frac{3\mu r^2}{2R_1^5} (\mathbf{R}_1 \cdot \mathbf{w}) L^T(\mathbf{v}) \mathbf{R}_1$$

6 Numerical Verification

6.1 Motion of a Satellite in an Exponential Atmosphere

A common model for the earth atmosphere density ρ with height is

$$\rho = C_1 \exp\left(\frac{R_0 - R}{H}\right) \quad (6.1)$$

where C_1 , R_0 , H are constants. For this atmospheric model

$$g(\alpha, R) = \alpha \exp\left(\frac{R_0 - R}{H}\right) = \alpha \exp\left(\frac{u_0^2 - u^2}{H}\right) \quad (6.2)$$

where the constant C_1 was lumped with the drag coefficient α . Eq. (3.8) for the energy becomes

$$\frac{dE}{ds} = -\frac{8\alpha}{u} (\mathbf{u}' \cdot \mathbf{u}')^{3/2} \exp\left(\frac{u_0^2 - u^2}{H}\right). \quad (6.3)$$

Similarly for L we have

$$\frac{1}{L} \frac{dL}{ds} = -2\alpha u (\mathbf{u}' \cdot \mathbf{u}')^{1/2} \exp\left(\frac{u_0^2 - u^2}{H}\right). \quad (6.4)$$

Using (4.11) to change variables from s to ϕ in (6.3), (6.4) yields,

$$\frac{dE}{d\phi} = -\frac{8\alpha L^2}{u^5} \left(\frac{d\mathbf{u}}{d\phi}, \frac{d\mathbf{u}}{d\phi} \right)^{3/2} \exp\left(\frac{u_0^2 - u^2}{H}\right) \quad (6.5)$$

$$\frac{dL}{d\phi} = -2\alpha u L \left(\frac{d\mathbf{u}}{d\phi}, \frac{d\mathbf{u}}{d\phi} \right)^{1/2} \exp\left(\frac{u_0^2 - u^2}{H}\right) \quad (6.6)$$

The system of equations (4.14),(6.5),(6.6) comprise of four equation in four unknowns and can be solved by numerical methods. Fig 1 is a plot of the solution of this system with $R_0 = 7000km$, $\dot{\theta}_0 = \sqrt{\frac{\mu}{R_0^3}}$ (initial circular orbit), $\alpha = 3.10^{-10}$, $H = 88.667$ and step error of 10^{-12} . On the same figure we plotted also the numerical solution of the system (2.8)-(2.9) with the same parameters. We note that these curve are almost indistinguishable. Fig 2 displays the difference between these curves which over ten periods remains less than $0.75m$. This difference is most probably due to the cumulative error in the numerical integration.

To verify numerically the formula for the relative motion of satellites which was derived in the previous section we considered two satellites in circular orbit whose position at time $t = 0$ (in polar coordinates) is $(R_1, 0)$ and $(R_2, 0)$ with $R_1 = 7000km$ and $R_2 = 6999km$. The angular velocities of these satellites respectively are

$$\omega_i = \dot{\theta}_i = \sqrt{\frac{\mu}{R_i^3}}, \quad i = 1, 2$$

Hence their distance d at time t satisfies

$$d^2 = R_1^2 + R_2^2 - 2R_1R_2 \cos(\omega_1 - \omega_2)t$$

Fig 3 is a plot of the difference between this analytical expression for the distance and the numerical value obtained from the linearized formula (5.11) as a function of time.

7 Conclusion

In the first part of the paper we developed a new representation for the orbit equation of a satellite in terms of it natural invariants. In the second part a formula was derived for the relative motion of two satellites moving in the same plane. This formula can be generalized to the case where drag effects have to be taken into account and the orbits of the satellites are not in the same plane (using KS-formalism).

References

- [1] Lawden, D.F., Optimal Trajectories for Space Navigation, Butterworths, London, England, 1963
- [2] King-Hele, D., Satellite Orbits in an Atmosphere, London, Blackie, 1987.
- [3] Prussing, J.E., and Conway, B.A., Orbital Mechanics, Oxford University Press, New-York, pp. 139-169, 1993.
- [4] Vallado, D.A., Fundamentals of Astrodynamics and Application, Chapters 2, 10 and 11, McGraw-Hill, 1997.
- [5] King-Hele, D., and Merson, R.H., Satellite Orbits in Theory and Practice, Journal of the British Interplanetary Society, Vol 16, No.8, pp.446-471, 1958.
- [6] Stiefel EL, Scheifele G. Linear and Regular Celestial Mechanics. Springer-Verlag, Berlin, Germany 1971.
- [7] Kechichian, J.A., Motion in General Elliptic Orbit with Respect to a Dragging and Precessing Coordinate Frame, Journal of the Astronautical Sciences, Vol. 46, No 1, pp. 25-45, 1998.
- [8] Gim, D.W., and K.T., State Transition Matrix of Relative Motion for the Perturbed Non-cicular Reference Orbit, Journal of Guidance, Control, and Dynamics, Vol. 26, No. 6, pp. 956-971, 2003.
- [9] Junkins, J.L. and Turner, J.D., "On the Analogy Between Orbital Dynamics and Rigid Body Dynamics", *Journal of the Astronautical Sciences* Vol 27, No 4, 1979, pp.345-358.
- [10] M. Humi and T. Carter - The Two-Body Problem for Relatively High Tangential Speeds and Quadratic Drag, AIAA J. Guidance Control and Dynamics Vol 30 No.1 pp.248-251 (2007) doi: 10.2514/1.21446

- [11] T. Carter and M. Humi - The Two-Body Problem with Drag and High Tangential Speeds, *AIAA J. Guidance and Control and Dynamics*, Vol 31, No. 3, pp. 641-646, (2008) doi:10.2514/1.31482
- [12] Clohessy, W.H., and Wiltshire, R.S., Terminal Guidance system for Satellite Rendezvous, *Journal of the Aerospace Sciences*, Vol. 27, pp.653-658, 1960
- [13] Tschauner, J., and Hempel, P., Rendezvous zu ein Elliptischer Bahn Umlaufenden Ziel, *Astronautica Acta*, Vol 11, pp.104-109 ,1965.
- [14] Carter, T., and Humi, M., Fuel-Optimal Rendezvous Near a Point in General Keplerian Orbit, *AIAA Journal of Guidance, Control and Dynamics*, Vol 10, No 6, pp 567-573, 1987
- [15] Melton, R. G., Time-Explicit Representation of Relative Motion Between Elliptical Orbits, *AIAA Journal of Guidance, Control, and Dynamics*, Vol. 23, No.4, pp.604-610 ,2000.
- [16] Carter, T., and Humi, M., Clohessy-Wiltshire Equations Modified to Include Quadratic Drag, *Journal of Guidance, Control, and Dynamics*, Vol. 25, No. 6, pp. 1058-1063, 2002.
- [17] Schweighart, S.A., and Sedwick, R.J., High-Fidelity Linearized J_2 Model for Satellite Formation Flight, *Journal of Guidance, Control, and Dynamics*, Vol. 25, No. 6, pp. 1073-1080, 2002.
- [18] M.Humi and T. Carter - Orbits and Relative Motion in the Gravitational Field of an Oblate Body, *AIAA J. Guidance and Control and Dynamics*, Vol 31, No. 3, pp. 522-532, (2008)
- [19] Humi M., "Low Eccentricity Elliptic Orbits in a Central Force Field with Drag", *Journal of Guidance, Control, and Dynamics* Vol. 33 #5 , 2010 pp. 1368-1375 doi:10.2514/1.48693

- [20] Humi M., "Near Circular Orbits in a Central Force Field with Variable Drag", *Journal of Guidance, Control, and Dynamics*, 2013, Vol.36: 319-324, doi:10.2514/1.57678
- [21] Humi M, "Semi-Equatorial Orbits Around an Oblate Body" *Journal of Guidance, Control, and Dynamics* Vol 35, No 1,2012, pp. 316-321 doi: 10.2514/1.55408
- [22] Goldstein, H., *Classical Mechanics*, 2nd edition, pp.71-105, Reading, Massachusetts, 1981.
- [23] Levi-Civita, T., Sur la regularisatio du probleme des trois corps, *Acta Math.* 42,pp 99-144 (1920)
- [24] Kustaanheimo, P.,Spinor Regularization of the Kepler motion, *Ann Univ. Turku, Ser AI*,73 (1964)
- [25] Kustaanheimo, P. and Steifel, E., Perturbation theory of the Kepler motion based on the regularization, *J. Ang. Math.* 218, pp.209-219 (1965)
- [26] Mavraganis A.G., Michalakis D.G., "The two-body problem with drag and radiation pressure" *Celestial Mechanics and Dynamical Astronomy*, Vol. 58, Issue 4, pp 393-403
- [27] Cellett A., Stefanelli L, Lega E, Froeschle C , "Some results on the global dynamics of the regularized restricted three-body problem with dissipation", *Celestial Mechanics and Dynamical Astronomy* Vol 109, Issue 3 2011, pp 265-284

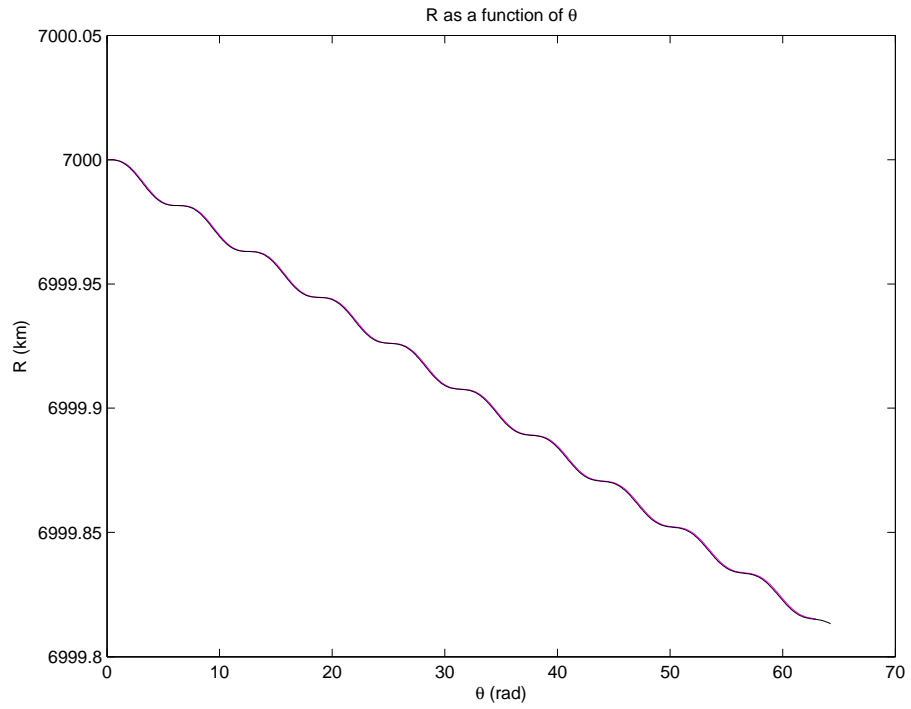


Figure 1: Illustrative trajectory for a satellite orbit using eq. (4.14) (red line) which is indistinguishable from the one obtained from (2.8)-(2.9).

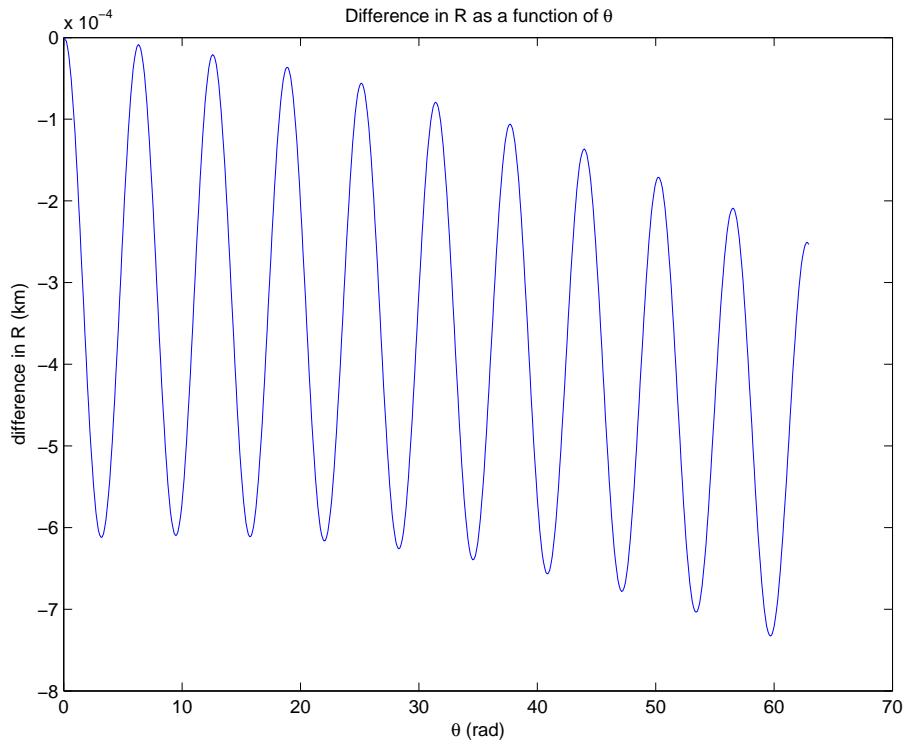


Figure 2: :Difference between the trajectories in Fig 1

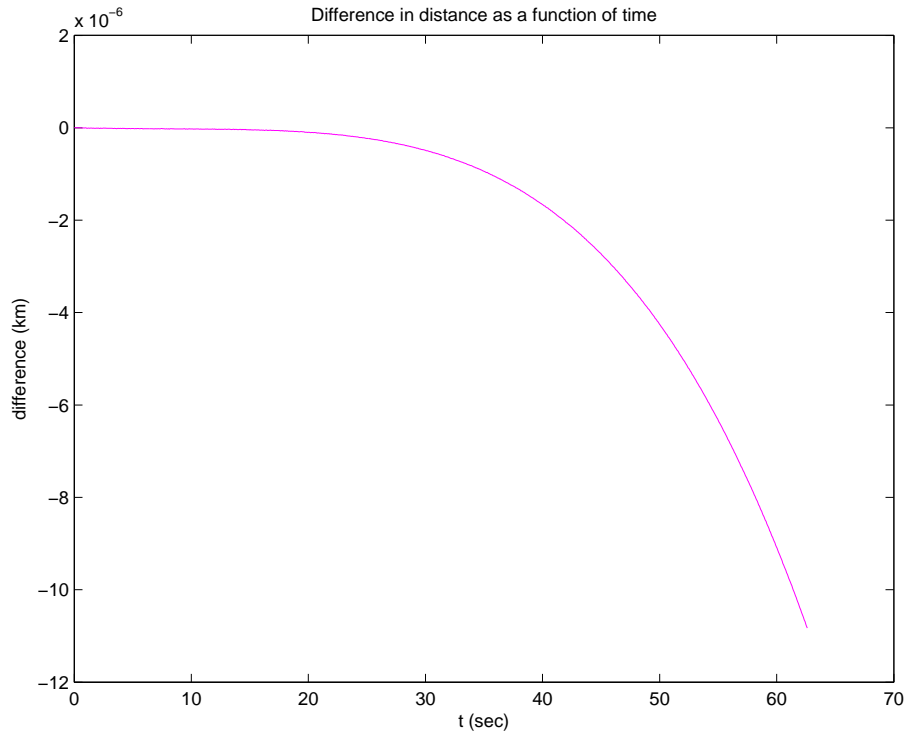


Figure 3: :Difference between the analytic and numerical value of the distance between two satellites