

Stability of Spreading Processes over Time-Varying Large-Scale Networks

Masaki Ogura, *Member, IEEE*, and Victor M. Preciado, *Member, IEEE*

Abstract—We analyze the dynamics of spreading processes taking place over time-varying networks. A common heuristic is to use an aggregated static network based on time averages. Instead, we introduce a flexible and tractable random graph process that extends the family of Markovian random graphs (MRG). One of the main limitations of MRG's is that it can only replicate switching patterns with exponential inter-switching times. To overcome this limitation, we propose the family of aggregated-Markovian random graph processes, which is able to replicate, with arbitrary accuracy, any distribution of inter-switching times. We study the stability spreading processes in this extended family. We first show that a direct analysis based on the Itô formula provide conditions in terms of the eigenvalues of a matrix whose size grows exponentially with the number of edges. Using alternative tools, we derive stability conditions involving the eigenvalues of a matrix whose size grows linearly with the number of nodes. Based on our results, we show that the aggregated static network approximates the epidemic threshold more accurately as the number of nodes grows, or the temporal volatility of the random graph process is reduced. Apart from these theoretical results, we illustrate our findings via numerical simulations.

Index Terms—Epidemic threshold, dynamic random graphs, epidemics, stochastic processes.

1 INTRODUCTION

UNDERSTANDING spreading processes in complex networks is a central question in the field of Network Science with applications in rumor propagation [1], malware spreading [2], epidemiology, and public health [3]. In this direction, important advances in the analysis of spreading processes over *time-invariant* (TI) networks have been made during the last decade (see [4] and [5] for recent surveys). Under the time-invariance assumption, we find several recent breakthroughs in the literature, such as the rigorous analysis of mean-field approximations [6], the connection between the eigenvalues of a network and epidemic thresholds [7], [8], [9], new modeling tools for analysis of multilayer networks [10], and the use of control and optimization tools to contain epidemic outbreaks [11], [12], [13], [14].

In practice, most spreading processes of practical interest take place in networks with *time-varying* (TV) topologies, such as human contact networks, online social networks, biological, and ecological networks [15]. A naive, but common, approach to analyze dynamic processes in TV networks is to build an aggregated static topology based on time averages. When the time scales of the network evolution are comparable to those of the spreading process, the static aggregated graph is not well-suited to study the dynamics of TV networks, as pointed out in [16], [17]. Using extensive numerical simulations, it has been observed that the speed of spreading of a disease in a TV network can be substantially slower than in its aggregated static representation [18]. This observation is also supported by the study of spreading processes in a real TV network constructed from a mobile phone dataset [19]. More recent studies point

out the key role played by the addition and removal of links [20], as well as the distribution of contact durations between vertices [21] in the dynamics of the spread. The works mentioned above provide empirical evidence about the nontrivial effect that the dynamics of the network has on the behavior of spreading processes.

Apart from these empirical studies, we also find several works providing theoretical support to these numerical observations. The authors in [22], [23] derived the value of the epidemic threshold in particular types of TV networks, assuming that all nodes in the network present a homogeneous infection and recovery rates. In [24], Perra et al. proposed a model of temporal network, called the activity-driven model, able to replicate burstiness in node/edge activity and analyzed contagion processes taking place in this model in [25]. Karsai et al. proposed in [26] a time-varying network using a reinforcement process able to replicate the emergence of strong and weak ties observed in a mobile call dataset. A wide and flexible class of TV network model, called *edge-Markovian graphs*, was proposed in [27] and analyzed in [28]. In this model, edges appear and disappear independently of each other according to Markov processes. Edge-Markovian graphs have been used to model, for example, intermittently-connected mobile networks [29], [30] and information spread thereon [31]. Taylor et al. derived in [32] the value of the epidemic threshold in edge-Markovian graphs and proposed control strategies to contain an epidemic outbreak, assuming homogeneous spreading and recovery rates. It is worth remarking that, to the best of our knowledge, most existing analyses of spreading processes over dynamic networks rely on the assumption that nodes present homogeneous rates and the Markov processes used to model edges switching are identical. These homogeneity assumptions are not satisfied in real-world networks; therefore, it is of practical interest to

• The authors are with the Department of Electrical and Systems Engineering at the University of Pennsylvania, Philadelphia, PA 19104.

develop tools to analyze spreading processes in heterogeneous TV networks.

In this paper, we study spreading processes over TV networks with heterogeneous nodes and link dynamics. First, we propose a wide class of TV networks where edges appear and disappear following an *aggregated Markov processes* [33]. Since the class of aggregated Markov processes contains all Markov processes, the proposed class includes all edge-Markovian graphs [27]. Second, we theoretically analyze the dynamics of spreading process over the proposed class of dynamic graphs. We model the dynamics of spreading processes on this class using a set of stochastic differential equations, which is a time-varying version of the popular N -intertwined SIS model [9]. Third, we derive conditions for the systems of stochastic differential equations to be globally exponentially stable around the infection-free equilibrium, i.e., the infection ‘dies out’ exponentially fast over time. One of the main challenges in this analysis is to derive computationally tractable stability conditions. For example, as will be illustrated later, if we simply apply a recently proposed stability condition [34] based on the direct application of the Itô formula for jump processes (see, e.g., [35]), we obtain a stability condition that requires the computation of the largest eigenvalue of a matrix whose size grows exponentially with the number of edges in the network. Hence, this condition is hard (if not impossible) to verify for large-scale networks. In this paper, we use spectral graph theory [36] to derive stability conditions for the set of stochastic difference equations in terms of the largest eigenvalues of a matrix whose size grows *linearly* with the number of nodes in the network.

This paper is organized as follows. In Section 2, we introduce the notation and preliminary facts used in the paper and, then, introduce a wide and flexible dynamic network model called aggregated-Markovian random graph models. In Section 3, we state computationally tractable stability conditions for spreading processes taking place in this dynamic network model. In Section 4, we illustrate our results with some numerical examples.

2 NOTATION, PRELIMINARIES, AND PROBLEM STATEMENT

In this section, we first introduce the notations used in this paper in Subsection 2.1. Then, in Subsection 2.2, we review preliminary facts about the spreading dynamics over static networks. After presenting new models of time-varying network models in Subsection 2.3, we finally state the problem to be studied in Subsection 2.4.

2.1 Notation and Convention

For a positive integer n , define the set $[n] = \{1, \dots, n\}$. For $c \in \mathbb{R}$, define $c^- = (|c| - c)/2$. Let $\text{sgn}(\cdot)$ denote the sign function over \mathbb{R} , which can be extended to matrices by entry-wise application. The Euclidean norm of $x \in \mathbb{R}^n$ is denoted by $\|x\|$. Let I_n denote the $n \times n$ identity matrix. A square matrix is said to be *Metzler* if its off-diagonal entries are nonnegative. The *spectral abscissa* of a square matrix A , denoted by $\eta(A)$, is defined as the maximum real part of its eigenvalues. We say that A is *Hurwitz stable* if

$\eta(A) < 0$. Also, we define the *matrix measure* [37] of A by $\mu(A) = \eta(A + A^\top)/2$. For a square random matrix X , its expectation is denoted by $E[X]$ and its variance is defined by $\text{Var}(X) = E[(X - E[X])^2]$. The diagonal matrix with diagonal elements a_1, \dots, a_n is denoted by $\text{diag}(a_1, \dots, a_n)$.

A directed graph is defined as the pair $\mathcal{G} = (\mathcal{V}, \mathcal{E})$, where $\mathcal{V} = \{v_1, \dots, v_n\}$ is a set of vertices¹ (also called nodes) and $\mathcal{E} \subseteq \mathcal{V} \times \mathcal{V}$ is a set of directed edges (also called *diedges* or *arcs*), defined as ordered pairs of vertices. By convention, we say that (v_j, v_i) is a directed edge from v_j pointing towards v_i . The *adjacency matrix* $A = [a_{ij}]$ of a directed graph \mathcal{G} is defined as the $n \times n$ matrix such that $a_{ij} = 1$ if $(v_j, v_i) \in \mathcal{E}$, and $a_{ij} = 0$ otherwise.

A stochastic process σ taking values in a set Γ is said to be an *aggregated Markov process* (see, e.g., [33]) if there exists a time-homogeneous Markov process θ taking values in a set Λ and a function $f: \Lambda \rightarrow \Gamma$ such that $\sigma = f(\theta)$. Throughout the paper, it is assumed that Λ is finite, f is surjective, and all the Markov processes are time-homogeneous. We say that a Markov process θ is *irreducible* if all the states in Λ can be reached from any other state in Λ (see, e.g., [38] for more details). We say that an aggregated Markov process $\sigma = f(\theta)$ is *irreducible* if θ is irreducible. We will use the next lemma in our proofs.

Lemma 2.1 ([38]). Let θ be an irreducible Markov process taking values in a finite set Λ . Then, θ has a unique stationary distribution π . Moreover,

$$\pi(\lambda) = \lim_{t \rightarrow \infty} \Pr(\theta(t) = \lambda),$$

for every $\lambda \in \Lambda$ and $\theta(0) \in \Lambda$.

In Appendix A, we illustrate the modeling abilities of aggregated Markov processes by showing how this class of processes can be used to approximate, with arbitrary precision, semi-Markov processes [38].

2.2 Spreading Dynamics over Static Networks

In this subsection, we review a model of spreading processes over static networks called the *Heterogeneous Networked SIS* (HeNeSIS) model, which is an extension of the popular N -intertwined SIS model [9] to the case of nodes with heterogeneous rates. This model can be described using a continuous-time Markov process, as follows. Let \mathcal{G} be a directed graph, where vertices in \mathcal{G} represent individuals and diedges represent interactions between them (which we consider to be directed). At a given time $t \geq 0$, each vertex can be in one of two possible states: *Susceptible* (S) or *Infected* (I). We define the variable $X_i(t)$ as $X_i(t) = 1$ if node i is infected at time t , and $X_i(t) = 0$ if i is susceptible. In the HeNeSIS model, when a vertex i is infected, it can randomly transition to the susceptible state according to a Poisson process with rate $\delta_i > 0$, called the *recovery rate* of vertex i . On the other hand, if node i is in the susceptible state, it can randomly transition to the infected state according to a Poisson process with rate $\beta_i \sum_{j=1}^n a_{ij} X_j(t)$, where $\beta_i > 0$ is called the *infection rate* of node i . In other words, the rate of transition of node i from susceptible to infected is proportional to the number of its infected neighbors.

1. For simplicity in notation, we sometimes refer to vertex v_i as i .

Notice that the above Markov process has a total of 2^n possible states (two states per node). This exponential number of states makes the analysis very hard for arbitrary contact networks of large size. A popular approach to simplify the analysis of this type of Markov process is to consider mean-field approximations², as described below. Let $p_i(t) = \Pr(X_i(t) = 1)$, i.e., the probability that vertex i is infected at time t . Using a mean-field approximation [9], we can approximate the evolution of $p_i(t)$ using the following set of n nonlinear ordinary differential equations:

$$\dot{p}_i(t) = (1 - p_i(t))\beta_i \sum_{j=1}^n (a_{ij}p_j(t)) - \delta_i p_i(t), \quad (1)$$

for $i = 1, \dots, n$. We can write this set of ordinary differential equations in matrix-vector form, as follows. Let A denote the adjacency matrix of \mathcal{G} , and define $p = (p_1, \dots, p_n)^\top$, $P = \text{diag}(p_1, \dots, p_n)$, $B = \text{diag}(\beta_1, \dots, \beta_n)$, and $D = \text{diag}(\delta_1, \dots, \delta_n)$. Then, we can rewrite (1) as $\dot{p} = (BA - D)p - PBp$. Linearizing around the origin yields the following linear model:

$$\dot{p} = (BA - D)p. \quad (2)$$

It turns out that the solution $p_i(t)$ of the linear model in (2) upper-bounds the evolution of $E[X_i(t)]$ from the exact Markov process with 2^n states [9]. Thus, if the dynamics in (2) is globally exponentially stable, the infection dies out exponentially fast in the exact Markov process [13]. In the case of homogeneous infection and recovery rates, i.e., $\beta_i = \beta$ and $\delta_i = \delta$ for all i , the dynamics in (2) is globally exponentially stable if and only if [9]

$$\frac{\beta}{\delta} < \frac{1}{\eta(A)}. \quad (3)$$

Apart from the continuous-time Markov process described above, we can also model the dynamics of a spread using a discrete-time networked Markov chain with an exponential number of states [8]. As in the continuous-time case, we can apply a mean-field approximation to simplify the analysis of the spreading dynamics. Let \mathcal{N}_i denote the neighborhood of vertex i in \mathcal{G} , i.e., $\mathcal{N}_i = \{j \in \mathcal{V} : a_{ij} = 1\}$. Then, the mean-field approximation of the discrete-time Markov chain results in the following set of nonlinear difference equations [39]:

$$p_i(k+1) = (1 - p_i(k)) \left(1 - \prod_{j \in \mathcal{N}_i} (1 - \beta_i p_j(k)) \right) - (1 - \delta_i) p_i(k), \quad (4)$$

for $i = 1, \dots, n$, where $p_i(k)$ denotes the probability that vertex i is infected at the k -th time slot. After a linearization of (4) around the origin, we obtain the following linear system:

$$p(k+1) = (BA + I - D)p(k), \quad (5)$$

where $p = (p_1, \dots, p_n)^\top$. As in the continuous-time case, it turns out that if the discrete-time linear system in (5) is globally exponentially stable, the infection dies out exponentially fast in the exact Markov process [6]. In the case of

homogeneous infection and recovery rates, the system in (5) is stable if and only if (3) holds [8].

2.3 Aggregated-Markovian Random Graph Processes

In this subsection, we introduce two new models of TV networks: the *aggregated-Markovian edge-independent* (AMEI) and the *aggregated-Markovian arc-independent* (AMAI) models. As we mentioned above, these models generalize the class of edge-Markovian time-varying networks [27]. Let $\mathcal{G} = \{\mathcal{G}(t)\}_{t \geq 0}$ be a stochastic graph process taking values in the set of directed graphs with n vertices. Let $A(t)$ denote the adjacency matrix of $\mathcal{G}(t)$ for each $t \geq 0$. The class of dynamic random graphs studied in this paper is defined as follows.

Definition 2.2. Consider a collection of aggregated Markov processes $\sigma_{ij} = g_{ij}(\theta_{ij})$ where g_{ij} are $\{0, 1\}$ -valued functions and θ_{ij} are stochastically independent Markov processes for $1 \leq i < j \leq n$. An *aggregated-Markovian edge-independent* (AMEI) network is a random graph process in which $A_{ij} = A_{ji} = \sigma_{ij}$ for $i < j$ and $A_{ii} = 0$ for all $i \in [n]$. If σ_{ij} is irreducible for all possible pairs (i, j) , then we say that \mathcal{G} is *irreducible*.

In other words, the upper-triangular entries of the time-varying adjacency matrix $A(t)$ of an AMEI graph are independent aggregated Markov processes. The lower triangular entries are constructed via symmetry and the diagonal entries are zero. Hence, the graph is undirected by construction and does not contain self-loops. AMEI graphs extend the class of edge-Markovian graphs [27] and allow us to model a wider class of edge processes. For example, in an edge-Markovian graph, the time it takes for an edge to switch from connected to disconnected (or vice versa) follows an exponential distribution. In contrast, in an AMEI graph, we can design the function g_{ij} and the Markov process θ_{ij} to fit any desired distribution for the switching time, with arbitrary precision (see Appendix A for more details).

In the following definition, we introduce a directed version of AMEI graphs.

Definition 2.3. Consider a collection of aggregated Markov processes $\sigma_{ij} = g_{ij}(\theta_{ij})$ where g_{ij} are $\{0, 1\}$ -valued functions and θ_{ij} are stochastically independent Markov processes for $i, j \in [n]$ and $i \neq j$. An *aggregated-Markovian arc-independent* (AMAI) network is a random graph process in which $A_{ij} = \sigma_{ij}$ for $i \neq j$ and $A_{ii} = 0$ for all $i \in [n]$. If σ_{ij} is irreducible for all possible pairs (i, j) , then we say that \mathcal{G} is *irreducible*.

Once the class of aggregated-Markovian networks is introduced, we analyze spreading processes taking on these random graph processes.

2.4 Problem Statement

In this paper, we address the following question: *Under what conditions does a spreading process taking place in a TV network with aggregated-Markovian link dynamics die out exponentially fast?* In other words, we consider the problem of analyzing the stability of the mean-field approximation in (1) when the graph is an aggregated-Markovian network. In this case,

2. Finding rigorous conditions on the network structure for the mean-field approximation to be tight is a matter of current research in the community and beyond the scope of this paper.

the entries of the adjacency matrix are random processes and, therefore, (1) is a stochastic differential equation. As we mentioned in Subsection 2.2, the linear dynamics in (2) upper-bounds the nonlinear mean-field approximation in (1). Therefore, when the network is a random graph process, the stochastic version of (1) is stable if the following linear stochastic differential equation is also stable:

$$\Sigma : \dot{p}(t) = (BA(t) - D)p(t),$$

where $A(t)$ is a random matrix process. In the following section, we will derive conditions under which the disease-free equilibrium of Σ is stable, i.e., the infection probabilities converge to zero as $t \rightarrow \infty$, in the following sense:

Definition 2.4. Consider a random graph process \mathcal{G} defined by either an AMEI or AMAI graph. We say that the disease-free equilibrium of Σ is *almost surely stable* if

$$\Pr \left(\lim_{t \rightarrow \infty} \|p(t)\| = 0 \right) = 1,$$

for all initial states $p(0) = p_0$ and $\sigma_{ij}(0) = \sigma_{ij,0}$.

3 STABILITY OF SPREADING PROCESSES IN RANDOM GRAPH PROCESSES

In this section, we state the main results in this paper. In particular, we derive conditions for the spreading model Σ to be stable when the network structure varies according to an AMEI (or AMAI) random graph process. In Subsection 3.1, we apply a stability condition [34] based on the direct application of the Itô formula for jump processes to derive stability conditions in terms of the largest eigenvalue of a matrix whose size depends exponentially on the number of edges in the graph. Due to the exponential size of this matrix, this condition is hard (if not impossible) to apply in the analysis of large-scale networks. Motivated by this limitation, we propose in Subsection 3.2 an alternative approach using tools from the theory of random matrices. In particular, we derive stability conditions in terms of the largest eigenvalue of a matrix whose size depends linearly on the number of nodes. In Subsection 3.3, we extend our results from continuous-time Markov processes to spreading processes modeled as discrete-time Markov chains.

3.1 Stability Conditions: Exponential Matrix Size

In this subsection, we show that the result in [34, Theorem 7.1] based on the direct application of the Itô formula for jump processes results in stability conditions that are not well-suited for large-scale graphs. We illustrate this idea through the analysis of the stability of the spread when \mathcal{G} is an AMAI random graph process. For simplicity in our exposition, we here temporarily assume that all the processes σ_{ij} are Markovian; i.e., the mappings f_{ij} are the identities.

To state our claims, we need to introduce the following notations. Let \mathcal{G} be an AMAI random graph process (Definition 2.3). Let \mathcal{E} be the set of (time-varying) directed edges in \mathcal{G} (i.e., those directed edges such that σ_{ij} is not the zero stochastic process). Let $m = |\mathcal{E}|$ be the number of directed edges in \mathcal{G} and label the directed edges using integers $1, \dots, m$. Recall that these edges are not always present in the graph,

but they appear (link is ‘on’) and disappear (link is ‘off’) according to a collection of aggregated-Markov processes. Therefore, at a particular time instant, only a subset of the edges in \mathcal{E} are present in the graph. The set of present edges can be represented by an element of $\{0, 1\}^m$, since we have m possible edges that can be either ‘on’ or ‘off’. In other words, at a particular time, the contact network is one of the 2^m possible subgraphs of \mathcal{G} .

To analyze the resulting dynamics, we consider the set of 2^m possible subgraphs of \mathcal{G} and label them using integers $\{1, \dots, 2^m\}$. We define the one-to-one function $\chi: \{1, \dots, 2^m\} \rightarrow \{0, 1\}^m$, as the function that maps a particular subgraph of \mathcal{G} into the binary string in $\{0, 1\}^m$ that indicates the subset of present edges in the subgraph. For the subgraph labeled ℓ , we denote by χ_ℓ the corresponding binary sequence and by $\chi_\ell(k)$ the k -th entry in this sequence. In other words, $\chi_\ell(k) = 1$ means that the edge labeled k in \mathcal{G} is present in the subgraph labeled ℓ . Furthermore, we denote by $F_\ell \in \{0, 1\}^{n \times n}$ the adjacency matrix representing the structure of the subgraph labeled ℓ .

Given two labels $\ell, \ell' \in [2^m]$, define the edit distance $d(\ell, \ell')$ to be the minimum number of links that must be added and/or removed from the subgraph labeled ℓ to construct the subgraph labeled ℓ' , i.e., $d(\ell, \ell') = |\{k \in [m]: \chi_\ell(k) \neq \chi_{\ell'}(k)\}|$. If $d(\ell, \ell') = 1$ (i.e., the subgraphs differ in a single directed edge), we define $k_{\ell, \ell'}$ as the (only) index k such that $\chi_\ell(k) \neq \chi_{\ell'}(k)$ (i.e., the label of the single edge that must added/removed). Finally, assume that the transition probabilities of the Markov process σ_{ij} ($(i, j) \in \mathcal{E}$) are given by

$$\Pr(\sigma_{ij}(t+h) = 1 \mid \sigma_{ij}(t) = 0) = u_{ij}h + o(h),$$

$$\Pr(\sigma_{ij}(t+h) = 0 \mid \sigma_{ij}(t) = 1) = v_{ij}h + o(h),$$

for some nonnegative constants u_{ij} and v_{ij} . We define $u(k) = u_{i_k j_k}$ and $v(k) = v_{i_k j_k}$ for each $k \in [m]$.

Under the above notations, the following stability condition readily follows from [34, Theorem 7.1]:

Proposition 3.1. Let \mathcal{G} be an AMAI random graph process. Define $\Pi \in \mathbb{R}^{2^m \times 2^m}$ entry-wise, as follows. For $\ell \neq \ell'$,

$$\Pi_{\ell\ell'} = \begin{cases} u(k_{\ell, \ell'}), & \text{if } d(\chi_\ell, \chi_{\ell'}) = 1 \text{ and } \chi_\ell(k_{\ell, \ell'}) = 0, \\ v(k_{\ell, \ell'}), & \text{if } d(\chi_\ell, \chi_{\ell'}) = 1 \text{ and } \chi_\ell(k_{\ell, \ell'}) = 1, \\ 0, & \text{otherwise.} \end{cases}$$

For $\ell = \ell'$, we let $\Pi_{\ell\ell} = -\sum_{\ell' \neq \ell} \Pi_{\ell\ell'}$. Then, for every i , the probability that i is infected at time t in the HeNeSIS model converges to zero exponentially fast as $t \rightarrow \infty$ if the $(n2^m) \times (n2^m)$ matrix

$$\Pi \otimes I_n + \bigoplus_{\ell=1}^{2^m} (BF_\ell - D), \quad (6)$$

where \otimes denotes the Kronecker product of matrices, is Hurwitz stable.

As stated before, this stability condition is not applicable to large-scale networks, since it requires the computation of the eigenvalue with the largest real part of a matrix whose size increases exponentially with the number of edges in the graph \mathcal{G} . In the following subsection, we present alternative stability conditions that are better-suited for stability analysis of large networks.

3.2 Stability Analysis: Linear Size

In this subsection, we present sufficient conditions for almost sure stability of the disease-free equilibrium of Σ when the underlying time-varying network is described by an AMEI (or AMAI) random graph process. For clarity in our exposition, we state and discuss our main results in this section, leaving the details of the proofs for Appendices B and C.

We now state our main results. Let us consider two positive constants b and d , and define the decreasing function $\kappa_{b,d}: [0, \infty) \rightarrow (0, n]$ by

$$\kappa_{b,d}(s) = ne^{s/b} \left(\frac{bs+d}{d} \right)^{-\frac{bs+d}{b^2}}, \quad (7)$$

where n is the number of the nodes in the network. The following theorem provides conditions for a spreading process taking place in an AMAI random graph process to be almost surely stable.

Theorem 3.2. Let \mathcal{G} be an irreducible AMAI random graph process and define $\bar{A} \in \mathbb{R}^{n \times n}$ component-wise, as follows

$$\bar{A}_{ij} = \lim_{t \rightarrow \infty} \Pr(A_{ij}(t) = 1). \quad (8)$$

Define $\bar{\beta} = \max_{1 \leq i \leq n} \beta_i$, $\bar{\delta} = \min_{1 \leq i \leq n} \delta_i$, and

$$\begin{aligned} \Delta_1 &= \max_{1 \leq i \leq n} \sum_{j=1}^n (\beta_i^2 \bar{A}_{ij}(1 - \bar{A}_{ij}) + \beta_j^2 \bar{A}_{ji}(1 - \bar{A}_{ji})), \\ c_1 &= \mu(B(\text{sgn } \bar{A}) - D) - \frac{\kappa_{\bar{\beta}, \Delta_1}^{-1}(1)}{2}, \\ \bar{s}_1 &= 2\bar{\delta} + 2c_1^-. \end{aligned}$$

Then, the disease-free equilibrium of Σ is almost surely stable if

$$\mu(B\bar{A} - D) < \tau_A, \quad (9)$$

where the threshold τ_A is the solution of

$$\tau_A = \underset{s \in (\kappa_{\bar{\beta}, \Delta_1}^{-1}(1), \bar{s}_1]}{\text{maximize}} \left(-\frac{s + 2c_1 \kappa_{\bar{\beta}, \Delta_1}(s)}{2(1 - \kappa_{\bar{\beta}, \Delta_1}(s))} \right). \quad (10)$$

Proof: See Appendix B. \square

Remark 3.3. The existence of the limit in (8) is guaranteed by the irreducibility of \mathcal{G} as will be discussed in Appendix B, where we will also give an explicit representation of the limit.

The major computational cost for checking the stability condition in (9) comes from that of finding the matrix measure $\mu(B\bar{A} - D)$. Since the matrix $B\bar{A} - D$ has size n , we can compute $\mu(B\bar{A} - D)$ in $O(nm^2)$ operations using Lanczos's algorithm [40], where n and m are the number of nodes and dedges in \mathcal{G} . In contrast, computing the dominant eigenvalue of the $n2^m$ -dimensional matrix in (6) requires $O(nm^22^m)$ operations, since this matrix has $O(m2^m)$ nonzero entries. Therefore, the result in Theorem 3.2 (based on random graph-theoretical results) represents a major computational improvement with respect to the result in Proposition 3.1 (based on a direct application of the Itô formula for jump processes [34]).

Above, we have analyzed the stability of spreading processes in aggregated-Markovian arc-independent

(AMAI) networks. In the rest of the subsection, we derive stability conditions for spreading processes taking place in aggregated-Markovian edge-independent (AMEI) networks. The next theorem is the AMEI counterpart of Theorem 3.2.

Theorem 3.4. Let \mathcal{G} be an irreducible AMEI random graph process. Define

$$\begin{aligned} \Delta_2 &= \max_{1 \leq i \leq n} \sum_{j=1}^n (\beta_i \beta_j \bar{A}_{ij}(1 - \bar{A}_{ij})), \\ c_2 &= \eta(B(\text{sgn } \bar{A}) - D) - \kappa_{\bar{\beta}, \Delta_2}^{-1}(1), \\ \bar{s}_2 &= \bar{\delta} + c_2^-. \end{aligned} \quad (11)$$

Then, the disease-free equilibrium of Σ is almost surely stable if

$$\eta(B\bar{A} - D) < \tau_E, \quad (12)$$

where the threshold τ_E is the solution of

$$\tau_E = \underset{s \in (\kappa_{\bar{\beta}, \Delta_2}^{-1}(1), \bar{s}_2]}{\text{maximize}} \left(-\frac{s + c_2 \kappa_{\bar{\beta}, \Delta_2}(s)}{1 - \kappa_{\bar{\beta}, \Delta_2}(s)} \right). \quad (13)$$

Proof: See Appendix C. \square

Theorems 3.2 and 3.4 provide threshold conditions for stability of spreading processes in time-varying networks when agents present heterogeneous infection and recovery rates, β_i and δ_i , respectively. In the particular case of networks with homogeneous rates, i.e., $\beta_i = \beta$ and $\delta_i = \delta$ for all i , our results have an appealing interpretation that can be related with existing results in the literature. The following theorem states a threshold stability condition in the homogeneous case:

Theorem 3.5. Let \mathcal{G} be an irreducible AMEI random graph process. Assume that $\beta_i = \beta > 0$ and $\delta_i = \delta > 0$ for all $i \in [n]$. Define

$$\begin{aligned} \Delta_3 &= \max_{1 \leq i \leq n} \sum_{j=1}^n (\bar{A}_{ij}(1 - \bar{A}_{ij})), \\ c_3 &= \eta(\text{sgn } \bar{A}) - \kappa_{1, \Delta_3}^{-1}(1), \\ \bar{s}_3 &= \frac{\delta}{\beta} + c_3^-. \end{aligned} \quad (14)$$

Then, the disease-free equilibrium of Σ is almost surely stable if

$$\frac{\beta}{\delta} < \frac{\gamma_H}{\eta(\bar{A})}, \quad (15)$$

where the factor γ_H is the solution of

$$\gamma_H = \underset{s \in (\kappa_{1, \Delta_3}^{-1}(1), \bar{s}_3]}{\text{maximize}} \frac{1 - (\beta/\delta)(s + c_3 \kappa_{1, \Delta_3}(s))}{1 - \kappa_{1, \Delta_3}(s)}. \quad (16)$$

Moreover, if

$$\frac{\beta}{\delta} \geq \frac{1}{\eta(\text{sgn } \bar{A})}, \quad (17)$$

then $\gamma_H < 1$.

Proof: See Appendix C. \square

Remark 3.6. Since $A(t) \leq \text{sgn } \bar{A}$ entry-wise for every $t \geq 0$, the solution of Σ is always upper-bounded by that of the deterministic differential equation

$$\dot{p}(t) = (\beta \text{sgn } \bar{A} - \delta I)p(t),$$

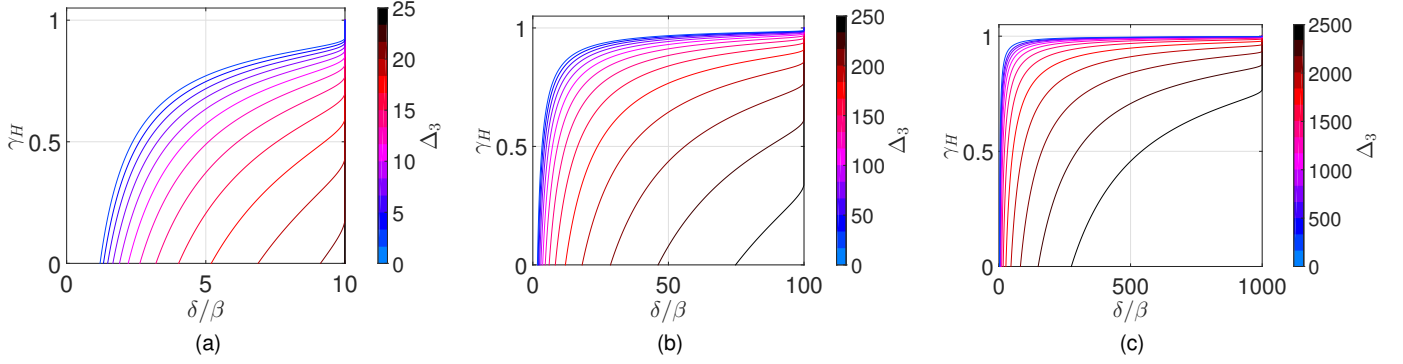


Fig. 1. Plots of γ_H as δ/β and Δ_3 vary for the following cases: (a) $n = 100$ and $\eta(\text{sgn } \bar{A}) = 10$, (b) $n = 1,000$ and $\eta(\text{sgn } \bar{A}) = 100$, and (c) $n = 10,000$ and $\eta(\text{sgn } \bar{A}) = 1,000$.

whose solution converges to zero as $t \rightarrow \infty$ if and only if $\beta/\delta < 1/\eta(\text{sgn } \bar{A})$. Therefore, if the inequality (17) is false, then the disease-free equilibrium of Σ is almost surely stable and, hence, we do not need to check condition (15). In other words, condition (17) guarantees that stability analysis of Σ is not a trivial problem.

As shown in Subsection 2.2, the epidemic threshold in a static network of agents with homogeneous rates is given by $\beta/\delta < 1/\eta(\bar{A})$. Condition (15) provides a similar epidemic threshold for time-varying networks in terms of the spectral abscissa of \bar{A} , which can be interpreted as an aggregated static network based on long-time averages. Furthermore, γ_H is a multiplicative factor that modifies the epidemic threshold corresponding to the aggregated static network.

The factor γ_H presents an interesting dependency with respect to Δ_3 , defined in (14). Notice that this term is zero when \bar{A}_{ij} is either 0 or 1 for all pairs (i, j) , which corresponds to the case of a static, deterministic graph \mathcal{G} . In contrast, the maximum value of Δ_3 is achieved when $\bar{A}_{ij} = 1/2$, i.e., edges are either ‘on’ or ‘off’ with equal probability (asymptotically). Therefore, the term Δ_3 can be interpreted as a measure of structural uncertainty, in the long run. In Fig. 1, we illustrate the behavior of the factor γ_H as we modify the network size n , the epidemic ratio δ/β , and the uncertainty measure Δ_3 . We observe that the smaller the value of Δ_3 , the larger the value of γ_H . In other words, as we reduce the structural uncertainty (i.e., we reduce Δ_3), we obtain a better approximation using an aggregated static model (i.e., γ_H approaches 1). Furthermore, notice that the value of γ_H tends to 1 as n increases. This indicates that the aggregated static network could approximate the epidemic threshold more accurately as the network grows.

In this section, we have introduced our main theoretical results, namely, we have studied the epidemic threshold in the wide class of aggregated-Markovian random graph processes. Before we illustrate our results with some numerical simulations in section 4, we will discuss the case when the epidemics is modeled as a discrete-time stochastic process.

3.3 Discrete-Time Epidemic Dynamics

In this subsection, we briefly present a discrete-time version of the stability analysis provided above. We define a

discrete-time dynamic random graph as a stochastic process $\mathcal{G} = \{\mathcal{G}(k)\}_{k=0}^{\infty}$ taking values in the set of directed graphs with n vertices. In the discrete-time case, aggregated-Markovian edge- and arc-independent dynamic random graphs are defined in the same way as in the continuous-time case. Let us consider the discrete-time epidemic model in (5) taking place in the dynamics random graph \mathcal{G} . The resulting dynamics is described in the following stochastic difference equation:

$$\Sigma_d : p(k+1) = (BA(k) + I - D)p(k),$$

where $A(k)$ denotes the adjacency matrix of $\mathcal{G}(k)$.

We define almost sure stability of the disease-free equilibrium of Σ_d in the same way as we did for the continuous-time case:

Definition 3.7. Let \mathcal{G} be an discrete-time edge-independent dynamic random graph. We say that the disease-free equilibrium of Σ_d is *almost surely stable* if $\Pr(\lim_{k \rightarrow \infty} \|p(k)\| = 0) = 1$ for all $p(0) = p_0 \in [0, 1]^n$ and $\sigma_{ij}(0) = \sigma_{ij,0}$ ($1 \leq i < j \leq n$).

For simplicity in our exposition, we focus only on the edge-independent case (AMEI graph process), since the analysis is identical for the arc-independent case. The next theorem provides a sufficient condition for almost sure stability of the disease-free equilibrium of Σ_d .

Theorem 3.8. Consider an irreducible and aperiodic³ AMEI random graph process \mathcal{G} in discrete-time. Let $\lambda_4 = \eta(B\bar{A} + I - D)$ and $M_{\max} = B(\text{sgn } \bar{A}) + I - D$. Define

$$\tau_D = \max_{0 \leq s \leq 1 - \lambda_4} \left(\left(\frac{\lambda_4}{\eta(M_{\max})} \right)^{\kappa_{\bar{\beta}, \Delta_2}(s)} - s \right),$$

where Δ_2 is defined in (11). Then, the disease-free equilibrium of Σ_d is almost surely stable if

$$\lambda_4 < \tau_D. \quad (18)$$

Proof: See Appendix D. \square

4 NUMERICAL EXAMPLES

In this section, we illustrate the accuracy of our results with numerical simulations. In our illustrations, we consider a

3. We say that an AMEI random graph process in discrete-time is *aperiodic* if all the aggregated Markov processes in the adjacency matrix of the graph are the images of aperiodic Markov chains.

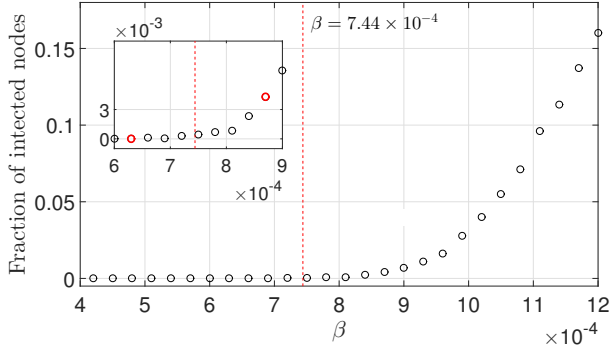


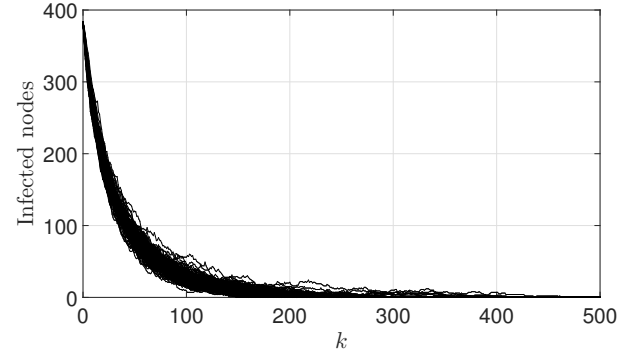
Fig. 2. The averaged fractions of the infected vertices at time $k = 500$. The sample paths used for generating the two red points are shown in Fig. 3.

discrete-time edge-independent dynamic random graph \mathcal{G} with n nodes. This random graph process is specified by the two following rules:

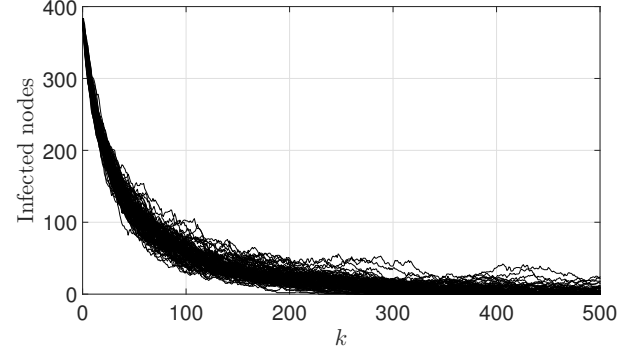
- 1) Construct an undirected Erdős-Rényi random graph over the nodes of \mathcal{G} [41]. Denote the resulting $n \times n$ adjacency matrix by A .
- 2) If $A_{ij} = 1$, then nodes i and j are connected in \mathcal{G} via a stochastic link described by a $\{0, 1\}$ -valued time-homogeneous Markov chain σ_{ij} . The transition probability from 0 to 1 in this Markov process is given by $q_{ij} \geq 0$; while the transition probability from 1 to 0 is given by $r_{ij} \geq 0$. If $A_{ij} = 0$, then nodes i and j are not connected in \mathcal{G} at any time.

One can easily deduce that, according to the second rule, $\bar{A}_{ij} = \bar{A}_{ji} = r_{ij}/(r_{ij} + q_{ij})$ if $A_{ij} = 1$. In the following simulations, we let $n = 500$ and consider a realization of an the Erdős-Rényi graph with an edge probability of 0.2 (in step 1 above). The values of the transition probabilities r_{ij} (in step 2 above) are heterogeneous over the links of the Erdős-Rényi graph. In particular, we have chosen for r_{ij} a collection of random values from the Gaussian $\mathcal{N}(1/2, 1/8)$, where we have truncated those values $r_{ij} > 1$ to $r_{ij} = 1$, and $r_{ij} < 0$ to $r_{ij} = 0$. Finally, we let $q_{ij} = 1 - r_{ij}$.

We consider a discrete-time spreading dynamics with homogeneous infection and recovery rates, i.e., $\beta_i = \beta$ and $\delta_i = 0.05$ for all i . Using Theorem 3.8, we deduce that the disease-free equilibrium of Σ_d is almost surely stable if $\beta < 7.44 \times 10^{-4}$. In order to check the accuracy of this epidemic threshold, we perform the following simulation. We simulate the spreading process over the dynamic random graph described above for various values of β . For each value of β , we generate 500 sample paths of the spreading process and compute the averaged fraction of infected vertices at time $k = 500$. The computed fractions of infected vertices are shown in Fig. 2. From the graph, we numerically estimate that the actual epidemic threshold (i.e., the maximum value of β such that the disease-free equilibrium is almost surely stable) is around 7×10^{-4} . The epidemic threshold based on the aggregated static network \bar{A} (i.e., the supremum of β such that $\eta(\beta\bar{A} + I - D) < 1$) is 9.95×10^{-4} and, therefore, overestimates the actual epidemic threshold as we discussed in Subsection 3.2. In Fig. 3, we show multiple realizations of



(a) $\beta = 6.3 \times 10^{-4}$



(b) $\beta = 8.7 \times 10^{-4}$

Fig. 3. Sample paths of the number of infected nodes

the sample paths used to obtain Fig. 2 for $\beta = 6.3 \times 10^{-4}$ and $\beta = 8.7 \times 10^{-4}$.

5 CONCLUSION

In this paper, we have analyzed the dynamics of spreading processes taking place over time-varying networks. First, we have proposed the new family of aggregated-Markovian random graph processes as a flexible and analytically tractable dynamic random graph able to replicate with arbitrary accuracy any distribution of inter-switching times. We have then studied spreading processes in aggregated-Markovian random graph processes and derived conditions to guarantee that the disease-free equilibrium is almost surely stable. A direct analysis based on the Itô formula for jump processes results in computationally challenging conditions in terms of the eigenvalues of a matrix whose size grows exponentially with the number of edges in the network. Using a mean-field approximation and tools from random graph theory, we have derived new alternative stability conditions in terms of the eigenvalues of a matrix whose size grows linearly with the number of edges in the graph. Based on our theoretical results, we have shown that (i) aggregated static networks approximate the epidemic threshold more accurately as the number of nodes in the network grows, and (ii) aggregated static networks provide a better approximation as we reduce the degree of temporal variability in the random graph process.

REFERENCES

- [1] K. Lerman and R. Ghosh, "Information contagion: An empirical study of the spread of news on Digg and Twitter social networks,"

- in *Proceedings of the Fourth International AAAI Conference on Weblogs and Social Media*, 2010, pp. 90–97.
- [2] M. Garetto, W. Gong, and D. Towsley, “Modeling malware spreading dynamics,” in *IEEE INFOCOM 2003. Twenty-second Annual Joint Conference of the IEEE Computer and Communications Societies*, vol. 3, 2003, pp. 1869–1879.
 - [3] M. Tizzoni, P. Bajardi, C. Poletto, J. J. Ramasco, D. Balcan, B. Gonçalves, N. Perra, V. Colizza, and A. Vespignani, “Real-time numerical forecast of global epidemic spreading: case study of 2009 A/H1N1pdm,” *BMC medicine*, vol. 10, p. 165, 2012.
 - [4] R. Pastor-Satorras, C. Castellano, P. Van Mieghem, and A. Vespignani, “Epidemic processes in complex networks,” 2014. [Online]. Available: <http://arxiv.org/abs/1408.2701>
 - [5] C. Nowzari, V. M. Preciado, and G. J. Pappas, “Analysis and Control of Epidemics: A survey of spreading processes on complex networks,” 2015. [Online]. Available: <http://arxiv.org/abs/1505.00768>
 - [6] H. J. Ahn and B. Hassibi, “On the mixing time of the SIS Markov chain model for epidemic spread,” in *53rd IEEE Conference on Decision and Control*, 2014, pp. 6221–6227.
 - [7] A. Ganesh, L. Massoulié, and D. Towsley, “The effect of network topology on the spread of epidemics,” in *Proceedings - IEEE INFOCOM*, vol. 2, 2005, pp. 1455–1466.
 - [8] D. Chakrabarti, Y. Wang, C. Wang, J. Leskovec, and C. Faloutsos, “Epidemic thresholds in real networks,” *ACM Transactions on Information and System Security*, vol. 10, 2008.
 - [9] P. Van Mieghem, J. Omic, and R. Kooij, “Virus spread in networks,” *IEEE/ACM Transactions on Networking*, vol. 17, pp. 1–14, 2009.
 - [10] F. Darabi Sahneh, C. Scoglio, and P. Van Mieghem, “Generalized epidemic mean-field model for spreading processes over multi-layer complex networks,” *IEEE/ACM Transactions on Networking*, vol. 21, pp. 1609–1620, 2013.
 - [11] Y. Wan, S. Roy, and A. Saberi, “Designing spatially heterogeneous strategies for control of virus spread,” *IET systems biology*, vol. 2, pp. 184–201, 2008.
 - [12] V. M. Preciado, M. Zargham, C. Enyioha, A. Jadbabaie, and G. Pappas, “Optimal vaccine allocation to control epidemic outbreaks in arbitrary networks,” in *52nd IEEE Conference on Decision and Control*, 2013, pp. 7486–7491.
 - [13] V. M. Preciado, M. Zargham, C. Enyioha, A. Jadbabaie, and G. J. Pappas, “Optimal resource allocation for network protection against spreading processes,” *IEEE Transactions on Control of Network Systems*, vol. 1, pp. 99–108, 2014.
 - [14] K. Drakopoulos, A. Ozdaglar, and J. Tsitsiklis, “An efficient curing policy for epidemics on graphs,” *IEEE Transactions on Network Science and Engineering*, vol. 1, pp. 67–75, 2014.
 - [15] P. Holme and J. Saramäki, “Temporal networks,” *Physics Reports*, vol. 519, pp. 97–125, 2012.
 - [16] N. Fefferman and K. Ng, “How disease models in static networks can fail to approximate disease in dynamic networks,” *Physical Review E*, vol. 76, p. 031919, 2007.
 - [17] N. Masuda and P. Holme, “Predicting and controlling infectious disease epidemics using temporal networks,” *F1000prime reports*, vol. 5:6, 2013.
 - [18] A. Vazquez, B. Rácz, A. Lukács, and A.-L. Barabási, “Impact of non-Poissonian activity patterns on spreading processes,” *Physical Review Letters*, vol. 98, p. 158702, 2007.
 - [19] M. Karsai, M. Kivela, R. K. Pan, K. Kaski, J. Kertész, A.-L. Barabási, and J. Saramäki, “Small but slow world: How network topology and burstiness slow down spreading,” *Physical Review E*, vol. 83, p. 025102, 2011.
 - [20] P. Holme and F. Liljeros, “Birth and death of links control disease spreading in empirical contact networks,” *Scientific reports*, vol. 4, p. 4999, 2014.
 - [21] C. L. Vestergaard, M. Génois, and A. Barrat, “How memory generates heterogeneous dynamics in temporal networks,” *Physical Review E*, vol. 90, p. 042805, 2014.
 - [22] E. Volz and L. A. Meyers, “Epidemic thresholds in dynamic contact networks,” *Journal of the Royal Society, Interface / the Royal Society*, vol. 6, pp. 233–241, 2009.
 - [23] Y. Schwarzkopf, A. Rákos, and D. Mukamel, “Epidemic spreading in evolving networks,” *Physical Review E*, vol. 82, p. 036112, 2010.
 - [24] N. Perra, A. Baronchelli, D. Mocanu, B. Gonçalves, R. Pastor-Satorras, and A. Vespignani, “Random walks and search in time-varying networks,” *Physical Review Letters*, vol. 109, p. 238701, 2012.
 - [25] N. Perra, B. Gonçalves, R. Pastor-Satorras, and A. Vespignani, “Activity driven modeling of time varying networks,” *Scientific reports*, vol. 2:469, 2012.
 - [26] M. Karsai, N. Perra, and A. Vespignani, “Time varying networks and the weakness of strong ties,” *Scientific reports*, vol. 4, p. 4001, 2014.
 - [27] A. E. Clementi, C. Macci, A. Monti, F. Pasquale, and R. Silvestri, “Flooding time in edge-Markovian dynamic graphs,” in *Proceedings of the twenty-seventh ACM symposium on Principles of distributed computing - PODC '08*, 2008, pp. 213–222.
 - [28] I. Z. Kiss, L. Berthouze, T. J. Taylor, and P. L. Simon, “Modelling approaches for simple dynamic networks and applications to disease transmission models,” *Proceedings of the Royal Society A: Mathematical, Physical and Engineering Sciences*, vol. 468, pp. 1332–1355, 2012.
 - [29] J. Whitbeck, V. Conan, and M. D. de Amorim, “Performance of opportunistic epidemic routing on edge-Markovian dynamic graphs,” *IEEE Transactions on Communications*, vol. 59, pp. 1259–1263, 2011.
 - [30] L. Maggi and F. De Pellegrini, “Not always sparse: Flooding time in partially connected mobile ad hoc networks,” *2014 12th International Symposium on Modeling and Optimization in Mobile, Ad Hoc, and Wireless Networks, WiOpt 2014*, pp. 413–420, 2014.
 - [31] H. Baumann, P. Crescenzi, and P. Fraigniaud, “Parsimonious flooding in dynamic graphs,” *Proceedings of the 28th ACM symposium on Principles of distributed computing - PODC '09*, p. 260, 2009.
 - [32] M. Taylor, T. J. Taylor, and I. Z. Kiss, “Epidemic threshold and control in a dynamic network,” *Physical Review E*, vol. 85, p. 016103, 2012.
 - [33] D. R. Fredkin and J. A. Rice, “On aggregated Markov processes,” *Journal of Applied Probability*, vol. 23, pp. 208–214, 1986.
 - [34] M. A. Rami, V. S. Bokharaie, O. Mason, and F. R. Wirth, “Stability criteria for SIS epidemiological models under switching policies,” *Discrete and Continuous Dynamical Systems - Series B*, vol. 19, pp. 2865–2887, 2014.
 - [35] R. W. Brockett, “Stochastic Control,” 2009. [Online]. Available: <http://www.eeci-institute.eu/pdf/M015/RogersStochastic.pdf>
 - [36] F. Chung, L. Lu, and V. Vu, “Spectra of random graphs with given expected degrees,” *Proceedings of the National Academy of Sciences of the United States of America*, vol. 100, pp. 6313–6318, 2003.
 - [37] C. Desoer and H. Haneda, “The measure of a matrix as a tool to analyze computer algorithms for circuit analysis,” *IEEE Transactions on Circuit Theory*, vol. 19, pp. 480–486, 1972.
 - [38] E. Çinlar, “Exceptional paper—Markov renewal theory: A survey,” *Management Science*, vol. 21, pp. 727–752, 1975.
 - [39] Y. Wang, D. Chakrabarti, C. Wang, and C. Faloutsos, “Epidemic spreading in real networks: an eigenvalue viewpoint,” in *22nd International Symposium on Reliable Distributed Systems*, 2003. *Proceedings*, 2003, pp. 25–34.
 - [40] C. Lanczos, “An iteration method for the solution of the eigenvalue problem of linear differential and integral operators,” *Journal of Research of the National Bureau of Standards*, vol. 45, pp. 255–282, 1950.
 - [41] L. Erdős and A. Rényi, “On random graphs. I,” *Publicationes Mathematicae*, vol. 6, pp. 290–297, 1959.
 - [42] S. Asmussen, O. Nerman, and M. Olsson, “Fitting phase-type distributions via the EM algorithm,” *Scandinavian Journal of Statistics*, vol. 23, pp. 419–441, 1996.
 - [43] D. R. Cox, “A use of complex probabilities in the theory of stochastic processes,” *Mathematical Proceedings of the Cambridge Philosophical Society*, vol. 51, pp. 313–319, 1955.
 - [44] O. L. V. Costa, M. D. Fragoso, and M. G. Todorov, *Continuous-time Markov Jump Linear Systems*. Springer, 2013.
 - [45] Y. Fang and K. Loparo, “Stabilization of continuous-time jump linear systems,” *IEEE Transactions on Automatic Control*, vol. 47, pp. 1590–1603, 2002.
 - [46] F. Chung and M. Radcliffe, “On the spectra of general random graphs,” *The Electronic Journal of Combinatorics*, vol. 18, #P215, 2011.
 - [47] J. S. Vandergraft, “Spectral properties of matrices which have invariant cones,” *SIAM Journal on Applied Mathematics*, vol. 16, pp. 1208–1222, 1968.
 - [48] P. Bolzern, “On almost sure stability of discrete-time Markov jump linear systems,” in *43rd IEEE Conference on Decision and Control*, 2004, pp. 3204–3208.

APPENDIX A

AGGREGATED MARKOV PROCESSES

The aim of this appendix is to illustrate the modeling flexibility of aggregated Markov processes introduced in Subsection 2.1. Specifically, we show that aggregated Markov processes can approximate arbitrarily well the class of semi-Markov stochastic processes (see [38] for details). Let a_k and b_k be positive independent random variables for $k \geq 0$. We assume that the elements within the sequence $\{a_k\}_{k \geq 0}$ (respectively, $\{b_k\}_{k \geq 0}$) are independent and identically distributed. For each $k \geq 0$, let $s_k = \sum_{\ell=1}^k (a_\ell + b_\ell)$ and define the $\{0, 1\}$ -valued stochastic process σ as

$$\sigma(t) = \begin{cases} 1, & s_k \leq t < s_k + a_k, \\ 0, & s_k + a_k \leq t < s_{k+1}, \end{cases} \quad (19)$$

for every $k \geq 0$. Notice that, if both a_0 and b_0 follow exponential distributions, then σ is a Markov process. However, if a_0 and b_0 are not exponential random variables, then σ is not necessarily a Markov process but a semi-Markov process [38].

In what follows, we illustrate how to construct an aggregated Markov process that approximates arbitrarily well the semi-Markov process σ in (19). For this purpose, we first recall the definition of phase-type distributions [42]. Consider a time-homogeneous Markov process with $p+1$ ($p \geq 1$) states such that the states $1, \dots, p$ are transient and the state $p+1$ is absorbing. The infinitesimal generator of the process is then necessarily of the form

$$\begin{bmatrix} S & -S\mathbb{1}_p \\ 0 & 0 \end{bmatrix}$$

where $S \in \mathbb{R}^{p \times p}$ is an invertible Metzler matrix with non-positive row-sums and $\mathbb{1}_p$ denotes the p -vector whose entries are all one. Let $[\alpha^\top \ 0]^\top \in \mathbb{R}^{p+1}$ ($\alpha \in \mathbb{R}^p$) denote the initial distribution of the Markov process. Then, the time to absorption into the state $p+1$, denoted by (α, S) , is called a *phase-type distribution*. It is known that the set of phase-type distributions is dense in the set of positive valued distributions [43] under the topology of convergence in distribution.

The next lemma shows that we can assume α to be the first standard unit vector, denoted by $e_1 = (1, 0, \dots, 0)^\top$, without loss of generality.

Lemma A.1. The set of all phase-type distributions of the form (e_1, S) is dense in the set of positive valued distributions under the topology of convergence in distribution.

Proof: Let x be a positive random variable. Then, there exists a sequence of phase-type distributions (α_n, S_n) converging to x in distribution. For each n , we consider the phase-type distribution (e_1, \bar{S}_n) , where the matrix \bar{S}_n is defined by

$$\bar{S}_n = \begin{bmatrix} -n & n\alpha_n^\top \\ 0 & S_n \end{bmatrix}.$$

Let f_n (g_n) be the probability distribution functions of the distributions (α, S_n) ((e_1, \bar{S}_n) , respectively). Then, from the definition of phase-type distributions, we can observe that $g_n = (ne^{-nt}|_{[0, \infty)}) * f_n$, which converges to the probability distribution function of x pointwise because the mapping

$[0, \infty) \rightarrow \mathbb{R}: t \mapsto ne^{-nt}$ converges to the Dirac delta and f_n converges to the probability distribution function of x . This completes the proof. \square

Now, we construct a sequence of aggregated Markov processes that approximates σ . Let $\{(e_1, S^{(n)})\}_{n \geq 1}$ and $\{(e_1, T^{(n)})\}_{n \geq 1}$ be sequences of phase-type distributions whose probability distribution functions converge pointwise to that of a_0 and b_0 , respectively. Without loss of generality, we assume that both $S^{(n)}$ and $T^{(n)}$ are $n \times n$ matrices. Let $\theta^{(n)}$ be a time-homogeneous Markov process defined by the state space $[2n]$ and the infinitesimal generator

$$\begin{bmatrix} S^{(n)} & -S^{(n)}\mathbb{1} & 0_{n,n-1} \\ -T^{(n)}\mathbb{1} & -O_{n,n-1} & T^{(n)} \end{bmatrix}, \quad (20)$$

where $O_{n,n-1}$ denotes the $n \times (n-1)$ zero matrix. Define $f^{(n)}: [2n] \rightarrow \{0, 1\}$ by

$$f^{(n)}(\lambda) = \begin{cases} 1, & \lambda \leq n, \\ 0, & \text{otherwise.} \end{cases}$$

Consider the aggregated Markov process $\sigma^{(n)} = f^{(n)}(\theta^{(n)})$ with the initial state $\theta^{(n)}(0) = 1$. For this aggregated Markov process, we can prove the following proposition.

Proposition A.2. Let $\{a_k^{(n)}\}_{k \geq 0}$ ($\{b_k^{(n)}\}_{k \geq 0}$) be independent and identically distributed random variables following $(e_1, S^{(n)})$ ($(e_1, T^{(n)})$, respectively). For each $k \geq 0$, let $s_k^{(n)} = \sum_{\ell=1}^k (a_\ell^{(n)} + b_\ell^{(n)})$. Then, it holds that

$$\sigma^{(n)}(t) = \begin{cases} 1, & s_k^{(n)} \leq t < s_k^{(n)} + a_k^{(n)}, \\ 0, & s_k^{(n)} + a_k^{(n)} \leq t < s_{k+1}^{(n)}. \end{cases}$$

Proof: The proof is omitted because it easily follows the block structure of the infinitesimal generator (20). \square

This proposition and the definition of σ in (19) show that the lengths of successive durations on which $\sigma^{(n)}$ stays constant, which are $a_0^{(n)}, b_0^{(n)}, a_1^{(n)}, b_1^{(n)}, \dots$, converge to those of σ . In this sense, the sequence $\{\sigma^{(n)}\}_{n \geq 1}$ approximates the given process σ arbitrarily well.

Remark A.3. In general, the size of the state space of the Markov process $\theta^{(n)}$ diverges as $n \rightarrow \infty$. This fact, however, does not affect the applicability of the stability conditions in our theorems because the computational complexity of checking our condition is independent of the size of the state space of the aggregated Markov processes.

APPENDIX B

PROOF OF THEOREM 3.2

In this appendix, we provide a proof of Theorem 3.2. We first recall a basic result on the stability analysis of a class of stochastic differential equations called switched linear systems. Let $\sigma = f(\theta)$ be an aggregated Markov process defined by the mapping $f: \Lambda \rightarrow \Gamma$ and a Markov process θ with state space Λ . For each $\gamma \in \Gamma$, there is an associated state matrix $A_\gamma \in \mathbb{R}^{n \times n}$. An *aggregated Markov jump linear system* is defined by the following stochastic differential equation

$$\dot{x}(t) = A_{f(\theta(t))}x(t), \quad (21)$$

where $x(0) = x_0 \in \mathbb{R}^n$ and $\theta(0) = \theta_0 \in \Lambda$. We remark that, if f is the identity mapping, then the system in (21) is a Markov jump linear system [44]. We say that the system in (21) is *almost surely stable* if $\Pr(\lim_{t \rightarrow \infty} \|x(t)\| = 0) = 1$ for all x_0 and θ_0 . In order to prove Theorem 3.2, we will need the following criterion for almost sure stability of aggregated Markov jump linear systems.

Lemma B.1. Assume that θ is an irreducible Markov process and let π be its unique stationary distribution. Then, the aggregated Markov jump linear system in (21) is almost surely stable if

$$E[\mu(A_{f(\pi)})] < 0. \quad (22)$$

Proof: The above statement is known to be true for Markov jump linear system [45, Theorem 4.2], i.e., when f is the identity mapping. Let us now consider an arbitrary function f . Define $B_\lambda = A_{f(\lambda)}$ for each $\lambda \in \Lambda$. Then, we see that the system in (21) is equivalent to the Markov jump linear system $\dot{x}(t) = B_{\theta(t)}x(t)$, for which we can guarantee almost sure stability via the condition $E[\mu(B_\pi)] < 0$ [45, Theorem 4.2]. This condition is equivalent to (22) by the definition of B_λ . \square

Using Lemma B.1, we can prove the following preliminary result, which will be useful in the proof of Theorem 3.2.

Proposition B.2. Consider an irreducible AMAI random graph process \mathcal{G} . For all distinct and ordered pairs $(i, j) \in [n]^2$, let h_{ij} be an independent Bernoulli random variable with mean \bar{A}_{ij} . Define the random matrix

$$M_1 = -D + \sum_{i=1}^n \sum_{j \neq i} \beta_i h_{ij} E_{ij}, \quad (23)$$

where E_{ij} denotes the $\{0, 1\}$ -matrix whose entries are all zero except its (i, j) -entry. Then, the infection-free equilibrium of Σ is almost surely stable if $E[\mu(M_1)] < 0$.

Proof: Define the direct product $\theta = \bigotimes_{i=1}^n \bigotimes_{j \neq i} \theta_{ij}$, which is a stochastic process with state space $\Lambda = \bigotimes_{i=1}^n \bigotimes_{j \neq i} \Lambda_{ij}$. Define $f: \Lambda \rightarrow \{0, 1\}^{n(n-1)}$ by $(f(\lambda))_{ij} = f_{ij}(\lambda_{ij})$. Also, for $\gamma = (\gamma_{ij})_{i,j} \in \{0, 1\}^{n(n-1)}$, define the matrix

$$F_\gamma = \sum_{i=1}^n \sum_{j \neq i} \gamma_{ij} E_{ij}. \quad (24)$$

Then, from Definition 2.3, we see that $A(t) = \sum_{i=1}^n \sum_{j \neq i} \sigma_{ij}(t) E_{ij} = F_{\sigma(t)} = F_{f(\theta(t))}$. Therefore, we can rewrite Σ as the aggregated Markov jump linear system $\Sigma_1: \dot{p}(t) = (BF_{f(\theta(t))} - D)p(t)$.

By the irreducibility of \mathcal{G} , each time-homogeneous Markov process θ_{ij} has a unique stationary distribution π_{ij} on Λ_{ij} . Then, the unique stationary distribution of θ is $\pi = \bigotimes_{i=1}^n \bigotimes_{j \neq i} \pi_{ij}$. Therefore, by Lemma B.1, if $E[\mu(BF_{f(\pi)} - D)] < 0$, then $\Sigma_1 = \Sigma$ is almost surely stable. Therefore, to complete the proof of the proposition, we need to show that

$$BF_{f(\pi)} - D = M_1, \quad (25)$$

in the sense that the random matrices appearing in the both sides of the equation share the same probability distribution. From (24) and the definition of the matrix B , we have

$$BF_{f(\pi)} - D = -D + \sum_{i=1}^n \sum_{j \neq i} \beta_i f_{ij}(\pi_{ij}) E_{ij}. \quad (26)$$

Since f_{ij} maps into $\{0, 1\}$, the random variable $f_{ij}(\pi_{ij})$ is the Bernoulli random variable with mean equal to

$$\begin{aligned} \Pr(f_{ij}(\pi_{ij}) = 1) &= \pi_{ij}(f_{ij}^{-1}(\{1\})) \\ &= \lim_{t \rightarrow \infty} \Pr(\theta_{ij}(t) \in f_{ij}^{-1}(\{1\})) \\ &= \lim_{t \rightarrow \infty} \Pr(\sigma_{ij}(t) = 1) \\ &= \bar{A}_{ij}, \end{aligned}$$

where we used Lemma 2.1. Moreover, all the random variables $f_{ij}(\pi_{ij})$ ($i, j \in [n], i \neq j$) are independent of each other because \mathcal{G} is arc-independent. From these observations and the equation (26), we obtain (25), as desired. \square

In order to complete the proof of Theorem 3.2, we need the following result from the theory of random graphs concerning the maximum eigenvalue of the sum of random symmetric matrices.

Proposition B.3 ([46]). Let X_1, \dots, X_N be independent random $n \times n$ symmetric matrices. Let C be a nonnegative constant such that $\|X_k - E[X_k]\| \leq C$ for every $k \in [N]$ with probability one. Also let $v^2 = \|\sum_{k=1}^N \text{Var}(X_k)\|$. Then the sum $X = \sum_{k=1}^N X_k$ satisfies

$$\Pr(\eta(X) > \eta(E[X]) + s) \leq \kappa_{C, v^2}(s) \quad (27)$$

for every $s \geq 0$ (where $\kappa_{b,d}(s)$ was defined in (7)).

Proof: Let $s \geq 0$ be arbitrary. Under the assumptions stated in the proposition, it is shown in [46] that, for every $\theta > 0$,

$$\Pr(\eta(X) > \eta(E[X]) + s) \leq n \exp\left(-\theta s + \frac{1}{2}g(C\theta)\theta^2 v^2\right),$$

where g is defined by $g(x) = 2x^{-2}(e^x - x - 1)$ for $x > 0$. It is easy to show that the right hand side of the inequality takes its minimum value with respect to θ when $\theta = (1/C) \log(1 + (Cs/v^2))$. Substituting this particular value of θ into the inequality, we readily obtain (27). \square

In order to complete the proof of Theorem 3.2, we also need the next lemma concerning Metzler matrices.

Lemma B.4. Let A and B be Metzler matrices. If $A \leq B$, then we have $\eta(A) \leq \eta(B)$ and $\mu(A) \leq \mu(B)$.

Proof: Both inequalities are known to be true when A and B are nonnegative [47]. To prove the general case, we use the general equalities $\lambda(A + cI) = \lambda(A) + c$ and $\mu(A + cI) = \mu(A) + c$ for $c > 0$ such that $A + cI$ is nonnegative. We omit the details of the proof. \square

We can now provide a proof of Theorem 3.2.

Proof of Theorem 3.2: Let $\lambda_1 = \mu(B\bar{A} - D)$ and define $X = M_1 + M_1^\top - 2\lambda_1 I - \kappa_{\bar{\beta}, \Delta_1}^{-1}(1)I$. Notice that

$$\eta(E[X]) = -\kappa_{\bar{\beta}, \Delta_1}^{-1}(1), \quad (28)$$

because $\eta(E[M_1 + M_1^\top]) = 2\mu(E[M_1]) = 2\mu(B\bar{A} - D) = 2\lambda_1$ by (25). Also, from the definition of M_1 in (23), we have

$$X = (-2\lambda_1 I - 2D - \kappa_{\bar{\beta}, \Delta_1}^{-1}(1)I) + \sum_{i=1}^n \sum_{j \neq i} X_{ij},$$

where $X_{ij} = \beta_i(E_{ij} + E_{ji})h_{ij}$ ($i, j \in [n]$ and $i \neq j$) are random, independent symmetric matrices. We then apply Proposition B.3 to the random matrix X , for which

we choose $C = \bar{\beta}$. Clearly, the first constant term of X has zero variance, while a simple computation shows that $\text{Var}(X_{ij}) = \beta_i^2 \bar{A}_{ij}(1 - \bar{A}_{ij})(E_{ii} + E_{jj})$. Therefore

$$\begin{aligned} v^2 &= \left\| \sum_{i=1}^n \sum_{j \neq i} \beta_i^2 \bar{A}_{ij}(1 - \bar{A}_{ij})(E_{ii} + E_{jj}) \right\| \\ &= \left\| \bigoplus_{i=1}^n \left(\sum_{j=1}^n \beta_i^2 \bar{A}_{ij}(1 - \bar{A}_{ij}) + \beta_j^2 \bar{A}_{ji}(1 - \bar{A}_{ji}) \right) \right\| \quad (29) \\ &= \Delta_1. \end{aligned}$$

Combining (27), (28), and (29), we obtain the estimate

$$\Pr(\eta(X) > -\kappa_{\bar{\beta}, \Delta_1}^{-1}(1) + s) \leq \kappa_{\bar{\beta}, \Delta_1}(s) \quad (30)$$

for $s > \kappa_{\bar{\beta}, \Delta_1}^{-1}(1)$.

Let $(\Omega, \mathcal{F}, \Pr)$ be the fundamental probability space and consider the set $\Omega_s = \{\omega \in \Omega: \eta(X) > -\kappa_{\bar{\beta}, \Delta_1}^{-1}(1) + s\}$ for $s > \kappa_{\bar{\beta}, \Delta_1}^{-1}(1)$. If $\omega \notin \Omega_s$, then $\eta(X) \leq -\kappa_{\bar{\beta}, \Delta_1}^{-1}(1) + s$ vacuously. On the other hand, if $\omega \in \Omega_s$, then Lemma B.4 gives the obvious estimate

$$\begin{aligned} \eta(X) &\leq 2\mu(B(\text{sgn } \bar{A}) - D) - 2\lambda_1 - \kappa_{\bar{\beta}, \Delta_1}^{-1}(1) \\ &= 2c_1 - 2\lambda_1 \end{aligned}$$

because $M_1 \leq -D + \sum_{i=1}^n \sum_{j \neq i} \beta_i E_{ij} = B(\text{sgn } \bar{A}) - D$. Therefore, from (30) it follows that

$$\begin{aligned} E[\eta(X)] &\leq (-\kappa_{\bar{\beta}, \Delta_1}^{-1}(1) + s) \Pr(\Omega \setminus \Omega_s) + (2c_1 - 2\lambda_1) \Pr(\Omega_s) \quad (31) \\ &\leq -\kappa_{\bar{\beta}, \Delta_1}^{-1}(1) + s + (2c_1 - 2\lambda_1) \kappa_{\bar{\beta}, \Delta_1}(s). \end{aligned}$$

By the definition of the random matrix X , this inequality implies that

$$2E[\mu(M_1)] \leq 2\lambda_1(1 - \kappa_{\bar{\beta}, \Delta_1}(s)) + s + 2c_1 \kappa_{\bar{\beta}, \Delta_1}(s). \quad (32)$$

Now we assume that condition (9) in the theorem holds. Then, there exists $s > \kappa_{\bar{\beta}, \Delta_1}^{-1}(1)$ such that $2(1 - \kappa_{\bar{\beta}, \Delta_1}(s))\lambda_1 < -s - 2c_1 \kappa_{\bar{\beta}, \Delta_1}(s)$. This inequality and (32) show $2E[\mu(M_1)] < 0$. Therefore, by Proposition B.2, the infection-free equilibrium of Σ is almost surely stable. \square

Remark B.5. The upper bound \bar{s}_1 of the interval in the maximization problem (10) does not play any role in the proof of Theorem 3.2. In fact, the theorem holds true even if we replace the interval with the infinite interval $(\kappa_{\bar{\beta}, \Delta_1}^{-1}(1), \infty)$. The reason why we introduce the upper bound is that 1) it makes it easy for us to find the maximum and 2) it does not introduce conservativeness. To prove the second statement, it is sufficient to show that the objective function in (10) is less than $\mu(B\bar{A} - D)$ if $s > \kappa_{\bar{\beta}, \Delta_1}^{-1}(1)$ and $s > \bar{s}_1$. From the former inequality, we obtain $0 < \kappa(s) < 1$. Also, notice that from Lemma B.4 there follows the inequality $-\delta = \mu(-D) \leq \mu(B\bar{A} - D)$. Therefore, we can estimate the objective function as

$$\begin{aligned} -\frac{s + 2c_1 \kappa_{\bar{\beta}, \Delta_1}(s)}{2(1 - \kappa_{\bar{\beta}, \Delta_1}(s))} &< -\frac{s}{2} - c_1 \kappa_{\bar{\beta}, \Delta_1}(s) \leq \\ &= -\frac{\bar{s}_1}{2} + c_1^- = -\delta \leq \mu(B\bar{A} - D), \end{aligned}$$

as desired. We can justify the upper bounds \bar{s}_2 and \bar{s}_3 in the maximization problems (13) and (16) in the same way.

Remark B.6. It can be easily verified that the proof of Theorem 3.2 still holds true even if we define c_1 to be $\mu(B(\text{sgn } \bar{A}) - D)$. However, the inclusion of the term $-\kappa_{\bar{\beta}, \Delta_1}^{-1}(1)/2$ into c_1 , as was done in the theorem, makes the maximum in condition (9) larger, and hence can reduce the conservativeness of this condition.

APPENDIX C

PROOF OF THEOREMS 3.4 AND 3.5

In this appendix we provide proofs for Theorems 3.4 and 3.5 for the edge-independent case. We begin with the following analogue of Proposition B.2.

Proposition C.1. Consider an irreducible AMEI random graph process \mathcal{G} . Let h_{ij} ($1 \leq i < j \leq n$) be independent Bernoulli random variables with mean \bar{A}_{ij} . Define the random matrix

$$M_2 = -D + \sum_{i=1}^n \sum_{j>i} \sqrt{\beta_i \beta_j} (E_{ij} + E_{ji}) h_{ij}.$$

Then, the disease-free equilibrium of Σ is almost surely stable if

$$E[\eta(M_2)] < 0. \quad (33)$$

Proof: Define the direct product $\theta = \bigotimes_{i=1}^n \bigotimes_{j>i} \theta_{ij}$, which is a Markov process having the state space $\Lambda = \bigotimes_{i=1}^n \bigotimes_{j>i} \Lambda_{ij}$. Also, define $g: \Lambda \rightarrow \{0, 1\}^{n(n-1)/2}$ by $(g(\lambda))_{ij} = g_{ij}(\lambda_{ij})$. For $\gamma = (\gamma_{ij})_{i,j} \in \{0, 1\}^{n(n-1)/2}$, define the matrix

$$G_\gamma = \sum_{i=1}^n \sum_{j>i} \gamma_{ij} (E_{ij} + E_{ji}). \quad (34)$$

Then, we can show that $A = \sum_{i=1}^n \sum_{j>i} \sigma_{ij} (E_{ij} + E_{ji}) = G_\sigma = G_{g(\theta)}$ by Definition 2.2. Moreover, $g(\theta)$ is an aggregated Markov process, since θ is a Markov process. Hence, we can rewrite Σ as the aggregated Markov jump linear system: $\dot{p}(t) = (BG_{g(\theta(t))} - D)p(t)$. The state transformation $x \mapsto B^{-1/2}x$, where $B^{-1/2} = \text{diag}(\beta_1^{-1/2}, \dots, \beta_n^{-1/2})$, shows that almost sure stability of this system is equivalent to almost sure stability of the following aggregated Markov jump linear system:

$$\Sigma_2: \dot{p}(t) = (B^{1/2}G_{g(\theta(t))}B^{1/2} - D)p(t).$$

To prove almost sure stability of Σ_2 , by Lemma B.1, it is sufficient to prove that $E[\eta(B^{1/2}G_{g(\pi)}B^{1/2} - D)] = E[\mu(B^{1/2}G_{g(\pi)}B^{1/2} - D)] < 0$, where we have used the fact that $\eta(A) = \mu(A)$ for a symmetric matrix A . On the other hand, in the same way as we did in the proof of Proposition B.2, we can prove that random matrices $B^{1/2}G_{g(\pi)}B^{1/2} - D$ and M_2 have the same probability distribution. Therefore, condition (33) is sufficient to guarantee almost sure stability of Σ_2 . This completes the proof of the proposition because almost sure stability of Σ_2 is equivalent to that of Σ . \square

Let us prove Theorem 3.4.

Proof of Theorem 3.4: Let $\lambda_2 = \eta(B\bar{A} - D)$ and define

$$\begin{aligned} X &= M_2 - \lambda_2 I - \kappa_{\bar{\beta}, \Delta_2}^{-1}(1)I \\ &= (-\lambda_2 I - D - \kappa_{\bar{\beta}, \Delta_2}^{-1}(1)I) + \sum_{i=1}^n \sum_{j>i} X_{ij}, \end{aligned}$$

where $X_{ij} = \sqrt{\beta_i \beta_j} (E_{ij} + E_{ji}) h_{ij}$. We now apply Proposition B.3 to the random matrix X , for which we choose $C = \bar{\beta}$. Also, in the same way as we derived (29), we can show $v^2 = \Delta_2$. Since $\eta(E[X]) = -\kappa_{\bar{\beta}, \Delta_2}^{-1}(1)$, from (27) we obtain $\Pr(\eta(X) > -\kappa_{\bar{\beta}, \Delta_2}^{-1}(1) + s) \leq \kappa_{\bar{\beta}, \Delta_2}(s)$. Then, in the same way as we derived (31), we can show $E[\eta(X)] \leq -\kappa_{\bar{\beta}, \Delta_2}^{-1}(1) + s + (c_2 - \lambda_2) \kappa_{\bar{\beta}, \Delta_2}(s)$, which implies $E[\eta(M_2)] \leq \lambda_2(1 - \kappa_{\bar{\beta}, \Delta_2}(s)) + s + c_2 \kappa_{\bar{\beta}, \Delta_2}(s)$. Using this inequality, in the same way as we did in the proof of Theorem 3.2, we can show that condition (12) in the theorem is indeed sufficient for (33), which guarantees almost sure stability of the disease-free equilibrium of Σ . The details are omitted. \square

Finally, we give an outline of the proof of Theorem 3.5 below.

Proof of Theorem 3.5: Consider an irreducible AMEI random graph process \mathcal{G} . Assume homogeneous spreading and recovery rates, $\beta_i = \beta > 0$ and $\delta_i = \delta > 0$ for all i . In the same way as we did in the proofs of Propositions B.2 and C.1, we can show that the disease-free equilibrium of Σ is almost surely stable if $\eta(E[M_3]) < \delta/\beta$, where $M_3 = \sum_{i=1}^n \sum_{j>i} (E_{ij} + E_{ji}) h_{ij}$. Let $\lambda_3 = \eta(\bar{A})$ and define $X = M_3 - \lambda_3 I - \kappa_{1, \Delta_3}^{-1}(1)$. Applying Proposition B.3 to the random matrix X , we obtain

$$E[\eta(X)] \leq -\kappa_{1, \Delta_3}^{-1}(1) + s + (c_3 - \lambda_3) \kappa_{1, \Delta_3}(s).$$

Therefore, $E[\eta(M_3)] \leq \lambda_3 + s + (c_3 - \lambda_3) \kappa_{1, \Delta_3}(s)$. Using this inequality, we can actually show $\eta(E[M_3]) < \delta/\beta$ and therefore the almost sure stability of Σ in the same way as the proofs of Theorems 3.2 and 3.4. Also, it is straightforward to show that (17) implies $\gamma_H < 1$. This completes the proof of the theorem. \square

APPENDIX D PROOF OF THEOREM 3.8

This appendix gives the proof of Theorem 3.8 for spreading processes running in discrete-time. In order to prove this theorem, we need to recall some facts regarding the stability of switched linear systems. Let $\sigma = f(\theta)$ be an aggregated Markov chain defined by the mapping $f: \Lambda \rightarrow \Gamma$ and a Markov chain σ with state space Λ . Let us define a state matrix $A_\gamma \in \mathbb{R}^{n \times n}$ for each $\gamma \in \Gamma$. A discrete-time aggregated-Markov jump linear system is described by the stochastic difference equation

$$x(k+1) = A_{f(\theta(k))} x, \quad (35)$$

where $x(0) = x_0$ and $\theta(0) = \theta_0$. We say that the system in (35) is *almost surely stable* if $\Pr(\lim_{k \rightarrow \infty} \|x(k)\| = 0) = 1$ for all x_0 and θ_0 . To prove Theorem 3.8, we need the following criterion for almost sure stability of aggregated-Markov jump linear systems in discrete-time.

Lemma D.1. Consider an irreducible Markov chain θ and denote its unique stationary distribution by π . Assume that

A_γ is nonnegative and symmetric for every $\gamma \in \Gamma$. Then, the discrete-time aggregated Markov jump linear system in (35) is almost surely stable if $E[\log(\eta(A_{f(\pi)}))] < 0$.

Proof: Let $\|A\|$ denote the maximum singular value of a matrix A . Since $\eta(A) = \|A\|$ for a nonnegative and symmetric matrix A , it is sufficient to show that $E[\log\|A_{f(\pi)}\|] < 0$ implies almost sure stability of the aggregated Markov jump linear system (35). This claim is known to be true if f is the identity mapping, i.e., if $f(\theta)$ itself is a Markov chain [48, Proposition 2.1]. The proof for the general case where $f(\theta)$ is not necessarily a Markov chain has the same structure as the proof of Lemma B.1. We omit the details. \square

Using this lemma, we prove the next proposition.

Proposition D.2. Consider an irreducible and aperiodic AMEI random graph process \mathcal{G} in discrete-time. Let h_{ij} ($1 \leq i < j \leq n$) be independent Bernoulli random variables with mean \bar{A}_{ij} . Define the random matrix

$$M_4 = I - D + \sum_{i=1}^n \sum_{j>i} \sqrt{\beta_i \beta_j} (E_{ij} + E_{ji}) h_{ij}.$$

Then, the disease-free equilibrium of Σ_d is almost surely stable if

$$E[\log(\eta(M_4))] < 0. \quad (36)$$

Proof: For each $k \geq 0$, let $A(k)$ denote the adjacency matrix of $\mathcal{G}(k)$. Define the product process θ on the state space Λ in the same way as in the proof of Proposition C.1. For $\gamma = (\gamma_{ij})_{i,j} \in \{0,1\}^{n(n-1)/2}$, consider the matrix G_γ defined in (34). Then, in the same way as in the proof of Proposition C.1, we can show $A(k) = G_{g(\theta(k))}$. Therefore Σ is equivalent to the following discrete-time aggregated Markov jump linear system: $p(k+1) = (BG_{g(\theta(k))} + I - D)p(k)$. Furthermore, the state transformation $x \mapsto B^{-1/2}x$ shows that almost sure stability of this system is equivalent to that of the following aggregated-Markov jump linear system

$$\Sigma_4 : p(k+1) = (B^{1/2}G_{g(\theta(k))}B^{1/2} + I - D)p(k).$$

Since the matrix $B^{1/2}G_{g(\theta(k))}B^{1/2} + I - D$ is nonnegative and symmetric, by Lemma D.1, the system Σ_4 is almost surely stable if $E[\log(\eta(B^{1/2}G_{g(\pi)}B^{1/2} + I - D))] < 0$, where π denotes the stationary distribution of the irreducible and aperiodic Markov chain θ . On the other hand, in the same way as in the proof of Proposition C.1, we can show that the random matrices $B^{1/2}G_{g(\pi)}B^{1/2} + I - D$ and M_4 have the same probability distribution. Therefore, condition (36) is indeed sufficient for almost sure stability of Σ_4 , which implies almost sure stability of the disease-free equilibrium of Σ_d as we observed above. \square

We are now in condition to prove Theorem 3.8.

Proof of Theorem 3.8: Applying Proposition B.3 to the random matrix M_4 , we obtain the inequality $\Pr(\eta(M_4) > \eta(E[M_4]) + s) \leq \kappa_{\bar{\beta}, \Delta_2}(s)$. Since $\eta(B\bar{A} + I - D) = \eta(E[M_4])$, this inequality implies that

$$\Pr\left(\frac{\eta(M_4)}{\lambda_4} > 1 + \frac{s}{\lambda_4}\right) \leq \kappa_{\bar{\beta}, \Delta_2}(s)$$

for every $s \geq 0$. Therefore, in the same way as we derived (31), we can show that

$$E \left[\log \frac{\eta(M_4)}{\lambda_4} \right] \leq \log \left(1 + \frac{s}{\lambda_4} \right) + \kappa_{\bar{\beta}, \Delta_2}(s) \log \frac{\eta(M_{\max})}{\lambda_4}$$

and, hence,

$$E [\log(\eta(M_4))] \leq \log(\lambda_4 + s) + \kappa_{\bar{\beta}, \Delta_2}(s) \log \frac{\eta(M_{\max})}{\lambda_4}. \quad (37)$$

Therefore, if there exists $s \in [0, 1 - \lambda_4]$ such that the right hand side of this inequality is negative, then disease-free equilibrium of Σ_d is almost surely stable by Proposition D.2. A simple algebra shows that the existence of such $s \geq 0$ is equivalent to (18). Notice that we do not need to consider any s larger than $1 - \lambda_4$ because, for such s , the right hand side of (37) is positive. This completes the proof of the theorem. \square

ACKNOWLEDGMENTS

This work was supported in part by the NSF under grants CNS-1302222 and IIS-1447470. A part of this research was performed while the first author was visiting the Center for BioCybernetics and Intelligent Systems at Texas Tech University. He would like to appreciate the hospitality of Professor Bijoy Ghosh during his visit.

PLACE
PHOTO
HERE

Masaki Ogura received his B.Sc. degree in engineering and M.Sc. degree in informatics from Kyoto University, Japan, in 2007 and 2009, respectively, and his Ph.D. degree in mathematics from Texas Tech University in 2014. He is currently a Postdoctoral Researcher in the Department of Electrical and Systems Engineering at the University of Pennsylvania. His research interest includes dynamical systems on time-varying networks, switched linear systems, and stochastic processes.

PLACE
PHOTO
HERE

Victor M. Preciado received his Ph.D. degree in Electrical Engineering and Computer Science from the Massachusetts Institute of Technology in 2008. He is currently the Raj and Neera Singh Assistant Professor of Electrical and Systems Engineering at the University of Pennsylvania. He is a member of the Networked and Social Systems Engineering (NETS) program and the Warren Center for Network and Data Sciences. His research interests include network science, dynamic systems, control theory, and convex optimization with applications in socio-technical systems, technological infrastructure, and biological networks.