

A distributed, end-to-end verifiable, internet voting system

Nikos Chondros, University of Athens
 Bingsheng Zhang, University of Athens
 Thomas Zacharias, University of Athens
 Panos Diamantopoulos, University of Athens
 Stathis Maneas, University of Athens
 Christos Patsonakis, University of Athens
 Alex Delis, University of Athens
 Aggelos Kiayias, University of Athens
 Mema Roussopoulos, University of Athens

E-voting systems have emerged as a powerful technology for improving democracy by reducing election cost, increasing voter participation, and even allowing voters to directly verify the entire election procedure. Prior internet voting systems have single points of failure which may result in the compromise of voter secrecy, service availability, or integrity of the election results.

In this paper, we present the design, implementation, security analysis, and evaluation of a complete e-voting system that is distributed, privacy-preserving and end-to-end verifiable. An essential component of end-to-end verifiable e-voting systems, is a Bulletin Board (BB), i.e., a publicly accessible repository of information assisting in collecting votes, tabulating the result, and election auditing. In previous works, either the BB is a single point of failure and needs to be trusted, or in case it is distributed, its proper operation during ballot casting can only be verified by using a trusted device that performs cryptographic operations.

Our system is the first e-voting system with a distributed BB whose operation is human verifiable, i.e., voters can verify its proper operation without the assistance of special software or trusted devices. A voter can use our system over the web, even when her web client stack is potentially unsafe, without sacrificing her privacy, and still be assured her vote was cast as intended. A voter can even outsource election auditing to third parties, still without sacrificing privacy. Finally, as the number of auditors increases, the probability of election fraud going undetected is diminished exponentially.

We provide a rigorous security analysis, proving the safety and liveness properties of the system. We implement a prototype of the complete system, we measure its performance empirically, and demonstrate its ability to handle large-scale elections.

1. INTRODUCTION

E-voting systems have emerged as a powerful technology to improve the election process. Kiosk-based e-voting systems, e.g., [22; 25; 39; 24; 17; 34] allow the tally to be produced faster, but require the voter's physical presence at the booth. Internet e-voting systems, e.g., [32; 9; 26; 47; 41; 60], however, allow voters to cast their votes remotely. Internet voting systems have the potential to improve the democratic process by reducing election costs and increase voter participation for social groups that face considerable physical barriers and overseas voters. In addition, several internet voting systems [9; 47; 60] allow voters and auditors to directly verify the entire election process, aided by *end-to-end verifiability*. This is a desired property that has emerged in the last decade, where voters can be assured that no entities, even the election authorities, have manipulated any resources to alter the election result. However, existing internet voting systems suffer from single points of failure, which may result in the compromise of voter secrecy, service availability, or integrity of the election results [22; 25; 39; 24; 17; 32; 9; 26; 47; 41; 60].

All verifiable voting systems are based on the notion of a *Bulletin Board* (BB), which is a public repository of all voting-related information, including votes cast. During the election process, voters cast their votes to the BB. At the end of the election, an auditor can read all required data from the BB and verify the election. In previous works, the BB is usually a trusted, centralized component, thus a single point of failure. In the rare cases where it is distributed, such as in [34], its proper operation during ballot casting can only be verified by the voter, only if her device is able (and can be trusted) to perform cryptographic operations, such as verifying signatures based on asymmetric cryptography.

In this paper, we design a complete, end-to-end verifiable voting system with no single point of failure during the election process. We use the BB abstraction and we implement it in a distributed fashion, directly providing for increased fault tolerance and availability, while preserving voter secrecy and still providing end-to-end verifiability of the election process. We use the code-voting technique from [22], where the voter is given a ballot with distinct vote codes assigned to the election options, and simply casts one such code to express her voting preference. We enhance this scheme by assigning a short *expected receipt* to each vote code. We only expect the voter to visually match the receipt she obtains from the distributed BB when the latter accepts her vote, against the expected receipt in her ballot. This way, the voter may use any terminal to cast her vote, even hostile ones, such as a web browser on a public device, without sacrificing privacy; as long as the receipt in the reply matches the expected, she is assured her vote will be counted in the tally without relying on any cryptographic operation.

Our voting system is end-to-end verifiable, not only by the voters themselves, but also by designated third-parties; all this while preserving voter's privacy. A voter can provide an auditor information from her ballot, and the receipt she obtained while casting her vote; the auditor can read from the distributed BB and verify the complete process, including the correctness of the election setup by election authorities. Additionally, as the number of auditors increases, the probability of election fraud going undetected is diminished exponentially.

In this paper, we focus on the distribution of the BB and its challenges. We design this system so that no node has private information, and we allow for a very powerful adversary that can coordinate all malicious components of the system. As long as the expected fault tolerance thresholds are preserved, no sensitive information can be disclosed to the adversary. We provide an abstract model for the BB's nodes and its clients, and use it to provide a rigorous security analysis, proving the safety and liveness properties of the system. Additionally, we implement a prototype of the complete voting system. We measure its performance empirically, under a variety of election settings, demonstrating its ability to handle thousands of concurrent connections, and thus manage large-scale elections.

Finally, we observe that the design of our distributed Bulletin Board is orthogonal to the actual voting system and its cryptographic infrastructure. It assumes a code-voting system, enhanced with a receipt attached to each vote code. As such, other voting systems, based on the notion of a BB, can leverage our design approach and increase their fault-tolerance and availability.

To summarize, we make the following contributions:

- We present a complete, state-of-the-art, end-to-end verifiable, distributed voting system. This is the first system that allows voters to verify its proper operation without the assistance of special software or trusted devices.
- We provide a model and a security analysis of its distributed components.
- We implement a prototype of the system, measure its performance and demonstrate its ability to handle large scale elections.
- We propose a method that eliminates single-points of failure from e-voting systems that use code-voting and a BB, including previous systems such as [22; 47; 60].

2. BACKGROUND

2.1. Cryptography

Our system adopts several well known cryptography primitives for voter privacy and election integrity. In particular, we employ the following primitives:

2.1.1. Collision resistant hash functions. Given the security parameter $\lambda \in \mathbb{N}$, we say that a hash function $h : \{0, 1\}^* \mapsto \{0, 1\}^{\ell(\lambda)}$ is (t, ϵ) -collision resistant if for every adversary \mathcal{A} running in time at most t , the probability of \mathcal{A} finding two distinct preimages $m_1 \neq m_2$ such that $h(m_1) = h(m_2)$ is less than ϵ , where $\ell(\lambda) = \text{poly}(\lambda)$. By the birthday attack, in order for h to be (t, ϵ) -collision

resistant, we must at least have that $t^2/2^{\ell(\lambda)} < \epsilon$. In this work, we use SHA256 as the instantiation of a $(t, t^2 \cdot 2^{-256})$ -collision resistant hash function.

2.1.2. Verifiable secret sharing schemes. We utilize Pederson's verifiable secret sharing (VSS) [56] to split and share secrets among the VC nodes and trustees.

2.1.3. IND-CPA symmetric encryption schemes. We say that a symmetric encryption scheme \mathcal{SE} achieves (t, q, ϵ) -indistinguishability against chosen plaintext attacks (IND-CPA), if for every adversary \mathcal{A} that (i) runs in time at most t , (ii) makes at most q encryption queries that are pairs of messages $(m_{0,1}, m_{1,1}), \dots, (m_{0,q}, m_{1,q})$ and (iii) for every encryption query $(m_{0,i}, m_{1,i})$, it receives the encryption of $m_{b,i}$, where b is the outcome of a coin-flip, it holds that

$$\text{Adv}_{\mathcal{SE}}^{\text{IND-CPA}}(\mathcal{A}) := |\Pr[\mathcal{A} \text{ outputs } 1 \mid b = 1] - \Pr[\mathcal{A} \text{ outputs } 1 \mid b = 0]| < \epsilon,$$

where by $\text{Adv}_{\mathcal{SE}}^{\text{IND-CPA}}(\mathcal{A})$ we denote the *advantage* of \mathcal{A} . In our work, we use AES-CBC encryption with 128-bit key and random initialization vector (AES-128-CBC\$), for which it is known that

$$\text{Adv}_{128\text{-AES-CBC\$}}^{\text{IND-CPA}}(\mathcal{A}) \leq 2 \cdot \text{Adv}_{\text{AES-128}}^{\text{PRF}}(\mathcal{B}) + q^2 \cdot 2^{-128},$$

where $\text{Adv}_{\text{AES-128}}^{\text{PRF}}(\mathcal{B})$ is the advantage of an algorithm \mathcal{B} that runs in time at most $t + 129 \cdot q$ and makes at most q queries to break the pseudorandomness of the AES-128 blockcipher. A safe conjecture is that $\text{Adv}_{\text{AES-128}}^{\text{PRF}}(\mathcal{B}) \leq (t + 129 \cdot q + q^2) \cdot 2^{-128}$, so we may assume that AES-128-CBC\$ is $(t, q, (2t + 258 \cdot q + 3q^2) \cdot 2^{-128})$ -IND-CPA secure. For further details, we refer the reader to [14], (Chapters 3 & 4).

2.1.4. Additively homomorphic commitments. To achieve integrity against a malicious election authority, our system uses a *non-interactive commitment scheme*. Denote $\text{Com}(m)$ as the commitment of m . We say a commitment scheme is *hiding* if $\text{Com}(m)$ reveals no information about m to any (computationally bounded) adversary. To open a commitment, $\text{Com}(m)$, one needs the *opening* of $\text{Com}(m)$, denoted as \underline{m} . Everyone can extract m from \underline{m} and be convinced that m is the committed message inside $\text{Com}(m)$. We say a commitment scheme is *binding* if no (computationally bounded) adversary can open a commitment of m , $\text{Com}(m)$, to $m' \neq m$. In addition, our system requires such a commitment scheme to be additively homomorphic to facilitate the tally and audit process, while preserving vote privacy. Namely, $\forall m_1, m_2$, we have

$$\text{Com}(m_1) \cdot \text{Com}(m_2) = \text{Com}(m_1 + m_2).$$

In this work, we instantiate the commitment scheme with lifted ElGamal [37] over elliptic curves.

2.2. Interactive Consistency

Problem formulation. Interactive consistency (IC), first introduced and studied by Lamport et al. [55], is the problem in which n nodes, where up to t may be byzantine, each with its own private value, run an algorithm that allows all non-faulty nodes to infer the values of each other node. While this problem has been extensively studied in a synchronous setting, it is impossible to solve in a completely asynchronous setting using a deterministic algorithm, due to the FLP impossibility result [38]. Since we target a mostly asynchronous setting, we provide a solution that circumvents FLP, with a single synchronization (timing) assumption, using the following tools.

Consistent Broadcast (CB). This is a low message complexity broadcast primitive [58], using signatures, where a source broadcasts a value, and all participating nodes either deliver this value, or none at all.

Asynchronous byzantine consensus. Bracha [18] introduced an asynchronous randomized solution to the well known Binary byzantine Consensus (BC) problem, assuming no message loss, when nodes with byzantine failures are restricted to $f < \frac{n}{3}$.

IC solution in a (mostly) asynchronous setting with a single synchronization point. First, each node performs a CB of its private value in a *value dissemination phase*, and waits until a *barrier* is reached (the *barrier* can be implemented by a start time and timeout value common across all nodes). At the *barrier*, each node enters the *Result Consensus phase*, and performs the following actions *for each element of the result vector*:

- It enters BC with an opinion of “yes”, if it has a value for this element of the vector (i.e. first phase has delivered a value), otherwise with “no”.
- If BC decides “no”, it places *null* at the corresponding element of the vector.
- If BC decides “yes”, and the node possesses the value, it places this value at the corresponding element of the vector.
- If BC decides “yes”, and the node does not possess the value, it multicasts a request for the missing value to all nodes and receives at least one reply with the missing value, which it verifies and places in the vector.

In the fourth case, the reason why at least one honest node exists with the correct value derives from the definition of the problem. If all honest nodes have the same opinion, there is no mismatch between opinion and decision. As we have such a mismatch in the fourth case, at least one (different) honest node must exist, which enters consensus with the opposite opinion of “yes”; such a node **possesses** the correct (missing) value, and **responds** to the request for the missing value (both because it is honest). Additionally, no malicious node can force a corrupt value, because this value is verified by the signatures accompanying it.

2.3. Voting systems background

An ideal electronic voting system would address a specific list of requirements (see [54; 45] for an extensive description). Our system addresses the following requirements:

End-to-end verifiability: the voters can verify that their votes were counted as they intended and any party can verify that the election procedure was executed correctly.

Privacy: a party that does not monitor voters during the voting phase of the election, cannot extract information about the voters’ ballots.

Receipt-freeness: a voter cannot prove how she voted to any party that did not monitor her during the voting phase of the election. In other words, the system does not facilitate vote-selling.

Fault tolerance: the voting system should be resilient to the faulty behavior of up to a number of components or parts.

The above properties are among the most challenging when implementing an e-voting system and encompass many of the properties mentioned in [54; 45]. In this work, we do not focus on voter eligibility, as this is an orthogonal issue to be addressed by the election authorities during ballot distribution.

Voting Systems Terminology. The voting community in general uses specific abstractions to model and describe voting systems. We briefly introduce the ones pertaining to our system. The *Election Authority* (EA) is an entity that sets up an election, generating all initialization data for all other components of the system. A *Bulletin Board* (BB), is a common trait of all *verifiable* voting systems, and is a public repository of election related information. *Voters* cast their votes by submitting information to the BB. The election result is produced and posted on the BB as well. *Trustees* are entities whose intervention is required for the election tally to be produced and published. *Auditors* can read public information from the BB and verify the election to the extent the voting system allows.

3. SYSTEM AND THREAT MODEL

We assume a fully connected network, where each node can reach any other node with which it needs to communicate. The network can drop, delay, duplicate, or deliver messages out of order.

However, we assume messages are eventually delivered, provided the sender keeps retransmitting them. For all nodes, we make no assumptions regarding processor speeds.

3.1. Components of our voting system

Election Authority:. Our system is initialized by the *Election Authority* (EA). We model EA as a trusted, independent node which sets up the election, communicates initialization data to all other components, and gets destroyed for privacy reasons. We assume all its communications to other system entities are handled via some *Out-Of-Band* (OOB) channels, which we assume to be authenticated and private.

Specifically for Vote Collectors and trustees (see below), it also generates a pair of public and secret keys to implement authenticated channels where necessary.

Bulletin Board:. We model the vote collection functionality of the *Bulletin Board* (BB) as a separate subsystem, which we call *Vote Collection* (VC). Furthermore, we model the remaining functionality of the BB as a separate component, which we call the *Audit Bulletin Board* (ABB).

- **Vote Collection**: The *Vote Collection* (VC) subsystem is composed of a set of cooperating nodes; its purpose is to collect the votes submitted by the voters during election hours and then post them to the ABB. We assume authenticated private channels between the VC nodes. We assume the clocks of VC nodes are loosely synchronized with each other, and with the “real” physical time, as stipulated by UTC.
- **Audit Bulletin Board**: The *Audit Bulletin Board* (ABB) subsystem is a replicated service consisting of multiple independent nodes, where each node is oblivious to the existence of other ABB nodes. The ABB authenticates all write requests (from VCs, trustees), and allows public read access.

Voters:. Voters are free to vote from any device or web client of their choice, even untrusted ones. We assume that the channel between each voter and any VC node is unencrypted and unauthenticated. We place no bound on the number of malicious voters, regarding liveness or safety.

3.1.1. Threat model.

Fault tolerance.. We consider arbitrary (Byzantine) failures. We denote the number of nodes that constitute the VC, ABB and trustees’ subsystems by N_v , N_b and N_t respectively. For each of the three subsystems, we have the following fault tolerance thresholds:

- The number of faulty VC nodes, f_v , is strictly less than $1/3$ of all VC nodes, i.e. for fixed f_v : $N_v \geq 3f_v + 1$.
- The number of faulty ABB nodes, f_b , is strictly less than $1/2$ of all ABB nodes, i.e. for fixed f_b : $N_b \geq 2f_b + 1$.
- For the trustees’ subsystem, we apply h_t out-of- N_t threshold secret sharing, where h_t is the number of honest trustees.

Adversary bounds:. We assume that the adversary does not have the computational power to violate any underlying cryptographic assumptions. We bound the adversary to be unable to (i) cause clock drifts by more than Δ time units between any node and the real time and (ii) delay the delivery of the messages between non-corrupted (honest) nodes by more than δ time units. We place no bound on the number of faulty nodes the adversary can coordinate, as long as the number of malicious nodes of each subsystem is below its corresponding fault threshold.

4. SYSTEM DESIGN

4.1. System Overview

We first give a high level overview of the design and operation of our voting system, without many of the cryptographic details. The EA is commissioned to generate all election data and transmit it

to all parties. Its inputs are: the election question, the list of m options, the election timeframe, and the number of ballots, n , to generate (equal to the number of eligible voters).

Our system uses ballots, each of which has two functionally equivalent *parts*. Each part contains one $\langle \text{vote-code, option, receipt} \rangle$ tuple for each option. The voter randomly chooses one part of the ballot to vote, while the other part will be revealed at election end and is used for auditing. This design is essential for verifiability, in the sense that the EA cannot predict which part a voter may use, and the unused part will betray a malicious EA with $1/2$ probability per audited ballot. Vote codes are encrypted throughout our system before the end of the election; they are only visible in each voter's ballot.

Our system uses the homomorphic property of the commitment scheme introduced in Section 2.1 to tally the result without revealing individual choices. More specifically, the i -th option is encoded into $(n+1)^{i-1}$, which we call *option-encoding*. For instance, if $m = 3, n = 9$, the *option-encodings* of options 1, 2, 3 are 1, 10, 100, respectively. Suppose we got 3 votes for option₁, 5 votes for option₃, the sum of the *option-encodings* is $3 * 1 + 5 * 100 = 503$. We commit *option-encodings*, deriving *option-encoding-commitments*. Using Alg. 3, and due to the homomorphic property of the commitment scheme, we can sum the *option-encoding-commitments*, obtain the tally result, $(3, 0, 5)$, without revealing the individual *option-encodings*.

Note that, to ensure voter privacy, the system cannot reveal the content inside an option encoding commitment at any point. However, a malicious EA might put an arbitrary value (say 9000 votes for option 1) inside such a commitment, causing an incorrect tally result. To prevent this, we use a zero knowledge proof that allows the EA to show the content inside each commitment is a valid option encoding, without revealing its actual content. Our zero knowledge proof is in the Σ structure [31; 13], and is organized as follows. First, the EA posts the initial part of the proofs on the ABB. During the election, each voter's A/B part choice is viewed as a source of randomness, 0/1, and all the voters' coins are collected and used as the challenge of our zero knowledge proof. After that, the trustees will jointly produce the final part of the proofs and post it on the ABB before the opening of the tally. Hence, everyone can verify those proofs on the ABB. For notation simplicity, we omit the zero-knowledge proof components in this paper and refer the interested reader to [1] for details.

During the election period, voters contact the VC nodes, cast their votes (by submitting a vote code) and obtain a receipt, which they use to verify their vote was properly cast. At election end, VC nodes stop processing votes, agree on a single set of votes and submit it to the ABB.

ABB stores $\langle \text{vote-code, option-encoding-commitment} \rangle$ tuples, but the vote-code is itself encrypted. After the election, the ABB waits for $N_v - f_v$ VC nodes to submit their key-shares of a key that decrypts all vote codes stored on the ABB. Once the vote codes are decrypted, the cast vote codes can now be used to locate the corresponding option encoding commitments, and homomorphically add them to obtain a final tally encoding commitment.

Trustees are individuals entrusted with the power to unlock ABB information at will. Trustees are initialized with $\langle \text{option-encoding-commitment, opening-share} \rangle$ tuples. They fetch the list of tallied option encoding commitments and homomorphically add their corresponding opening-shares, to produce a share of the opening of the tally, and publish it to the ABB. The ABB, by combining h_t out of N_t of these shares, can open and publish the tally.

Finally, any voter can read information from the ABB, combine it with her private ballot, and verify her ballot was included in the tally. Additionally, any third-party can read the ABB and verify the complete election process. As the number of auditors increases, the probability of election fraud going undetected diminishes exponentially. For example, even if only 10 people audit, with each one having $\frac{1}{2}$ probability to detect ballot fraud, the probability of ballot fraud going undetected is only $\frac{1}{2}^{10} = 0.00097$.

4.2. Election Authority

The task of EA is to produce the initialization data for each election entity in the setup phase; the data are Base64 encoded. To enhance the system robustness, we let the EA generate all the

public/private key pairs for all the system components (except voters) without relying on external PKI support. We developed zero knowledge proofs to ensure the correctness of all the initialization data produced by the EA. For notation simplicity, we omit the zero-knowledge proof components in the following description and refer interested reader to [1] for details.

Voter Ballots.. As shown below, each ballot has a unique serial-no and consists of two parts: A/B. Each part contains a list of m $\langle \text{vote-code}, \text{option}, \text{receipt} \rangle$ tuples, one tuple for each option, where vote-code and receipt are 64-bit random numbers.

serial-no		
Part A		
$\text{vote-code}_i^{(a)}$	option_i	$\text{receipt}_i^{(a)}$
...
Part B		
$\text{vote-code}_i^{(b)}$	option_i	$\text{receipt}_i^{(b)}$
...

ABB initialization data.. The EA first randomly picks a 128-bit key, key , and encrypts all the vote-codes using AES-CBC encryption, denoted as $\text{Enc}_{\text{key}}(\text{vote-code})$. The initialization data of each ABB node is identical. The first element is the key commitment $\text{Com}(\text{key})$. We have the EA commit to the key used to encrypt the vote codes (instead of simply sharing the key itself), so each ABB node can be assured the key it reconstructs from VC key-shares is indeed the key that was used to encrypt the vote codes. This way, even if the fault threshold of the VC subsystem is violated, end-to-end verifiability is still preserved.

The rest of the ABB initialization data is as follows: for each serial-no, there are two parts: A/B. Each part contains a *shuffled* list of $\langle \text{Enc}_{\text{key}}(\text{vote-code}_i), \text{Com}((n+1)^{i-1}) \rangle$ tuples. The structure is depicted as below, and π_1, π_2 are two random permutations over $[m]$.

$\text{Com}(\text{key})$	
serial-no	
Part A	
$\text{Enc}_{\text{key}}(\text{vote-code}_{\pi_1(i)}^{(a)})$	$\text{Com}((n+1)^{\pi_1(i)-1})$
...	...
Part B	
$\text{Enc}_{\text{key}}(\text{vote-code}_{\pi_2(i)}^{(b)})$	$\text{Com}((n+1)^{\pi_2(i)-1})$
...	...

We shuffle the list of tuples of each part to ensure voter's privacy. This way, nobody can guess the voter's choice from the position of the cast vote code in this list.

VC initialization data.. Let key be the opening of the above key commitment. The EA uses an $(N_v - f_v, N_v)$ -verifiable secret sharing to split key and receipt, denoted as $([\text{key}]_1, \dots, [\text{key}]_{N_v})$ and $([\text{receipt}]_1, \dots, [\text{receipt}]_{N_v})$. For each vote-code in each ballot part, the EA also computes $H \leftarrow h(\text{vote-code} \parallel \text{salt})$, where salt is a 64-bit fresh random salt. H allows each VC node to validate a vote-code individually (without network communication), while still keeping the vote-code secret. The initialization data for VC_ℓ is structured as below:

key _ℓ	
serial-no	
Part A	
$(H_{\pi_1(i)}^{(a)}, \text{salt}_{\pi_1(i)}^{(a)})$	$[\text{receipt}_{\pi_1(i)}^{(a)}]_{\ell}$
...	...
Part B	
$(H_{\pi_2(i)}^{(b)}, \text{salt}_{\pi_2(i)}^{(b)})$	$[\text{receipt}_{\pi_2(i)}^{(b)}]_{\ell}$
...	...

Trustee initialization data. The EA uses (h_t, N_t) -verifiable secret sharing to split the opening of encoded option commitments $\text{Com}((n+1)^{i-1})$, denoted as $(\left[\frac{(n+1)^{i-1}}{\ell}\right]_1, \dots, \left[\frac{(n+1)^{i-1}}{\ell}\right]_{N_t})$. The initialization data for Trustee_{ℓ} is structured as below:

serial-no	
Part A	
$\text{Com}((n+1)^{\pi_1(i)-1})$	$\left[\frac{(n+1)^{\pi_1(i)-1}}{\ell}\right]_{\ell}$
...	...
Part B	
$\text{Com}((n+1)^{\pi_2(i)-1})$	$\left[\frac{(n+1)^{\pi_2(i)-1}}{\ell}\right]_{\ell}$
...	...

4.3. Vote Collectors (N)

VC is a distributed system of N_v nodes, running our *voting* and *vote-set consensus* protocols. VC nodes have private and authenticated channels to each other, and a public (unsecured) channel for voters. The VC subsystem adheres to the following *contract*: *Any honest voter who receives a receipt from a Vote Collector is assured her vote will be published on the ABB, and thus included in the election tally.*

The algorithms implementing our *voting* protocol are presented in Algorithm 1. The *voting* protocol starts when a voter submits a $\text{VOTE}(\text{e_id}, \text{serial-no}, \text{vote-code})$ message to a VC node, where e_id is the election id. We call this node the *responder*, as it is responsible for delivering the receipt to the voter. The VC node locates the election, confirms the current system time is within the defined election hours, and locates the ballot with the specified serial-no. It compares the vote-code against all hashed vote codes of the ballot, until it locates the corresponding entry, and its corresponding receipt-share. Then, it verifies this ballot has not been used for this election, either with the same or a different vote code, and marks it as pending for the specific vote-code. Finally, it multicasts a $\text{VOTE_P}(\text{eid}, \text{serial-no}, \text{vote-code}, \text{receipt-share})$ message to all VC nodes, disclosing its own share of the receipt. In case the located ballot is marked as voted for the specific vote-code, the VC node sends the stored receipt to the voter without any further communication with other VC nodes.

Each VC node that receives a VOTE_P message, performs the same validations and multicasts another VOTE_P message (only once), disclosing its own share of the receipt. However, it also validates the received receipt-share according to the verifiable secret sharing scheme used. When a node collects $h_v = N_v - f_v$ valid shares, it uses the verifiable secret sharing reconstruction algorithm $\text{Rec}()$ to reconstruct the receipt (the secret) and marks the ballot as voted for the specific vote-code. Additionally, the *responder* node sends this receipt back to the voter.

A message flow diagram of our *voting* protocol is depicted in Figure 1. As is evident from the diagram, the time from the multicast of the first VOTE_P message until collecting all receipt shares, is only slightly longer than a single round-trip between two VC nodes.

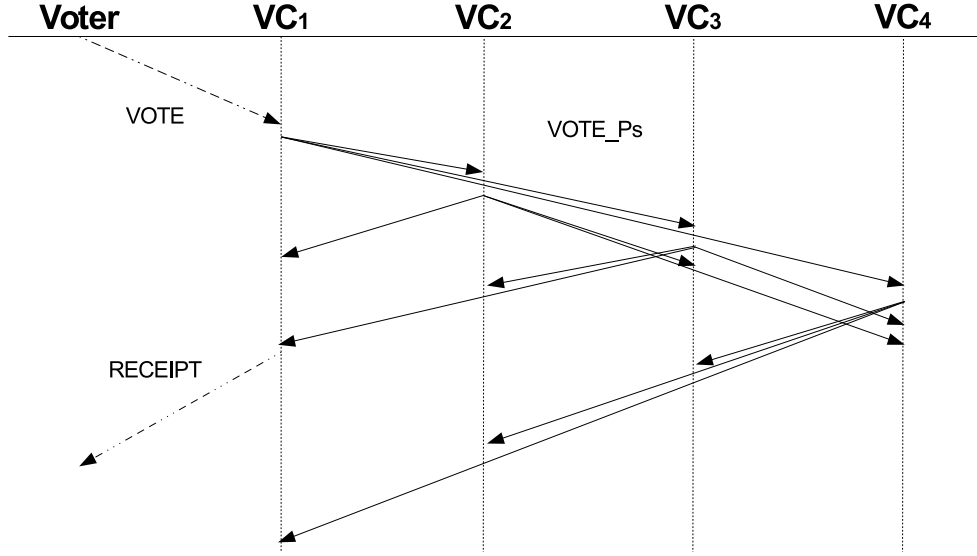


Fig. 1: Diagram of message exchanges for a single vote during the vote collection phase.

At election end time, each VC node stops processing VOTE and VOTE_P messages, and initiates the *vote-set consensus* protocol. It creates a set VS_i of $\langle \text{serial-no}, \text{vote-code} \rangle$ tuples, including all *voted* and *pending* ballots. Then, it participates in an Interactive Consistency (IC) protocol with this set. At the end of IC, each node contains a vector $\langle VS_1, \dots, VS_n \rangle$ with the Vote Set of each node, and follows the algorithm of Figure 2.

Cross-tabulate $\langle VS_1, \dots, VS_n \rangle$ per ballot, creating a list of vote codes for each ballot. Perform the following actions for each ballot:

- (1) If the list contains two or more distinct vote codes, mark the ballot as NotVoted and exit.
- (2) If a vote code vc_a appears at least $N_v - 2f_v$ times in the list, mark the ballot as Voted for vc_a and exit.
- (3) Otherwise, mark the ballot as NotVoted and exit.

Fig. 2: High level description of algorithm after IC.

Step 1 makes sure any ballot with multiple submitted vote codes is discarded. Since vote codes are private, and cannot be guessed by malicious vote collectors, the only way for multiple vote codes to appear is if malicious voters are involved, against whom our system is not obliged to respect our *contract*.

With a single vote code remaining, step 2 considers the threshold above which to consider a ballot as voted for a specific vote code. We select the $N_v - 2f_v$ threshold for which we are certain that even the following extreme scenario is handled. If the *responder* is malicious, submits a receipt to an honest voter, but denies it during *vote-set consensus*, the remaining $N_v - 2f_v$ honest VC nodes that revealed their receipt shares for the generation of the receipt, are enough for the system to accept the vote code (receipt generation requires $N_v - f_v$ nodes, of which f_v may be malicious, thus $N_v - 2f_v$ are necessarily honest). Note that f_v faulty nodes are not enough to reach the $N_v - 2f_v$ threshold, as $f_v < N_v - 2f_v$, by definition of our fault thresholds.

Finally, step 3 makes sure vote codes with less than the $N_v - 2f_v$ threshold are discarded. Under this threshold, there is no way a receipt was ever generated.

At the end of this algorithm, each node submits the resulting set of *voted* (serial-no, vote-code) tuples to each ABB node, which concludes its operation for the specific election.

Algorithm 1 Vote Collector algorithms

```

1: procedure ON VOTE(eid, serial-no, vote-code) from source:
2:    $e := \text{locateElection}(\text{eid})$ 
3:   if  $\text{SysTime}()$  between  $e.start$  and  $e.end$ 
4:      $b := e.\text{locateBallot}(\text{serial-no})$ 
5:     if  $b.status == \text{NotVoted}$ 
6:        $l := \text{ballot.VerifyVoteCode}(\text{vote-code})$ 
7:       if  $l \neq \text{null}$ 
8:          $b.status := \text{Pending}$ 
9:          $b.used-vc := \text{vote-code}$ 
10:         $b.lrs := \{\}$  ▷ list of receipt shares
11:         $\text{sendAll}(\text{VOTE\_P}(\text{eid}, \text{serial-no}, \text{vote-code}, l.share))$ 
12:        wait for  $(N_v - f_v)$  VOTE_P messages
13:         $b.receipt := \text{Rec}(b.lrs)$ 
14:         $b.status := \text{Voted}$ 
15:         $\text{send}(\text{source}, b.receipt)$ 
16:      else if  $b.status == \text{Voted}$  AND  $b.used-vc == \text{vote-code}$ 
17:         $\text{send}(\text{source}, \text{ballot.receipt})$ 

18: procedure ON VOTE_P(eid, serial-no, vote-code, share) from source:
19:    $e := \text{locateElection}(\text{eid})$ 
20:   if  $\text{SysTime}()$  between  $e.start$  and  $e.end$ 
21:      $b := e.\text{locateBallot}(\text{serial-no})$ 
22:     if  $b.status == \text{NotVoted}$ 
23:        $l := \text{ballot.VerifyVoteCode}(\text{vote-code})$ 
24:       if  $l \neq \text{null}$ 
25:          $b.status := \text{Pending}$ 
26:          $b.used-vc := \text{vote-code}$ 
27:          $b.lrs.\text{Append}(\text{share})$ 
28:          $\text{sendAll}(\text{VOTE\_P}(\text{eid}, \text{serial-no}, \text{vote-code}, l.share))$ 
29:       else if  $b.status == \text{Voted}$  AND  $b.used-vc == \text{vote-code}$ 
30:          $b.lrs.\text{Append}(\text{share})$ 
31:         if  $\text{size}(b.lrs) \geq N_v - f_v$ 
32:            $b.receipt := \text{Rec}(b.lrs)$ 
33:            $b.status := \text{Voted}$ 

34: procedure BALLOT::VERIFYVOTECODE(vote-code)
35:   for part in  $\{A, B\}$  do
36:     for  $(H, \text{salt}, \text{share})$  in part.hashes do
37:       if  $H == h(\text{vote-code} || \text{salt})$  return  $(H, \text{salt}, \text{share})$ 
   return null

```

4.4. Voter (N)

The voter has received her ballot from the EA; we also expect her to know the URLs of at least $f_v + 1$ VC nodes. To vote, she makes a *choice* and follows Alg. 2.

Optionally, after the election, the voters can access the ABB nodes and check if the information in the unused part of the ballot is consistent with what is revealed on the ABB.

4.5. Audit Bulletin Board

After the setup phase, each ABB node publishes its initialization data. After the voting phase, each ABB node receives from each VC node VC_ℓ , the final vote-code list and the opening share of the key commitment. Once it receives $f_v + 1$ identical final vote code lists, it accepts and publishes the final

Algorithm 2 Voting algorithm

```

1: procedure VOTE(ballot, choice, VC-List):
2:   part := random( $A/B$ )
3:   vote-code := part.[choice].vote-code
4:   VC-List := random-shuffle(VC-List)
5:   repeat
6:     VC-Node := VC-List.popFirst()
7:     send VC-Node VOTE (ballot.serial-no, vote-code)
8:     wait up to timeout for receipt
9:   until receipt == part.[choice].receipt

```

vote-code list. Once it receives $N_v - f_v$ valid key commitment opening shares, it reconstructs the key and decrypts all the vote-codes in its initialization data. Subsequently, ABB locates the decrypted vote codes that belong to the final cast vote-code list. Then, it adds the corresponding encoded option commitment into the set $\mathbf{E}_{\text{tally}}$ (initially empty). It then computes the tally commitment as $E_{\text{sum}} = \prod_{E \in \mathbf{E}_{\text{tally}}} E$. Upon receiving h_t shares for the opening of E_{sum} from the trustees, the ABB reconstructs the tally as T . The election result is derived by Alg. 3.

Algorithm 3 Decoding algorithm

```

1: procedure RESULT( $T$ ):
2:    $X := T$ 
3:   for  $j = 1, \dots, m$  do
4:      $x_j \leftarrow X \% (n + 1)$ 
5:      $X \leftarrow (X - x_j) / (n + 1)$ 
6:   return  $\langle x_1, \dots, x_m \rangle$ 

```

4.6. Trustees

After the end of election, each trustee fetches all the election data on every ABB node and verifies the validity of the election data. The genuine tally set $\mathbf{E}_{\text{tally}}$ is determined as the majority of the election data posted on all the ABB nodes. Denote $\mathbf{D}_{\text{tally}}^{(\ell)}$ as Trustee $_{\ell}$'s set of shares of option encoding commitment openings, corresponding to the commitments in $\mathbf{E}_{\text{tally}}$. Trustee $_{\ell}$ computes the opening share for E_{sum} as $T_{\ell} = \sum_{D \in \mathbf{D}_{\text{tally}}^{(\ell)}} D$. Finally, Trustee $_{\ell}$ submits T_{ℓ} and all the opening shares in the unused part of every ballot.

4.7. Properties of our e-voting system

In this section, we discuss how our e-voting system achieves the properties mentioned in Section 2.3. Here we focus on fault-tolerance since this is our main objective. The other necessary properties, verifiability and privacy, have been shown in [1]. In more details:

Fault tolerance. The only component of our e-voting system that is not distributed as a subsystem is the EA since it is just an algorithm whose local state is erased immediately after the setup phase is completed. All the other components, i.e. the VC, ABB and trustees' subsystem, are distributed and resilient up to a number of faulty nodes, determined in Section 3.1.1. This resilience is crucial in order for our system to achieve end-to-end verifiability, voter privacy and receipt freeness, as well as liveness and safety that we prove in Appendix A.

End-to-end verifiability. The end-to-end verifiability that our e-voting system achieves is formalized in [1] (Section 2.3) and proven in [1] (Theorem 4). Informally, our system is end-to-end verifiable against adversaries that may corrupt the EA, all VC nodes, and all the trustees. In addition, the consistency of the view of the ABB, which is the only requirement for end-to-end verifiability, is achieved by the fault tolerance threshold of the ABB subsystem.

Voter privacy/Receipt-freeness. The voter privacy/receipt-freeness that our e-voting system achieves is formalized in [1] (Section 2.3) and proven in [1] (Theorem 5). In this model, the EA, the VC and the trustees' subsystems are merged in to a single honest authority. Adapting the proof to the system model described in Section 3 is accomplished by (i) destroying the EA (ii) the fault tolerance threshold of the VC and the trustees' subsystems and (iii) the fault tolerance threshold of the ABB subsystem.

4.8. Implementation

We implement the EA as a C++ application, and all other components in Java. Whenever we store data structures on disk, or transmit them over the wire, we use Google Protocol Buffers [3] to encode and decode them efficiently. For elliptic-curve cryptographic operations, we use the MIRACL library [5]. In all applications requiring a database, we use the PostgreSQL relational database system [7].

The Election Authority is a stand-alone C++ executable that produces a series of files which are used to initialize the remaining applications. For secret sharing, we employ Shamir's Secret Share library implementation of [8].

We build an *asynchronous communications stack* (ACS) on top of Java, using Netty [6] and the asynchronous PostgreSQL driver from [2], using TLS based authenticated channels for inter-node communication, and a public HTTP channel for public access. We implement Consistent Broadcast and Bracha's Binary Consensus directly on top of the ACS. Using these, we implement our Interactive Consistency solution described in 2.2. We use this infrastructure to implement VC, ABB and trustee nodes.

Web browser replicated service reader. Our choice to model the Bulletin Board as a replicated service of non-cooperating nodes puts the burden of response verification to the reader of the service; a human reader is expected to manually issue a read request to all nodes, then compare the responses and pick the one posted by the majority of nodes. To alleviate this burden, we implement a web browser extension which automates this task, as an extension for Mozilla Firefox. The user sets up the list of URLs for the replicated service. The add-on 1) intercepts any HTTP request towards any of these URLs, 2) issues the same request to the rest of the nodes, and 3) captures the responses, compares them in binary form, and routes the response coming from the majority, as a response to the original request posted by the user. Majority is defined by the number of defined URL prefixes; for 3 such URLs, the first 2 equal replies suffice.

With the above approach, the user never sees a wrong reply, as it is filtered out by the extension. Also note this process will be repeated for all dependencies of the initial web page (images, scripts, CSS), as long as they come from the same source (with the same URL prefix), verifying the complete user visual experience in the browser.

5. EVALUATION

In this section we experimentally evaluate the performance of our voting system, focusing mostly on our vote collection algorithm. We conduct our experiments using a cluster of 12 machines, connected over a Gigabit Ethernet switch. The first 4 are equipped with Hexa-core Intel Xeon E5-2420 @ 1.90GHz, 16GB RAM, and one 1TB SATA disk running CentOS 7 Linux, and we use them to run our VC nodes. The remaining 8 comprise dual-core Intel(R) Xeon(TM) CPUs @ 2.80GHz, with 4GB of main memory, and two 50GB disks running CentOS 6 Linux, and we use them as clients.

We implement a multi-threaded voting client to simulate concurrency. It starts the requested number of threads, each of which loads its corresponding ballots from disk and waits for a signal to start; from then on, it enters a loop where it picks one VC node, ballot side, and vote code at random, requests the voting page from the selected VC (HTTP GET), submits its vote (HTTP POST), and waits for the reply (receipt). This simulates multiple concurrent voters casting their votes in parallel.

We employ the PostgreSQL RDBMS [7] to store all VC initialization data from the EA. We start off by demonstrating our system's capability of handling large-scale elections. To this end, we

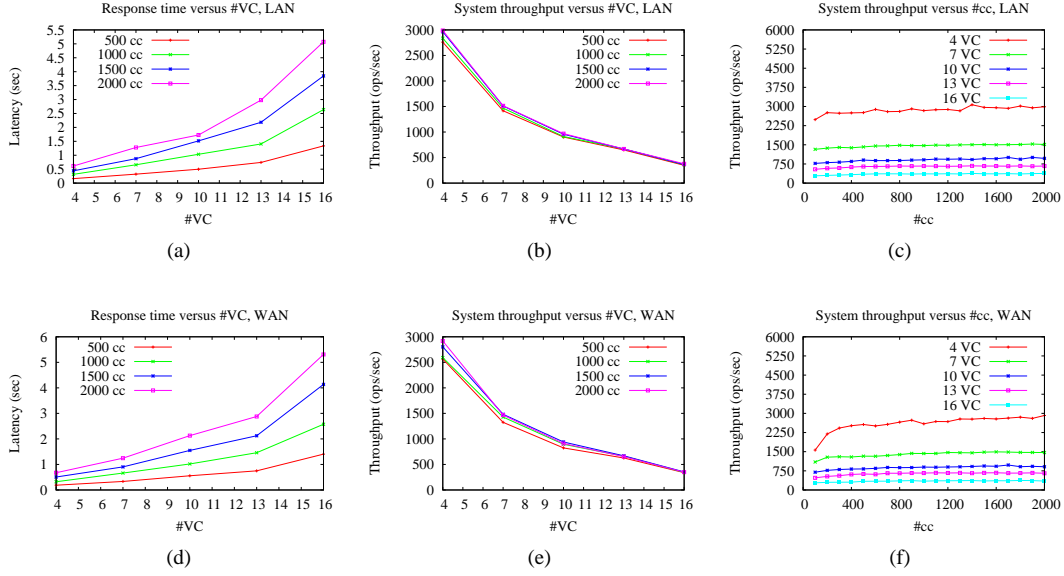


Fig. 3: Latency (3a, 3d) and throughput graphs (3b, 3e) of the vote collection algorithm to the number of VC nodes. Figures (3c and 3f) illustrate throughput versus the number of concurrent clients. First row illustrates LAN setting plots. Second row illustrates WAN setting plots. Election parameters are $n = 200,000$ and $m = 4$.

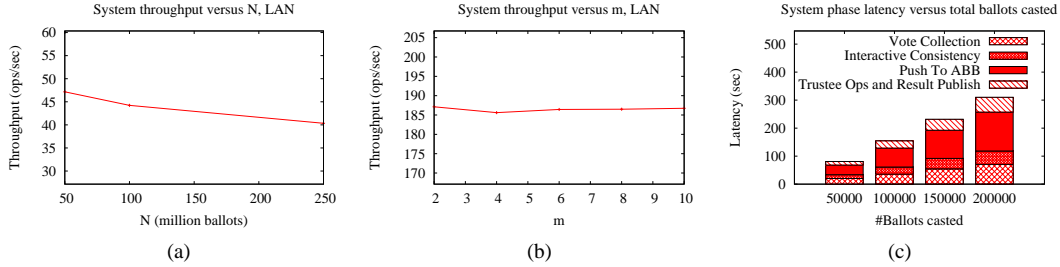


Fig. 4: Throughput graphs of the vote collection phase versus the number of total election ballots n (4a) and the number of total election options m (4b). A total of 200,000 ballots were casted by 400 concurrent clients on 4 VC nodes. Figure 4c illustrates the latency breakdown of all system phases. Results depicted are for 4 VCs, $n = 200,000$ and $m = 4$.

generate election data for referendums, i.e., $m = 2$, and vary the total number of ballots n from 50 million to 250 million (Note the 2012 US voting population size was 235 million). We fix the number of concurrent clients to 400 and cast a total of 200,000 ballots, which are enough for our system to reach its steady-state operation. Figure 4a shows the throughput of the system remains steady even with a five-fold increase in the number of eligible voters.

In our second experiment, we explore the effect of m , i.e., the number of election options, on system performance. We vary the number of options from $m = 2$ to $m = 10$. Each election has a total of $n = 200,000$ ballots which we spread evenly across 400 concurrent clients. As is illustrated in Figure 4b, our vote collection protocol manages to deliver approximately the same throughput

regardless of the value of m . Notice that the only extra overhead that m induces during vote collection is the increase in the number of hash verifications during vote code validation, as there are more vote codes per ballot.

Next, we evaluate the scalability of our vote collection protocol by varying the number of vote collectors and concurrent clients. We eliminate the database, by caching the election data in memory and servicing voters from the cache, to measure the net communication and processing costs of our voting protocol. We vary the number of VC nodes from 4 to 16, and distribute them across the 4 physical machines. Note that co-located nodes are unable to produce vote receipts via local messages only, since the $N_v - f_v$ threshold cannot be satisfied, i.e., cross-machine communication is still the dominant factor in receipt generation. For election data, we use the dataset with $n = 200,000$ ballots and $m = 4$ options.

In Figures 3a and 3b, we plot the average response time and throughput, respectively, of our vote collection protocol versus the number of vote collectors under various concurrent client scenarios. Results illustrate an almost linear increase in the client-perceived latency, for all concurrency scenarios, up to 13 VC nodes. From this point on, contention on the shared memory bus becomes evident and thus the non-linear increase in latency. In terms of overall system throughput, however, the penalty of tolerating extra failures, i.e., increasing the number of vote collectors, manifests early on. We notice an almost 50% decline in system throughput from 4 to 7 VC nodes. However, further increases in the number of vote collectors lead to a much smoother, linear decrease. We repeat the same experiment by emulating a WAN environment using *netem* [44], a network emulator for Linux, to inject a uniform latency of 25ms, which is typical for US coast-to-coast communication [4], for each network packet exchanged between vote collector nodes, and present our results in Figures 3d and 3e. A simple comparison between LAN and WAN plots illustrates that our system manages to deliver the same level of throughput and average latency regardless of the increased intra-VC communication latency. Finally, in Figures 3c and 3f, we plot system throughput to the number of concurrent clients, in LAN and WAN settings respectively. Results show our system has the nice property of delivering nearly constant throughput, regardless of the incoming request load, for a given number of VC nodes.

The benefits of the in memory approach, expressed both in terms of sub-second client response time and increased system throughput, make it an attractive alternative to the more standard database setup. For instance, in cases where high-end server machines are available, it would be possible to service mid to large scale elections completely from memory. Note that, in the in-memory experiments that we conducted, we never came close in exhausting the physical memory of our nodes, even in the case where 4 VC nodes were physically co-located.

Finally, in Figure 4c, we illustrate a breakdown of the duration of each phase of the system versus the total number of ballots cast. We assume immediate phase succession, i.e., the vote collection phase ends when all votes have been cast, the interactive consistency phase begins immediately, and so on. The “Push to ABB” phase is the time it takes for the vote collectors to push the final vote code set to the ABB. This phase is dominated by the database and cryptographic operations performed by the ABB and not by the transfer of the voted set. The former include the retrieval of the option encoding commitments of the voted set, performing the homomorphic addition and publishing the result. The “Trustee Operations and Publish Result” phase is the time it takes for Trustees to perform their operations and the ABB to publish the final tally. Note that in most voting procedures, the vote collection phase would in reality last several hours and even days (see Estonia voting system) as stipulated by national law. Thus, looking only at the post-election phases of the system, we see that the time it takes to publish the final tally on the ABB is quite fast.

6. RELATED WORK

Voting systems The concept of end-to-end verifiability in e-voting systems in the sense of cast-as-intended, recorded-as-cast, tallied-as-recorded was an outcome of the works of Chaum [23] and Neff [53]. Subsequently, several end-to-end verifiable e-voting systems have been introduced, e.g.

the kiosk-based systems [25; 39; 24; 17] and the internet voting systems [9; 47; 60]. In all these works, the BB is a single point of failure and has to be trusted.

In [35], a distributed e-voting system was presented, which however was not end-to-end verifiable. In a very recent work [34], there is a distributed BB implementation according to the design of the vVote end-to-end verifiable e-voting system [33], which in turn is an adaptation of the Prêt à Voter e-voting system [25] for the elections in the state of Victoria, Australia, in 2014. In [34], the proper operation of the BB during ballot casting requires a trusted device for signature verification. In contrast, the distribution of the BB in our implementation, is done so that correct execution of ballot casting can be “human verifiable”, i.e., by simply checking the validity of the obtained receipt.

Byzantine Faults Achieving consensus in the presence of arbitrary faults is a well studied field in distributed systems. It was first introduced by Pease et al. in a synchronous setting [55], while the term “Byzantine” was introduced by Lamport et al. in [49]. Consensus is also the basis, used by Fisher et al. [38], to express the FLP impossibility result in an asynchronous setting, which states the impossibility of achieving *deterministic consensus* even with one faulty process.

There are several proposed solutions to circumvent the FLP impossibility result in asynchronous systems. Many of these approaches utilize randomization techniques that ensure termination after a probabilistic number of rounds ([15; 18; 19; 29]), while others assume trusted modules that can effectively detect the misbehaviour of the systems’ components ([10; 21; 36; 42; 43]).

Castro et al. [20] introduce a Byzantine Fault Tolerant replicated state machine protocol. In the last several years, an increasing number of protocols for Byzantine State machine replication have been introduced that aim to improve performance ([30; 46]), robustness ([11; 28]), or both ([27]). Our system does not use the RSM approach, as it would be more costly. Each one of our VC nodes can validate the voter’s requests on its own, assisted by our EA setup. In addition, we are able to process multiple different voters’ requests concurrently, without enforcing the total ordering inherent in RSMs.

Interactive Consistency was first introduced and studied by Pease et al. [55] and since then, it has been the topic of several research papers in both synchronous ([40; 48; 50; 59]) and asynchronous settings ([16; 51; 52; 57]). The algorithms aiming to solve the problem in the synchronous environment assume either bounded message delays ([50; 55; 59]), or the ability to detect non-delivered messages ([40; 48]).

On the other hand, algorithms for the asynchronous environment adopt a variety of methods to address this problem. In [57], Postma et al. consider that processor clocks drift, from real time, by a known factor, as well as, the existence of an upper and lower bound for the delivery of messages. Milosevic et al. [51] assume a partial synchronous system, with periods where the system exhibits synchrony. All these asynchronous systems make strong synchrony assumptions with multiple synchronization points. In our solution, we require a single synchronization milestone, while the remaining procedure is completely asynchronous.

7. CONCLUSION AND FUTURE WORK

To our knowledge, our system is the first end-to-end verifiable e-voting system to include a fault-tolerant distributed Bulletin Board that allows citizens to vote without the assistance of trusted software or devices. A voter can use our system over the web, even when her web client stack is potentially unsafe, without sacrificing privacy. Citizens can audit the system to ensure their votes have been cast as intended and as the number of auditors increases, the probability of election fraud going undetected diminishes exponentially.

We have provided a rigorous security proof proving the safety and liveness properties of the system. Experimental results show that our system is able to perform efficiently, maintaining steady throughput for thousands of concurrent connections. In addition, the system’s response latency increases linearly with the number of Vote Collector nodes.

We believe our work is an important step in the construction of e-voting systems that support large-scale elections without single points of failures; our approach could be leveraged to add fault-

tolerance to other e-voting systems that use code-voting and a Bulletin Board. Our software will be available open-source upon publication.

Currently, our system supports only *1-out-of-m* elections, in which voters choose one out of m options from their ballots. Future work includes expanding our system to *k-out-of-m* elections, adding voter-coercion resistance, and providing support for more general voting structures such as Single Transferable Votes (STV) [12].

A. LIVENESS AND SAFETY OF OUR E-VOTING SYSTEM

A.1. The adversarial model.

Let N_v , N_b and N_t be the number of VC nodes, ABB nodes and trustees respectively. The voters are denoted by V_ℓ , $\ell = 1, \dots, n$. We assume that there exists a *global clock* variable $\text{Clock} \in \mathbb{N}$, and every node X is equipped with an *internal clock* variable $\text{Clock}[X] \in \mathbb{N}$. We define the two following events in order to model synchronization loss among the clocks caused by the adversary \mathcal{A} :

- (i). The event $\text{Inc}(i) : i \leftarrow i + 1$, that causes some clock i to advance by one time unit.
- (ii). The event $\text{Init}(X) : \text{Clock}[X] \leftarrow \text{Clock}$, that initializes a node X by synchronizing its internal clock with the global clock.

The adversarial setting for \mathcal{A} upon the distributed system Sys is defined in Figure 5.

The adversarial setting.

- (1) EA initializes every component node (VC node, ABB node or trustee) X of Sys by running $\text{Init}(X)$ for clock synchronization. Then, EA sets up the election and provides all the nodes (i.e. component nodes and voters) with their individual election information.
- (2) \mathcal{A} corrupts a fixed subset of VC nodes, a fixed subset of ABB nodes and a fixed subset of trustees. In addition, it defines a dynamically updated subset of voters \mathbf{V}_{corr} , initially set as empty.
- (3) When an honest node X wants to transmit a message M to an honest node Y , then it just sends (X, M, Y) to \mathcal{A} .
- (4) \mathcal{A} may arbitrarily invoke the events $\text{Inc}(\text{Clock})$ or $\text{Inc}(\text{Clock}[X])$, for any node X . Moreover, \mathcal{A} may write on the incoming network tape of any honest component node of Sys .
- (5) For every voter V_ℓ , \mathcal{A} can choose whether it is going to include V_ℓ in \mathbf{V}_{corr} .
 - (i). If $V_\ell \in \mathbf{V}_{\text{corr}}$, then \mathcal{A} fully controls V_ℓ .
 - (ii). If $V_\ell \notin \mathbf{V}_{\text{corr}}$, then \mathcal{A} may initialize V_ℓ by running $\text{Init}(V_\ell)$ only once. If this happens, then the only control of \mathcal{A} over V_ℓ is $\text{Inc}(\text{Clock}[V_\ell])$ invocations. Upon initialization, V_ℓ starts running the voting algorithm 2.

Fig. 5: The adversarial setting for the adversary \mathcal{A} upon the distributed system Sys .

In order for our system to achieve liveness and safety, we have to restrict the adversarial setting in Figure 5 by requiring the following assumptions:

- (1) The fault tolerance thresholds described in Section 3.1.1. Namely, \mathcal{A} can corrupt up to: (1.a) f_v out-of N_v VC nodes, (1.b) f_b out-of N_b ABB nodes and (1.c) f_t out-of N_t trustees, where $N_v \geq 3f_v + 1$ and $N_b \geq 2f_b + 1$.
- (2) There exists an upper bound Δ of the drift of all honest nodes' internal clocks with respect to the global clock. Formally, we have that: $|\text{Clock}[X] - \text{Clock}| \leq \Delta$ for every node X , where $|\cdot|$ denotes the absolute value.
- (3) There exists an upper bound δ on the time that \mathcal{A} can delay the delivery of the messages between honest nodes. Formally, when the honest node X sends (X, M, Y) to \mathcal{A} , if the value of the global clock is t , then \mathcal{A} must write M on the incoming network tape of Y by the time that $\text{Clock} = t + \delta$.
- (4) There exists a value End such that for each honest node X , if $\text{Clock}[X] \geq \text{End}$, then X assumes that the voting phase has ended.

- (5) There exists a positive value D (that depends on the computational and network overhead of the system) such that for each honest VC node X , if $\text{Clock}[X] \geq \text{End} + D$, then X starts computing its view of the set of votes to be tallied.

The assumptions 1.a, 2, 3, 4 are sufficient for liveness. For safety, assumption 5 is additionally required to guarantee that the honest VC node X proceeds to the Result Consensus phase of the IC protocol (see Section 2.2),

A.2. Liveness

To express liveness rigorously, we formalize the behavior of honest voters regarding maximum waiting before vote resubmission as follows:

Definition A.1 ($[d]$ -*patience*). Let V be an honest voter that submits her vote at some VC node when $\text{Clock}[V] = t$. We say that V is $[d]$ -*patient*, when the following condition holds: If V does not obtain a receipt by the time that $\text{Clock}[V] = t + d$, then she will blacklist this VC node and submit the same vote in another randomly selected VC node.

Using Definition A.1, we prove the liveness of our e-voting system in the following theorem:

THEOREM A.2 (LIVENESS). *Let \mathcal{A} be an adversary under the model described in Section A.1, where assumptions 1.a, 2, 3, 4 hold. Let t_{comp} be the worst-case running time of Algorithms 1 and 2 run by the VC nodes and the voters respectively, during the voting protocol.*

Define $t_{\text{wait}} := (N_v - f_v + 3)t_{\text{comp}} + 8\Delta + 4\delta$. Then, the following conditions hold:

- (1) *Every $[t_{\text{wait}}]$ -patient voter that is engaged in the voting protocol by the time that $\text{Clock}[V] = \text{End} - (f_v + 1) \cdot t_{\text{wait}}$, will obtain a receipt.*
- (2) *Every $[t_{\text{wait}}]$ -patient voter that is engaged in the voting protocol by the time that $\text{Clock}[V] = \text{End} - y \cdot t_{\text{wait}}$, where $y \in [f_v]$, will obtain a receipt with more than $1 - 3^{-y}$ probability.*

PROOF. Let V be a $[t_{\text{wait}}]$ -patient voter initialized by the adversary \mathcal{A} when $\text{Clock} = \text{Clock}[V] = t$. We will compute an upper bound on the time required for an honest responder VC node to issue a receipt to V . This bound will derive by the time upper bounds that correspond to each step of the voting protocol, as described in Sections 4.3 and 4.4. In Table I, we provide the advance of these upper bounds at the global clock and the internal clocks of V and VC , so that we illustrate the description of the computation described below.

Upon initialization, V starts running Algorithm 2, hence V will submit her vote at global clock time: $\text{Clock} \leq (t + t_{\text{comp}}) + \Delta$. Thus, VC will receive the vote of V at internal time $\text{Clock}[VC] \leq (t + t_{\text{comp}}) + 2\Delta + \delta$. Then, VC performs at most t_{comp} steps before it broadcasts its share to the other VC nodes. All the other honest VC nodes ($N_v - f_v - 1$ in total) will receive VC 's share at global clock time: $\text{Clock} \leq (t + t_{\text{comp}} + 2\Delta + \delta) + (t_{\text{comp}} + \Delta + \delta) = t + 2t_{\text{comp}} + 3\Delta + 2\delta$, which implies that the time at their internal clocks is at most $t + 2t_{\text{comp}} + 4\Delta + 2\delta$.

All the honest VC nodes will verify VC 's share and broadcast their shares for V 's vote after at most t_{comp} steps. The global clock at that point is $\text{Clock} = (t + 2t_{\text{comp}} + 4\Delta + 2\delta) + t_{\text{comp}} + \Delta = t + 3t_{\text{comp}} + 5\Delta + 2\delta$. Therefore, VC will obtain the other honest VC nodes' shares at most when $\text{Clock}[VC] = t + 3t_{\text{comp}} + 6\Delta + 3\delta$ and will process them in order to reconstruct the receipt for V . Since $N_v - f_v - 1$ shares are sufficient for reconstruction which in turn requires at most t_{comp} steps, VC will finish computation by the time that

$$\text{Clock} = (t + 3t_{\text{comp}} + 6\Delta + 3\delta) + (N_v - f_v - 1)t_{\text{comp}} + t_{\text{comp}} + \Delta = t + (N_v - f_v + 3)t_{\text{comp}} + 7\Delta + 3\delta.$$

Finally, V will obtain the receipt after at most δ delay from the moment that VC finishes computation. Taking into consideration the drift on V 's internal clock, we have that if V is honest and has not yet obtained a receipt by the time that

$$\text{Clock}[V] = (t + (N_v - f_v + 3)t_{\text{comp}} + 7\Delta + 3\delta) + \Delta + \delta = t + (N_v - f_v + 3)t_{\text{comp}} + 8\Delta + 4\delta = t + t_{\text{wait}},$$

Step	Time upper bounds at each clock		
	Clock	Clock[V]	Clock[VC]
V is initialized	t	t	$t + \Delta$
V submits her vote to VC	$t + t_{\text{comp}} + \Delta$	$t + t_{\text{comp}}$	$t + t_{\text{comp}} + 2\Delta$
VC receives V's ballot	$t + t_{\text{comp}} + \Delta + \delta$	$t + t_{\text{comp}} + 2\Delta + \delta$	$t + t_{\text{comp}} + 2\Delta + \delta$
VC verifies the validity of V's ballot and broadcasts its share	$t + 2t_{\text{comp}} + 3\Delta + \delta$	$t + 2t_{\text{comp}} + 4\Delta + \delta$	$t + 2t_{\text{comp}} + 2\Delta + \delta$
All the other honest VC nodes receive VC's share	$t + 2t_{\text{comp}} + 3\Delta + 2\delta$	$t + 2t_{\text{comp}} + 4\Delta + 2\delta$	$t + 2t_{\text{comp}} + 4\Delta + 2\delta$
All the other honest VC nodes verify the validity of V's share and broadcast their shares	$t + 3t_{\text{comp}} + 5\Delta + 2\delta$	$t + 3t_{\text{comp}} + 6\Delta + 2\delta$	$t + 3t_{\text{comp}} + 6\Delta + 2\delta$
VC receives all the $N_v - f_v - 1$ other honest VC nodes' shares	$t + 3t_{\text{comp}} + 5\Delta + 3\delta$	$t + 3t_{\text{comp}} + 6\Delta + 3\delta$	$t + 3t_{\text{comp}} + 6\Delta + 3\delta$
VC verifies the validity of all the $N_v - f_v - 1$ other honest VC nodes' shares	$t + (N_v - f_v + 2)t_{\text{comp}} + 7\Delta + 3\delta$	$t + (N_v - f_v + 2)t_{\text{comp}} + 8\Delta + 3\delta$	$t + (N_v - f_v + 2)t_{\text{comp}} + 6\Delta + 3\delta$
VC reconstructs and sends V's receipt	$t + (N_v - f_v + 3)t_{\text{comp}} + 7\Delta + 3\delta$	$t + (N_v - f_v + 3)t_{\text{comp}} + 8\Delta + 3\delta$	$t + (N_v - f_v + 3)t_{\text{comp}} + 6\Delta + 3\delta$
V obtains her receipt	$t + (N_v - f_v + 3)t_{\text{comp}} + 7\Delta + 4\delta$	$t + (N_v - f_v + 3)t_{\text{comp}} + 8\Delta + 4\delta$	$t + (N_v - f_v + 3)t_{\text{comp}} + 8\Delta + 4\delta$

Table I: Time upper bounds at Clock, Clock[V] and Clock[VC] at each step of the interaction of V with VC. The greyed cells indicate the reference point of the clock drifts at each step.

then, being $[t_{\text{wait}}]$ -patient, she can blacklist VC and resubmit her vote to another VC node. We will show that the latter fact implies conditions 1 and 2 in the statement of the theorem:

- (1) Since there are at most f_v malicious VC nodes, V will certainly run into an honest VC node at her $(f_v + 1)$ -th attempt (if reached). Therefore, if V is engaged in the voting protocol by the time that $\text{Clock}[V] = \text{End} - (f_v + 1) \cdot t_{\text{wait}}$, then she will obtain a receipt.
- (2) If V has waited for more than $y \cdot t_{\text{wait}}$ time and has not yet got a receipt, then it has run at least y failed attempts in a row. At the j -th attempt, V has $\frac{f_v - (j - 1)}{N_v - (j - 1)}$ probability to randomly select one of the remaining $f_v - (j - 1)$ malicious VC nodes out of the $N_v - (j - 1)$ non-blacklisted VC nodes. Thus, the probability that V runs at least y failed attempts in a row is

$$\prod_{j=1}^y \frac{f_v - (j - 1)}{N_v - (j - 1)} = \prod_{j=1}^y \frac{f_v - (j - 1)}{3f_v + 1 - (j - 1)} \leq \prod_{j=1}^y \frac{f_v}{3f_v + 1} = \left(\frac{f_v}{3f_v + 1} \right)^y < 3^{-y}.$$

Therefore, if V is engaged in the voting protocol by the time that $\text{Clock}[V] = \text{End} - y \cdot t_{\text{wait}}$, then the probability that she will obtain a receipt is more than $1 - 3^{-y}$.

□

A.3. Safety

In this section, we prove the safety our e-voting system achieves under the adversarial setting described in Figure 5 and the assumptions 1,2,3,4,5 stated in Section A.1. Specifically, we prove that the votes of all honest voters that have obtained a receipt will be included in the set of votes to be tallied and that this vote tally will be published in all honest ABB nodes.

First, we prove that it is hard for the adversary to compute non-submitted valid vote-codes from the ballots of honest voters in the following lemma.

LEMMA A.3. *Let m be the number of options and n be the number of candidates under the restriction that $m \cdot n \leq 2^{41}$. Let \mathcal{A} be an adversary that runs in at most 2^{64} steps under the model described in Section A.1, where assumptions 1.a, 2, 3, 4, 5 hold. Let V be an honest voter and vote-code be a vote-code in V 's ballot that V did not submit during the voting phase. Then, the probability that \mathcal{A} computes vote-code is less than*

$$(2^{64} \cdot m \cdot n + 257 \cdot m^2 \cdot n^2 + 3 \cdot m^3 \cdot n^3) \cdot 2^{-125}.$$

PROOF. Let \mathbf{C} be the set of all generated vote-codes. Assume that an execution of \mathcal{A} determines the following subsets of \mathbf{C} : (i) the set of vote-codes \mathbf{C}_1 that all honest voters submitted at the election phase, (ii) the set of the vote-codes \mathbf{C}_2 that were located in unused ballots and (iii) the set of vote-codes \mathbf{C}_3 in the ballots of corrupted users. By the statement of the lemma, vote-code $\in \mathbf{C} \setminus (\mathbf{C}_1 \cup \mathbf{C}_2 \cup \mathbf{C}_3)$.

The information Info that \mathcal{A} obtains adaptively, is the VC initialization data, all the data posted in the BB and the set $\mathbf{C}_1 \cup \mathbf{C}_2 \cup \mathbf{C}_3$. We construct an algorithm \mathcal{B} against the IND-CPA security of the underlying AES-128-CBC\$. Namely, \mathcal{B} invokes \mathcal{A} and attempts to simulate an election administered by the distributed system Sys as follows:

- (1) It chooses a random triple $(\ell^*, j^*, a^*) \in [n] \times [m] \times \{A, B\}$.
- (2) For every $(\ell, j, a) \in [n] \times [m] \times \{A, B\} \setminus \{(\ell^*, j^*, a^*)\}$, \mathcal{B} executes the following steps:
 - (a) It chooses random values $\text{vote-code}_{\ell,j}^{(a)}, \text{salt}_{\ell,j}^{(a)} \in \{0, 1\}^{64}$.
 - (b) It makes an encryption query $(m_c, m_{1,\ell,j}^{(a)}) = (\text{vote-code}_{\ell,j}^{(a)}, \text{vote-code}_{\ell,j}^{(a)})$ to receive an AES-128-CBC\$ encryption of $\text{vote-code}_{\ell,j}^{(a)}$.
 - (c) It computes the hash value $h(\text{vote-code}_{\ell,j}^{(a)} || \text{salt}_{\ell,j}^{(a)})$.
 - (d) It generates the option-encoding that corresponds to the j -th candidate in Part (a) of the ballot of voter V_ℓ .
- (3) It chooses random values $\text{vote-code}_0^*, \text{vote-code}_1^*, \text{salt}^* \in \{0, 1\}^{64}$.
- (4) It makes the encryption query challenge $\text{vote-code}_0^*, \text{vote-code}_1^*$ and receives the AES-128-CBC\$ encryption y^* of vote-code_b^* , where b is the outcome of a coin-flip.
- (5) It tabulates all election information (hashes, ciphertexts and option-encodings) normally and by using $h(\text{vote-code}_0^* || \text{salt}^*)$ and y^* for the vote-code that corresponds to the j^* -th option in Part (a) of the ballot of the voter V_{ℓ^*} .
- (6) It interacts with \mathcal{A} according to the model described in Section A.1.
- (7) If \mathcal{A} outputs vote-code_0^* , then \mathcal{B} outputs 0. Otherwise, \mathcal{B} outputs 1.

By construction of \mathcal{B} , if the IND-CPA challenge bit b is 0, then \mathcal{B} simulates perfectly an election administered by the distributed system Sys. Furthermore, if $b = 0$ and vote-code that \mathcal{A} outputs corresponds to the randomly chosen position $(\ell^*, j^*, a^*) \in [n] \times [m] \times \{A, B\}$, then \mathcal{B} certainly wins. Thus,

$$\begin{aligned}
\Pr[\mathcal{B} \text{ outputs } 1 \mid b = 0] &\geq 1 - \Pr[(\text{vote-code}_0^* \leftarrow \mathcal{A}(\text{Info})) \wedge (\text{vote-code}_0^* = \text{vote-code})] = \\
&= 1 - \Pr[\text{vote-code}_0^* = \text{vote-code}] \cdot \Pr[\text{vote-code}_0^* \leftarrow \mathcal{A}(\text{Info}) \mid \text{vote-code}_0^* = \text{vote-code}] = \\
&= 1 - \frac{\Pr[\text{vote-code}_0^* \leftarrow \mathcal{A}(\text{Info}) \mid \text{vote-code}_0^* = \text{vote-code}]}{2 \cdot m \cdot n}.
\end{aligned} \tag{1}$$

On the other hand, if $b = 1$, then vote-code_0^* is the preimage of the hash value $h(\text{vote-code}_0^* || \text{salt}^*)$, while y^* is the encryption of an independently generated vote-code. Based on this observation, we construct an algorithm \mathcal{C} that acts as an attacker against the collision resistance of the hash function $h(\cdot)$. Namely, on input some hash value H :

- (1) \mathcal{C} chooses a random triple $(\ell^*, j^*, a^*) \in [n] \times [m] \times \{A, B\}$.
- (2) For every $(\ell, j, a) \in [n] \times [m] \times \{A, B\}$, \mathcal{C} chooses random values $\text{vote-code}_{\ell,j}^{(a)}, \text{salt}_{\ell,j}^{(a)} \in \{0, 1\}^{64}$.
- (3) It tabulates all election information normally except that for (ℓ^*, j^*, a^*) it provides H instead of the hash value $h(\text{vote-code}_{\ell,j}^{a^*} || \text{salt}_{\ell,j}^{(a^*)})$.
- (4) It interacts with \mathcal{A} according to the model described in Section A.1.
- (5) It receives the output of \mathcal{A} , z .
- (6) It searches for a $w \in \{0, 1\}^{64}$ s.t. $h(z || w) = H$. If it finds such a w , then it outputs $z || w$. Otherwise, it aborts.

W.l.o.g., we can assume that for each $(\ell, j, a) \in [n] \times [m] \times \{A, B\}$, the time complexity for information preparation is cubic to the security parameter ($2 \cdot m \cdot n \cdot 128^3$ steps). The running time of \mathcal{A} is 2^{64} . Assuming linear complexity for hashing and checking a random value, the brute force search for the correct w in step (6) takes $2^{64} \cdot 128 = 2^{67}$ steps. Therefore, we conclude that \mathcal{C} runs in at most $2 \cdot m \cdot n \cdot 128^3 + 2^{64} + 2^{64} \cdot 128 \leq 2^{63} + 2^{64} + 2^{67} < 2^{68}$ steps. By the $(t, t^2 \cdot 2^{-256})$ -collision resistance of $h(\cdot)$ (see Section 2.1.1), we have that the probability that \mathcal{C} finds a preimage is $2^{136} \cdot 2^{-256} = 2^{-120}$. By construction of \mathcal{C} , if \mathcal{A} outputs the vote-code that corresponds to position $(\ell^*, j^*, a^*) \in [n] \times [m] \times \{A, B\}$, then \mathcal{C} certainly wins. Therefore, we have that

$$\begin{aligned}
\Pr[\mathcal{B} \text{ guesses } b \mid b = 1] &= 1 - \Pr[\text{vote-code}_0^* \leftarrow \mathcal{A} \mid b = 1] \\
&= 1 - (2 \cdot m \cdot n) \cdot \Pr[\mathcal{C} \text{ reutns the preimage of } H] > 1 - (2 \cdot m \cdot n) \cdot 2^{-120}.
\end{aligned} \tag{2}$$

Therefore, by Eq. (1),(2), we conclude that

$$\begin{aligned}
\text{Adv}_{128\text{-AES-CBC}\$}^{\text{IND-CPA}}(\mathcal{B}) &= |\Pr[\mathcal{B} \text{ outputs } 1 \mid b = 1] - \Pr[\mathcal{B} \text{ outputs } 1 \mid b = 0]| > \\
&> \left| \frac{\Pr[\text{vote-code}_0^* \leftarrow \mathcal{A}(\text{Info}) \mid \text{vote-code}_0^* = \text{vote-code}]}{2 \cdot m \cdot n} - (2 \cdot m \cdot n) \cdot 2^{-120} \right|.
\end{aligned} \tag{3}$$

As in the time complexity analysis of \mathcal{C} , we can claim that the time complexity of \mathcal{B} is dominated by the running time of \mathcal{A} . Hence, \mathcal{B} runs in at most $2 \cdot 2^{64} = 2^{65}$ steps. In addition, \mathcal{B} makes at most $2 \cdot m \cdot n \leq 2^{32}$ queries. By the $(t, q, (2t + 258 \cdot q + 3q^2) \cdot 2^{-128})$ -IND-CPA security of AES-CBC

(see Section 2.1.3) and (3) we conclude that

$$\begin{aligned}
& \left| \frac{\Pr[\text{vote-code}_0^* \leftarrow \mathcal{A}(\text{Info}) \mid \text{vote-code}_0^* = \text{vote-code}]}{2 \cdot m \cdot n} - (2 \cdot m \cdot n) \cdot 2^{-120} \right| < \\
& < (2^{66} + 516 \cdot m \cdot n + 12 \cdot m^2 \cdot n^2) \cdot 2^{-128} \Rightarrow \\
& \Rightarrow \frac{\Pr[\text{vote-code}_0^* \leftarrow \mathcal{A}(\text{Info}) \mid \text{vote-code}_0^* = \text{vote-code}]}{2 \cdot m \cdot n} < \\
& < (2^{66} + 1028 \cdot m \cdot n + 12 \cdot m^2 \cdot n^2) \cdot 2^{-128} \Leftrightarrow \\
& \Leftrightarrow \Pr[\text{vote-code}_0^* \leftarrow \mathcal{A}(\text{Info}) \mid \text{vote-code}_0^* = \text{vote-code}] < \\
& < (2^{66} \cdot m \cdot n + 1028 \cdot m^2 \cdot n^2 + 12 \cdot m^3 \cdot n^3) \cdot 2^{-127} = \\
& = (2^{64} \cdot m \cdot n + 257 \cdot m^2 \cdot n^2 + 3 \cdot m^3 \cdot n^3) \cdot 2^{-125}.
\end{aligned}$$

□

Using Lemma A.3, we prove our main safety theorem. Namely, that the vote of every honest voter that has obtained a receipt will be included in the consented vote set that all honest VC nodes will agree on.

THEOREM A.4. *Let m be the number of options and n be the number of candidates under the restriction that $m \cdot n \leq 2^{41}$. Let \mathcal{A} be an adversary that runs in at most 2^{63} steps under the model described in Section A.1, where assumptions 1.a, 2, 3, 4, 5 hold. Then, the two following conditions are satisfied:*

- (1) *All honest VC nodes will agree on the same set of voted (serial-no, vote-code) tuples, denoted by Votes (vote set consensus).*
- (2) *The vote of every honest voter that has obtained a receipt will be included in Votes (protocol contract) with probability greater than*

$$1 - (2^{64} \cdot m \cdot n + 257 \cdot m^2 \cdot n^2 + 3 \cdot m^3 \cdot n^3) \cdot 2^{-125}.$$

PROOF.

1. Vote set consensus. By the upper bound restriction on all clock drifts, we have that all honest VC nodes will enter the Value Dissemination phase and the Result Consensus phase of the Interactive Consistency protocol of section 2.2 within some distance Δ from the global clock. The agreement property of interactive consistency ensures that all honest VC nodes will contain the same vector $\langle VS_1, \dots, VS_n \rangle$ of all nodes' sets of voted and pending ballots. Therefore, by following the same deterministic algorithm of Figure 2, all honest VC nodes will agree on Votes.

2. Protocol contract. Let V_ℓ be an honest voter that has obtained a receipt for his vote $\langle \text{serial-no}, \text{vote-code} \rangle$, but his vote is not included in Votes. By the vote consensus property proved previously, we have that some honest VC node VC , decided to discard V_ℓ 's vote. The Vote Set algorithm, described in Figure 2, that determines Votes implies that this can happen only because *Case (i)*: a vote-code-2 different than vote-code appears in the list for the ballot indexed by serial-no or *Case (ii)*: vote-code appears less than $N_v - 2f_v$ times in the list for the ballot indexed by serial-no. We study both Cases (i),(ii):

Case (i). V_ℓ is honest, hence it has submitted the same vote in every possible attempt to vote prior to the one she obtained her receipt. Therefore, Case (i) may occur only if the adversary \mathcal{A} manages to produce vote-code-2 by the vote-code related election information it has access to. Namely, (i) the set of vote-codes that all honest voters submitted at the election phase, (ii) the set of the vote-codes that were located in unused ballots and (iii) the set of vote-codes in the ballots of corrupted users. By assumption, vote-code-2 is in neither of these three sets. Hence, by Lemma A.3, the probability

that \mathcal{A} computes vote-code-2 is less than

$$(2^{64} \cdot m \cdot n + 257 \cdot m^2 \cdot n^2 + 3 \cdot m^3 \cdot n^3) \cdot 2^{-125}.$$

Case (ii). In order for V_ℓ to obtain a receipt, at least $N_v - f_v$ VC nodes must collaborate by providing their shares. The faulty VC nodes are at most f_v , so at least $N_v - 2f_v$ honest VC nodes will include (serial-no, vote-code) in their set of voted and pending ballots. Thus, Case (ii) cannot occur. \square

Based on Theorem A.4, we can show that the election result that will be posted in the ABB is the tally of the votes in Votes. This follows from the fault tolerance thresholds described in Section 3.1.1, and the eventual message delivery that the clock drift and delay upper bounds Δ, δ guarantee.

THEOREM A.5. *Let \mathcal{A} be adversary under the model described in Section A.1, where assumptions 1,2,3,4,5 hold. Then, the election result that the honest ABB nodes will publish is the tally of the consented vote set Votes defined in Theorem A.4.*

PROOF. The drift and delay upper bounds Δ, δ guarantee the eventual delivery of messages between honest nodes. The $N_v - f_v$ honest VC nodes will post Votes along with their decommitment shares in the ABB. Next, the honest ABB nodes will decrypt the vote-codes. By taking majority of the ABB nodes, the honest trustees use Votes and the list of decommitted vote-codes to locate the set E_{tally} of the encoded candidate commitments that correspond to Votes and will produce the homomorphic tally. Then, each honest trustee T_k computes and provides its tally share along with its zero-knowledge proof shares $\left(\{r_{\ell,j'}^{(a)}, [\text{state}_{\phi,\ell,j'}^{(a)}]_k\}^{\substack{a \in \{0,1\} \\ \ell \in [n], j' \in [m]}} \right)$. Upon receiving the h_t out-of- N_t sets of honest trustees' shares, the honest ABB nodes can reconstruct and publish the tally of the votes in Votes and the complete zero-knowledge proofs. \square

References

- Anonymized for submission.
- Asynchronous postgresql java driver. <https://github.com/alaisi/postgres-async-driver/>.
- Google protocol buffers. <https://code.google.com/p/protobuf/>.
- High performance browser networking: What every web developer should know about networking and web performance. http://chimera.labs.oreilly.com/books/1230000000545/ch01.html#PROPAGATION_LATENCY.
- Miracl multi-precision integer and rational arithmetic c/c++ library. <http://www.certivox.com/miracl/>.
- Netty, an asynchronous event-driven network application framework. <http://netty.io/>.
- Postgresql rdbms. <http://www.postgresql.org/>.
- Shamir's secret share in java. <https://github.com/timtiemens/secretshare>.
- ADIDA, B. Helios: Web-based open-audit voting. In *USENIX* (June 2008), pp. 335–348.
- AGUILERA, M. K., CHEN, W., AND TOUEG, S. Using the heartbeat failure detector for quiescent reliable communication and consensus in partitionable networks. *Theoretical Computer Science* 220, 1 (1999), 3–30.
- AUBLIN, P.-L., BEN MOKHTAR, S., AND QUÉMA, V. Rbft: Redundant byzantine fault tolerance. In *Distributed Computing Systems (ICDCS), 2013 IEEE 33rd International Conference on* (2013), IEEE, pp. 297–306.
- BARTHOLDI III, J. J., AND ORLIN, J. B. Single transferable vote resists strategic voting. *Social Choice and Welfare* 8, 4 (1991), 341–354.
- BELLARE, M., AND GOLDREICH, O. On defining proofs of knowledge. In *CRYPTO*. 1992.
- BELLARE, M., AND ROGAWAY, P. Introduction to modern cryptography. URL: <http://cseweb.ucsd.edu/~mihir/cse207/classnotes.html>, 2005.
- BEN-OR, M. Another advantage of free choice: Completely asynchronous agreement protocols. In *Proceedings of the Second Annual ACM Symposium on Principles of Distributed Computing* (New York, NY, USA), PODC 1983, ACM.
- BEN-OR, M., AND EL-YANIV, R. Resilient-optimal interactive consistency in constant time. *Distributed Computing* 16, 4 (2003), 249–262.
- BENALOH, J., BYRNE, M. D., EAKIN, B., KORTUM, P. T., MCBURNETT, N., PEREIRA, O., STARK, P. B., WALLACH, D. S., FISHER, G., MONTOYA, J., PARKER, M., AND WINN, M. STAR-vote: A secure, transparent, auditable, and reliable voting system. In *EVT/WOTE '13* (Aug. 2013).

- BRACHA, G. Asynchronous byzantine agreement protocols. *Inf. Comput.* 75, 2 (Nov. 1987), 130–143.
- BRACHA, G., AND TOUEG, S. Resilient consensus protocols. In *Proceedings of the Second Annual ACM Symposium on Principles of Distributed Computing* (New York, NY, USA), PODC 1983, ACM, pp. 12–26.
- CASTRO, M., AND LISKOV, B. Practical byzantine fault tolerance. In *OSDI* (February 1999).
- CHANDRA, T. D., AND TOUEG, S. Unreliable failure detectors for reliable distributed systems. *Journal of the ACM (JACM)* 43, 2 (1996), 225–267.
- CHAUM, D. Surevote: Technical overview. In *Proceedings of the Workshop on Trustworthy Elections* (Aug. 2001), WOTE.
- CHAUM, D. Secret-ballot receipts: True voter-verifiable elections. *IEEE Security & Privacy* 2, 1 (2004), 38–47.
- CHAUM, D., ESSEX, A., CARBACK, R., CLARK, J., POPOVENIUC, S., SHERMAN, A., AND VORA, P. Scantegrity: End-to-end voter-verifiable optical-scan voting. *Security & Privacy, IEEE* 6, 3 (2008), 40–46.
- CHAUM, D., RYAN, P. Y. A., AND SCHNEIDER, S. A. A practical voter-verifiable election scheme. In *ESORICS 2005* (Sept. 2005), pp. 118–139.
- CLARKSON, M. R., CHONG, S., AND MYERS, A. C. Civitas: Toward a secure voting system. In *2008 IEEE Symposium on Security and Privacy (S&P 2008)* (May 2008), pp. 354–368.
- CLEMENT, A., KAPRITSOS, M., LEE, S., WANG, Y., ALVISI, L., DAHLIN, M., AND RICHE, T. Upright cluster services. In *Proceedings of the ACM SIGOPS 22nd symposium on Operating systems principles* (2009), ACM, pp. 277–290.
- CLEMENT, A., WONG, E. L., ALVISI, L., DAHLIN, M., AND MARCHETTI, M. Making byzantine fault tolerant systems tolerate byzantine faults. In *NSDI* (2009), vol. 9, pp. 153–168.
- CORREIA, M., NEVES, N. F., AND VERÍSSIMO, P. From consensus to atomic broadcast: Time-free byzantine-resistant protocols without signatures. *Comput. J.* 49, 1 (Jan. 2006), 82–96.
- COWLING, J., MYERS, D., LISKOV, B., RODRIGUES, R., AND SHRIRA, L. Hq replication: A hybrid quorum protocol for byzantine fault tolerance. In *Proceedings of the 7th symposium on Operating systems design and implementation* (2006), USENIX Association, pp. 177–190.
- CRAMER, R., DAMGÅRD, I., AND MACKENZIE, P. Efficient zero-knowledge proofs of knowledge without intractability assumptions. In *PKC*. 2000.
- CRAMER, R., GENNARO, R., AND SCHOENMAKERS, B. A secure and optimally efficient multi-authority election scheme. In *EUROCRYPT* (May 1997), pp. 103–118.
- CULNANE, C., RYAN, P. Y. A., SCHNEIDER, S., AND TEAGUE, V. vvote: a verifiable voting system (DRAFT). *CoRR abs/1404.6822* (2014).
- CULNANE, C., AND SCHNEIDER, S. A peered bulletin board for robust use in verifiable voting systems. In *Computer Security Foundations Symposium (CSF), 2014 IEEE 27th* (2014), IEEE, pp. 169–183.
- DINI, G. A secure and available electronic voting service for a large-scale distributed system. *Future Generation Computer Systems* 19, 1 (2003), 69–85.
- DOUDOU, A., AND SCHIPER, A. Muteness detectors for consensus with byzantine processes. In *in Proceedings of the 17th ACM Symposium on Principle of Distributed Computing, (Puerto)* (1997), Citeseer.
- EL GAMAL, T. A public key cryptosystem and a signature scheme based on discrete logarithms. In *CRYPTO* (1985), Springer-Verlag, pp. 10–18.
- FISCHER, M. J., LYNCH, N. A., AND PATERSON, M. S. Impossibility of distributed consensus with one faulty process. *J. ACM* 32, 2 (Apr. 1985), 374–382.
- FISHER, K., CARBACK, R., AND SHERMAN, A. Punchscan: introduction and system definition of a high-integrity election system. In *WOTE 2005* (June 2006).
- GASCÓN, A., AND TIWARI, A. A synthesized algorithm for interactive consistency. In *NASA Formal Methods - 6th International Symposium, NFM 2014, Houston, TX, USA, April 29 - May 1, 2014. Proceedings* (2014), pp. 270–284.
- GJØSTEEN, K. The norwegian internet voting protocol. *IACR Cryptology ePrint Archive 2013* (2013), 473.
- GUERRAOUI, R., AND KOUZNETSOV, P. On the weakest failure detector for non-blocking atomic commit. In *Foundations of Information Technology in the Era of Network and Mobile Computing*. Springer, 2002, pp. 461–473.
- HÉLARY, J.-M., HURFIN, M., MOSTEFAOUI, A., RAYNAL, M., AND TRONEL, F. Computing global functions in asynchronous distributed systems with perfect failure detectors. *IEEE Trans. Parallel Distrib. Syst.* 11, 9 (Sept. 2000), 897–909.
- HEMMINGER, S., ET AL. Network emulation with netem. In *Linux conf au* (2005), Citeseer, pp. 18–23.
- INTERNET POLICY INSTITUTE. Report of the national workshop on internet voting: Issues and research agenda, March 2001.
- KOTLA, R., ALVISI, L., DAHLIN, M., CLEMENT, A., AND WONG, E. Zyzzyva: speculative byzantine fault tolerance. In *ACM SIGOPS Operating Systems Review* (2007), vol. 41, ACM, pp. 45–58.
- KUTYLOWSKI, M., AND ZAGÓRSKI, F. Scratch, click & vote: E2E voting over the internet. In *Towards Trustworthy Elections, New Directions in Electronic Voting* (2010), pp. 343–356.

- LALA, J. H. A byzantine resilient fault tolerant computer for nuclear power plant applications. In *International Symposium on Fault Tolerant Computing Systems* (July 1986).
- LAMPORT, L., SHOSTAK, R., AND PEASE, M. The byzantine generals problem. *ACM TPLS* 4, 3 (July 1982), 382–401.
- LINCOLN, P., AND RUSHBY, J. Formal verification of an interactive consistency algorithm for the draper FTP architecture under a hybrid fault model. In *Compass 1994*, pp. 107–120.
- MILOSEVIC, Z., HUTLE, M., AND SCHIPER, A. Unifying byzantine consensus algorithms with weak interactive consistency. In *Principles of Distributed Systems*. Springer, 2009, pp. 300–314.
- MOSTEFAOUI, A., RAJSBAUM, S., RAYNAL, M., AND ROY, M. A hierarchy of conditions for asynchronous interactive consistency. In *Parallel Computing Technologies*. Springer, 2003, pp. 130–140.
- NEFF, C. A. Practical high certainty intent verification for encrypted votes. Votehere, Inc. whitepaper, 2004.
- NEUMANN, P. Security criteria for electronic voting. In *National Computer Security Conference* (September 1993), pp. 478–481.
- PEASE, M., SHOSTAK, R., AND LAMPORT, L. Reaching agreement in the presence of faults. *J. ACM* 27, 2 (Apr. 1980), 228–234.
- PEDERSEN, T. Non-interactive and information-theoretic secure verifiable secret sharing. In *CRYPTO* (1992), vol. 576, Springer Berlin Heidelberg, pp. 129–140.
- POSTMA, A., AND KROL, T. Interactive consistency in quasi-asynchronous systems. In *Engineering of Complex Computer Systems, 1996. Proceedings., Second IEEE International Conference on* (1996), IEEE, pp. 2–9.
- REITER, M. K. Secure agreement protocols: Reliable and atomic group multicast in rampart. In *Proceedings of the 2nd ACM Conference on Computer and Communications Security* (1994), ACM, pp. 68–80.
- THAMBIDURAL, P. M., AND PARK, Y.-K. Interactive consistency with multiple failure modes. In *Symposium on Reliable Distributed Systems* (1988), pp. 93–100.
- ZAGÓRSKI, F., CARBACK, R. T., CHAUM, D., CLARK, J., ESSEX, A., AND VORA, P. L. Remoteegrity: Design and use of an end-to-end verifiable remote voting system. In *Applied Cryptography and Network Security* (2013), Springer, pp. 441–457.