

# Diagnosing State-Of-The-Art Object Proposal Methods

Hongyuan Zhu<sup>1</sup>  
zhuh@i2r.a-star.edu.sg

Shijian Lu<sup>1</sup>  
slu@i2r.a-star.edu.sg

Jianfei Cai<sup>2</sup>  
ASJFCAL@ntu.edu.sg

Guangqing Lee<sup>3</sup>  
134174B@mymail.nyp.edu.sg

<sup>1</sup> Institute for Infocomm Research,  
A\*Star,  
Singapore

<sup>2</sup> Nanyang Technological University,  
Singapore

<sup>3</sup> Nanyang Polytechnic,  
Singapore

## Abstract

Object proposal has become a popular paradigm to replace exhaustive sliding window search in current top-performing methods in PASCAL VOC and ImageNet. Recently, Hosang et al. [17] conduct the first unified study of existing methods' in terms of various image-level degradations. On the other hand, the vital question "what object-level characteristics really affect existing methods' performance?" is not yet answered. Inspired by Hoiem et al.'s work in categorical object detection [16], this paper conducts the first meta-analysis of various object-level characteristics' impact on state-of-the-art object proposal methods. Specifically, we examine the effects of object size, aspect ratio, iconic view, color contrast, shape regularity and texture. We also analyse existing methods' localization accuracy and latency for various PASCAL VOC object classes. Our study reveals the limitations of existing methods in terms of non-iconic view, small object size, low color contrast, shape regularity etc. Based on our observations, lessons are also learned and shared with respect to the selection of existing object proposal technologies as well as the design of the future ones.

## 1 Introduction

Recent top performing methods in PASCAL VOC [11] and ImageNet [29] make use of object proposal to replace exhaustive window search [5, 10, 13, 14, 34]. Object proposal's effectiveness is rooted in the assumption that there are general cues to differentiate objects from the background. Since the very first work by Alexe et al. [1], many object proposal methods have been proposed [2, 3, 4, 9, 18, 20, 23, 26, 27, 32, 37] and tested on various large scale datasets [11, 22, 29], and their overall detection rates versus different thresholds or window number have also been reported. Yet such partial performance summaries give us little idea of a method's strengths and weaknesses for further improvement, and users are still facing difficulties in choosing methods for their applications. Therefore, more detailed analysis of existing state-of-the-arts is critical for future research and applications.

There are considerable works in categorical object detection [6, 8, 15, 33, 35] which study the impact of different object-level properties (such as occlusion, aspect ratio, view-point change) to the performance of categorical object detectors. Others have investigated

dataset design [11, 25, 31] and impact of the amount of training data [36]. Our work is greatly inspired by the recent research by Hoiem et al. [16] and Russakovsky et al. [29] in categorical object detection and Hosang et al. [17] in object proposal. Hoiem et al.’s work [16] provides depth analysis of existing categorical object detectors in PASCAL VOC in terms of object size, aspect ratio, parts and viewpoints, yet they provided annotations for a limited object classes. Russakovsky et al. [29] provide further depth analysis of the state-of-the-art categorical object detectors in ILSVRC in terms of various object attributes such as color, shape and texture, though such annotations are not publicly available. Hosang et al. [17] conduct the first unified and comprehensive comparison of existing object proposal methods in terms of various image-level degradations, but the more relevant object-level characteristics analysis are missing.

Our contributions can be summarized in three aspects. First, we investigate the influence of object-level characteristics over state-of-the-art object proposal methods for the first time. Although there are some similar works in categorical object detection, few research has been conducted on object proposal side to the best of our knowledge. Second, we introduce the concept of localization latency to evaluate a method’s localization efficiency and accuracy. Third, we create a fully annotated PASCAL VOC dataset with various object-level characteristics to facilitate our analysis. The annotations take us nearly one month’s time which will be released to facilitate further related research.

## 2 Evaluation Protocol

### 2.1 PASCAL VOC detection dataset

**Dataset Selection and Annotation:** Our experiments are based on PASCAL VOC2007 test set, which has been widely used in evaluating object proposal methods [1, 4, 17, 37]. The test set has around 15000 object instances across 20 object classes. Hoiem et al. [16] make annotations for seven object classes with the characteristics such as object size, aspect ratio, occlusion etc. In our work, we keep existing annotations for object size and aspect ratio, and extend them to all other object classes. In addition, we make annotations for other object properties (color contrast, shape regularity and texture), as studied in Russakovsky et al. [29]. The annotations are conducted by two students and finally confirmed by an expert to reduce the labelling ambiguity.

**Evaluation Criteria:** A proposed window  $B$  is treated as detected if its Intersection-over-Union (IoU) with a ground truth bounding box  $\bar{B}$ :  $IoU(\bar{B}, B) = \frac{area(B \cap \bar{B})}{area(B \cup \bar{B})}$  is above a certain threshold  $T$ . The ‘best instance IoU’ (BIOU) measures the maximum IoU between a ground-truth instance  $G$  with a group of window candidates  $S$ :

$$BIOU(G, S) = \max_{s \in S} IoU(G, s) \quad (1)$$

The windows of all methods are pre-computed by Hosang et al. [17]. We adopt the commonly used criterion to evaluate proposal quality by fixing the number of proposals, then the recall varies with different IoU thresholds. Due to the page limit, we choose the ‘recall versus IoU’ curve for 1000 windows to better reflect existing methods’ performance in terms of localization accuracy and detection rate. Numbers next to each method in Fig 1~7 indicate area under curve and average window number per image, respectively. We also attach the figures for other window number (100 and 10000) in supplementary material for reference. The curves for ‘recall versus region number’ and ‘area under recall-versus-IoU’ are also attached to provide complementary information.

## 2.2 Object Proposal Methods

We choose representative and recent top-performing object proposal methods in PASCAL VOC 2007 dataset as our experiment candidates to reflect the recent development. Existing methods can be divided into two major groups, window based methods and region based methods.

**Window based methods** generate proposals by ranking each sampled window according to the likelihood that it contains the object of interest.

1) **Objectness (O)** [1] assigns the objectness likelihood by sampling initial windows from salient object locations and then the cues from color contrast, edge distribution, superpixel straddling are integrated by using Bayes rule.

2) **Rathu2011 (R1)** [26] extends [1] by using new objectness cues from superpixel and image gradients, and applies a structured output ranking method to combine them.

3) **BING (B)** [4] ranks coarse to fine sliding windows by using classifiers trained with the normalized gradient feature. It encloses the closed contour information and can run at 300fps on a desktop.

4) **EdgeBox (EB)** [37] also evaluates the objectness with sliding windows, but the scoring is derived from the state-of-the-art structured forest contour detector [7]. Each window is assigned a score corresponds to the strength of enclosed contour signal.

**Region based methods** generate multiple foreground regions that correspond to objects. The process starts from single or multiple over-segmentation, then the regions are grouped according to the multiple cues and finally the candidate regions are ranked either according to region hierarchy or by using a learned ranking classifiers etc. A region proposal can be transformed to a window proposal by enclosing the region with the tightest bounding box.

1) **CPMC (C)** [3] applies non-overlapped seeds to train appearance models for foreground and background and solves graph cuts to generate foreground proposals. Then the proposals are ranked according to various cues. Endres et al. [9] applies a similar pipeline but using a seeding map from occlusion boundary and a different ranking model.

2) **MCG (M)** [2] makes use of a novel multi-scale eigenvector solver to quickly globalize the object contours. Then the regions are merged to form candidates according to the contour similarities in different scales. Further candidates are generated by merging up to four regions, and are ranked according to various cues similar to CPMC.

3) **SelectiveSearch (SS)** [32] also starts from superpixels, but it applies a diversified approach to form object regions by merging them with a set of hand-crafted features and similarity functions.

4) **RandomizedPrim (RP)** [23] follows a similar approach to SelectiveSearch, while the weights between superpixels are learned and the merging process is randomized.

5) **Geodesic (G)** [21] assigns seeds by using heuristics or learned classifiers for subsequent geodesic distance transform. The level sets of each geodesic transform define and rank the foregrounds.

6) **RIGOR (RI)** [18] is similar to CPMC, but the contour detector is replaced with the fast structure forest [7] and the algorithm is speeded up by reusing the inference.

**Baselines** are also considered in our work to provide reference points to study the correlation between the existing methods and their components. We consider two baselines from Hosang et al. [17] in this work. 1) **Uniform (U)** baseline generates proposals by uniformly sampling the object center, square root area and aspect ratio. 2) **Superpixel (SP)** of [12] is adopted, as four methods in this work apply its superpixel. This baseline over-segments an image into regions where each region is treated as a candidate.

### 3 Profiling Localization Accuracy and Latency

Method	Person	Bird	Cat	Cow	Dog	Horse	Sheep	Plane	Bike	Boat	Bus	Car	MBike	Train	Bottle	Chair	Table	Plant	Sofa	TV	mIoU
Bing	0.58	0.57	0.70	0.58	0.67	0.63	0.57	0.61	0.61	0.53	0.62	0.56	0.62	0.67	0.49	0.55	0.65	0.56	0.68	0.59	0.60
EB	<b>0.65</b>	<b>0.69</b>	<b>0.80</b>	<b>0.72</b>	<b>0.80</b>	<b>0.77</b>	<b>0.70</b>	<b>0.74</b>	<b>0.74</b>	<b>0.64</b>	<b>0.78</b>	<b>0.66</b>	<b>0.74</b>	<b>0.78</b>	<b>0.52</b>	<b>0.63</b>	<b>0.74</b>	<b>0.63</b>	0.77	<b>0.76</b>	<b>0.71</b>
OBJ	0.57	0.57	0.72	0.59	0.69	0.67	0.56	0.64	0.63	0.54	0.68	0.57	0.63	0.70	0.45	0.53	0.70	0.54	0.72	0.60	0.61
Rathu	0.57	0.57	0.79	0.61	0.77	0.73	0.59	0.69	0.67	0.53	0.73	0.57	0.69	0.77	0.38	0.50	<b>0.74</b>	0.52	<b>0.79</b>	0.68	0.64
Mean	0.59	0.60	0.75	0.63	0.73	0.70	0.60	0.67	0.66	0.56	0.70	0.59	0.67	0.73	0.46	0.55	0.71	0.56	0.74	0.66	0.64
CPMC	0.62	0.65	<b>0.87</b>	0.70	<b>0.85</b>	0.76	0.66	0.72	0.68	0.55	0.77	0.64	0.72	0.80	0.46	0.61	0.76	0.59	0.85	0.74	0.70
GOP	0.66	0.65	0.86	0.72	0.82	0.77	0.68	0.69	0.72	0.59	0.80	0.69	0.74	0.81	0.52	0.66	0.78	0.64	0.83	0.76	0.72
MCG	<b>0.71</b>	<b>0.70</b>	<b>0.87</b>	<b>0.77</b>	<b>0.85</b>	<b>0.79</b>	<b>0.73</b>	0.76	<b>0.75</b>	<b>0.64</b>	<b>0.82</b>	<b>0.72</b>	<b>0.77</b>	<b>0.83</b>	<b>0.58</b>	<b>0.69</b>	0.78	<b>0.65</b>	<b>0.87</b>	<b>0.80</b>	<b>0.75</b>
RP	0.63	0.64	0.85	0.68	0.82	0.73	0.66	0.77	0.71	0.59	0.77	0.65	0.73	0.78	0.49	0.65	0.79	0.61	0.86	0.75	0.71
RIGOR	0.61	0.64	0.87	0.69	0.82	0.75	0.64	0.69	0.70	0.57	0.76	0.65	0.72	0.78	0.48	0.62	0.74	0.59	0.84	0.72	0.69
SS	0.67	0.69	<b>0.87</b>	0.72	<b>0.85</b>	0.77	0.68	<b>0.79</b>	<b>0.75</b>	0.63	0.79	0.68	0.76	0.82	0.53	0.67	<b>0.82</b>	0.64	<b>0.87</b>	0.77	0.74
Mean	0.65	0.66	0.86	0.71	0.83	0.76	0.68	0.74	0.72	0.60	0.78	0.67	0.74	0.80	0.5083	0.65	0.78	0.62	0.85	0.76	0.72

**Table 1:** Different methods’ localization accuracy for each PASCAL VOC class, which is defined in Sec 3. The methods on the upper parts of the rows are the window based methods, the methods following rows are for the region based methods. Bold face numerics are the best results for each methodology. While, the bold face numerics in red color demonstrates the bests results for all methods.

To motivate our object level analysis, we need to answer the question ‘*Are state-of-the-arts really good at all kinds of objects?*’. Therefore, we juxtapose each PASCAL VOC class’ localization accuracy in Table 1. The **localization accuracy** is measured by taking average of the ‘mean best instance IoU’ for different window number  $L \in \{100, 1000, 10000\}$ , where ‘mean best instance IoU’ measures the mean BIoU (Eq. 1) between all ground-truth instances and a group of window candidates  $S$ , given  $|S| \leq L$ . As demonstrated in Table 1, different methods’ localization accuracy varies with classes, which gives hints that object proposals are not as ‘object agnostic’ as the original assumption. The region based methods have higher localization accuracy than window based methods. MCG and SelectiveSearch are the top performing region based methods, though window based EdgeBox shows comparable performance. The localization accuracy for region based methods are similar. One potential explanation is that all region based methods follow similar pipeline by grouping superpixels with either learned or hand-crafted edge measures.

Method	Person	Bird	Cat	Cow	Dog	Horse	Sheep	Plane	Bike	Boat	Bus	Car	MBike	Train	Bottle	Chair	Table	Plant	Sofa	TV	Mean
Bing	<b>18.2</b>	15.1	<b>13.4</b>	14.3	14.2	14.1	14.2	14.1	14.3	14.7	<b>13.6</b>	<b>16.6</b>	14.1	<b>13.6</b>	<b>15.6</b>	<b>16.4</b>	<b>13.7</b>	<b>15.2</b>	<b>13.9</b>	14.3	14.7
EB	<b>18</b>	14.6	<b>13.0</b>	13.6	13.6	<b>13.4</b>	13.7	13.5	13.8	14.3	<b>12.7</b>	<b>16.1</b>	13.6	<b>13.1</b>	<b>15.4</b>	<b>16.2</b>	13.5	<b>15</b>	13.5	<b>13.4</b>	<b>14.2</b>
Obj	<b>18.3</b>	15.1	<b>13.4</b>	14.2	14.2	14.0	14.3	13.9	14.3	14.7	<b>13.3</b>	<b>16.5</b>	14.2	<b>13.3</b>	<b>15.7</b>	<b>16.6</b>	<b>13.5</b>	<b>15.3</b>	<b>13.6</b>	14.3	14.6
Rathu	<b>18.5</b>	15.3	<b>14.0</b>	14.4	14.7	14.5	14.4	<b>14.1</b>	14.5	14.8	<b>13.6</b>	<b>16.6</b>	14.4	<b>13.8</b>	<b>15.8</b>	<b>16.7</b>	<b>13.8</b>	<b>15.5</b>	14.1	14.3	14.9
Mean	18.3	15.0	13.4	14.1	14.2	14.0	14.1	13.9	14.2	14.6	13.3	16.5	14.1	13.4	15.6	16.5	13.6	15.2	13.8	14.1	14.6
CPMC	<b>18.3</b>	14.9	<b>13.2</b>	13.9	13.9	14.0	14.0	13.8	14.4	14.7	<b>13.4</b>	<b>16.4</b>	14.1	<b>13.4</b>	<b>15.7</b>	<b>16.4</b>	<b>13.7</b>	<b>15.3</b>	<b>13.6</b>	14	14.6
GOP	<b>18.4</b>	15.1	<b>13.9</b>	14.0	14.5	14.4	<b>14.0</b>	14.1	14.5	14.7	<b>13.6</b>	<b>16.4</b>	14.5	<b>14.0</b>	<b>15.6</b>	<b>16.4</b>	<b>14.0</b>	<b>15.3</b>	14.1	<b>14.0</b>	14.8
MCG	<b>18.2</b>	14.9	<b>13.3</b>	<b>13.8</b>	14.1	14.1	<b>13.8</b>	<b>13.8</b>	14.3	14.6	<b>13.3</b>	<b>16.3</b>	14.1	<b>13.6</b>	<b>15.5</b>	<b>16.3</b>	<b>13.9</b>	<b>15.2</b>	<b>13.8</b>	<b>13.9</b>	<b>14.5</b>
RP	<b>18.5</b>	15.2	<b>14.1</b>	14.3	14.8	14.6	14.3	<b>14.0</b>	14.6	14.7	<b>13.9</b>	<b>16.7</b>	14.5	<b>14.1</b>	<b>15.7</b>	<b>16.5</b>	<b>14.1</b>	<b>15.4</b>	14.2	14.3	14.9
RIGOR	<b>18.3</b>	14.9	<b>13.1</b>	14.0	13.9	14.0	14.0	13.7	14.2	14.6	<b>13.3</b>	<b>16.3</b>	14.0	<b>13.3</b>	<b>15.6</b>	<b>16.3</b>	<b>13.6</b>	<b>15.2</b>	<b>13.3</b>	14.0	<b>14.5</b>
SS	<b>18.4</b>	15.1	<b>13.8</b>	14.2	14.4	14.4	14.2	<b>13.7</b>	14.4	14.7	<b>13.6</b>	<b>16.6</b>	14.3	<b>13.8</b>	<b>15.7</b>	<b>16.5</b>	<b>13.8</b>	<b>15.4</b>	14	14.3	14.8
Mean	18.3	15.0	13.6	14.0	14.3	14.2	14.0	13.9	14.4	14.7	13.5	16.5	14.2	13.7	15.6	16.4	13.9	15.3	13.8	14.1	14.7

**Table 2:** Different methods’ localization latency for each PASCAL VOC class, which is defined in Eq. 2. The methods in the top part of rows are the window based approach, the methods in the below rows are for the region based approach. The blue numerics indicate the top 5 lowest latency classes for each method, the red ones indicate the top 5 highest latency classes.

A good object proposal method should not only produce candidates with high accuracy, but also use as less windows as possible. To summarize a method’s performance in terms of the accuracy and window number, we propose the **localization latency** metric as inspired by the clutteriness measure in [28], which measures the average number of windows required to localize all object instances. Moreover, different object classes intuitively should have different levels of localization latency. For example, some classes (e.g. sheep or cow) often stay in a clean background, and are easy to be localized with a few windows. On the other hand, when an object is located in a cluttered indoor, more windows may be needed to

localize the object. By studying the localization latency, we can have some initial idea of what object appearance properties may affect the performance of existing methods.

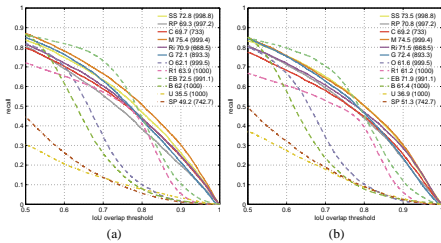
To quantify a method  $I$ 's localization latency, we sample  $K$  ( $K \in \{100, 1000, 10000\}$ ) windows  $W_1^I, W_2^I, \dots, W_K^I$  in returned descending order. Let  $OBJ(m, T, K)$  be the total number of sampled windows to localize all instances of the target category in image  $m$  under varying threshold  $T \in \{0.5, 0.7, 0.85\}$  and  $K$  (i.e.  $OBJ(m, T, K) = \sum_i \min\{k \in K : IOU(W_k^m, B_i^m) > T\}$ ). If using  $k$  windows still can't localize the object,  $k$  is set to  $K + 1$ .  $M$  is the number of images contain the instances. The localization latency is defined as follows:

$$LocalizationLatency = \frac{1}{|T|} \sum_T \log_2 \left( \frac{1}{M} \sum_K \sum_m OBJ(m, T, K) \right) \quad (2)$$

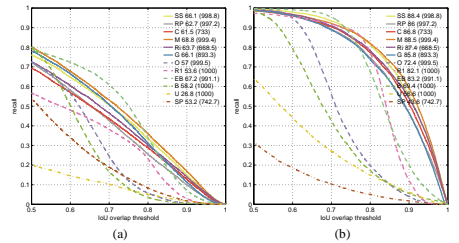
Table 2 juxtaposes the class localization latency of the selected methods. The higher the measure, the more windows are needed to localize the object. The top 5 most difficult classes are 'Person', 'Car', 'Chair', 'Plant' and 'TV', where the objects contain strong intra-variation, thin structures and often from images with background clutter. On the other hand, the top 5 easiest classes are 'Cats', 'Bus', 'Train', 'Table' and 'Plane', which tend to have large homogeneous foreground or background or are highly contrasted. It can therefore be concluded that some object properties can indeed influence the performance of existing proposal methods. Moreover, by inspecting from the table, the window based methods have lower localization latency than region based methods. Our interpretation for such result is that window based approach inherently assumes that objects are spatially compact. As a result, the window sampled by using carefully hand-crafted parameters can capture more integrated objects in the combinatorial space, which are difficult to be detected by using bottom-up region based approach. Finally, the measures also reflect complementariness among different methods, which is difficult to be revealed by overall IoU metric.

## 4 Impact of Object Characteristics

So far, we have studied existing methods' localization accuracy and latency, and can conclude that object appearance indeed influences the performance of different proposal methods. We look further into what object properties can bring such influences. First, we study the impact of natural and man-made objects. Then, we examine the impact of additional properties: iconic view, object size, aspect ratio, color contrast, shape regularity and texture-ness.



**Figure 1:** Recall versus IoU threshold curves for 'Natural' (a) and 'Man-Made' (b). Dashed lines are for window based methods and solid lines are for region based methods. Dashed lines with dots are for the baseline methods.

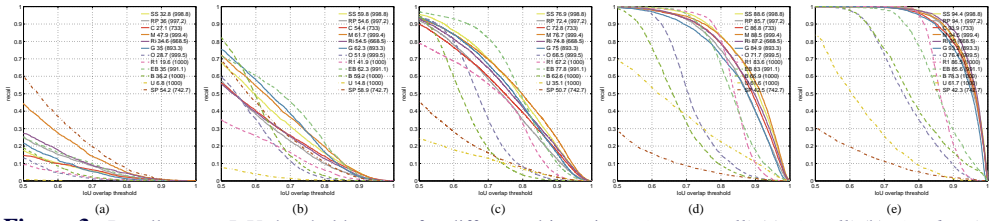


**Figure 2:** Recall versus IoU threshold curves for 'Non-iconic' (a) and 'Iconic' (b) objects. Dashed lines are for window based methods and solid lines are for region based methods. Dashed lines with dots are for the baseline methods.

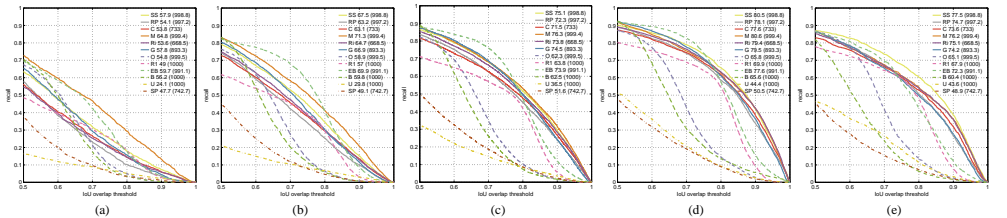
**Natural vs Man-made** classifies objects as 'natural' (e.g. horse, person, cow et al) or 'man-made' (e.g. motorbike, tv monitor et al). The 'recall versus IoU threshold' curves

for ‘Natural’ and ‘Man-Made’ objects are shown in Figure 1. The recall rate for natural objects is slightly higher than man-made ones, though the difference is almost negligible. This suggests existing objectness rules are general to man-made and nature objects. Region based methods maintain a smooth recall rate transition, while the window based EdgeBox achieves the highest recall when it is tuned for  $IoU = 0.7$ .

**Iconic Objects** refers to the objects in canonical perspective centred in the image with certain size, and vice versa. Many commercial photos contain such ‘iconic objects’. On the other hand, for images such as street or indoor scenes, objects appear in various locations, scale and aspect ratio. Therefore, we are interested in studying whether existing methods would favour such ‘iconic objects’. To decide whether an object is iconic or not, we estimate a multivariate Gaussian distribution for the bounding box parameters e.g. centre position, square root area, and log aspect ratio from the PASCAL VOC’s training set as Hosang et al. [17]. Then we sample bounding boxes from this distribution. An iconic object is decided by checking if there is a sampled bounding box that has an  $IoU \geq 0.6$  with the ground truth. Non-iconic objects take up nearly 68% of the objects. The “recall versus IoU threshold” curves for ‘Non-iconic’ and ‘Iconic’ objects are shown in Figure 2. To our surprise, existing methods strongly favour iconic objects. One conjecture is that some methods already incorporate the prior knowledge for iconic object by applying classifiers with location features (e.g. MCG, CPMC, RIGOR) or window sampling technique (e.g. Rathu2011). On the other hand, many methods that don’t incorporate such prior (e.g. BING, EdgeBox, Objectness, SelectiveSearch, Geodesic) also exhibit different degrees of performance loss, though such loss is smaller compared with the ones apply the location prior (except MCG). Such phenomenon suggests the existing methods have limitations in localizing objects in estrange positions and appearances. Our subsequent analysis also supports such hypothesis.



**Figure 3:** Recall versus IoU threshold curves for different object sizes: ‘extra-small’ (a), ‘small’ (b), ‘medium’ (c), ‘large’ (d) and ‘extra-large’ (e). Dashed lines are for window based methods and solid lines are for region based methods. Dashed lines with dots are for the baseline methods.



**Figure 4:** Recall versus IoU threshold curves for different aspect ratio: ‘extra-tall’ (a), ‘tall’ (b), ‘medium’ (c), ‘wide’ (d) and ‘extra-wide’ (e). Dashed lines are for window based methods and solid lines are for region based methods. Dashed lines with dots are for the baseline methods.

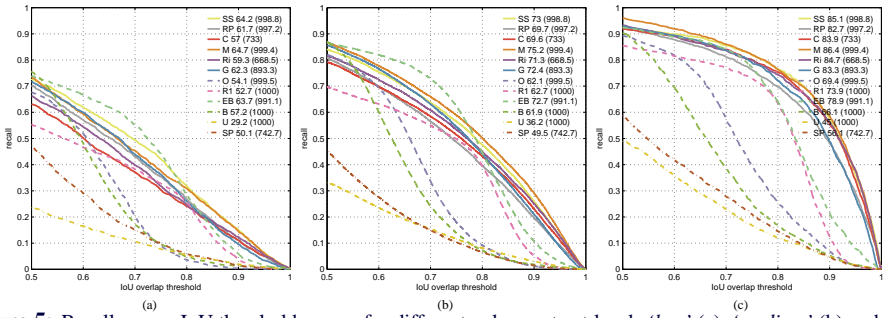
**Object Size** is measured as the pixel area of the bounding box, each bounding box is assigned to a size category depending on the percentile sizes within the object instances: ‘extra-small’ (XS: bottom 10%); ‘small’ (S: next 20%); ‘medium’ (M: next 40%); ‘large’



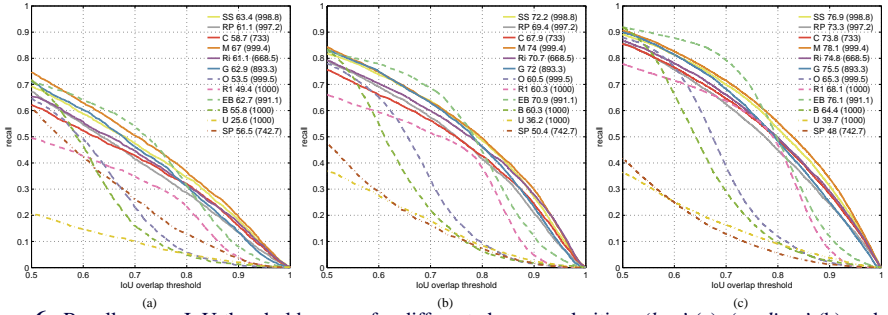
(L: next 20%); ‘extra-large’ (XL: next 10%). The “recall versus IoU threshold” curves for different object sizes are shown in Figure 3. Existing methods exhibit various performance in terms of different sizes, typically for objects from extra-small to medium size. EdgeBox shows the best performance for small to medium range objects when  $IoU \leq 0.7$ . BING’s performance is also stable across this size range. For other sizes, EdgeBox also shows comparable performance with the region based approach. Ratu2011 (R1) is most size-sensitive window based method, which works decently for localizing large and extra-large objects. Such phenomenon for window based methods is correlated with the initial window sampling techniques (as shown in the ‘uniform’ baseline), which favour searching sizeable object first. MCG is the best performing region based method across different sizes. Interestingly, superpixel baseline shows better performance than all existing methods for extra-small cases, which supports our previous hypothesis that the pipeline of existing methods has a tendency to ignore small to medium scale objects or has difficulty in picking them out, though more component-wise analysis is left for future work.

**Aspect Ratio** is defined as the object width divided by height. The objects are categorized into ‘extra-tall’ (XT), ‘tall’ (T), ‘medium’ (M), ‘wide’ (W) and ‘extra-wide’ (XW), also according to the percentile size within the dataset. The “recall versus IoU threshold” curves for different aspect ratios are shown in Figure 4. Most objects from ‘medium’ (M) to ‘wide’ (W) are easier to localize than other aspect ratios, as many ‘extra-tall’ and ‘tall’ are correlated with ‘bottle’ and ‘person’ classes. Existing methods experience variations in terms of various aspect ratios. MCG and EdgeBox are the top performing methods when  $IoU \leq 0.7$ . The performance of region based methods are correlated with the superpixel baseline, as superpixels tend to oversegment image into regular shape regions. Another notable phenomenon is the performance variation for seeded region based approach (CPMC and RIGOR). One potential explanation is that CPMC and RIGOR applies a regular grid based seeding approach, which may not produce stable seeding for elongated objects. MCG and Geodesic applies an irregular seeding approach from contour map, which is more stable for objects in various aspect ratio. The performance of window based methods is also correlated with initial window sampling, which can be observed by inspecting the ‘uniform’ baseline. The window based methods maintain performance at middle aspect ratio range, while show lower performance at two ends of the aspect ratio, due to the insufficient parameter sampling.

**Color Distinctiveness** is divided into three classes: ‘low’ (e.g. black car moving in the night), ‘medium’ (e.g. a pedestrian in human class), ‘high’ (e.g. white horse on the grassland). One common assumption for object proposal is that objects contain properties which help them stand out from the background areas. Therefore, objects with strong contrast with the background should be easier to get localized. The “recall versus IoU threshold” curves for different color contrast level are shown in Figure 5. Our analysis did suggest such preference for highly contrast objects for existing methods, since many existing methods either explicitly modelling color contrast (e.g. CPMC, RIGOR, SelectiveSearch, Objectness) or implicitly making use of color contrast based features (e.g. MCG, EdgeBox, Geodesic, RandomizedPrime etc.). A direct consequence for such design flavour is that region based methods are the most sensitive to color contrast changes, whereas window based methods suffer less because they benefit from gradient and shape cues (e.g. EdgeBox, BING and Objectness). On the other hand, Ratu2011 is quite sensitive to contrast changes as it relies on superpixel based window sampling technique. As color distinctiveness is also correlated with non-iconic objects, we evaluate the color contrast’s influence in terms of iconic and non-iconic views individually. The improvement shifts from low contrast to high contrast for both kinds of objects follows similar performance improvement pattern (the figures can be



**Figure 5:** Recall versus IoU threshold curves for different color contrast level: ‘low’ (a), ‘medium’ (b) and ‘high’ (c). Dashed lines are for window based methods and solid lines are for region based methods. Dashed lines with dots are for the baseline methods.



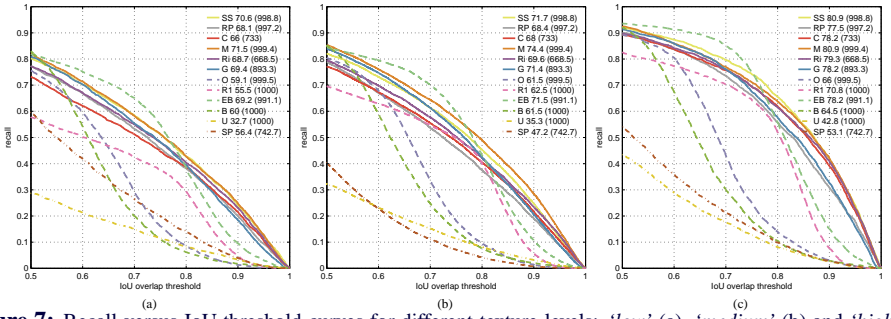
**Figure 6:** Recall versus IoU threshold curves for different shape regularities: ‘low’ (a), ‘medium’ (b) and ‘high’ (c). Dashed lines are for window based methods and solid lines are for region based methods. Dashed lines with dots are for the baseline methods.

found in last section of the supplementary material). Therefore, color contrast is an important factor in influencing existing state-of-the-arts.

**Shape Regularity** is classified into three categories including ‘low’ (e.g. tv monitor, bus), ‘medium’ (e.g. car), ‘high’ (e.g. horse, dog). The “recall versus IoU threshold” curves for different shape regularities are shown in Figure 6. Nearly all existing methods make use of some shape or gradient information, such as BING, EdgeBox et al. Therefore, it is interesting to inspect whether objects with more irregular shapes are easier to be located. Our experimental results partially support such intuition and are also consistent with the method design. For example, EdgeBox directly evaluates the enclosed contour strengths. The more irregular the shape enclosed, the more contour that may be included, and so makes it easier to be localized. On the other hand, BING is less sensitive to shape regularity change as it rely on a compactly represented shape template. Region based methods are more sensitive to shape regularity changes, as they also relies on contour detections. Moreover, when methods overly rely on such cues, they face difficulties under weak illumination changes or other image degradations where the shape cues can be easily contaminated. This is supported by evaluating the shape regularity’s influence in terms of iconic and non-iconic view individually. The shape information carried non-iconic view is weak, therefore the performance gap between these two kinds of objects is large (the figures can be observed from last section of the supplementary material).

**Textureness** is defined by following classes: ‘low’ (e.g. horse), ‘medium’ (e.g. sheep), ‘high’ (e.g. damaitting). The “recall versus IoU threshold” curves for different texture levels are shown in Figure 7. According to the figures, there is little correlation between the performance and the amount of textures, except for Rathu. We conjecture that this phenomenon





**Figure 7:** Recall versus IoU threshold curves for different texture levels: ‘low’ (a), ‘medium’ (b) and ‘high’ (c). Dashed lines are for window based methods and solid lines are for region based methods. Dashed lines with dots are for the baseline methods.

is caused by the spatial support and feature design. Existing methods make use of large spatial support (e.g. bounding box and superpixels) to extract mid-level features and produce candidate regions, which is more robust to small scale texture change. Noted, single superpixel segmentation is not that repeatable across different texture levels as indicated in the figure, existing region based approach makes use of diversified superpixel generation to greatly alleviates the sensitivity to texture change.

## 5 Conclusion

In this work, we study the influence of object-level characteristics over existing object proposal methods. We study existing methods’ localization accuracy and latency, which suggests existing methods’ performance variation for different classes and their complementarity. Our further analysis along different object characteristics suggest existing methods’ pros and cons. BING, Geodesic, EdgeBox, SelectiveSearch and MCG are the methods which achieve stable performance across different characteristics. In terms of localization accuracy, MCG is the best region based method across various properties, though the speed is mediocre. The speed of BING is good, however its localization is quite poor. On the other hand, EdgeBox, Geodesic, SelectiveSearch achieve good balance between accuracy and speed. A more detailed summarization along each dimensions can be found in supplementary material.

The study of iconic view reveals existing methods’ difficulty in localizing objects outside canonical perspectives, hence future work should focus more on improving the recall rate at non-canonical view and reducing the influence of location prior. This also applies to experiment and dataset design. Our concerns is that further object proposal research along PASCAL VOC and ImageNet has a risk of over-fitting the large numbers of iconic objects but achieves little improvements for non-iconic objects. The recent MSCOCO dataset [22] is a good attempt by collecting images with more balanced distribution in perspective change.

Existing methods also have limitations in terms of object size, aspect ratio, color contrast and shape change. The improvement with respect to these attributes could be substantial though it may not be an easy task as difficult cases are combinations of different challenges. Large improvement in a few aspects may bring small improvement in terms of overall performance, therefore further analysis along different attributes is encouraged to better reflect the performance development.

There are some potential directions worthwhile for exploration, e.g. developing specific template for challenge cases such as low contrast, illumination and resolution [24]. Further gain can also be achieved by using context [30]. Moreover, most existing methods use

bottom-up methods to generate object proposal, and the combination with mid-level shape cues can be helpful as investigated in ShapeSharing [19].

In our future work, we will conduct similar research for MSCOCO, which has a different distributions from PASCAL VOC and includes more annotated attributes. Such work will further reveal insight of existing methods and cast light for future research.

## 6 Acknowledgement

The project is funded by Office for Space Technology and Industry (OSTIn) Space Research Program under Economic Development Board, Singapore. The project reference no is S14-1136-IAF OSTIn-SIAG.

## References

- [1] Bogdan Alexe, Thomas Deselaers, and Vittorio Ferrari. What is an object? In *CVPR*, 2010.
- [2] Pablo Andrés Arbeláez, Jordi Pont-Tuset, Jonathan T. Barron, Ferran Marqués, and Jitendra Malik. Multiscale combinatorial grouping. In *CVPR*, 2014.
- [3] João Carreira and Cristian Sminchisescu. Constrained parametric min-cuts for automatic object segmentation. In *CVPR*, 2010.
- [4] Ming-Ming Cheng, Ziming Zhang, Wen-Yan Lin, and Philip H. S. Torr. BING: binarized normed gradients for objectness estimation at 300fps. In *CVPR*, 2014.
- [5] Ramazan Gokberk Cinbis, Jakob J. Verbeek, and Cordelia Schmid. Segmentation driven object detection with fisher vectors. In *ICCV*, 2013.
- [6] Santosh Kumar Divvala, Derek Hoiem, James Hays, Alexei A. Efros, and Martial Hebert. An empirical study of context in object detection. In *CVPR*, 2009.
- [7] Piotr Dollár and C. Lawrence Zitnick. Structured forests for fast edge detection. In *ICCV*, 2013.
- [8] Piotr Dollár, Christian Wojek, Bernt Schiele, and Pietro Perona. Pedestrian detection: A benchmark. In *CVPR*, pages 304–311, 2009.
- [9] Ian Endres and Derek Hoiem. Category independent object proposals. In *ECCV*, 2010.
- [10] Dumitru Erhan, Christian Szegedy, Alexander Toshev, and Dragomir Anguelov. Scalable object detection using deep neural networks. In *CVPR*, pages 2155–2162, 2014.
- [11] Mark Everingham, Luc J. Van Gool, Christopher K. I. Williams, John M. Winn, and Andrew Zisserman. The pascal visual object classes (VOC) challenge. *IJCV*, 88(2): 303–338, 2010.
- [12] Pedro F. Felzenszwalb and Daniel P. Huttenlocher. Efficient graph-based image segmentation. *IJCV*, 59(2):167–181, 2004.

- [13] Ross B. Girshick, Jeff Donahue, Trevor Darrell, and Jitendra Malik. Rich feature hierarchies for accurate object detection and semantic egmentation. In *CVPR*, 2014.
- [14] Kaiming He, Xiangyu Zhang, Shaoqing Ren, and Jian Sun. Spatial pyramid pooling in deep convolutional networks for visual recognition. In *ECCV*, 2014.
- [15] Derek Hoiem, Carsten Rother, and John M. Winn. 3d layoutcrf for multi-view object class recognition and segmentation. In *CVPR*, 2007.
- [16] Derek Hoiem, Yodsawalai Chodpathumwan, and Qieyun Dai. Diagnosing error in object detectors. In *ECCV*, 2012.
- [17] Jan Hendrik Hosang, Rodrigo Benenson, and Bernt Schiele. How good are detection proposals, really? In *BMVC*, 2014.
- [18] Ahmad Humayun, Fuxin Li, and James M. Rehg. RIGOR: reusing inference in graph cuts for generating object regions. In *CVPR*, 2014.
- [19] Jaechul Kim and Kristen Grauman. Shape sharing for object segmentation. In *ECCV*, 2012.
- [20] Philipp Krähenbühl and Vladlen Koltun. Geodesic object proposals. In *ECCV*, 2014.
- [21] Philipp Krähenbühl and Vladlen Koltun. Geodesic object proposals. In *ECCV*, 2014.
- [22] Tsung-Yi Lin, Michael Maire, Serge Belongie, James Hays, Pietro Perona, Deva Ramanan, Piotr Dollár, and C. Lawrence Zitnick. Microsoft COCO: common objects in context. In *ECCV*, 2014.
- [23] Santiago Manen, Matthieu Guillaumin, and Luc J. Van Gool. Prime object proposals with randomized prim’s algorithm. In *ICCV*, 2013.
- [24] Dennis Park, Deva Ramanan, and Charless Fowlkes. Multiresolution models for object detection. In *ECCV*, 2010.
- [25] Nicolas Pinto, David D. Cox, and James J. DiCarlo. Why is real-world visual object recognition hard? *PLoS Computational Biology*, 4(1), 2008.
- [26] Esa Rahtu, Juho Kannala, and Matthew B. Blaschko. Learning a category independent object detection cascade. In *ICCV*, 2011.
- [27] Pekka Rantalankila, Juho Kannala, and Esa Rahtu. Generating object segmentation proposals using global and local search. In *CVPR*, 2014.
- [28] Olga Russakovsky, Jia Deng, Zhiheng Huang, Alexander C. Berg, and Li Fei-Fei. Detecting avocados to zucchinis: What have we done, and where are we going? In *ICCV*, 2013.
- [29] Olga Russakovsky, Jia Deng, Hao Su, Jonathan Krause, Sanjeev Satheesh, Sean Ma, Zhiheng Huang, Andrej Karpathy, Aditya Khosla, Michael S. Bernstein, Alexander C. Berg, and Li Fei-Fei. Imagenet large scale visual recognition challenge. *CoRR*, abs/1409.0575, 2014. URL <http://arxiv.org/abs/1409.0575>.
- [30] Antonio Torralba. Contextual priming for object detection. *IJCV*, 53(2):169–191, 2003.

- 
- [31] Antonio Torralba and Alexei A. Efros. Unbiased look at dataset bias. In *CVPR*, pages 1521–1528, 2011.
  - [32] Koen E. A. van de Sande, Jasper R. R. Uijlings, Theo Gevers, and Arnold W. M. Smeulders. Segmentation as selective search for object recognition. In *ICCV*, 2011.
  - [33] Xiaoyu Wang, Tony X. Han, and Shuicheng Yan. An HOG-LBP human detector with partial occlusion handling. In *ICCV*, pages 32–39, 2009.
  - [34] Xiaoyu Wang, Ming Yang, Shenghuo Zhu, and Yuanqing Lin. Regionlets for generic object detection. In *ICCV*, 2013.
  - [35] Bo Wu and Ramakant Nevatia. Detection of multiple, partially occluded humans in a single image by bayesian combination of edgelet part detectors. In *ICCV*, 2005.
  - [36] Xiangxin Zhu, Carl Vondrick, Deva Ramanan, and Charless Fowlkes. Do we need more training data or better models for object detection? In *BMVC*, 2012.
  - [37] C. Lawrence Zitnick and Piotr Dollár. Edge boxes: Locating object proposals from edges. In *ECCV*, 2014.

