

Trion-polaritons: How strong coupling to a cavity changes the orbital and spin properties of trions

Ch. Grenier¹, C. Ciuti², A. Imamoglu¹

¹Institute for Quantum Electronics, ETH Zürich, 8093 Zürich, Switzerland

²Laboratoire Matériaux et Phénomènes Quantiques, Université Paris Diderot et CNRS, UMR7162, 75013 Paris, France

(Dated: June 16, 2022)

The elementary optical excitations of a two-dimensional electron system strongly coupled to a microcavity are trion-polaritons. Using a variational approach, we demonstrate that the competition between Coulomb interaction and light-matter coupling plays a crucial role in determining the lowest-energy orbital and spin properties of trion-polaritons. When the light-matter interaction exceeds the bare trion binding, singlet and triplet trion states are mixed due to a cavity-mediated spin-orbit effect, which in turn results in a strong increase of the outer electron Bohr radius. In this strong cavity coupling regime, the trion-polariton consists of an exciton-polariton surrounded by a weakly bound electron and is reminiscent of a coherent Rydberg excitation.

Introduction Coulomb interactions in two-dimensional semiconductor heterostructures give rise to a plethora of fascinating phenomena, typically investigated using transport spectroscopy. Optical excitations out of a two dimensional electron system (2DES) are also strongly modified by interactions, leading to the formation of excitons with a Bohr radius a_X in the limit of vanishing electron density n_e and a Fermi-edge singularity in the opposite limit where $n_e a_X^2 \gg 1$. For a small but finite electron density satisfying $n_e a_X^2 \ll 1$, the lowest energy elementary optical excitations are trions – a three-body bound complex consisting of a valence band (VB) hole and two conduction band electrons forming a singlet [1–3]. Trions have been observed in the optical spectra of two dimensional electron gases [2, 4], carbon nanotubes [5], and more recently in transition metal dichalcogenides [6]. The physics of X^- trions at small doping is analogous to that of the negative Hydrogen ion H^- , which motivates our variational approach relying on simple trial wavefunctions that have been shown to reproduce the binding energy of H^- with reasonable accuracy.

Strong coupling between a two-dimensional cavity mode and quantum well (QW) excitons in the limit of vanishing n_e results in the formation of half-light, half-matter quasi-particles termed exciton-polaritons. Thanks to their favorable properties such as ultra-light mass and finite nonlinearity, cavity-polaritons have enabled a number of major advances in the field of semiconductor quantum photonics, including nonequilibrium condensation and superfluidity[7]. While the reported experiments do not depend on the nature of the underlying exciton wave-function, Khurgin [8] predicted theoretically that when the polariton coupling exceeds the exciton binding energy the radius of an exciton can be decreased for the lower energy exciton-polariton states leading to distinct spectral properties well explaining pre-

vious experiments [9]. Indeed, for the lower polariton branch, it is energetically favorable to enhance the light-matter coupling by increasing the overlap of the electron and the VB hole.

In this Letter, we analyze the strong coupling of trion excitations to a resonant cavity mode: the elementary optical excitations of this system are trion-polaritons, which are hybrid states given by the linear superposition of a trion excitation and a cavity photon [4, 10, 11]. We show that the coupling to cavity photons can drastically modify the orbital and spin properties of trion-polaritons with respect to the bare trions, as sketched in Fig. 1. In order to describe quantitatively the surprising features of trion-polaritons, we have generalized a variational approach developed in [8] to describe the strong coupling regime of neutral excitons and cavity photons. The spin-structure of a trion enriches the competition between Coulomb interactions and light-matter coupling. We show that when light-matter interaction exceeds the trion binding energy, spin is no longer a good quantum number for the two-electron subsystem of the lower trion-polariton. This is a consequence of the fact that the energy gain from light-matter coupling is enhanced by ensuring that the spin of the inner electron with a smaller Bohr radius is fixed by that of the VB hole. Since singlet-triplet states are mixed, the Bohr radius of the outer electron is increased. These findings point out to a novel form of spin-orbit coupling that is mediated by the cavity coupling.

Trion properties In the limit $n_e a_X^2 \ll 1$, the correlations between a trion and the particles in the surrounding Fermi sea (FS) are expected to be low. It is then natural to describe the physical properties of bare trions in analogy with those of the negative hydrogen ion H^- [12]. We neglect screening of Coulomb interactions by the 2DES and assume the large mass VB hole limit. The latter is justified when the hole mass is much larger than the electron mass and allows us to neglect the term

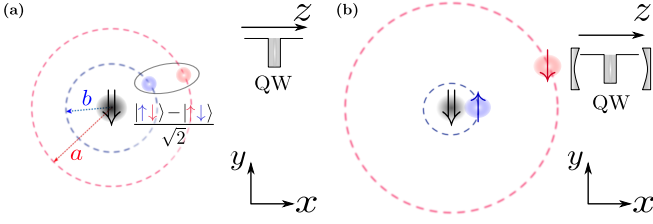


FIG. 1. **(a)** Sketch of the trion orbitals in the absence of cavity coupling: the inner electron is localized at a distance comparable to the exciton size. The spins of the inner and outer electrons are in a singlet configuration. **(b)** In presence of coupling to a cavity photon mode, the reduction of the inner Bohr radius is accompanied by the increase of the outer one. Concurrently, for increasing coupling the spin state of the trion evolves towards an equal singlet-triplet mixture where the inner orbit is associated to a well defined spin.

in the Hamiltonian corresponding to the VB hole kinetic energy. The trion Hamiltonian is then given by

$$\mathcal{H}_{trion} = - \sum_{i=1}^2 \frac{\hbar^2}{2m_e} \nabla_i^2 + \mathcal{V}(\mathbf{r}_1 - \mathbf{r}_2) - \mathcal{V}(\mathbf{r}_1) - \mathcal{V}(\mathbf{r}_2), \quad (1)$$

where m_e is the effective electron mass, \mathbf{r}_1 and \mathbf{r}_2 are the distances of the two electrons from the VB hole, and $\mathcal{V}(\mathbf{r}) = \frac{e^2}{4\pi\epsilon r}$ is the Coulomb interaction energy.

Since we are considering a scenario where trions are optically generated out of a 2DES, we in general need to take into account that the absorption of a photon at the trion resonance leads to a 4-body complex consisting of a strongly bound trion and a FS hole. We expect the correlations between these two constituents to be vanishingly small, yielding a lowest energy state where the FS hole is well described by a plane-wave with $|k_0| = k_F$, the Fermi wave-vector. If we consider the trion state with zero center of mass with momentum, we can write the four-particle spin-dependent wave-function as:

$$\Phi = \zeta_\varepsilon(\mathbf{r}_1, \sigma_1 | \mathbf{r}_2, \sigma_2) \frac{1}{\sqrt{\mathcal{A}}} e^{i\mathbf{k}_0 \cdot \boldsymbol{\rho}}, \quad (2)$$

with \mathcal{A} the sample area. In (2), ζ_ε denotes the wave-function of two bound electrons having opposite spins and $\boldsymbol{\rho}$ the position of the FS hole. If we neglect the electron-hole exchange which is known to be much smaller than the trion binding energy in GaAs, the total electron spin is a good quantum number and the two electrons are either in a singlet (S) or a triplet (T_0) state with vanishing spin projection along the normal to the QW

$$\zeta_\varepsilon = \mathcal{N}_\varepsilon(a, b) \frac{\varphi_a(\mathbf{r}_1)\varphi_b(\mathbf{r}_2) + \varepsilon\varphi_b(\mathbf{r}_1)\varphi_a(\mathbf{r}_2)}{\sqrt{2}} \cdot \chi_\varepsilon(s_1, s_2) \quad (3)$$

where $\varepsilon = \pm 1$ corresponds to S/T_0 . The normalization factor $\mathcal{N}_\varepsilon(a, b) = \left[\sqrt{1 + \varepsilon \cdot 16 \frac{a^2 b^2}{(a+b)^4}} \right]^{-1/2}$ takes into account that the two single electron wavefunctions φ_ν ($\nu = a, b$), assumed to be hydrogenic 1s orbitals

$$\varphi_\nu(\mathbf{r}) = \frac{\sqrt{2/\pi}}{\nu} e^{-r/\nu} \quad (4)$$

are not orthogonal. The spin part of the wavefunction is given by $\chi_\varepsilon(s_1, s_2) = \delta_{s_1, \uparrow} \delta_{s_2, \downarrow} - \varepsilon \delta_{s_1, \downarrow} \delta_{s_2, \uparrow}$.

The expression of the singlet wavefunction is similar to that proposed in Ref. [12]. We evaluate the energy of the S and T_0 trion as the expectation value of the Hamiltonian (1) in the state (2) as a function of the variational parameters a and b . In the heavy VB hole limit, both the interaction of the electrons with the VB hole and the electron-electron repulsion can be computed exactly. In the numerical results, we will express a and b in units of the 2D exciton Bohr radius $a_X = \frac{2\pi\hbar^2\epsilon}{me^2}$ [13] and the energies in units of the exciton binding energy $R_X = \frac{\hbar^2}{2m_e a_X^2}$. The normalized kinetic energy for the singlet $|S\rangle$ and triplet $|T_0\rangle$ states are

$$E_{kin} = \frac{R_X a_X^2}{1 + 16\varepsilon \frac{a^2 b^2}{(a+b)^4}} \left[\frac{1}{a^2} + \frac{1}{b^2} + \frac{32\varepsilon ab}{(a+b)^4} \right]. \quad (5)$$

The total interaction energy is in turn given by

$$E_{int} = R_X a_X \cdot \left(-\frac{2}{a} - \frac{2}{b} + V_{ee}(a, b) \right), \quad (6)$$

where

$$V_{ee}(a, b) = \frac{2/(a+b)}{1 + 16\varepsilon \frac{a^2 b^2}{(a+b)^4}} \left[1 + 4\varepsilon \frac{ab}{(a+b)^2} \right]. \quad (7)$$

The previous results are similar to that obtained in the 3D case in [14].

Figure 2 displays the energy of the S and T_0 trion as a function of the two Bohr radii. It clearly shows that the energy of the T_0 is always greater than that of the exciton, indicating that T_0 is unbound. It also shows that the energy of the singlet is lower than $E_{exc} = -R_X$ for a large range of the two Bohr radii, and illustrates the necessary compromise between E_{kin} and E_{int} in the formation of the bound state. In particular, having similar values for a and b is not favorable since this tends to increase V_{ee} . Additionally, small (large) values of the two Bohr radii are also not favorable, since they would increase E_{kin} (increase E_{int}). Minimizing the trion energy with respect to a and b leads to a trion binding energy (defined with respect to the exciton energy) of $0.135R_X$ and an inner Bohr radius of $b = 1.02a_X$, comparable to the typical size of an exciton. The value of the outer

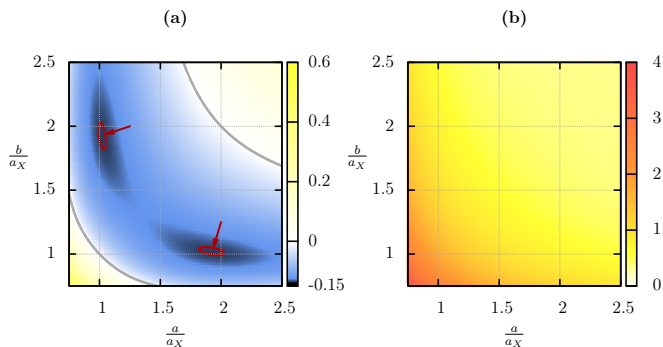


FIG. 2. Energy of (a) a singlet S and (b) a triplet T_0 trion measured from the exciton energy $E_{exc} = -1R_X$, as a function of the two Bohr variational radii a and b (units of a_X). The energy is in units of the exciton binding energy R_X . For the T_0 triplet, the result is always positive, indicating that it is always an unbound state. The blue area in (a) corresponds to negative values, and demonstrates the existence of a singlet trion bound state. The gray lines in (a) corresponds to $E_S = E_{exc}$, showing the compensation of the Coulomb and kinetic contributions. The dark red ellipses in (a) locate the minima, indicating that the solutions are symmetric in a and b . In the following we will consider the minimum with $a > b$, i.e. a represents by definition the outer electron Bohr radius.

Bohr radius is $a = 1.92a_X$, confirming the picture of the trion consisting of an excitonic core surrounded by an extra, less bound, electron. These values differ from the results known for H^- [12], which were obtained in the 3D limit. Furthermore, the value of the trion binding energy is compatible with the experimentally reported values in semiconductor heterostructures [4, 15]. This finding is also consistent with the results reported in [16] obtained with more elaborate variational wave-functions.

Strong coupling of trions to a cavity: trion-polaritons
Next, we use a variational approach to unravel the novel properties of trions that are coupled nonperturbatively to cavity-mode excitations. We assume that the optically generated VB hole has a well defined angular momentum projection (\Downarrow); this can be ensured by resonantly driving the coupled cavity-trion system with a circularly polarized field or by applying a magnetic field that removes the degeneracy of the VB hole states. Unlike the bare trion case where small electron-hole exchange ensured that the bound electrons are in a singlet state, we need to consider both the S and T_0 states: this is a consequence of the fact that hybridization with the cavity excitations is only possible for the electron-hole pair with vanishing total spin projection along the growth direction.

In our analysis of the properties of trion-polaritons, we discard the modification of the lineshape and the excitation rate stemming from Anderson orthogonality physics and appearing for large n_e [17].

A sizeable light-matter coupling leading to the forma-

tion of a trion-polariton could only be achieved if the *photon-like* excitation is accompanied by a 'spectator' electron in the FS. The latter ensures non-zero dipole coupling to the *trion-like* excitation of the 2DES. This observation motivates the following variational ansatz for the trion-polariton state:

$$|TP\rangle = \sqrt{1 - \alpha^2} \left(\beta |S 0_c\rangle + \sqrt{1 - \beta^2} |T_0 0_c\rangle \right) + \alpha |R 1_c\rangle, \quad (8)$$

where β represents the degree of singlet-triplet mixing and α the degree of light-matter mixing induced by the coupling to the cavity. The polariton state (8) generalizes the usual expression of exciton-polaritons [13] to the regime of finite electronic density, in which the state of the 2DES on the photon side is not necessarily the unperturbed FS $|G\rangle$, but can contain excitations, which we denote as $|R\rangle$.

To proceed, we assume that the spectator electron, accompanied by a free FS hole, have the following wavefunction:

$$\psi_{eh}(\mathbf{p}_e, \mathbf{p}_h) = \frac{2\pi}{\sqrt{\mathcal{A}}} \delta(\mathbf{p}_h - \mathbf{k}_F) \frac{c\sqrt{8\pi}}{[1 + c^2 p_e^2]^{3/2}}, \quad (9)$$

with which we describe the state $|R\rangle$. The choice (9) is motivated by the fact that supplementary calculations where the FS hole Bohr radius is kept as a variational parameter verify the uncorrelated free FS hole wavefunction assumption.

$|S\rangle$ and $|T_0\rangle$ designate the singlet and triplet trions studied previously. The states of the 2DES involved in (8) depend on several Bohr radii, which we treat as variational parameters: the inner Bohr radius b , the singlet and triplet outer Bohr radii a_S and a_T , and the Bohr radius c of the spectator electron. The variational energy E_{TP} is obtained as the expectation value of the exact light-matter Hamiltonian \mathcal{H} in the state (8):

$$\begin{aligned} E_{TP} &\equiv \langle TP | \mathcal{H} | TP \rangle \\ &= (1 - \alpha^2) [\beta^2 E_S(a_S, b) + (1 - \beta^2) E_{T_0}(a_T, b)] \\ &\quad + \alpha^2 \cdot (\hbar\omega_c + R_X/c^2) - 2\hbar g_c \alpha \sqrt{1 - \alpha^2} \Gamma, \end{aligned} \quad (10)$$

where $g_c \propto 1/\sqrt{L_{cav}}$ denotes the coupling strength between an unbound VB hole and a conduction electron to a cavity mode with length L_{cav} . The trion-cavity effective coupling strength is given by $g_c \Gamma$ where $\Gamma \equiv \Gamma(a_S, a_T, b, c, \beta)$ describes the enhancement of the cavity-2DES interaction due to the formation of a bound state, reading:

$$\begin{aligned} \Gamma &= 2c \left[\beta \mathcal{N}_1(a_S, b) \left(\frac{a_S}{b(a_S+c)^2} + \frac{b}{a_S(b+c)^2} \right) \right. \\ &\quad \left. - \sqrt{1 - \beta^2} \mathcal{N}_{-1}(a_T, b) \left(\frac{b}{a_T(b+c)^2} - \frac{a_T}{b(a_T+c)^2} \right) \right]. \end{aligned} \quad (11)$$

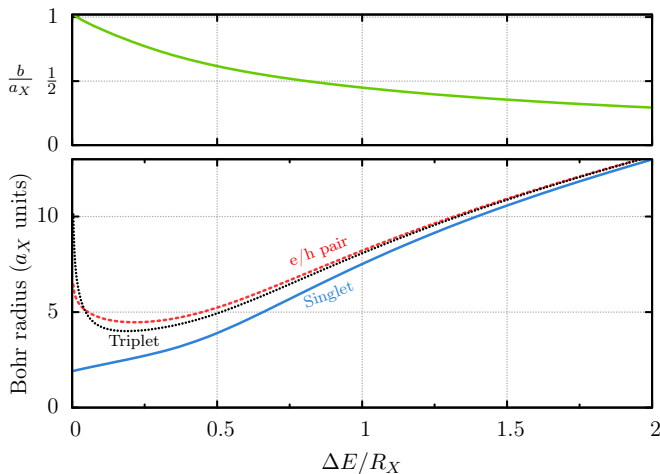


FIG. 3. Top: inner Bohr radius vs. polaritonic shift ΔE (see definition in the text) for $\hbar\omega_c - E_S = 0.13R_X$. Bottom: outer singlet Bohr radius vs. ΔE (blue curve), triplet outer Bohr radius (black dotted curve) and radius of the spectator electron in the photon-like state (red dashed curve), for $\hbar\omega_c - E_S = 0.13R_X$.

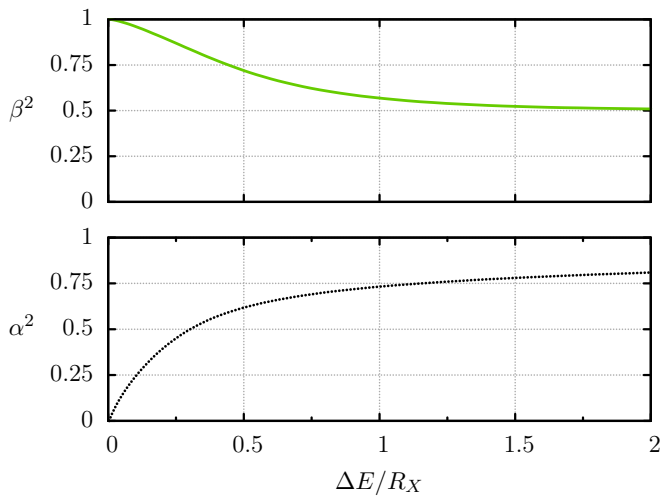


FIG. 4. Top: singlet-triplet mixing amplitude β for $\hbar\omega_c - E_S = 0.13R_X$. Bottom: photonic weight α^2 for a detuning $\hbar\omega_c - E_S = 0.13R_X$. For large coupling, the singlet-triplet mixing coefficient tends to $1/2$, indicating a perfect singlet-triplet mixing.

The values of the inner (b) and the two outer ($a_{S,T}$) Bohr radii minimizing the variational energy are depicted in Fig. 3 as a function of the energy shift ΔE , defined as the energy difference between the ground state energy at vanishing and finite cavity coupling g_c :

$$\Delta E = E_{TP}(g_c = 0) - E_{TP}(g_c). \quad (12)$$

While the data shown in Fig. 3 was obtained for a cavity mode that is resonant with the bare exciton ($\hbar\omega_c - E_S(g_c = 0) = 0.13R_X$), the results remain qualitatively unchanged for $\hbar\omega_c = E_S(g_c = 0)$. Tuning ΔE

can in principle be achieved by decreasing L_{cav} in a tunable open cavity geometry [11, 18]. Reaching the limit $\Delta E \sim 1R_X$ may be possible by embedding several 2DES' within the cavity mode.

The evolution of the photonic weight α and the singlet-triplet mixing β as a function of the energy shift is shown in Fig. 4. Increasing the cavity coupling increases the energy shift ΔE , thus favoring a state with a higher light content, as expected from polariton physics. Fig. 3 and 4 are complementary, and show that there is a continuous evolution from a singlet trion state at low cavity coupling, with inner and outer Bohr radii differing by a factor ~ 2 , to a complete singlet-triplet mixing and a weakly bound outer electron at high cavity coupling. Concurrently, the increase of the cavity coupling g_c leads to an appreciable reduction of the inner Bohr radius: this effect was already studied in the case of exciton-polaritons [8]. We remark that the photonic weight α^2 of the trion-polaritons in the limit of large cavity coupling exceeds 0.5, in order to minimize the kinetic energy cost of decreasing the inner Bohr radius.

Outlook Our results demonstrate that the competition between cavity coupling and Coulomb interactions qualitatively change the orbital and spin nature of elementary optical excitations of the composite 2DES-cavity system as the electric-dipole coupling to the cavity mode is increased from weak to the strong coupling regime. When the vacuum Rabi splitting exceeds the trion binding energy, we find that an incident single photon results in the formation of a polariton excitation that is accompanied by an electron cloud with a size that is much bigger than the exciton Bohr radius. The nature of optical excitations in this regime is therefore analogous to a collective Rydberg excitation [19] from an ensemble of atoms induced by single photon absorption. It is established in the latter case that the large dipolar interactions between Rydberg states facilitate strong photon-photon interactions. A promising research direction motivated by this analogy is the investigation of polariton-polariton interactions enhanced by the fact that each polariton is accompanied by a large electron cloud when a low density 2DES is present.

We thank M. Baeten, O. Cotlet, E. Demler, L. Glazman, M. Goldstein and M. Wouters for useful discussions and suggestions. This work is supported by NCCR Quantum Photonics (NCCR QP), research instrument of the Swiss National Science Foundation (SNSF), the Institut Universitaire de France and the ERC.

-
- [1] M. A. Lampert, *Phys. Rev. Lett.* **1**, 450 (1958).
 [2] K. Kheng, R. T. Cox, M. Y. d' Aubigné, F. Bassani, K. Saminadayar, and S. Tatarenko, *Phys. Rev. Lett.* **71**,

- 1752 (1993).
- [3] G. Finkelstein, H. Shtrikman, and I. Bar-Joseph, *Phys. Rev. B* **53**, R1709 (1996).
- [4] S. Smolka, W. Wuester, F. Haupt, S. Faelt, W. Wegscheider, and A. Imamoglu, *Science* **346**, 332 (2014).
- [5] S. M. Santos, B. Yuma, S. Berciaud, J. Shaver, M. Gallart, P. Gilliot, L. Cognet, and B. Lounis, *Phys. Rev. Lett.* **107**, 187401 (2011).
- [6] J. S. Ross, S. Wu, H. Yu, N. J. Ghimire, A. M. Jones, G. Aivazian, J. Yan, D. G. Mandrus, D. Xiao, W. Yao, *et al.*, *Nature communications* **4**, 1474 (2013).
- [7] I. Carusotto and C. Ciuti, *Rev. Mod. Phys.* **85**, 299 (2013).
- [8] J. Khurgin, *Solid State Communications* **117**, 307 (2001).
- [9] J. Bloch, T. Freixanet, J. Y. Marzin, V. Thierry-Mieg, and R. Planel, *Applied Physics Letters* **73**, 1694 (1998).
- [10] R. Rapaport, A. Qarry, E. Cohen, A. Ron, and L. Pfeiffer, *physica status solidi (b)* **227**, 419427 (2001).
- [11] S. Dufferwiel, S. Schwarz, F. Withers, A. A. P. Trichet, F. Li, M. Sich, O. Del Pozo-Zamudio, C. Clark, A. Nalitov, D. D. Solnyshkov, G. Malpuech, K. S. Novoselov, J. M. Smith, M. S. Skolnick, D. N. Krizhanovskii, and A. I. Tartakovskii, ArXiv e-prints (2015), arXiv:1505.04438 [cond-mat.mes-hall].
- [12] S. Chandrasekhar, *Astrophys. J.* **100**, 176 (1944).
- [13] A. Kavokin, J. J. Baumberg, G. Malpuech, and F. P. Laussy, *Microcavities* (Oxford University Press, 2007).
- [14] H. Høgaasen, J.-M. Richard, and P. Sorba, *American Journal of Physics* **78**, 86 (2010).
- [15] R. A. Sergeev, R. A. Suris, G. V. Astakhov, W. Ossau, and D. R. Yakovlev, *The European Physical Journal B - Condensed Matter and Complex Systems* **47**, 541547 (2005).
- [16] R. Sergeev and R. Suris, *Physics of the Solid State* **43**, 746751 (2001).
- [17] M. Baeten and M. Wouters, *Phys. Rev. B* **91**, 115313 (2015).
- [18] J. Miguel-Sánchez, A. Reinhard, E. Togan, T. Volz, A. Imamoglu, B. Besga, J. Reichel, and J. Estève, *New Journal of Physics* **15**, 045002 (2013).
- [19] M. Saffman, T. G. Walker, and K. Mølmer, *Rev. Mod. Phys.* **82**, 2313 (2010).