

Quantum Mechanical Inclusion of the Source in the Aharonov-Bohm Effects

Philip Pearle^{1,*} and Anthony Rizzi^{2,†}

¹*Emeritus, Department of Physics, Hamilton College, Clinton, NY 13323*

²*Institute for Advanced Physics, PO Box 15030, Baton Rouge, Louisiana, 70895*

(Dated: April 16, 2022)

We consider charged particles with well-localized positions and momenta moving in arbitrary potentials (due to the other particles) on pre-determined one-dimensional paths (e.g. within frictionless tubes of predetermined shape). Using suitable approximations, we calculate the phase associated to each particle in the system. We show, in an interference experiment involving many such particles, that the phase shift is given by the sum for each particle of Aharonov-Bohm (A-B)-type integrals over vector and scalar potentials. We then apply our expression to Vaidman's recent demonstration, by a semi-classical calculation, that the particles in the solenoid moving under the electric field of the electron generate the usual A-B phase shift. This is mathematically and conceptually different from the usual calculation, where the phase shift is due to the electron moving in the nonfield-producing vector potential of the solenoid. We verify Vaidman's result using our completely quantum calculation, first by a general theorem, followed by a direct calculation. We take the point of view of Vaidman, that this is an alternative way to calculate the A-B phase shift (a position we bolster in a second paper[7]). We also apply our expression to the electric A-B phase shift, emphasizing that a similar dichotomy exists here, of two different ways of calculating (and conceptualizing) the same thing. One way treats the electron as moving in the nonfield-producing scalar potential outside charged capacitor plates. The other way treats the plates as moving in the electric field of the electron. Thus, unlike what is often thought, we argue it is possible to view both the electric and magnetic A-B effects as arising from forces.

PACS numbers: 03.65.-w, 03.65.Vf, 03.65.Ta, 03.65.Ud

* ppearle@hamilton.edu

† arizzi@iapweb.org

I. INTRODUCTION

The Aharonov-Bohm (A-B) magnetic effect [1–3] predicts relative phase shifts of two electron wave packets moving in alternative paths around the outside of a long cylindrical solenoid. Classically, it appears impossible that there should be a measurable effect in such circumstances, where the electron moves in a region of non-field producing potentials, i.e., in a region where there is a vector and/or scalar potential, but no electric or magnetic fields. That such potentials can produce physical effects is considered by many to be a prime example of the marvelous novelty quantum theory reveals vis-a-vis classical theory.

Recently, Vaidman [4] argued, using a semi-classical analysis of a model of the solenoid that, under the influence of the electric-field-producing vector potential of the electron, the solenoid particles produce a phase shift whose magnitude is exactly the standard magnetic A-B phase shift.

Indeed, given the radical interconnectedness implied by quantum mechanics, it is natural to consider whether there might be physical effects due, not only the electron, but everything interacting with it[5].

The importance of the A-B effect suggests that Vaidman's result should be carefully considered in the context of a fully quantum mechanical treatment. We do this in this paper and obtain Vaidman's result.

However, one immediately encounters the following difficulty. If one considers that it is a correct procedure to make the vector potential classical (not quantized), then one is left with the Hamiltonian for both the quantized electron and quantized solenoid particles moving in each other's classical vector potentials. In that case, one gets twice the A-B phase shift. Since experiment has verified[6] that the A-B phase shift is correct, something is wrong with that procedure.

One might suppose that there is another, hitherto unknown, physical effect not being considered (for example, there could be an effect of the scalar potential or the relativistic potentials) which, if taken into account, will provide a negative A-B phase shift to be added to the other two, the result then being correct.

However, consider the exact quantum problem where all three entities, electron, solenoid particles and vector potential, are all quantized and appear in the Hamiltonian. Presumably, given the successes of quantum electrodynamics, one would obtain the A-B shift were that (unsolved) problem to be solved. But, there is no reason to suppose that a good approximation to this exact problem is obtained by the procedure of summarily just truncating the Hamiltonian, replacing the vector potential by its classical expression in the current-potential interaction, and removing its energy operator from the Hamiltonian.

Indeed, in a companion paper[7], we argue that this is *not* a correct procedure. We argue that a better approximation employed in removing the quantized vector potential from the exact problem does provide a negative phase shift term added to the truncated Hamiltonian.

We take the view, originally espoused by Vaidman, that these are two conceptually and mathematically different alternative ways to find the phase shift, and should not be considered as simultaneously occurring. As we argue in this second paper[7], no reason within our formalism can be given for preferring one of these two alternatives over the other. Assuming this, however, opens up a new option. Hitherto, one had to regard the A-B phase shift as due to the nonfield-producing vector potential of the solenoid particles acting on the electron. Now, one may, with equal justification, regard the A-B phase shift as due to the field-producing vector potential of the electron acting on the solenoid particles. Thus, although the standard quantum mechanical formalism is wholly expressed in terms of potentials[8], one has the option of thinking, as one does in classical physics, that effects are not caused by potentials but by fields, and that the A-B effect also may be regarded so.

Vaidman also proposed a simplified physical setup wherein the electric potential of two classical charges produces a zero-field environment for the electron and, thereby, an electric A-B phase shift. Then he argued for an alternative treatment, where the electron is treated classically and the charges are quantized, and showed that the electric field of the electron produces the A-B phase shift for the two charges.

We shall consider here the usual A-B electric phase shift situation, of an electron passing over or under a charged capacitor. The standard calculation attributes the phase shift to the electron packets moving in regions of different constant scalar potential created by a classical capacitor. We shall show that this is equivalent to the calculation where the electron is treated classically and the capacitor plates are treated quantum mechanically, acquiring a phase shift in the electric field of the electron.

In the Coulomb gauge the scalar potential is not quantized. Therefore, unlike the case for the magnetic A-B shift, there is not a quantum field to mediate the interaction between the electron and the capacitor. In this case one can easily see that these are two alternative, mathematically but not conceptually equivalent, ways to calculate the same thing,

One final point worth mentioning is that, although the phase shift for a particle is expressed in terms of potentials, we show it is possible to manipulate it in certain cases to be alternatively expressed in terms of the force that fields exert on the particle.

The plan of this paper is as follows.

In Section II, we calculate the amplitude and phase of a wave packet describing a charged particle with well-localized position and momentum on a one-dimensional pre-determined path (e.g., moving in a frictionless tube, moving as a bead on a frictionless wire, etc.) under arbitrary time-varying (but, not space-varying) electric field-producing potentials, for a time interval T . We show that the phase can be completely expressed in terms of the classical motion of the object (which is the mean motion of the wave packet).

In Section III, we calculate the phase associated to a wave packet in the more general case where the electromagnetic potentials experienced by the particle depend not only upon arbitrarily upon time, but also arbitrarily upon the location of the particle as well. The solution we develop is for the case in which the particle's mean position follows the classical path.

In Section IV, the result of the previous section is applied to calculate the phase *shift* in the situation of n particles which evolve by two different routes, and are made to interfere at time T . The result, Eq.(41), is that each particle contributes a phase shift which can be expressed as the sum of A-B magnetic and electric phase shift expressions. One may write the total phase shift in terms of the classical particle positions and velocities as:

$$\Phi = \int_0^T dt' \sum_{i,j,i \neq j} q_i \left[\frac{v_i(t')}{c} A_{i,j}(t') - \frac{1}{2} V_{i,j}(t') \right]_1 - \int_0^T dt' \sum_{i,j,i \neq j} q_i \left[\frac{v_i(t')}{c} A_{i,j}(t') - \frac{1}{2} V_{i,j}(t') \right]_2,$$

where the subscripts 1,2 refers to the two different routes. Here q_i is the charge on the i th particle, $A_{i,j}(t')$ is the vector potential component along the path of the i th particle caused by the j th particle, and $V_{i,j}(t')$ is the scalar potential associated to the i th and j th particles. We note that $q_i \frac{v_i(t')}{c} A_{i,j}(t') = q_j \frac{v_j(t')}{c} A_{j,i}(t')$.

Section V contains an application of this result to the magnetic A-B effect.

We model the solenoid as a collection of such well-localized circulating quantized particles, moving in the classical vector potential associated to the electron. Because of the symmetry property of the non-relativistic vector potential mentioned above, we shall see that the phase shift contributed by the solenoid particles under the influence of the electron's vector potential has to equal the usual A-B phase shift of the electron under the influence of the solenoid particles' vector potential. Then, we show this is the case by a detailed calculation.

Section VI contains an application of this result to the electric A-B effect.

We consider the exact problem wherein we have a quantized electron and quantized capacitor plates (modeled as a sheet of glued-together charges). We point out that the phase shift expression can either be written as if it were due to the electron moving in the non-field producing potential external to the capacitor or, alternatively, as if it were due to the capacitor plates moving in the electric field of the electron.

Section VII contains some concluding, summary remarks.

We set $\hbar = 1$. In order to avoid superfluous 4π factors, we employ cgs units in all but Section VI and Appendix D, where we employ rationalized MKS units.

II. PARTICLE MOVING UNDER TIME-DEPENDENT, NON-SPATIALLY VARYING, FORCES.

The motion of a particle well-localized in position and momentum and moving in one dimension under scalar and vector potentials associated to forces which are solely time-dependent (i.e., not space-independent) is an exactly solvable problem, and we find the expression for the phase acquired by the particle's wave function in this case. We do this before tackling the more general, but not exactly soluble problem where the forces depends upon the particle's position as well as upon time.

The result from this section shall be usefully applied in Section VI, to the case of the quantized capacitor plates moving under the electron's classical Coulomb field. The plates are assumed to be so massive that they do not displace significantly during the electron's traverse, which simplifies the calculation.

A. Classical motion

First, consider the classical motion of a particle, of charge q and mass m , under solely time-dependent electric forces due to a vector and scalar potential.

If the vector potential is $A(t)$, then its associated electric force $-q \frac{d}{cdt} A(t)$ has just time dependence.

Expand the potential energy $qV(x,t)$ for a particle which moves on the classical trajectory $x = x_{cl}(t)$ about the particle's position: $qV(x,t) = qV(x_{cl}(t),t) + (x - x_{cl}(t))qV'(x_{cl}(t),t) + \dots$, where x is the distance along the path. Since the force felt by the particle is to have no spatial dependence, we assume no higher power of $(x - x_{cl}(t))$ than the first. Moreover, since all the problems of concern to us are of first order in q , and since $x_{cl}(t) = x_0 + v_0 t + o(q)$ (x_0 is

the particle's initial position, v_0 its initial velocity), we replace $x_{cl}(t)$ by $x_0 + v_0 t$. Thus, we write the scalar potential energy we shall consider as $qV(t) + (x - x_0 - v_0 t)qV'(t) \equiv qg(t) + qxV'(t)$ (where $g(t) \equiv V(t) - (x_0 + v_0 t)V'(t)$), i.e., we define $V(t) \equiv V(x_{cl}(t), t)$ and $V'(t) \equiv V'(x_{cl}(t), t)$.

The classical Hamiltonian we consider is therefore

$$H = \frac{1}{2m} \left[p - \frac{q}{c} A(t) \right]^2 + qxV'(t) + qg(t), \quad (1)$$

where x, p are the canonical coordinates.

The equations of motion follow from Hamilton's Poisson bracket equations:

$$\begin{aligned} \frac{d}{dt}x &= \frac{1}{m} \left[p - \frac{q}{c} A(t) \right] \\ \frac{d}{dt} \left[p - \frac{q}{c} A(t) \right] &= -qV'(t) - \frac{q}{c} \frac{d}{dt} A(t) \end{aligned} \quad (2)$$

and solution

$$v_{cl}(t) = v_0 - \frac{q}{mc} [A(t) - A(0)] - \frac{q}{m} U(t), \quad (3a)$$

$$x_{cl}(t) = x_0 + v_0 t - \frac{q}{mc} [\mathcal{A} - A(0)t] - \frac{q}{m} [tU(t) - W(t)], \quad (3b)$$

$$p_{cl}(t) = mv_{cl}(t) + \frac{q}{c} A(t) = p_0 - qU(t) \quad (3c)$$

$$\text{where } \mathcal{A} \equiv \int_0^t dt' A(t') \quad (3d)$$

$$\int_0^t dt' \int_0^{t'} dt'' V'(t'') = \int_0^t dt' [t - t'] V'(t') = tU(t) - W(t), \quad (3e)$$

$$p_0 \equiv mv_0 + \frac{q}{c} A(0), \quad U(t) \equiv \int_0^t dt' V'(t'), \quad W(t) \equiv \int_0^t dt' t' V'(t'). \quad (3f)$$

(The subscript cl is to distinguish these classical variables from the quantum variables to appear later.)

Note, the electric force only appears in these equations: a magnetic force does not appear for motion constrained to one dimension since that force is in the direction perpendicular to the velocity.

B. Wave function

The wave function in the momentum representation satisfies

$$i \frac{\partial}{\partial t} \psi(p, t) = \left[\frac{1}{2m} \left[p - \frac{q}{c} A(t) \right]^2 + qg(t) + qV'(t) i \frac{\partial}{\partial p} \right] \psi(p, t), \quad (4)$$

(we set $\hbar = 1$.) It is initially taken to describe an object of momentum p_0 located at time 0 at x_0 :

$$\psi(p, 0) = N e^{-(p-p_0)^2 \sigma^2} e^{-ipx_0}. \quad (5)$$

To solve Eq.(4) with the initial condition (5), we make the ansatz

$$\psi(p, t) = N e^{-(\sigma^2 + it/2m)p^2 + \beta(t)p + i\gamma(t) - \beta_R^2(t)/4\sigma^2}, \quad (6)$$

where $\beta = \beta_R + i\beta_I$, and γ is real. The last factor in the exponent of (6) ensures $\int dp |\psi(p, t)|^2 = N^2$. From (5,6), the initial conditions are $\gamma(0) = 0$ and $\beta(0) = 2p_0\sigma^2 - ix_0$.

In Appendix A we put (6) into (4) and equate coefficients of p and 1, with the results

$$\beta_R = 2\sigma^2 p_{cl}(t), \quad \beta_I = -x_{cl}(t) + \frac{p_{cl}(t)t}{m}, \quad \gamma = -q \int_0^t dt' V(t') + v_0 W(t). \quad (7)$$

We then go to the position representation by taking the Fourier transform of (6). The result, (A12), is

$$\psi(x, t) = N e^{-\frac{(x-x_{cl}(t))^2}{4\sigma^2}} e^{ip_{cl}(t)(x-x_{cl}(t))} e^{ip_{cl}^2(t)t/2m} e^{-iq \int_0^t dt' V(t') + iv_0 W(t)}. \quad (8)$$

under the assumptions that the mass of the object is large enough so that there is negligible spreading of the wave packet over time t and that the packet width σ is much larger than the wavelength associated to the momentum, $\sigma \gg h/mv$, so the momentum is well-defined.

III. PARTICLE MOVING UNDER GENERAL FORCES

We now consider the motion of a charged particle in one dimension under externally applied potentials with arbitrary space and time dependence. An exact solution of Schrödinger's equation cannot be obtained for this more general case. Instead, we resort to a different method (which, as we shall see, gives the same result for the phase as above when the force is restricted to be solely time-dependent).

A. Classical Motion

The motion is governed by the classical Hamiltonian

$$H = \frac{1}{2m}[p_{cl} - \frac{q}{c}A(x_{cl}, t)]^2 + qV(x_{cl}, t) \quad (9)$$

where x_{cl} , p_{cl} are the canonical coordinates.

The equations of motion follow from Hamilton's Poisson bracket equations:

$$\begin{aligned} \frac{d}{dt}x_{cl}(t) &= \frac{1}{m}[p_{cl}(t) - \frac{q}{c}A(x_{cl}(t), t)] \\ \frac{d}{dt}[p_{cl}(t) - \frac{q}{c}A(x_{cl}(t), t)] &= -qV'(x_{cl}(t), t) - \frac{q}{c}\dot{A}(x_{cl}(t), t) \end{aligned} \quad (10)$$

where the dot means ∂_t and the prime means ∂_x , and we have used $dF(x_{cl}, p_{cl}, t)/dt = [F, H]_{PB} + \partial F(x_{cl}, p_{cl}, t)/\partial t$.

Denoting $\mathcal{E}(x_{cl}(t), t) \equiv -V'(x_{cl}(t), t) - \frac{1}{c}\dot{A}(x_{cl}(t), t)$, the solution may formally be written

$$\begin{aligned} v_{cl}(t) &\equiv \frac{1}{m}[p_{cl}(t) - \frac{q}{c}A(x_{cl}(t), t)] = v_0 + \frac{q}{m} \int_0^t dt_1 \mathcal{E}(x_{cl}(t_1), t_1), \\ x_{cl}(t) &= x_0 + v_0 t + \frac{q}{m} \int_0^t dt_1 \int_0^{t_1} dt_2 \mathcal{E}(x_{cl}(t_2), t_2). \end{aligned} \quad (11)$$

B. Quantum Phase

For the comparable quantum problem, the Hamiltonian is

$$H = \frac{1}{2m}[P - \frac{q}{c}A(X, t)]^2 + qV(X, t). \quad (12)$$

where X, P are the conjugate operators. We shall *assume* a wave packet which follows the classical trajectory, and suppose that the wave packet spreads negligibly over the time interval of interest (i.e., $t/2m \ll \sigma^2$):

$$\psi(x, t) = e^{-[x-x_{cl}(t)]^2/4\sigma^2} e^{i\theta(x, t)}. \quad (13)$$

As is well known from deBroglie-Bohm theory, putting (13) into Schrödinger's equation results in two equations, the imaginary part yielding conservation of probability, in the form $\frac{\partial}{\partial t}\rho(x, t) + \frac{\partial}{\partial x}[\rho(x, t)v(x, t)]$, the real part yielding the Hamilton Jacobi equation, modified by a "quantum potential:"

$$\begin{aligned} 0 &= \frac{\partial}{\partial t}e^{-[x-x_{cl}(t)]^2/2\sigma^2} + \frac{\partial}{\partial x}\left[e^{-[x-x_{cl}(t)]^2/2\sigma^2} \frac{1}{m}[\theta'(x, t) - \frac{q}{c}A(x, t)]\right], \\ -\dot{\theta}(x, t) &= \frac{1}{2m}[\theta'(x, t) - \frac{q}{c}A(x, t)]^2 + qV(x, t) - \frac{1}{2m}e^{[x-x_{cl}(t)]^2/4\sigma^2} \frac{\partial^2}{\partial x^2}e^{-[x-x_{cl}(t)]^2/4\sigma^2}. \end{aligned} \quad (14)$$

The conservation equation, the first of (14), becomes

$$0 = -\frac{1}{\sigma^2}[x - x_{cl}(t)]\left[-v_{cl}(t) + \frac{1}{m}[\theta'(x, t) - \frac{q}{c}A(x, t)]\right] + \frac{\partial}{\partial x} \frac{1}{m}[\theta'(x, t) - \frac{q}{c}A(x, t)], \quad (15)$$

with solution

$$v_{cl}(t) - \frac{1}{m}[\theta'(x, t) - \frac{q}{c}A(x, t)] = Ce^{[x-x_{cl}(t)]^2/2\sigma^2}. \quad (16)$$

The expectation value of the momentum, $\int dx |\psi(x, t)|^2 \theta'(x, t)$, will diverge unless $C = 0$ (since the integrand goes $\sim C$ for large x), so the conservation of probability provides the condition

$$\theta'(x, t) = mv_{cl}(t) + \frac{q}{c}A(x, t). \quad (17)$$

The “quantum potential” part of the second equation of (14) is

$$-\frac{1}{2m}e^{[x-x_{cl}(t)]^2/4\sigma^2}\frac{\partial^2}{\partial x^2}e^{-[x-x_{cl}(t)]^2/4\sigma^2} = -\frac{1}{8m\sigma^4}[x-x_{cl}(t)]^2 - 2\sigma^2. \quad (18)$$

Because the magnitude of the wave function keeps $[x-x_{cl}(t)]^2$ of the order of σ^2 , (18) is of magnitude $1/m\sigma^2$. This may be neglected compared to the kinetic energy term in (14), $mv_{cl}^2/2$, since we assume that there are many wavelengths within σ , so that the momentum of the packet is well-defined.

Thus, we have the classical Hamilton-Jacobi equation,

$$-\dot{\theta}(x, t) = \frac{1}{2m}[\theta'(x, t) - \frac{q}{c}A(x, t)]^2 + qV(x, t). \quad (19)$$

In order that these two equations, (17), (19), be integrable, it must be that $\partial_t \partial_x \theta(x, t) = \partial_x \partial_t \theta(x, t)$. From (17) we obtain:

$$\begin{aligned} \partial_t \partial_x \theta(x, t) &= \partial_t [mv_{cl}(t) + \frac{q}{c}A(x, t)] = \frac{d}{dt}mv_{cl}(t) + \frac{q}{c}\dot{A}(x, t) \\ &= -qV'(x_{cl}(t), t) - \frac{q}{c}[\dot{A}(x_{cl}(t), t) - \dot{A}(x, t)]. \end{aligned} \quad (20)$$

where, in going from the first line to the second line in (20), we have used the second of Eqs.(10). From (19), with use of (17), we obtain:

$$\partial_x \partial_t \theta(x, t) = -\partial_x \frac{m}{2}v_{cl}^2(t) - qV'(x, t) = -qV'(x, t). \quad (21)$$

We see that the right hand sides of (20), (21) are not, in general, identical, so these equations are not, in general, integrable.

The reason is that we have assumed the wave packet to have a very specific trajectory, its center at $x = x_{cl}(t)$, with specific initial conditions x_0 and v_0 , whereas the Hamiltonian dynamics is general, not specific to this trajectory.

While not integrable for this general case of the electric force depending upon position and time, they *are* integrable in the special case earlier dealt with, where the electric field only depends upon time. That is, if $V'(x, t) = V'(t)$, $A(x, t) = A(t)$, the right hand sides of (20), (21) are identical.

C. Classical Motion: Approximate Hamiltonian

Our procedure shall be to construct an *approximate* Hamiltonian for which the problem is exactly soluble (i.e., for which the phase angle *is* integrable).

The Hamiltonian shall be designed so that the particular classical trajectory $x_{cl}(t)$, with specified initial values of x_0, v_0 , which satisfies the exact Hamiltonian's equation of motion, now also satisfies the approximate Hamiltonian's equation of motion, and that neighboring classical trajectories stay “close” (to be made precise at the end of this section) to $x_{cl}(t)$. The Hamiltonian we propose is

$$H' = \frac{1}{2m}[P_{cl} - \frac{q}{c}A(x_{cl}(t), t)]^2 + qV(x_{cl}(t), t) + (X_{cl} - x_{cl}(t))qV'(x_{cl}(t), t) - \frac{q}{c}v_{cl}(t)(X_{cl} - x_{cl}(t))A'(x_{cl}(t), t) \quad (22)$$

where now X_{cl}, P_{cl} are the canonical coordinates.

Thus, one particular $x_{cl}(t)$ plays three roles: it is a solution of the exact Hamiltonian dynamics, it is a crucial element in the approximate Hamiltonian (22) and, as we shall see, it is a solution of the approximate Hamiltonian dynamics.

The Poisson bracket equations of motion corresponding to the Hamiltonian (22) are then

$$\begin{aligned} \frac{d}{dt}X_{cl}(t) &= \frac{1}{m}[P_{cl}(t) - \frac{q}{c}A(x_{cl}(t), t)] \\ \frac{d}{dt}[P_{cl}(t) - \frac{q}{c}A(x_{cl}(t), t)] &= -qV'(x_{cl}(t), t) + \frac{q}{c}v_{cl}(t)A'(x_{cl}(t), t) - \frac{d}{dt}\frac{q}{c}A(x_{cl}(t), t) \end{aligned} \quad (23)$$

Upon combining these two equations, we obtain

$$\frac{d^2}{dt^2}X_{cl}(t) = -qV'(x_{cl}(t), t) - \frac{q}{c}\dot{A}(x_{cl}(t), t). \quad (24)$$

$X_{cl}(t)$ is the general solution with arbitrary initial conditions $X_{cl}(0), V_{cl}(0)$. We see from (10) that $X_{cl}(t) = x_{cl}(t)$ is a solution of (24) (the solution with initial conditions $X_{cl}(0) = x_{cl}(0), V_{cl}(0) = v_{cl}(0)$). Moreover, $d^2[X_{cl}(t) - x_{cl}(t)]/dt^2 = 0$ so, for an arbitrary solution $X_{cl}(t)$,

$$X_{cl}(t) - x_{cl}(t) = [X_{cl}(0) + V_{cl}(0)t] - [x_{cl}(0) + v_{cl}(0)t] + ot^3.$$

Thus, two trajectories with the same initial speed and different initial positions only diverge to order t^3 under this Hamiltonian. This property, of neighboring classical trajectories staying close, might be expected of a soluble Hamiltonian because a quantum wave packet that holds together as time increases might be expected to have its classical counterparts hold together, for at least small times.

D. Quantum Phase: Approximate Hamiltonian

For the comparable quantum problem, the Hamiltonian as usual is obtained by replacing in (22) the position and momentum variables X_{cl}, P_{cl} with operators X, P :

$$H' = \frac{1}{2m}[P - \frac{q}{c}A(x_{cl}(t), t)]^2 + qV(x_{cl}(t), t) + (X - x_{cl}(t))qV'(x_{cl}(t), t) - \frac{q}{c}v_{cl}(t)(X - x_{cl}(t))A'(x_{cl}(t), t). \quad (25)$$

Assuming again the wave function form (13),

$$\psi(x, t) = e^{-[x - x_{cl}(t)]^2/4\sigma^2} e^{i\theta(x, t)},$$

we obtain the two equations (with neglect of the “quantum potential” as before):

$$\begin{aligned} \theta'(x, t) &= mv_{cl}(t) + \frac{q}{c}A(x_{cl}(t), t), \\ -\dot{\theta}(x, t) &= \frac{m}{2}v_{cl}^2(t) + qV(x_{cl}(t), t) + q(x - x_{cl}(t))V'(x_{cl}(t), t) - \frac{q}{c}v_{cl}(t)(x - x_{cl}(t))A'(x_{cl}(t), t). \end{aligned} \quad (26)$$

From the first of Eqs.(26), using the second of Eqs.(10) again, we have

$$\begin{aligned} \partial_t \partial_x \theta(x, t) &= \partial_t [mv_{cl}(t) + \frac{q}{c}A(x_{cl}(t), t)] \\ &= -qV'(x_{cl}(t), t) - \frac{q}{c}\dot{A}(x_{cl}(t), t) + \frac{q}{c}[\dot{A}(x_{cl}(t), t) + v_{cl}(t)A'(x_{cl}(t), t)] \\ &= -qV'(x_{cl}(t), t) + \frac{q}{c}v_{cl}(t)A'(x_{cl}(t), t). \end{aligned} \quad (27)$$

We see from the second of (26) that this is equal to $\partial_x \partial_t \theta(x, t)$, so $\theta(x, t)$ can be found.

By integrating the first of (26), we find that $\theta(x, t)$ has the form

$$\theta(x, t) = x[mv_{cl}(t) + \frac{q}{c}A(x_{cl}(t), t)] + \alpha(t), \quad (28)$$

where $\alpha(t)$ is an arbitrary function of t . Taking the time derivative of this, and comparing it with the second of (22), we find:

$$\begin{aligned} \dot{\alpha}(t) &= -\frac{m}{2}v_{cl}^2(t) + x_{cl}(t)[qV'(x_{cl}(t), t) - \frac{q}{c}v_{cl}(t)A'(x_{cl}(t), t)] - qV(x_{cl}(t), t), \\ &= -\frac{1}{2m}[p_{cl}(t) - \frac{q}{c}A(x_{cl}(t), t)]^2 - x_{cl}(t)\frac{d}{dt}p_{cl}(t) - qV(x_{cl}(t), t), \\ &= -\frac{1}{2m}p_{cl}^2(t) + \frac{q}{mc}p_{cl}(t)A(x_{cl}(t), t) - \left[\frac{d}{dt}[x_{cl}(t)p_{cl}(t)] - v_{cl}(t)p_{cl}(t)\right] - qV(x_{cl}(t), t), \\ &= -\frac{1}{2m}p_{cl}^2(t) + \frac{q}{mc}p_{cl}(t)A(x_{cl}(t), t) - \frac{d}{dt}[x_{cl}(t)p_{cl}(t)] + \frac{1}{m}[p_{cl}(t) - \frac{q}{c}A(x_{cl}(t), t)]p_{cl}(t) - qV(x_{cl}(t), t), \\ &= \frac{1}{2m}p_{cl}^2(t) - \frac{d}{dt}[x_{cl}(t)p_{cl}(t)] - qV(x_{cl}(t), t). \end{aligned} \quad (29)$$

Putting the integral of (29) into (28), we obtain the expression for the phase (up to an additive constant, in which $x_{cl}(0)p_{cl}(0)$ has been absorbed):

$$\theta(x, t) = p_{cl}(t)[x - x_{cl}(t)] + \int_0^t dt' \frac{1}{2m} p_{cl}^2(t') - q \int_0^t dt' V(x_{cl}(t'), t'). \quad (30)$$

As a check, it is shown in Appendix B that when the electric force only depends upon time, this expression for the phase is equal to the phase in Eq. (8).

IV. INTERFERENCE OF A COLLECTION OF PARTICLES

We now wish to apply the result (30) for the *phase* associated with the motion of a single particle, to obtain an expression for the *phase shift* associated to a collection of particles which are made to interfere.

We consider a collection of n particles, where the force felt by any one particle is well approximated by the classical force exerted by all the other particles. This supposes that each particle wave function is a spatially localized packet with well-defined momentum, and that the packet mean position and velocity is used to calculate the classical force the particle exerts.

Thus, we suppose that the Hamiltonian for all the particles can be well approximated as the sum of Hamiltonians of the form (25) for each particle, where the vector and scalar potentials felt by the i th particle, caused by the j th particle, are denoted $A^{j \rightarrow i}(x_{cl}^i(t), t)$ and $V^{j \rightarrow i}(x_{cl}^i(t), t)$. These potentials of course depend upon the j th particle's motion (position and, in the case of the vector potential, velocity), and that is subsumed in the i th particle's potential's t -dependence.

It should be noted that the force terms $\sim V^{j \rightarrow i}(x_{cl}^i(t), t)$ and $\sim V^{i \rightarrow j}(x_{cl}^j(t), t)$ unambiguously belong in the i th and j th particle Hamiltonians respectively. However, $q_i V^{j \rightarrow i}(x_{cl}^i(t), t) = q_j V^{i \rightarrow j}(x_{cl}^j(t), t)$ is just one term which appears in the joint Hamiltonian for all particles, so we have to be sure that it appears just once in the phase shift expression: it really doesn't matter how we split this potential up between the i th and j th Hamiltonians (all in one or the other, or half in each, etc.).

The product of these wave functions, which satisfies Schrödinger's equation with the Hamiltonian mentioned above, describes these n particles as each well-localized and moving along their classical trajectories. We now apply this to an interference experiment, where each packet is made to split into two packets, which travel on different trajectories, to finally be made to interfere.

For example, one of the particles might be an electron in a magnetic Aharonov-Bohm experiment, which encounters a beam-splitter and splits into two packets, each moving in a different direction around the solenoid. At time T , when each packet has completed its traverse and they have come together, they encounter another beam splitter so placed that the sum of packets goes off in one direction and the difference in the opposite direction.

The other particles are those within the solenoid. These move with different speeds depending upon the direction of the electron's traverse, but the difference in displacement of each, both in position and momentum, is arranged to be negligibly small compared to their wave packet width, so that they too participate in the interference along with the electron.

Another example is the electric Aharonov-Bohm experiment, with two electron packets traveling on opposite sides of a charged capacitor, while the other particles are the charges on the capacitor plates.

Thus, the wave function at time T , when the n particles are made to interfere, has the form

$$\Psi(x_1, \dots, x_n, T)_{\pm} = \alpha_1 \prod_{i=1}^n \psi_i^1(x_i, T) \pm \alpha_2 \prod_{i=2}^n \psi_i^2(x_i, T), \quad (31)$$

where the superscript 1 or 2 refers to the two possible paths, the plus or minus sign corresponding to the two outcomes for the electron encountering the beam-splitter as described above. For simplicity, we shall take $\alpha_1 = \alpha_2 = \frac{1}{\sqrt{2}}$.

The individual particle wave functions in (31) are of the form (13), with phase (30), i.e.,

$$\psi_i^1(x_i, T) = N e^{-[x_i - x_{i,cl}^1(T)]^2 / 4\sigma^2} e^{i \left[p_{i,cl}^1(T) [x_i - x_{i,cl}^1(T)] + \int_0^T dt \frac{1}{2m} [p_{i,cl}^1(t)]^2 - q_i \int_0^T dt V_i(x_{i,cl}^1(t), t) \right]}. \quad (32)$$

The probabilities of the two outcomes are

$$\int dx_1, \dots, dx_n |\Psi(x_1, \dots, x_n, T)_\pm|^2 = \frac{1}{2} \left[1 \pm \int dx_1, \dots, dx_n \left[\left[\prod_{i=1}^n \psi_i^1(x_i, T) \right]^* \prod_{i=2}^n \psi_i^2(x_i, T) + \left[\prod_{i=2}^n \psi_i^2(x_i, T) \right]^* \prod_{i=1}^n \psi_i^1(x_i, T) \right] \right]. \quad (33)$$

Therefore, the phase factor associated to interference of each particle (leaving off the subscript i) is:

$$\int_{-\infty}^{\infty} dx \psi^1(x, T) \psi^{2*}(x, T) \sim \int_{-\infty}^{\infty} dx e^{-\frac{(x-x_{cl}^1(T))^2}{4\sigma^2}} e^{-\frac{(x-x_{cl}^2(T))^2}{4\sigma^2}} e^{ip_{cl}^1(T)(x-x_{cl}^1(T))} e^{-ip_{cl}^2(T)(x-x_{cl}^2(T))} \cdot e^{i \int_0^T dt \frac{1}{2m} [p_{cl}^1(t)]^2 - \int_0^T dt \frac{1}{2m} [p_{cl}^2(t)]^2} e^{-iq [\int_0^T dt (V(x_{cl}^1(t), t) - V(x_{cl}^2(t), t))].} \quad (34)$$

We may now use:

$$\begin{aligned} \int_{-\infty}^{\infty} dx e^{-\frac{(x-a)^2}{4\sigma^2}} e^{-\frac{(x-b)^2}{4\sigma^2}} e^{ip^1(x-a)} e^{-ip^2(x-b)} &= \int_{-\infty}^{\infty} dx e^{-\frac{x^2}{2\sigma^2}} e^{\frac{x(a+b)}{2\sigma^2}} e^{-\frac{a^2}{4\sigma^2}} e^{-\frac{b^2}{4\sigma^2}} e^{i(p^1-p^2)x} e^{-ip^1a} e^{ip^2b} \\ &\sim e^{\frac{\sigma^2}{2} [\frac{(a+b)^2}{2\sigma^2} + i(p^1-p^2)]^2} e^{-\frac{a^2}{4\sigma^2}} e^{-\frac{b^2}{4\sigma^2}} e^{-ip^1a} e^{ip^2b} \\ &= e^{-\frac{(a-b)^2}{8\sigma^2}} e^{-\frac{\sigma^2(p^1-p^2)^2}{2}} e^{i\frac{(p^1+p^2)(b-a)}{2}}. \end{aligned} \quad (35)$$

The absolute magnitude of the term in (34) is then

$$|\langle \psi^2, T | \psi^1, T \rangle| = e^{-\frac{(x_{cl}^1(T) - x_{cl}^2(T))^2}{8\sigma^2}} e^{-\frac{\sigma^2(p_{cl}^1(T) - p_{cl}^2(T))^2}{2}} \quad (36)$$

A. Magnitude of Interference Term

For an interference experiment, we are only interested in the case where this magnitude differs negligibly from 1.

For the electron, in either A-B effect, when the packets recombine at time T , they are brought by the beam splitter to have the same position and momentum, $x_{cl}^1(T) = x_{cl}^2(T)$, $p_{cl}^1(T) = p_{cl}^2(T)$, so (36) is 1.

For the electric A-B effect, as discussed in Section VI and Appendix D, the capacitor plate dynamics is that of a single particle and, likewise, when the electron is brought to interfere, the plates then overlap almost completely in position and momentum, and so (36) is ≈ 1 also.

The solenoid in the magnetic A-B effect requires more discussion. As shall be shown, the A-B shift is shared among a large number of particles, each particle wave function thereby having such small relative shift (for the electron packet's two traverses) in position and momentum that the magnitude of overlap is ≈ 1 . That is, for each individual particle, in terms of deBroglie waves, this corresponds to the need for the deBroglie waves to overlap spatially almost completely and to have nearly the same frequency to get maximal interference.

As described and illustrated in more detail in Section V, we model the solenoid as consisting of stacked rings (toruses). Each ring of radius a contains n particles, or “pieces” as we shall call them, of wave packet size σ moving clockwise with speed v_0 , each with n_e electrons. Each ring also contains n “pieces” of dimension σ moving counterclockwise with speed v_0 , each with n_e “positive electrons.” We note that $\sigma = 2\pi a/n$, and the mass of a piece is $m = n_e m_e$, where m_e is the mass of an electron. The solenoid is of length L and contains $n_L \equiv L/\sigma$ rings. The electron packets orbit the solenoid at radius R with speed u .

We shall give here one example, to illustrate how, for reasonable values of the parameters, the sum of all the exponents (36) over all pieces in the solenoid can be negligibly small.

Say a is of order 1cm, R is of order 10 cm, L of order 100cm, v_0 is of order 1cm/s (a typical drift velocity of electrons in a conductor), u is of order 1m/sec.

In terms of the total number of electron charges $N_e = n_e n n_L$ of either sign in the solenoid, the A-B shift is $\Phi = 4\pi N_e \frac{e^2}{\hbar c} \frac{v_0}{c} \frac{a}{L}$ (see Eqs.(46), (43)). Say the setup gives an A-B shift $\Phi = \pi$. Then, $N_e \approx 10^{14}$ electrons.

The strongest constraint on n is the condition for our model that $\lambda \equiv h/mv_0 \ll \sigma$, i.e., that a solenoid particle wave packet contain many wavelengths so that its momentum is well defined. Using $m = n_e m_e = \frac{N_e}{nn_L} m_e = \frac{N_e}{n} \frac{L}{\sigma} m_e$ and $\sigma = 2\pi a/n$, this constraint becomes $n^3 \ll N_e \frac{m_e v_0 a}{\hbar} \frac{2\pi a}{L} \approx 6 \times 10^{12}$, which we satisfy by choosing $n \approx 1000$ pieces per ring. This makes $\lambda \approx 10^{-6}$ cm and $\sigma \approx 6 \times 10^{-3}$ cm, so there are ≈ 6000 wavelengths in a wavepacket. Also, then there are $n_e \approx 6 \times 10^6$ electrons per piece and $n_L \approx 1.5 \times 10^4$ rings in the solenoid.

For this estimate, we shall treat each piece of the solenoid as participating equally in the phase shift, even though the pieces in the ring in the plane of the electron's motion, being closer to the electron, can receive a larger force and therefore displacement and even pieces in the same ring are displaced differently.

Thus, we consider that, by the end of the electron packet traverses, since all pieces combine to provide a relative displacement (for the right traverse compared to the left traverse) of $\lambda/2 \approx 5 \times 10^{-7}$ cm, by the discussion entailed in Eqs.(31)-(36), since there are $nn_L \approx 1.5 \times 10^7$ pieces in the solenoid, each piece has relative displacement $\approx 3 \times 10^{-14}$ cm. The squared fractional displacement appearing in the exponent of the first term in (36) is therefore $\frac{(x_{cl}^1(T) - x_{cl}^2(T))^2}{8\sigma^2} \approx 3 \times 10^{-24}$, and for all 1.5×10^7 pieces the exponent is $\approx 10^{-16}$.

In order to achieve the displacement of $\approx 3 \times 10^{-14}$ cm in the time $T = \pi R/u \approx .3$ sec it takes the electron packets to complete their traverse, the relative speed change of the pieces is $\Delta v \approx 10^{-13}$ cm/s. Therefore, since $\sigma(p_{cl}^1(T) - p_{cl}^2(T))/\hbar \approx \sigma m \Delta v/\hbar$, using $m \approx n_e m_e$, we have $\sigma(p_{cl}^1(T) - p_{cl}^2(T))/\hbar \approx \times 10^{-8}$. Thus for one piece, the exponent of the second term in (36) is therefore $\approx .5 \times 10^{-16}$, and for all pieces the exponent is $\approx 10^{-9}$.

We conclude that the magnitude (36) is 1 to high accuracy.

B. Phase of Interference Term

Turning to the phase shift contributed by each particle, according to (34), (35), this is:

$$\begin{aligned} \Phi = \frac{1}{2}(p_{cl}^1(T) + p_{cl}^2(T))(x_{cl}^2(T) - x_{cl}^1(T)) + \frac{1}{2m} \int_0^T dt [p_{cl}^1(t)^2 - p_{cl}^2(t)^2] \\ - q \int_0^T dt [V(x_{cl}^1(t), t) - V(x_{cl}^2(t), t)]. \end{aligned} \quad (37)$$

and the probabilities of the two outcomes of the interference are

$$\int dx_1, \dots dx_n |\Psi(x_1, \dots x_n, T)_\pm|^2 = \frac{1}{2} \left[1 \pm \cos \sum_i \Phi_i \right],$$

where the sum is over the phase shift for all involved particles.

We now restrict our considerations to terms in the phase shift $\sim q$: as commented previously, terms $\sim q^2$ are too small to observe in practical experiments. Then the first two terms of (37) become, using (11),

$$\begin{aligned} \frac{1}{2}(p_{cl}^1(T) + p_{cl}^2(T))(x_{cl}^2(T) - x_{cl}^1(T)) &\approx \frac{1}{2}[2mv_0] \frac{q}{m} \int_0^T dt \int_0^t dt' [\mathcal{E}(x_{cl}^2(t'), t') - \mathcal{E}(x_{cl}^1(t'), t')], \\ \frac{1}{2m} \int_0^T dt [p_{cl}^1(t)^2 - p_{cl}^2(t)^2] &= \frac{1}{2m} \int_0^T dt [p_{cl}^1(t) + p_{cl}^2(t)][p_{cl}^1(t) - p_{cl}^2(t)] \\ &\approx \frac{1}{2m} \int_0^T dt [2mv_0] \left[\frac{q}{c} [A(x_{cl}^1(t), t) - A(x_{cl}^2(t), t)] + q \int_0^t dt' [\mathcal{E}(x_{cl}^1(t'), t') - \mathcal{E}(x_{cl}^2(t'), t')] \right]. \end{aligned} \quad (38)$$

When the two terms in (38) are added, (37) becomes,

$$\Phi = v_0 \int_0^T dt \left[\frac{qv_0}{c} [A(x_{cl}^1(t), t) - A(x_{cl}^2(t), t)] - q \int_0^T dt [V(x_{cl}^1(t), t) - V(x_{cl}^2(t), t)] \right]. \quad (39)$$

This is worth remarking, that the double integral of the electric field, although it appears in the *phase* expression, has cancelled in the *phase shift* expression.

We may replace v_0 by $v_{cl}^1(t)$ or $v_{cl}^2(t)$, since that adds terms of order q^2 which we are discarding. Thus we obtain the expression for the phase shift contributed by a single particle at time T when interference is measured:

$$\Phi = q \int_0^T dt \left[\left[\frac{v_{cl}^1(t)}{c} A(x_{cl}^1(t), t) - V(x_{cl}^1(t), t) \right] - \left[\frac{v_{cl}^2(t)}{c} A(x_{cl}^2(t), t) - V(x_{cl}^2(t), t) \right] \right]. \quad (40)$$

To write down the expression for the phase shift contributed by all particles, we first remark that the potential energy of particle i , due to all the other particles, is

$$q_i V(x_{i,cl}(t), t) = \sum_{j \neq i} \frac{q_i q_j}{|\mathbf{x}_{i,cl}(t) - \mathbf{x}_{j,cl}(t)|} \equiv q_i \sum_{j \neq i} V_{i,j}(t),$$

where $\mathbf{x}_{i,cl}(t)$ is the vector location of the i th particle along its pre-determined path, and we have introduced the notation $V_{i,j}(t)$ for the potential of the i th particle caused by the j th particle at time t . Since $q_i V_{i,j}(t) = q_j V_{j,i}(t)$, and recalling that the i, j th term only appears once in the Hamiltonian for all the particles, we may write the contribution to the phase shift of all the scalar potential terms as $\frac{1}{2} \sum_{i,j,i \neq j} q_i V_{i,j}(t)$.

We also note that the vector potential term to be put in (40), affecting the i th particle, is

$$q_i \frac{v_{i,cl}(t)}{c} A(x_{i,cl}(t), t) = \sum_{j \neq i} \frac{q_i q_j}{|\mathbf{x}_{i,cl}(t) - \mathbf{x}_{j,cl}(t)|} \frac{\mathbf{v}_{i,cl}(t)}{c} \cdot \frac{\mathbf{v}_{j,cl}(t)}{c} \equiv q_i \frac{v_i(t)}{c} \sum_{j \neq i} A_{i,j}(t),$$

where we have introduced the notation $A_{i,j}(t)$ for the component of the vector potential due to the j th particle along the path of the i th particle, and dropped the subscript cl on the velocity as an understood subscript. We note that $q_i \frac{v_i}{c} A_{i,j}(t) = q_j \frac{v_j}{c} A_{j,i}(t)$.

Now, according to the prescription of replacing the vector potential in the exact problem's Hamiltonian by its classical value, the term $q_i \frac{v_i}{c} A_{i,j}(t)$ appears in the Hamiltonian (9) for the influence on the i th particle by the j th particle and $q_j \frac{v_j}{c} A_{j,i}(t)$ also appears in the Hamiltonian (9) for the influence on the j th particle by the i th particle. Thus, the phase shift contributed by all particles is

$$\Phi = \int_0^T dt \sum_{i,j,i \neq j} q_i \left[\frac{v_i(t)}{c} A_{i,j}(t) - \frac{1}{2} V_{i,j}(t) \right]_1 - \int_0^T dt \sum_{i,j,i \neq j} q_i \left[\frac{v_i(t')}{c} A_{i,j}(t) - \frac{1}{2} V_{i,j}(t) \right]_2. \quad (41)$$

It is worth remarking that one may include the term $i = j$ in the sum since such a “self-energy” term is the same for both paths. Thus, the contribution to the phase shift for each path may be written simply as

$$\frac{1}{c} \int_0^T dt \int d\mathbf{x} \mathbf{J}(\mathbf{x}, t) \cdot \mathbf{A}(\mathbf{x}, t) - \int_0^T dt \mathcal{U}(t),$$

where \mathbf{J} is the total classical particle current density, \mathbf{A} is the total classical vector potential due to all particles, and $\mathcal{U}(t)$ is the total classical potential energy of all particles. This follows from $\mathcal{U}(t) = \sum_{i \leq j} q_i V_{i,j}(t) = \frac{1}{2} \sum_{i,j} q_i V_{i,j}(t)$, and $\mathbf{J}(\mathbf{x}, t) = \sum_i q_i \mathbf{v}_i \delta(\mathbf{x} - \mathbf{x}_{i,cl}(t))$.

This shows that the phase shift for a collection of particles is given by the sum of terms equivalent to the usual magnetic and electric A-B effect integrals and can be written as a time integral over the (negative of the) classical interaction energy, a form which we shall use in Section VB, and which is important in our companion paper.

V. APPLICATION TO THE MAGNETIC A-B EFFECT.

We first apply these considerations to the Aharonov-Bohm magnetic effect for a solenoid.

As remarked in the introduction, Vaidman demonstrated by a semi-classical calculation that the phase shift associated to the motion of the particles in the solenoid under the vector potential part of the electric field of the electron is equal to the usual phase shift associated to the motion of the electron under the vector potential of the particles in the solenoid. Using our fully quantum calculation, we confirm this in two ways, first by a general theorem and, second, by direct calculation.

A. Model

We suppose that the electron moves in from infinity to location $(x = 0, y = -R, z = 0) \equiv (R, \phi' = -\frac{\pi}{2}, z = 0)$ at time $t = 0$, where it is split by a beam splitter into two packets, each packet then circulating around the solenoid in a half circle (in the $z = 0$ plane) of radius R with speed u (Fig. 1). We choose the discontinuity in angle at $-\frac{\pi}{2} \leftrightarrow \frac{3\pi}{2}$. The right-side packet goes counterclockwise with angle $\phi'(t) = -\frac{\pi}{2} + \frac{ut}{R}$, the left-side packet goes clockwise with angle $\phi'(t) = \frac{3\pi}{2} - \frac{ut}{R}$, with the packets meeting again after time $T = \frac{\pi R}{u}$ at $(R, \pi/2, z = 0)$ at a second beam splitter, from which the sum of packets emerges from one side and the difference from the other side.

We model the solenoid as comprised of two concentric cylindrical shells of nearly the same radius (which, for simplicity, we shall consider as superimposed). Each cylinder consists of a stack of, say square cross-sectioned, hollow rings (see Fig.2), the center of each ring at $x = 0, y = 0, z$, with the rings extending from $z = -L/2$ to $z = L/2$. Each ring is of radius a , height characterized by coordinate z . Each ring contains charged pieces, each of mass m and charge $\pm q$, moving with speed v_0 , each of localized extent and well-defined momentum (cf. footnote 1) so that our

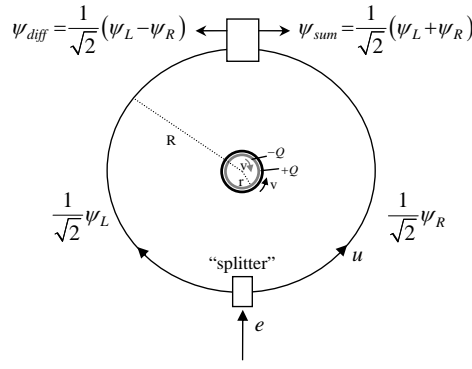


FIG. 1. The electron packet trajectories in the $z = 0$ plane and a cross-section of the rotating cylindrical shells. The "splitter" boxes do not represent simply beam splitters but whatever "optics" is necessary to execute the electron behaviors explained in the text.

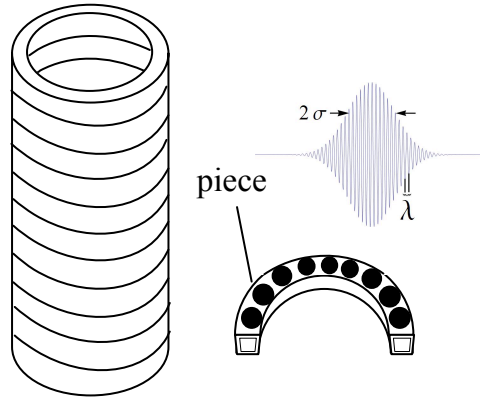


FIG. 2. Illustrating one of the two superimposed cylindrical shells comprising the solenoid, a hollow ring within the shell containing charged pieces, and the wave packet of a piece.

previous results apply. As the electron moves in, its Coulomb field alters the speed of these of these pieces as well as their density, but the current which is their product is unchanged¹.

The charge may be written as

$$q = dzd\phi Q/2\pi L, \quad (42)$$

where ϕ is the angular coordinate of a piece, Q (M) is the magnitude of the total charge (total mass) in one cylindrical shell, and dz is the height of a ring and $ad\phi$ is the length of each piece. The charge to mass ratio is $q/m = Q/M$ for each piece.

The positively charged pieces move counterclockwise, the negatively charged pieces move clockwise, with uniform surface charge density $\sigma_0 = Q/2\pi aL$, so there is linear current density $J_0 = Qv_0/2\pi aL$ in each ring. Thus, the magnetic field due to the two cylinders is

$$B_0 = 2 \frac{4\pi}{c} J_0 = 4 \frac{v_0}{c} \frac{Q}{aL} \quad (43)$$

¹ Suppose the electron wave packet moves in adiabatically from infinity to $x = 0, y = -R, z = 0$. Then, one can neglect the vector potential of the electron as well as neglect \vec{E} . This leaves the electric field as the gradient of the scalar potential. It then follows from Maxwell's equation $\vec{B} = -c\nabla \times \vec{E} = 0$ that the magnetic field is unchanged. Thus, we see from $\vec{J} = (c/4\pi)\nabla \times \vec{B}$ that $\vec{J} = 0$ so, the current is unchanged, $J = J_0$. Thus, the current associated to the n th piece $J_0 = \sigma_n v_n$ is unchanged although both surface charge density σ_n and velocity v_n have both been changed from σ_0 and v_0 . One may further show that $v_n(\phi) \approx v_0 + \frac{qeaR \sin \phi}{mv_0 D^3}$. Thus, we may take the particle densities and velocities as having the constant values σ_0 and v_0 since the effect of the correction term $\sim q$ upon the phase shift is $\sim q^2$, which may be ignored.

B. General Result.

We first point out that the solenoid pieces' phase shift due to their motion in the vector potential of the electron is equal to the electron's phase shift due to its motion in the vector potential of the pieces of the solenoid. This simply follows from the symmetry, already mentioned, of the vector potential contribution to the phase shift under exchange of particles.

According to Eq.(41), the sum of the phase shifts contributed by n solenoid pieces, moving in the vector potential of the electron (square bracketed expression in (44)), is

$$\Phi_{sol} = \int_0^T dt' \sum_{i=1}^n \frac{q}{c} \mathbf{v}_i(t') \cdot \left[\frac{e\mathbf{u}(t')}{c|\mathbf{R}(t') - \mathbf{r}_i|} \right]_1 - \int_0^T dt' \sum_{i=1}^n \frac{q}{c} \mathbf{v}_i(t') \cdot \left[\frac{e\mathbf{u}(t')}{c|\mathbf{R}(t') - \mathbf{r}_i|} \right]_2. \quad (44)$$

where (see Fig.(3)), at time t' , $\mathbf{R}(t')$ is the position vector of the electron, $\mathbf{u}(t')$ is the velocity of the electron, $\mathbf{r}_i(t')$ and $\mathbf{v}_i(t')$ are the position vector and the velocity vector of the i th solenoid piece.

On the other hand, the vector potential outside the solenoid at the location of the electron at time t' , $\mathbf{A}_{outside}(t') = \hat{\phi}'(t') \frac{a^2 B_0}{2R}$, is the sum of the vector potentials due to each of the solenoid pieces, so $\mathbf{A}_{outside}(t') = \sum_{i=1}^n \frac{q}{c} \mathbf{v}_i(t') \frac{1}{|\mathbf{R}(t') - \mathbf{r}_i(t')|}$. The phase shift associated to the electron's motion in this field-free vector potential (i is the electron index, j is the solenoid particle index) is

$$\begin{aligned} \Phi_{el} &= \int_0^T dt' \frac{e}{c} \left[\mathbf{u}(t') \cdot \mathbf{A}_{outside}(t') \right]_1 - \int_0^T dt' \frac{e}{c} \left[\mathbf{u}(t') \cdot \mathbf{A}_{outside}(t') \right]_2 \\ &= \int_0^T dt' \frac{e}{c} \mathbf{u}(t') \cdot \left[\sum_{i=1}^n \frac{q\mathbf{v}_i(t')}{c|\mathbf{R}(t') - \mathbf{r}_i(t')|} \right]_1 - \int_0^T dt' \frac{e}{c} \mathbf{u}(t') \cdot \left[\sum_{i=1}^n \frac{q\mathbf{v}_i(t')}{c|\mathbf{R}(t') - \mathbf{r}_i(t')|} \right]_2. \end{aligned} \quad (45)$$

(44) is equal to (45), Q.E.D.

We emphasize that the approximation of replacing the quantum vector potential in the exact problem with the classical vector potential, which was the prescription employed in obtaining (41), has resulted in *both* (44) and (45) contributing to the phase shift, with the erroneous result of twice the A-B shift. Therefore, there is something wrong with that prescription.

In the case of the usual A-B calculation, one might argue that the solenoid is obviously a large, and therefore classical, object, so the vector potential it produces should be considered classical too and, therefore, the electron is the only quantum object in the problem.

However, the vector potential certainly does not act classically, in that it causes no field and yet has a physical effect. So, this syllogism might be considered suspect. This suggests that it would be well to more carefully take into account the quantum nature of the vector potential in this problem. As we have mentioned, we do this in a forthcoming paper, and the result moves us to regard (44) and (45) as *alternative* ways of calculating the phase shift.

C. Detailed Calculation

The phase contribution of the electron due to the field of the solenoid, the well-known calculation of the A-B phase shift, follows from the first line of (45):

$$\Phi_{el} = \int_0^T dt' \frac{e}{c} u \frac{a^2 B_0}{2R} - \int_0^T dt' \frac{e}{c} (-u) \frac{a^2 B_0}{2R} = 2T \frac{e}{c} u \frac{a^2 B_0}{2R} = \frac{e}{c} \pi a^2 B_0. \quad (46)$$

where we have used $uT = \pi R$. Here, the Hamiltonian is considered to be $\hat{H} = \hat{H}_{el} + \hat{H}_{sol} - \int d\mathbf{x} \frac{1}{c} \hat{\mathbf{J}}_{el} \cdot \mathbf{A}_{sol}(\mathbf{x})$, where $\hat{H}_{el}, \hat{H}_{sol}$ are the Hamiltonians for the electron and the solenoid pieces moving freely within their respective tubes, $\hat{\mathbf{J}}_{el}$ is the electron current operator and \mathbf{A}_{sol} is the classical vector potential whose source is the mean current of the quantized solenoid pieces. While the wave function is the product of electron and solenoid wave functions, there is no phase shift associated with the non-interacting solenoid pieces.

Now we explicitly calculate the phase contribution of the pieces of the solenoid due to the field of the electron. Here, the Hamiltonian is considered to be $\hat{H} = \hat{H}_{el} + \hat{H}_{sol} - \int d\mathbf{x} \frac{1}{c} \hat{\mathbf{J}}_{sol} \cdot \mathbf{A}_{el}(\mathbf{x}, t)$, where $\hat{\mathbf{J}}_{sol}$ is the sum of the current operators for all the pieces of the solenoid and \mathbf{A}_{el} is the classical vector potential whose source is the mean current of the quantized electron. While the wave function is the product of electron and solenoid wave functions, there is no phase shift associated with the non-interacting electron.

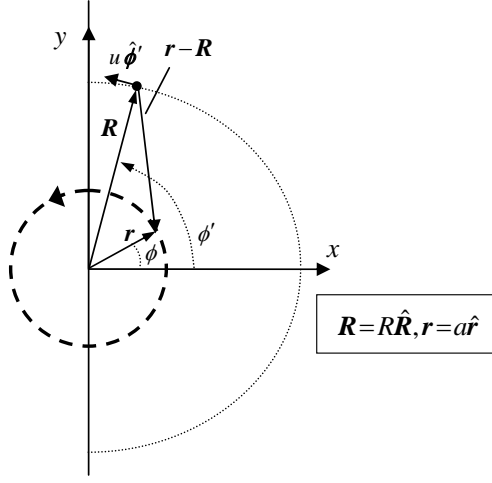


FIG. 3. Illustration of the notation.

At time t , the electron is at the location $(R, \phi'(t), 0)$, the solenoid piece is at $(a, \phi(t), z)$: we identify each piece, formerly labeled by the index i , by its initial angular value ϕ_0 and its z value. The vector potential of the electron at the location of the piece in the solenoid is

$$\begin{aligned} \mathbf{A}(z, t) &= \frac{e}{c} \frac{\mathbf{u}(t)}{|\mathbf{r}(a, \phi(t), z) - \mathbf{R}(R, \phi'(t), 0)|} = \frac{e}{c} \frac{\mathbf{u}}{\sqrt{a^2 + R^2 + z^2 - 2aR \cos(\phi(t) - \phi'(t))}} \\ &\approx \frac{e\mathbf{u}(t)}{c} \left[\frac{1}{\sqrt{R^2 + z^2}} + \frac{aR \cos(\phi(t) - \phi'(t))}{[R^2 + z^2]^{3/2}} \right] \end{aligned} \quad (47)$$

to order a . Using (44), the contribution to the phase of the piece of the solenoid labeled by ϕ_0, z due to the electron making its right traverse (taken to be path 1) is

$$\begin{aligned} \Phi(z, \phi_0, T) &= \int_0^T dt \frac{q}{c} v_0 \hat{\phi}(t) \cdot \mathbf{A}(z, t) \\ &= \frac{v_0 e q u}{c^2} \int_0^T dt \left[\frac{\cos(\phi_0 + \frac{v_0 t}{a} + \pi/2 - \frac{ut}{R})}{\sqrt{R^2 + z^2}} + \frac{aR \cos^2(\phi_0 + \frac{v_0 t}{a} + \pi/2 - \frac{ut}{R})}{[R^2 + z^2]^{3/2}} \right] \end{aligned} \quad (48)$$

where we have used $\hat{\phi}(t) \cdot \mathbf{u}(t) = u \hat{\phi}(t) \cdot \hat{\phi}'(t) = u \cos(\phi(t) - \phi'(t))$, $\phi(t) = \phi_0 + \frac{v_0 t}{a} + o(q)$, $\phi'(t) = -\frac{\pi}{2} + \frac{ut}{R}$. We now use (42) to write $q = dz d\phi_0 Q / 2\pi L$ and sum over all pieces by integrating first over ϕ_0 before integrating over t . We see that only the second term in (48) contributes, and we obtain:

$$\begin{aligned} \Phi_{sol} &= \frac{v_0 Q e u a R}{2\pi L c^2} \int_0^T dt \int_{-L/2}^{L/2} dz \int_{-\pi/2}^{3\pi/2} d\phi_0 \frac{\cos^2(\phi_0 + \frac{v_0 t}{a} + \pi/2 - \frac{ut}{R})}{[R^2 + z^2]^{3/2}} \\ &= \frac{v_0 Q e u a R}{2L c^2} \int_0^T dt \int_{-L/2}^{L/2} dz \frac{1}{[R^2 + z^2]^{3/2}} \\ &\approx \frac{v_0 Q e u a R}{2L c^2} T \frac{2}{R^2} = \frac{\pi v_0 Q e a}{L c^2} = \frac{e}{4c} \pi a^2 B_0 \end{aligned} \quad (49)$$

where the approximation is $L \gg R$ and (43) has been used in the last step.

The phase shift (49) for the positively charged cylinder is 1/4 of the A-B phase shift (46). The calculation for the negatively charged cylinder is the same, except one replaces Q by $-Q$ and v_0 by $-v_0$, so its phase contribution is also (49). Lastly, for the electron's traverse to the left, \mathbf{u} is replaced by $-\mathbf{u}$. Since this phase term is subtracted to give the phase shift, the positive and negative cylinders each also contribute (49), resulting in a total phase shift of 4 times (49), the A-B phase shift.

D. A time-average approach to understanding the contribution of a solenoid piece to the phase shift.

Here is a simple, intuitively appealing, approach which gives the result (49).

Suppose each piece of the solenoid moves slowly compared to the speed of the electron over the interval T . Then, one might consider the approximation of replacing the vector potential created by the electron at the site of a piece, during the piece's traverse along its own path, by the time-averaged potential it experiences.

This averaging technique will also apply even if the speed of a solenoid pieces is not slow compared to the electron speed, as in the prior section. Because one piece of the solenoid replaces another during their motion, a piece will always be present at a given place in the solenoid and thus that place can be considered to experience an average vector potential and we can add the contribution from all the places. This approach starts with the following Hamiltonian:

This approach starts with the following Hamiltonian for a piece:

$$H = \frac{1}{2m}[\hat{p} - \frac{q}{c}\langle A \rangle_T]^2 \text{ where } \langle A \rangle_T \equiv \frac{1}{T} \int_0^T dt A(t). \quad (50)$$

where $\langle A \rangle_T \equiv \frac{1}{T} \int_0^T dt A(t)$ and $A(t)$ is the component of the electron's vector potential along the path of the solenoid piece. Because $\langle A \rangle_T$ is a constant, it immediately follows (as is usual when treating the phase contributed by the electron's motion) that the phase contributed by the piece is the path integral of the vector potential:

$$\text{Phase}(T) = \int_{\text{path}} ds \frac{q}{c} \langle A \rangle_T = v_0 T \frac{q}{c} \langle A \rangle_T. \quad (51)$$

But, this is precisely the expression given in (40) for the phase contributed by the motion of a piece which, when summed over all positively charged pieces as in the previous section, gives 1/4 the A-B phase. Including, in a similar way, the contribution of the negatively charged pieces and the contribution of the left traverse, gives the full A-B shift.

Thus, the phase shift can be viewed as due to the action of the *time-averaged* electric-field-producing vector potential of the electron acting on the charged pieces of the solenoid as they travel their short paths, the small arcs of the ring in which they are constrained to move.

A more detailed analysis from this point of view appears in Appendix C.

E. Electric Force in the Magnetic A-B Effect.

We take the view that the standard A-B calculation and the solenoid-involved calculation are two alternative ways of calculating the same thing. It is remarkable how conceptually dissimilar they are. In the usual case, there is the situation of a non-field-producing potential causing the phase shift. We would like to point out that, in the other case, although we have expressed the phase shift in terms of the vector potential, it can be looked at as due to the electric force of the electron on the solenoid pieces, the view that Vaidman took in his semi-classical calculation.[4].

Consider for example the effect of the electron's vector potential, on the positively charged solenoid pieces, during its right-traverse. We shall suppose that the electron starts from rest so that its initial vector potential is 0 (we ignore the solenoid's self-vector potential). We take the time dependence of the electron's vector potential at the site of each solenoid piece to be just due to the electron's motion and not the piece's motion, i.e., $\mathbf{A}(\mathbf{r}_i, t)$ at the site \mathbf{r}_i . This is because the replacement of solenoid pieces by successive pieces means we need only label the pieces' locations and ignore their translation. Then, the phase associated to these solenoid pieces is

$$\begin{aligned} \Phi_{\text{sol},+,right} &= \int_0^T dt \sum_i \frac{q}{c} \mathbf{v}_i \cdot \mathbf{A}(\mathbf{r}_i, t) \\ &= - \sum_i \int_0^T d\mathbf{x}_i(t) \cdot \int_0^t dt' \left[- \frac{\partial}{\partial t'} \frac{q}{c} \mathbf{A}(\mathbf{r}_i, t') \right] = - \sum_i \int_0^T d\mathbf{x}_i(t) \cdot \int_0^t dt' \mathbf{F}_i(\mathbf{r}_i, t'). \end{aligned} \quad (52)$$

We have written $\mathbf{v}_i dt = d\mathbf{x}_i$ as the displacement of the i th piece during dt . We have noted that the bracketed expression is the electric force $\mathbf{F}_i(\mathbf{r}_i, t')$ exerted by the electron on the i th particle in the interval dt' .

Thus, this phase shift contribution has been expressed in terms of $dt' \mathbf{F}_i(\mathbf{r}_i, t') = dp_i(t')$, the impulse exerted during dt' by the electron on the solenoid particles.

If we consider that the electron rapidly accelerates to speed u at the beginning of its trajectory, since the vector potential is proportional to $u(t)$, there is a large initial impulse (followed, as the electron continues its traverse, by a force on each solenoid piece which averages out over all pieces to 0), causing a sudden initial change of the momentum

$\Delta \mathbf{p}_i$ of the positively charged pieces (and the opposite change in momentum for the negatively charged pieces), so $\Phi_{sol,+,right} = -\sum_i \int_0^T d\mathbf{x}_i(t) \cdot \Delta \mathbf{p}_i$.

This impulse-induced differential of momentum, occurring oppositely for the electron's left-traverse, causes the phase shift to accumulate over the interval T , which was the point of view taken by Vaidman in his semi-classical calculation. We can see that here by writing $\Delta p_i = mv_i - mv_0$ which is constant and close to parallel to the piece displacement $\int_0^T d\mathbf{x}_i \equiv \Delta \sigma_i$ over time T . Tossing out the term mv_0 which does not contribute to the A-B shift as it is the same for left and right traverses of the electron, we have for the effective $\Phi_{sol,+,right} = -\sum_i \Delta \sigma_i mv_i = \sum_i \Delta \sigma_i / \lambda_i$, where λ_i is the deBroglie wavelength for the piece. This is the phase shift mechanism discussed following footnote 1.

VI. APPLICATION TO THE ELECTRIC A-B EFFECT.

For the electric A-B effect, we use rationalized MKS units.

We next apply these considerations to the usual electric A-B effect setup, where the phase shift $\Phi_{AB} = -e\sigma DT$ occurs when electron packets passing over and under a charged capacitor are brought together to interfere (e is the charge on the electron, σ is the surface charge on the plates, D is the plate separation and T is the time of traverse of the electron.)

According to the usual calculation, the phase shift is due to the quantized electron moving in the constant potential of the capacitor. But, using a simplified model where the electron sits in a zero-field environment halfway between

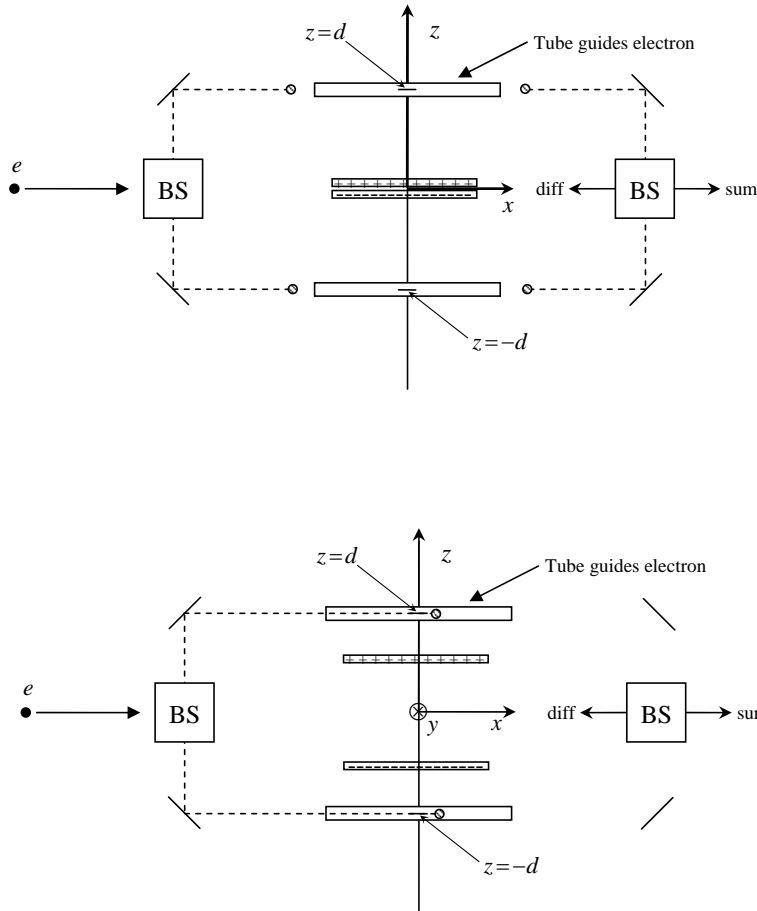


FIG. 4. Top: Setup for electric A-B effect, when the plates are together, before and after the electron nears the center of the plates. Bottom: Illustrating the plates with separation $\approx D$ while the electron moves for a time interval T . (Figures are not to scale, the plates and tubes should be greatly stretched in the $\pm x$ -direction.)

two identical charges, again by a semi-classical argument, Vaidman[4] showed that the A-B shift can also be obtained as due to the motion of the charges in the electric field of the electron.

We shall address these two approaches, and because our model is exactly soluble, we shall see how the usual calculation of phase shift and a calculation of phase shift based upon the motion of the capacitor plates are alternative ways of calculating the same thing.

A. Model

See Fig.(4). We consider two very large plates containing charges “glued down,” with uniform charge densities $\pm\sigma$ and area A , lying initially on top of one another in the $x - y$ plane at $z = 0$.

There are two long hollow frictionless tubes parallel to the x -axis, one at $y = 0, z = d$, the other at $y = 0, z = -d$, with the entrance and exit of each tube at the plate edges. An electron approaches the plate edges and encounters a beam splitter, creating two wave packets of equal amplitude. Then, two mirrors direct the packets into the tubes.

After the packets have travelled well away from the capacitor edges, the two plates are separated, rapidly moved by an external field (over a time interval much shorter than T) so that the positive and negative plates are left at rest at $\pm D/2$ at time $t = 0$. The plates are free to move thereafter for a time interval T , but it is assumed that they are so massive that their displacement is relatively small compared to D over that interval.

At time T , while the electron is still far from the capacitor edge, the plates are rapidly returned to the plane $z \approx 0$ by an external field. (While the plates acquire a phase shift during their separation and rejoining motions, we may take the time scale to be brief enough that it may be neglected compared to the phase shift acquired during the interval T .) Eventually the electron reaches the edge of the plates and, by means of two more mirrors reflecting the packets toward each other and another beam splitter, the packets emerge with their sum in one direction and their difference in another direction, each direction containing a detector.

The Hamiltonian over the time interval $(0, T)$ for electron passage above (H_+) or below (H_-) the capacitor is

$$H_{\pm} = \frac{P_e^2}{2m} + \frac{P_U^2}{2M} + \frac{P_L^2}{2M} + \frac{1}{2}[\sigma^2 A \pm e\sigma](Z_U - Z_L). \quad (53)$$

Here (X_e, P_e) , (Z_U, P_U) and (Z_L, P_L) are the conjugate operators for the electron motion in the x -direction, upper plate and lower plate motion in the z -direction respectively, and A is the plate area.

B. Calculations.

One can take the point of view that the capacitor is a classical object, and only the electron should be quantized. Then, one may truncate this Hamiltonian by throwing away the plate potential energy and kinetic energy operator terms and setting $Z_U = D/2, Z_L = -D/2$, their classical positions to excellent accuracy. The solution of Schrödinger's equation with the Hamiltonian

$$H_{\pm electron} = \frac{P_e^2}{2m} + \frac{1}{2}[\pm e\sigma]D \quad (54)$$

is easily seen to have the form

$$\psi_{\pm}(x, T) = \psi'(x, T)e^{-i\frac{1}{2}[\pm e\sigma]DT}, \quad (55)$$

where $\psi'(x, T)$ is a free-particle wave function (this is, of course, what is obtained from Eq.(8) or Eqs.(13),(30) applied to this problem). $\psi_+(x, T)$ ($\psi_-(x, T)$) is the wave function for the electron packet which passes above (below) the capacitor plates. By inspection, the phase shift, the difference of phases for the two traverses, is seen to be $-e\sigma DT$.

However, one may rewrite the Hamiltonian (53) as (omitting the self-energy of the capacitor since it makes the same contribution to the phase for the upper and lower electron traverses),

$$H_{\pm} = \frac{P_e^2}{2m} + \left[\frac{P_U^2}{2M} \pm \frac{1}{2}e\sigma Z_U \right] + \left[\frac{P_L^2}{2M} \mp \frac{1}{2}e\sigma Z_L \right]. \quad (56)$$

In this form, the wave function is the product of the free electron wave function, associated to no phase shift, and the upper and lower plate wave functions which do have associated phase shifts. The solution of Schrödinger's equation is then found to be:

$$\psi_{\pm}(x, z_U, z_L, T) = \psi_{el}(x) N e^{-\frac{(z_U - D/2)^2}{4\sigma^2 T}} e^{\mp i\frac{1}{2}e\sigma T[z_U - D/2]} e^{\mp i\frac{1}{4}eD\sigma T} \cdot e^{-\frac{(z_L + D/2)^2}{4\sigma^2 T}} e^{\pm i\frac{1}{2}e\sigma T[z_L + D/2]} e^{\mp i\frac{1}{4}eD\sigma T}. \quad (57)$$

In obtaining (57) from Eq.(8) or Eqs.(13)(30), we have used $p_{U,cl}(T) = -\frac{1}{2}e\sigma T$, $p_{L,cl}(T) = -\frac{1}{2}e\sigma T$ (the upper and lower plates move toward each other during T), $z_{U,cl}(T) \approx D/2$, $z_{L,cl}(T) \approx -D/2$, and e.g., for the upper traverse situation, $-\int_0^T dt' V(z_U(t')) = -\int_0^T dt' \frac{e\sigma}{2} \frac{D}{2} = -\frac{1}{4}eD\sigma T$.

It is only the last factor in each wave function expression that contributes to the phase shift. For the upper traverse, from ψ_+ , the contribution of both plates is then $2 \times (-\frac{1}{4}eD\sigma T) = -\frac{1}{2}eD\sigma T$. Adding the contribution of the lower traverse gives $4 \times (-\frac{1}{4}eD\sigma T) = -eD\sigma T$.

It might seem from this solution that we have settled the question as to what causes the phase shift. This is the solution of the exact Hamiltonian, not an approximation as was the case with the Hamiltonian (54). And, here the phase shift is all due to the capacitor.

However, one can also write this Hamiltonian as

$$H_{\pm} = \left[\frac{P_e^2}{2m} \pm \frac{1}{2}e\sigma D \right] + \left[\frac{P_U^2}{2M} \pm \frac{1}{2}e\sigma \left(Z_U - \frac{D}{2} \right) \right] + \left[\frac{P_L^2}{2M} \mp \frac{1}{2}e\sigma \left(Z_L + \frac{D}{2} \right) \right]. \quad (58)$$

In this case, the phase shift belongs completely to the electron part of the wave function, and the capacitor plate part has no phase shift associated to it (the wave function for each plate is the wave function in (57) with the constant part of the Hamiltonian for each plate providing a phase that exactly cancels the phase that arose from the dynamics).

Or, one could add and subtract a constant term in such a way that any fraction of the phase shift belongs to the electron wave function and the rest belongs to the capacitor.

It is clear that these are alternative ways of calculating the same phase shift, with no reason apparent here to prefer one over the other.

C. Electric Force in the Electric A-B Effect

In the example just discussed, the phase shift in both cases was calculated using potentials. In one case there is the electron in the non-field-producing potential of the capacitor. In the other case there are the capacitor plates in the electric field, of the electron.

The conceptual contrast, no force vs. force, would be even greater if the phase shift calculation for the capacitor plates was expressed, not in terms of the potential, but in terms of the electron's electric force on the capacitor plates. This could not be done in the above example because the external force, required to separate the plates and re-unite them, intrudes.

Accordingly, we modify here the previous setup so that such an external force does not act. Instead, we suppose that, at $t = 0$, the plates at $z = 0$ are suddenly given velocities $\pm v_0$ in the z -direction. They then move, under their mutual forces and the force of the electron, to a maximum separation which we shall call D_{\pm} (D_+ for the upper traverse, D_- for the lower traverse), and fall back to $z = 0$. Taking e to be positive for definiteness, then $D_+ < D_-$. Therefore, for the upper traverse, the plates return to $z = 0$ at time T_+ , which is slightly earlier than the time of return T_- for the lower electron traverse.

The plates encounter a decelerating potential at $z \approx 0$ designed to slow them down to a near stop and keep them close to each other (an idea introduced by Vaidman[4] in his example of the electric A-B effect) until after the electron is finally detected. Since the potentials are $\sim z$ and $z \approx 0$, there is negligible phase shift contribution thereafter. The width of the wave packets is chosen to be large enough that the positive plate wave packets from the two traverses finally overlap almost completely (similarly, of course for the negative plate wave packets), which is necessary if there is to be maximal interference.

The calculation is governed by the same Hamiltonian we have already discussed, and the details of that calculation are in Appendix D. However, they are not essential to the point to be made here. We illustrate it by considering the phase contributed by the positively charged plate's motion in the electric field of the electron undergoing the upper traverse using Eq.(39), namely,

$$\begin{aligned} \Phi &= -\int_0^T dt V(z_U(t)) = -\int_0^T dt \int_0^t dt' \frac{d}{dt'} V(z_U(t')) \\ &= -\int_0^T dt \int_0^t dt' \frac{dz_U(t')}{dt'} \frac{d}{dz_U(t')} V(z_U(t')) \\ &= \int_0^T dt \int_0^t dz_U(t') F(z_U(t')). \end{aligned} \quad (59)$$

(we have utilized $V(0) = 0$) where $F(z_U(t))$ is the force on the capacitor plate exerted by the electron. Thus, this phase contribution has been expressed in terms of the work done by the electron on the upper plate.

VII. CONCLUDING REMARKS

We have derived an expression (41), for the phase shift in an interference experiment involving charged particles moving on well localized one-dimensional trajectories in their mutual vector and scalar electromagnetic potentials.

We applied this expression to the magnetic A-B effect, where an electron wave packet splits into two, the packets orbiting on opposite sides of the solenoid, and then interfering. We obtain the result of Vaidman, that the solenoid particles moving in the electron's vector potential acquire the identical A-B phase shift that the electron acquires moving in the solenoid's vector potential.

Although the phase shift expression contains just vector potentials, we show, in the case of the solenoid particle's phase shift, that it may also be written in terms of the electric force exerted by the electron on the solenoid particles, as was argued by Vaidman.

We emphasize that the prescription of replacing the vector potential in the exact problem's Hamiltonian by its classical value results in both mechanisms operating simultaneously. This provides the wrong answer, twice the A-B shift. Therefore, this is not a correct prescription, not a good approximation to the exact problem. In our companion paper[7] we provide a better approximation, which results in the explanation of how these two conceptually quite different calculations (one involving a force, the other involving no force) are to be regarded as alternative ways of calculating the same thing.

We then apply the phase shift expression to the electric A-B effect, where an electron wave packet splits into two, the packets passing on opposite sides of a charged capacitor, and then interfering. This is an exactly soluble problem, and we show that the capacitor plates moving in the electron's scalar potential acquire the identical A-B shift that the electron acquires moving in the capacitor's scalar potential. Here it is abundantly clear how these two conceptually quite different calculations (one involving a force, the other involving no force) are alternative ways of calculating the same thing.

While the phase shift expression contains just scalar potentials, we show, in the case of the capacitor plates phase shift, that it may also be written in terms of the electric force exerted by the electron on the capacitor plates, as was argued by Vaidman. Thus we have shown that one may view both the electric and magnetic AB effects as arising from forces, i.e., from field-producing potentials.

Appendix A: Wave function in Section II

In this appendix we do the algebra involved in obtaining the wave function for a charged object, moving on a one dimensional path, subject to a time-dependent electric field.

1. Wave function in the momentum representation

Putting the momentum space wave function (6),

$$\psi(p, t) \sim e^{-(\sigma^2 + it/2m)p^2 + \beta(t)p + i\gamma(t) - \beta_R^2(t)/4\sigma^2}, \quad (\text{A1})$$

with initial conditions $\gamma(0) = 0$ and $\beta(0) = 2p_0\sigma^2 - ix_0$ into the momentum space Schrödinger equation (4), and equating coefficients of p and 1 (the coefficient of p^2 agrees on both sides of the equation) yields:

$$\begin{aligned} i\frac{d}{dt}\beta &= -\frac{q}{mc}A - 2iqV'\sigma^2 + \frac{qt}{m}V' \\ -\frac{d}{dt}\gamma &= \frac{i}{2\sigma^2}\beta_R\frac{d}{dt}\beta_R + \frac{q^2}{2mc^2}A^2 + iqV'\beta + qg(t) \\ &= \frac{i\beta_R}{2\sigma^2}\left[\frac{d}{dt}\beta_R + qV'2\sigma^2\right] + \frac{q^2}{2mc^2}A^2 - qV'\beta_I + qg(t) \\ &= \frac{q^2}{2mc^2}A^2 - qV'\beta_I + qg(t) \end{aligned} \quad (\text{A2})$$

where the bracketed term in the next to last equation vanishes because of the imaginary part of the first equation. Solving for β , and putting in the initial conditions, results in

$$\begin{aligned} \beta_R &= 2\sigma^2[p_0 - qU] = 2\sigma^2p_{cl}(t) \\ \beta_I &= -x_0 + \frac{q}{m}[\mathcal{A}/c - W]. \end{aligned} \quad (\text{A3})$$

Now, note that

$$\begin{aligned} x_{cl}(t) &= x_0 + \frac{p_0}{m}t - \frac{q}{mc}\mathcal{A} - \frac{q}{m}[tU(t) - W(t)], \\ &= \frac{t}{m}(p_0 - qU) - \left[-x_0 + \frac{q}{m}(\mathcal{A}/c - W)\right] = \frac{t}{2m\sigma^2}\beta_R - \beta_I, \end{aligned} \quad (\text{A4})$$

from which follows

$$\beta_I = -x_{cl}(t) + \frac{p_{cl}(t)t}{m}. \quad (\text{A5})$$

In Eq.(A2) for γ , dropping terms quadratic in the potentials leaves only

$$-\frac{d}{dt}\gamma = qx_0V'(t) + qg(t) = qV(t) - v_0tV'(t) \text{ or } \gamma = -q \int_0^t dt' V(t') + v_0W(t). \quad (\text{A6})$$

where we have used $g(t) \equiv V(t) - (x_0 + v_0t)V'(t)$.

2. Wave function in the position representation

The Fourier transform of (6) is

$$\begin{aligned} \psi(x, t) &\sim \int dp e^{ipx} e^{-(\sigma^2 + it/2m)p^2 + \beta(t)p + i\gamma(t) - \beta_R^2(t)/4\sigma^2} \\ &= e^{\frac{(ix+\beta)^2}{4[\sigma^2 + it/2m]}} e^{i\gamma} e^{-\beta_R^2(t)/4\sigma^2} \\ &= e^{\frac{[-(x+\beta_I)^2 + \beta_R^2 + 2i\beta_R(x+\beta_I)][\sigma^2 - it/2m] - (\beta_R^2/4\sigma^2)4[\sigma^4 + (t/2m)^2]}{4[\sigma^4 + (t/2m)^2]}} e^{i\gamma}. \end{aligned} \quad (\text{A7})$$

We shall assume that the mass of the object is large enough so that there is negligible spreading of the wave packet over time T , so $\sigma^4 + (t/2m)^2 \approx \sigma^4$.

a. Real part of exponent

We have for the real part of the exponent:

$$\begin{aligned} &4\sigma^4 \text{Re} \left[-(x + \beta_I)^2 + \beta_R^2 + 2i\beta_R(x + \beta_I) \right] [\sigma^2 - it/2m] - (\beta_R^2/4\sigma^2)4[\sigma^4 + (t/2m)^2] \\ &= -(x + \beta_I)^2\sigma^2 + 2\beta_R(x + \beta_I)t/2m - (\beta_R t/2m\sigma)^2 \\ &= \sigma^2 \left[-x^2 + 2x[\beta_R(t/2m\sigma^2) - \beta_I] - [\beta_R(t/2m\sigma^2) - \beta_I]^2 \right] \\ &= -\sigma^2[x - x_{cl}(t)]^2. \end{aligned} \quad (\text{A8})$$

Thus, the mean position follows the classical trajectory.

b. Imaginary part of exponent

The imaginary part of the exponent, using expressions (A3) and (A1) for β_R and β_I (and omitting γ for the moment), is:

$$\begin{aligned} \text{Imag. Part} &= [-(x + \beta_I)^2 + \beta_R^2](-t/2m\sigma^2) + 2\beta_R(x + \beta_I)/4\sigma^2 \\ &= \frac{t}{8m\sigma^2} \frac{(x - x_{cl}(t) + p_{cl}(t)t/m)^2}{\sigma^2} - \frac{p_{cl}^2(t)t}{2m} + p_{cl}(t)[x - x_{cl}(t) + p_{cl}(t)t/m] \\ &= \frac{t}{8m\sigma^2} \frac{(x - x_{cl}(t) + p_{cl}(t)t/m)^2}{\sigma^2} + \frac{p_{cl}^2(t)t}{2m} + p_{cl}(t)(x - x_{cl}(t)) \end{aligned} \quad (\text{A9})$$

That the first term in (A9) is negligibly smaller than the second two terms follows below, from the negligible spread condition $t/m\sigma^2 \ll 1$ and that the real part of the exponent makes $(x - x_{cl}(t))^2/\sigma^2$ be of order 1:

$$\begin{aligned} \text{Imag. Part} &= \frac{t}{8m\sigma^2} \frac{(x - x_{cl}(t))^2}{\sigma^2} + \frac{p_{cl}^2(t)t}{2m} \left[1 + \left[\frac{t}{2m\sigma^2} \right]^2 \right] + p_{cl}(t)(x - x_{cl}(t)) \left[1 + \left[\frac{t}{2m\sigma^2} \right]^2 \right] \\ &\approx \frac{t}{8m\sigma^2} + \frac{p_{cl}^2(t)t}{2m} + p_{cl}(t)(x - x_{cl}(t)) \\ &\approx \frac{p_{cl}^2(t)t}{2m} + p_{cl}(t)(x - x_{cl}(t)). \end{aligned} \quad (\text{A10})$$

The last approximation arises since, in order that the momentum of the wave packet be well defined, many oscillations of the wave function should lie within the packet width:

$$\frac{1}{8m\sigma^2} \ll \frac{p_{cl}^2(t)}{2m} = \frac{k_{cl}^2}{2m}. \quad (\text{A11})$$

Combining the exponents in (A6), (A8) and (A10), We have finally arrived at the wave packet expression:

$$\psi(x, t) = N e^{-\frac{(x - x_{cl}(t))^2}{4\sigma^2}} e^{ip_{cl}(t)(x - x_{cl}(t))} e^{ip_{cl}^2(t)t/2m} e^{-iq \int_0^t dt' V(t') + iv_0 W(t)}. \quad (\text{A12})$$

Appendix B: General Case Phase of Section III Reduces to Special Case Phase of Section II For Solely Time-Dependent Electric Field

If the force depends only upon time, i.e., if $V'(x, t) = V'(t)$, $A(x, t) = A(t)$, the phase angle is given by Eq. (8) in Section II:

$$\theta(x, t) = p_{cl}(t)[x - x_{cl}(t)] + \frac{t}{2m} p_{cl}^2(t) - q \int_0^t dt' V(t') + v_0 q W(t), \quad (\text{B1})$$

(neglecting some terms squared in the potentials (i.e., $\sim q^2$), which is the order we employ). We wish to show here that the phase expression (30) in Section III,

$$\theta(x, t) = p_{cl}(t)[x - x_{cl}(t)] + \int_0^t dt' \frac{1}{2m} p_{cl}^2(t') - q \int_0^t dt' V(x_{cl}(t'), t'). \quad (\text{B2})$$

for the general case of the electric field depending on position and time reduces to (B1) when there is only time-dependence.

In that case,

$$\begin{aligned} p_{cl}(t) &= mv_{cl}(t) + \frac{q}{c} A(x_{cl}(t), t) \rightarrow mv_{cl}(t) + \frac{q}{c} A(t) = mv_0 - U(t) \\ V(x_{cl}(t'), t') &\rightarrow V(t'). \end{aligned} \quad (\text{B3})$$

(The latter is the zeroth order term in the expansion of the scalar potential $V(x, t)$ in $x - x_{cl}(t)$) Then we have:

$$\begin{aligned} \int_0^t dt' \frac{1}{2m} p_{cl}^2(t') &= \int_0^t dt' \frac{1}{2m} [mv_0 - qU(t')]^2 = \frac{m}{2} v_0^2 t - v_0 q \int_0^t dt' U(t') \\ &= \frac{m}{2} v_0^2 t - v_0 q [tU(t) - W(t)] = \frac{1}{2m} p_{cl}^2(t)t + v_0 q W(t). \end{aligned} \quad (\text{B4})$$

When (B4) is inserted into (B2), we obtain (B1).

Appendix C: Calculations with explication involved in time average approach

In section VD, we argued that one gets the correct contribution to the phase associated to the motion of a piece, subjected to the vector potential of the electron, by recognizing that, effectively, there is always a piece at angle ϕ

that feels the time-averaged vector potential:

$$\begin{aligned}
\langle A \rangle_T &\equiv \frac{1}{T} \int_0^T dt A(t) = \frac{1}{T} \int_0^T dt \frac{e}{cS} \hat{\phi} \cdot \mathbf{u} \\
&= \frac{u}{\pi R} \int_0^T dt (\pm u) e \left[\frac{\cos(\phi - \phi'(t))}{cD} + \frac{aR \cos^2(\phi - \phi'(t))}{cD^3} \right] \\
&= \pm \frac{eu}{cD} \left[\frac{2}{\pi} \cos \phi + \frac{aR}{2D^2} \right]
\end{aligned} \tag{C1}$$

where $S \equiv \sqrt{a^2 + R^2 + z^2 - 2aR \cos(\phi - \phi')}$ has been expanded to first order in a , $D \equiv \sqrt{R^2 + z^2}$, $uT = \pi R$ has been employed, as has $d\phi'(t) = \pm \frac{u}{R} dt$ (+ for right traverse where $\phi'(t) = \frac{u}{R}t - \frac{\pi}{2}$, - for left traverse where $\phi'(t) = -\frac{u}{R}t - \frac{\pi}{2}$).

Now, since the vector potential is constant along the path of the piece, and noting that the distance traveled by each piece during T is $v_0T = v_0 \frac{\pi R}{u}$, the phase contributed by a piece at angle ϕ is given in Eq.(51),

$$\begin{aligned}
\Lambda_{\pm} &= \int_{path} ds \frac{q}{c} \langle A \rangle_T \\
&= \pm v_0 \frac{eq\pi R}{c^2 D} \left[\frac{2}{\pi} \cos \phi + \frac{aR}{2D^2} \right],
\end{aligned} \tag{C2}$$

Integrating over all the pieces using q in Eq.(42) gives for the total phase for a path and a cylinder:

$$\begin{aligned}
\text{Phase}_{\pm} &= Q \int_0^{2\pi} \frac{d\phi}{2\pi} \int_{-L/2}^{L/2} \frac{dz}{L} \Lambda_{\pm} \\
&= Q \int_0^{2\pi} \frac{d\phi}{2\pi} \int_{-L/2}^{L/2} \frac{dz}{L} \frac{1}{D^3} (\pm) v_0 \frac{eq\pi a R^2}{2c^2} = \pm \frac{Qev_0 a \pi}{Lc^2}.
\end{aligned} \tag{C3}$$

The phase difference between the two paths gives twice the magnitude of this. Accounting for both cylinders requires another factor of 2, resulting in the standard A-B phase shift.

This result is the same as obtained in section VC, where the integral over angle was considered first, followed by the integrals over time: here the integrals are taken in reverse order.

Appendix D: Analysis of the phase shift in the electric A-B effect for the setup discussed in Section VIC

To calculate the phase shift utilizing (41) with the Hamiltonian (53), we must find the classical motion of the electron and the capacitor plates. The electron feels no force, and the plates feel a constant force with the potential energy $\frac{\sigma}{2}[\sigma A \pm e][z_U - z_L]$, where z_U, z_L are the upper and lower capacitor plate positions, The upper sign in \pm refers to the electron's traverse above the capacitor, the lower sign refers to the electron's traverse below the capacitor.

The solutions of the equations of motion are, for the electron and plates:

$$\begin{aligned}
v_e &= u, \quad x_e = ut \\
v_U &= -v_L = v_0 - \frac{\sigma}{2M}[\sigma A \pm e]t, \quad z_U = -z_L = v_0 t - \frac{\sigma}{4M}[\sigma A \pm e]t^2.
\end{aligned} \tag{D1}$$

The largest separation of the plates for the two possible traverses, and the time it takes the plates to return to $z = 0$, are

$$D_{\pm} = \frac{1}{4}v_0 T_{\pm}, \quad T_{\pm} = \frac{4Mv_0}{\sigma[\sigma A \pm e]}. \tag{D2}$$

Taking e to be positive for simplicity, then $T_+ < T_-$. We shall take $e \ll \sigma A$, so that time difference is small, but we shall see that nonetheless it has an important effect.

The phase shift is then found from (41) to be:

$$\begin{aligned}
\Phi &= - \int_0^{T_+} dt \frac{\sigma}{2}[\sigma A + e][z_U(t) - z_L(t)]_+ + \int_0^{T_-} dt \frac{\sigma}{2}[\sigma A + e][z_U(t) - z_L(t)]_- \\
&= - \frac{\sigma ev_0}{6}[T_-^2 + T_+^2] + \frac{\sigma^2 A v_0}{6}[T_-^2 - T_+^2] \\
&\approx - \frac{1}{3}\sigma ev_0 \bar{T}^2 + \frac{2}{3}\sigma ev_0 \bar{T}^2 = \frac{1}{3}\sigma ev_0 \bar{T}^2.
\end{aligned} \tag{D3}$$

where we have written $\bar{T} \equiv \frac{4Mv_0}{\sigma^2 A}$ and the approximation is to drop terms $\sim e/\sigma A$ compared to 1.

The first term in the second line of (D3) is the negative phase shift due to the plates moving in the potential of the electron. The second term in that line is a positive phase shift due to one plate moving in the potential of the other. That phase shift would vanish if the plates spent the same amount of time on their trajectories when the electron was above them as below them. However, that is not the case, due to the force of the electron on the plates.

Perhaps surprisingly, the net phase shift is positive. This is because, although the time difference in travel is relatively small, the self-potential energy of the plates is relatively large compared to their potential energy in the field of the electron, and the phase shift due to the larger potential energy wins out.

Again, as in section VIB, although it appears here that the phase shift is totally due to the motion of the plates under the force of the electron, one can add and subtract a term from the Hamiltonian (51), rewriting it as

$$H_{\pm} = \left[\frac{P^2}{2m} + \frac{\sigma}{2} [\sigma A \pm e] [z_U(t) - z_L(t)]_{\pm} \right] + \left[\frac{P_U^2}{2M} + \frac{\sigma}{2} [\sigma A \pm e] [Z_U - z_U(t)]_{\pm} \right] + \left[\frac{P_L^2}{2M} - \frac{\sigma}{2} [\sigma A \pm e] [Z_L - z_L(t)]_{\pm} \right]. \quad (\text{D4})$$

Now the electron part of the Hamiltonian has in it the time varying, spatially constant potential it sees, and this is completely responsible for the phase shift, while the capacitor plate part of the Hamiltonian makes no contribution to the phase shift.

ACKNOWLEDGMENTS

We would like to thank Lev Vaidman for very helpful conversations.

-
- [1] Y. Aharonov and D. Bohm, Phys. Rev. **115**, 485-491 (1959), Phys. Rev. **123**, 1511 (1961) .
 - [2] W. H. Furry, N. F. Ramsey, Rev. **118**, 623 (1960).
 - [3] For a nice presentation of the A-B electric and magnetic effects, see Y. Aharonov and D. Rohrlich, *Quantum Paradoxes* (Wiley, Weinheim 2005), Chapter 4.
 - [4] L. Vaidman, Phys. Rev. **A86**, 040101 (2012).
 - [5] M. Peshkin, I. Talmi and L. Tassie, Annals of Physics **12**, 426 (1961) contains an earlier attempt to describe quantum mechanically the solenoid in the magnetic A-B effect, modeled as a rigid charged rotor, together with the electron. However, the interaction proposed in this paper, a constant multiplied by the product of angular velocities of electron and rotor, is just an invented expression. It is not the electromagnetic interaction between solenoid and electron dealt with in the present paper.
 - [6] Akira Tonomura, Nobuyuki Osakabe, Tsuyoshi Matsuda, Takeshi Kawasaki, and Junji Endo, Phys. Rev. Lett. vol. 56, pp. 792795 (1986); Osakabe, N; et al. Physical Review A **34** 815822 (1986).
 - [7] P. Pearle, A. Rizzi, "Quantizing the Vector Potential Reveals Alternative Views of the Magnetic Aharonov-Bohm Phase Shift," arXiv:1605.04324.
 - [8] Indeed, it is possible to treat the classical electrodynamics formalism also with the potentials regarded as primary and fields regarded, in a way, as secondary. For a textbook which introduces electromagnetism in this way, see A. Rizzi, *Physics for Realists: Electricity and Magnetism* (IAP press, Baton Rouge, 2011).