

Quantum Mechanical Inclusion of the Source in the Aharonov-Bohm Effect

Philip Pearle^{1,*} and Anthony Rizzi^{2,†}

¹*Emeritus, Department of Physics, Hamilton College, Clinton, NY 13323*

²*Institute for Advanced Physics, PO Box 15030, Baton Rouge, Louisiana, 70895*

(Dated: May 27, 2022)

The standard treatment of the magnetic Aharonov-Bohm (A-B) effect assumes one can calculate the phase without accounting for the source (solenoid) quantum mechanically. Recently, Vaidman, using a semi-classical calculation, showed that the source may indeed matter. He argued for what might be called a local field hypothesis—the idea that in quantum theory, as in classical physics, only field-producing potentials have physical effects. His calculation indicates that the electron’s non-relativistic electric field, acting on a semi-classically treated solenoid, produces the A-B phase shift. Here, employing a model of the solenoid consisting of charged particles, we give a quantum mechanical treatment of their contribution to the phase shift under the influence of the circulating electron’s electric field. We show that the phase shift of the *field-producing* non-relativistic vector potential gives the A-B phase shift, and how this confirms Vaidman’s semi-classical prediction of that phase shift. However, we also show that the phase shift of the *field-producing* relativistic (retarded) scalar potential gives the negative of the A-B phase shift. This cancellation allows one to *effectively* treat the source as a classical entity as is done in the standard derivation of the A-B effect. We close by remarking that the apparent necessity for relativistic considerations suggests the possibility that the A-B phase shift may yet be explained in terms of field-producing potentials alone, which may vindicate the local field hypothesis.

PACS numbers: 03.65.-w, 03.65.Vf, 03.65.Ta, 03.65.Ud

* ppearle@hamilton.edu

† arizzi@iapweb.org

I. INTRODUCTION

In its best known form, the Aharonov-Bohm (A-B) effect [1–3] predicts a measurable physical consequence for an electron moving around the outside of a long cylindrical solenoid, despite the fact that there is no B-field anywhere that it is allowed to travel. Classically, this appears impossible since, in the absence of field-producing potentials¹ the behavior of the electron cannot change. To account for how the A-B effect occurs, it is common to ascribe it to the non-field producing vector potential. (However, there have been other explanations, e.g., De Witt[4] has described it in terms of non-local field effects.) Thus, the A-B effect is considered by many to be a prime example of the marvelous novelty quantum theory reveals vis-a-vis classical theory.

To investigate this classical-quantum discrepancy it is natural, in principle, given the radical interconnectedness implied by quantum mechanics, to additionally consider everything interacting with the electron, namely the source which generates the vector potential.

Still, the idea that fields might be able to account for the A-B effect (which we shall call the “local field hypothesis”) runs into trouble when confronted with the standard quantum mechanical formalism, which is wholly expressed in terms of potentials[5]. Even in the face of such problems, Vaidman [6] recently proposed this hypothesis. He pointed out, using a semi-classical analysis that, under the influence of the electric-field-producing vector potential of the electron, the motion of the charged cylinders making up the source (see section III for the cylinder model of the solenoid) introduces a phase contribution whose magnitude is exactly that of the standard A-B phase shift.

Now, this contribution to the phase shift from the field, together with the usual A-B phase shift calculation, leaves one with twice the experimentally determined value. One cannot simply ignore the usual A-B phase shift calculation—for example by arguing, using the local field hypothesis, that it involves a non-field producing potential and thus is irrelevant—without violating a standard treatment involving a potential in quantum theory. This problem led us to consider a full quantum mechanical treatment of the effect of the electron’s electric field on the solenoid.

We have, indeed, obtained Vaidman’s result by such a treatment of the solenoid (considered as many pieces) under the influence of the electron’s *non-relativistic* time-varying, and therefore field-producing, vector potential. However, using the *relativistic* (Liénard-Wiechart) potentials, we additionally obtain a canceling negative phase shift due to the scalar potential. Thus the total phase shift of the field-producing potentials is zero, which leaves the non-field producing potential at the site of the electron as the source of the A-B phase shift, as usual.

Had the negative A-B contribution been due to a non-field producing potential, one could consider that the field-producing vector potential was the source of the A-B effect, but the opposite is the case. Thus, one might think that the local field hypothesis is negated by our result. However, we argue in Section VI that there remains a way to interpret the A-B phase shift as due to field-producing potentials alone.

In Section II, we calculate the amplitude and phase of a wave packet describing a charged object moving under time-varying, but not spatially varying, vector potential and scalar potential gradient, for a time interval T . Under these circumstances we show that the phase can be completely expressed in terms of the classical motion of the object. This is in preparation for a multi-particle treatment of the source experiencing the potentials of the electron, but it also applies to the electron experiencing the vector potential in the usual A-B calculation, as we also show.

In Section III, we present the multi-particle Schrödinger equation for the particles which make up the source and the electron. We argue that the Schrödinger equation is separable and thus the total wave function can be written as a product of the individual wave functions for these particles. Using the Section II analysis, we obtain the expression for the phase shift due to all constituents. We show how the non-relativistic electric field, due to the vector potential of the electron acting on the pieces, produces the phase shift found by Vaidman’s semi-classical analysis.

In Section IV we consider the relativistic electric field of the electron acting on the pieces of the solenoid. We show here, in addition to the shift obtained in III, that there is an additional, negative, canceling phase shift arising from the relativistic nature of the scalar potential.

Section V contains a proof that the vector potential of the electron, acting on the solenoid, which results in an A-B magnitude phase shift (and, thus also, the scalar potential of the electron, acting on the solenoid, which gives its negative), is not affected by a gauge transformation, and is a consequence of symmetries, of the setup and of the vector potential under exchange of source point and field point.

Section VI contains our summary and concluding remarks including, as mentioned above, an argument that the local field hypothesis may yet be valid.

¹ The terms “field-producing potentials” and “nonfield-producing potentials” are used here with an unspoken qualifier “in the space-time region of interest.” The vector and scalar potentials mentioned here are the standard ones in the Lorenz (Lorentz) gauge. The term field-producing means the given potential causes a nonzero contribution to the field and the given situation cannot, by a (local) gauge transformation, be transformed to zero potentials. This description may change depending on the gauge choice: however, of course, the fields will remain the same. Using these definitions, the solenoid’s vector potential in the A-B effect is qualitatively different in its two characteristic regions: it is nonfield-producing in the non-simply connected region outside the solenoid, but is field-producing inside the solenoid.

II. PHASE OF A CHARGED OBJECT

For our application, all objects shall be considered to move in circular arcs in frictionless hollow rings, so we only consider one-dimensional motion.

We consider an “object” of mass m and charge q moving non-relativistically, over a time interval T , in one dimension x (e.g., $x = r\phi$ is the distance along a circular arc of radius r). The object starts at location x_0 , moving with initial velocity v_0 , under an electric field that is not a function of position, only of time. Thus, the vector potential is $A(t)$ and the scalar potential may be written as $V(t) + (x - x_0)V'(t) \equiv g(t) + xV'(t)$ where $g(t) \equiv V(t) - x_0V'(t)$.

This situation includes the electron in the A-B magnetic and electric effects, the former where A is a constant, and the latter where V is a constant. However, it also applies to each piece of the solenoid, moving under a vector potential $A(x, t)$ and scalar potential $V(x, t)$, provided that the potentials do not change appreciably over the distance traveled by the piece, as we now explain.

Assume that at any time t within the interval T that the position is $x \approx x_0 + v_0t$, i.e., $|v(t) - v_0| \ll |v_0|$ (see Eq.(3a) below, with $v(t) \equiv v_{cl}(t)$: this is achieved with a sufficiently small value of q/m). Then, the condition on the vector potential is $[A(x_0 + v_0T, T) - A(x_0, T)]/A(x_0, T) \ll 1$, or $v_0TA'(x_0, T)/A(x_0, T) \ll 1$ (' refers to the spatial partial derivative).

Then, we may write $A(x, t) \approx A(x_0, t) \equiv A(t)$. A similar condition applies to the scalar potential and its spatial derivative, so we may write $V(x_0, t) \equiv V(t)$ and $V'(x_0, t) \equiv V'(t)$.

We also shall assume that charges are sufficiently weak that terms quadratic in the potentials are negligibly small and may be dropped. (In the case of our application to a charged piece of a solenoid, the charge q is infinitesimal: when q is summed over, one gets a finite value, but when q^2 is summed over, one gets an infinitesimal value.)

A. Classical motion

The classical Hamiltonian is

$$H = \frac{1}{2m} \left[p - \frac{q}{c} A(t) \right]^2 + qxV'(t) + qg(t), \quad (1)$$

where p is the canonical momentum conjugate to x .

The equations of motion follow from Hamilton's Poisson bracket equations:

$$\begin{aligned} \frac{d}{dt}x &= \frac{1}{m} \left[p - \frac{q}{c} A(t) \right] \\ \frac{d}{dt} \left[p - \frac{q}{c} A(t) \right] &= -qV'(t) - \frac{q}{c} \frac{d}{dt} A(t) \end{aligned} \quad (2)$$

and solution

$$v_{cl}(t) = v_0 - \frac{q}{mc} [A(t) - A(0)] - \frac{q}{m} U(t), \quad (3a)$$

$$x_{cl}(t) = x_0 + v_0t - \frac{q}{mc} [\mathcal{A} - A(0)t] - \frac{q}{m} [tU(t) - W(t)], \quad (3b)$$

$$p_{cl}(t) = mv_{cl}(t) + \frac{q}{c} A(t) = p_0 - qU(t) \quad (3c)$$

$$\text{where } \mathcal{A} \equiv \int_0^t dt' A(t') \quad (3d)$$

$$\int_0^t dt' \int_0^{t'} dt'' V'(t'') = \int_0^t dt' [t - t'] V'(t') = tU(t) - W(t), \quad (3e)$$

$$p_0 \equiv mv_0 + \frac{q}{c} A(0), \quad U(t) \equiv \int_0^t dt' V'(t'), \quad W(t) \equiv \int_0^t dt' t' V'(t'). \quad (3f)$$

(The subscript cl is to distinguish these classical variables from the quantum variables to appear later.)

Of course, a magnetic force does not appear in these equations or in this paper, since that force is in the direction perpendicular to the velocity,

B. Wave function

The wave function in the momentum representation satisfies

$$i\frac{\partial}{\partial t}\psi(p, t) = \left[\frac{1}{2m} \left[p - \frac{q}{c} A(t) \right]^2 + qg(t) + qV'(t)i\frac{\partial}{\partial p} \right] \psi(p, t), \quad (4)$$

(we set $\hbar = 1$.) It is initially taken to describe an object of momentum p_0 located at time 0 at x_0 :

$$\psi(p, 0) \sim e^{-(p-p_0)^2\sigma^2} e^{-ipx_0}. \quad (5)$$

(\sim means that the normalization factor has been omitted).

To solve Eq.(4) with the initial condition (5), we make the ansatz

$$\psi(p, t) = e^{-(\sigma^2 + it/2m)p^2 + \beta(t)p + i\gamma(t) - \beta_R^2(t)/4\sigma^2}, \quad (6)$$

where $\beta = \beta_R + i\beta_I$, and γ is real. The last factor ensures normalization of the wave function in the momentum representation, and therefore in the position representation. From (5,6), the initial conditions are $\gamma(0) = 0$ and $\beta(0) = 2p_0\sigma^2 - ix_0$.

In Appendix A we put (6) into (4) and equate coefficients of p and 1, with the results

$$\beta_R = 2\sigma^2 p_{cl}(t), \quad \beta_I = -x_{cl}(t) + \frac{p_{cl}(t)t}{m}, \quad \gamma = -q \int_0^t dt' V(t'). \quad (7)$$

We then go to the position representation by taking the Fourier transform of (6). The result, (A12), is

$$\psi(x, t) = N e^{-\frac{(x-x_{cl}(t))^2}{4\sigma^2}} e^{ip_{cl}(t)(x-x_{cl}(t))} e^{ip_{cl}^2(t)t/2m} e^{-iq \int_0^t dt' V(t')}. \quad (8)$$

under the assumptions that the mass of the object is large enough so that there is negligible spreading of the wave packet over time T and that the packet width is much larger than the wavelength associated to the momentum, so the momentum is well-defined.

C. Application to the usual A-B effect.

See Fig.3 for an illustration of the situation described below.

An electron wave packet, charge $q = e$, moving in the $z = 0$ plane along the y-axis with speed u , encounters a beam splitter at $x = 0, y = -R$. It splits evenly into two packets, one going counterclockwise (to the right), with the center of the wave packet moving in a circle of radius R (confined to a hollow ring which ensures that circular motion). We shall call the polar coordinate angle representing this motion ϕ' . The motion is from $\phi' = -\pi/2$ to $\phi' = \pi/2$ with speed u in a time interval T , so it is described by $\phi'(t) = -\frac{\pi}{2} + \frac{ut}{R}$, where $uT = \pi R$.

The other packet goes clockwise (to the left). Because we don't want the singularity of the coordinate system to be located where the two packets meet at time T , we choose the singularity to be where they start. Thus, this packet's center moves in a circle of radius R from $\phi' = \frac{3\pi}{2}$ to $\phi' = \frac{\pi}{2}$, so it is described by $\phi'(t) = \frac{3\pi}{2} - \frac{ut}{R}$.

The packets move around a solenoid with magnetic flux Φ . Because they move in a circle of radius R , the vector potential the packets encounter has the constant value $A = \frac{\Phi}{2\pi R}$.

For the counterclockwise circulating wave packet, $p_{cl}(t) = p_0 = mu + \frac{eA}{c}$ and $x_{cl}(t) = x_0 + ut$. Evaluating (8) for this right-hand packet yields

$$\begin{aligned} \psi_R(x, t) &= N e^{-\frac{[x-x_0-ut]^2}{4\sigma^2}} e^{i[mu + \frac{eA}{c}][x-x_0-ut]} e^{i[mu + \frac{eA}{c}]^2 \frac{t}{2m}} \\ &= N e^{-\frac{[x-x_0-ut]^2}{4\sigma^2}} e^{i[mu + \frac{eA}{c}][x-x_0]} e^{i[-mu^2 t/2 + \frac{e^2 A^2 t}{2mc^2}]}. \end{aligned} \quad (9)$$

In cylindrical coordinates, $x = R\phi'$ and $x_0 = -R\pi/2$. At time $T = \pi R/u$, when this packet has come half-circle to $\phi' = \pi/2$,

$$\psi_R(\phi', T) = N e^{-\frac{[R(\phi' - \pi/2)]^2}{4\sigma^2}} e^{i[mu + \frac{eA}{c}][R(\phi' + \pi/2)]} e^{i[-mu^2 T/2 + \frac{e^2 A^2 T}{2mc^2}]}. \quad (10)$$

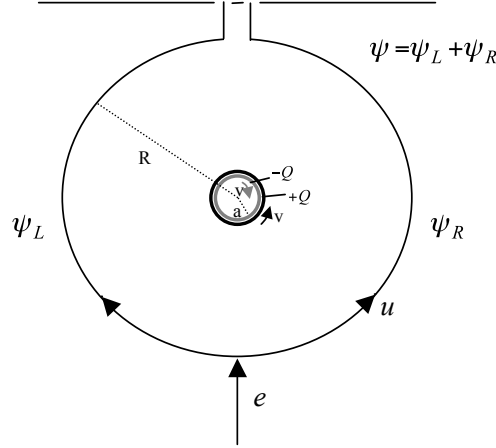


FIG. 1. The electron trajectory in the $z = 0$ plane and a cross-section of the rotating cylindrical shells.

For the clockwise circulating wave packet, $x_0 = R3\pi/2$, and we have for Eqs.(9),(10) respectively

$$\begin{aligned}\psi_L(x, t) &= N e^{-\frac{[x-x_0+ut]^2}{4\sigma^2}} e^{i[-mu+\frac{eA}{c}][x-x_0]} e^{i[-mu^2 t/2+\frac{e^2 A^2 t}{2mc^2}]}, \\ \psi_L(\phi', T) &= N e^{-\frac{[R(\phi'-\pi/2)]^2}{4\sigma^2}} e^{i[-mu+\frac{eA}{c}](R(\phi'-3\pi/2))} e^{i[-mu^2 T/2+\frac{e^2 A^2 T}{2mc^2}]}. \end{aligned} \quad (11)$$

We may replace ϕ' by $\pi/2$ in the phase factors of $\psi_R(\phi', T)$, $\psi_L(\phi', T)$ because the wave packets are concentrated there. The sum of the packets at time T then becomes (absorbing the last phase factor, common to both, in the normalization constant):

$$\psi(\phi', T) = \psi_R(\phi', T) + \psi_L(\phi', T) = N' e^{-\frac{[R(\phi'-\pi/2)]^2}{4\sigma^2}} e^{imuR\pi} \left[e^{i\frac{eAR\pi}{c}} + e^{-i\frac{eAR\pi}{c}} \right]. \quad (12)$$

Thus we obtain the usual relative A-B phase shift $2\frac{eAR\pi}{c} = \frac{e\Phi}{c}$, since $|e^{i\frac{e\Phi}{2c}} + e^{-i\frac{e\Phi}{2c}}|^2 = 2[1 + \cos e\Phi/c]$.

III. PHASE SHIFT DUE TO NON-RELATIVISTIC POTENTIALS

We shall see that the phase shift due to the pieces of the solenoid arises from part of the contributions of $-p_{cl}(t)x_{cl}(t)$ in Eq.(8).

As discussed in the previous section, the electron (charge e , a negative number for the actual electron) is described by a wave packet which moves in a circle of radius R in the $z = 0$ plane, either to the left or to the right. The right (left) moving packet initially starts from rest at angle $\phi' = -\pi/2$ ($\phi' = 3\pi/2$) and moves with speed $u(t) = \Theta(t - \epsilon)u$ ($u(t) = -\Theta(t - \epsilon)u$), ending up at $\phi' = \pi/2$ at time $T \equiv \pi R/u$, so $\phi'(t) = -\pi/2 + ut/R$ ($\phi'(t) = 3\pi/2 - ut/R$). Here Θ is the step function and ϵ is an infinitesimal, inserted to ensure that the electron starts at rest at time $t = 0$,

The solenoid extends from $z = -L/2$ to $z = L/2$ and is comprised of two concentric cylindrical shells of nearly the same radius (which, for simplicity, we shall consider as superimposed). Each cylinder consists of a stack of, say square cross-sectioned, hollow rings (see Fig.2). Each ring is of radius a , height characterized by coordinate z . Each ring contains charged pieces, each of mass m and charge $\pm q$. The positively charged pieces move counterclockwise, the negatively charged pieces move clockwise, all with initial speed v_0 , when the electron is not present. The n th piece's location within a ring may be characterized by its initial coordinate angle ϕ_{n0} . The charge may be written as

$$q = dz d\phi Q / 2\pi L, \quad (13)$$

where Q (M) is the magnitude of the total charge (total mass) in one cylindrical shell, and dz is the height of a ring and $ad\phi$ is the length of each piece. The charge to mass ratio is $q/m = Q/M$ for each piece.

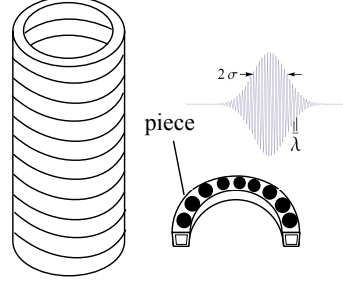


FIG. 2. Illustrating one of the two superimposed cylindrical shells comprising the solenoid, a hollow ring within the shell containing charged pieces, and the wave packet of a piece.

We now make the following approximation. The potentials depend upon both the quantum mechanical operators $\hat{\phi}'$ and $\hat{\phi}_n$, representing the angular location of the electron and the n th piece respectively. Because the electron wave packet is well-localized at every instant t during its traverse, as described in Section II C, we replace the operator $\hat{\phi}'$ by the c-number $\phi'(t)$ which represents the center of the electron wave packet at time t . Thus, the potentials now only depend upon the quantum variable $\hat{\phi}_n$ and upon t .

In the position representation where potential and wave function depend upon the angular operator eigenstate ϕ_n , consider the condition underlying the applicability of the analysis of Section II to this situation, that the piece move so little away from its initial location ϕ_{n0} over the time interval T that the position dependence of the potentials can be neglected. Denote the vector from the electron to the field point on the solenoid by $\mathbf{S} \equiv \mathbf{r} - \mathbf{R}$, with magnitude

$$S = \sqrt{a^2 + R^2 + z^2 - 2aR \cos(\phi_{n0} - \phi'(t))} \quad (14)$$

Then this condition is

$$S \left| \frac{v_0 T}{a} \frac{\partial}{\partial \phi_{n0}} S^{-1} \right| \leq \frac{v_0 T R}{S^2} < \frac{v_0 T}{R} = \pi \frac{v_0}{u} \ll 1. \quad (15)$$

We assume this condition which, perhaps surprisingly, is independent of a and R .

The non-relativistic potentials felt by the n th piece at (a, ϕ_{n0}) are therefore

$$V(\phi_{n0}, t) = \frac{e}{S} \approx \frac{e}{D} + \frac{eaR \cos(\phi_{n0} - \phi'(t))}{D^3} \text{ where } D \equiv \sqrt{R^2 + z^2}, \quad (16a)$$

$$V'(\phi_{n0}, t) \approx -\frac{eR \sin(\phi_{n0} - \phi'(t))}{D^3} \quad (16b)$$

$$\mathbf{A}(\phi_{n0}, t) = \frac{eu(t)\hat{\phi}'(t)}{cS} \approx \frac{eu(t)\hat{\phi}'(t)}{cD} + \frac{eaRu(t)\hat{\phi}'(t) \cos(\phi_{n0} - \phi'(t))}{cD^3}, \quad (16c)$$

$$A(\phi_{n0}, t) \equiv \mathbf{A}(\phi_{n0}, t) \cdot \hat{\phi} \approx \frac{eu(t) \cos(\phi_{n0} - \phi'(t))}{cD} + \frac{eaRu(t) \cos^2(\phi_{n0} - \phi'(t))}{cD^3} \quad (16d)$$

where we assume $a \ll R$ and, in expanding S , drop all terms of higher order than a/R . $\hat{\phi}'(t) \equiv -\mathbf{i} \sin \phi' + \mathbf{j} \cos \phi'$ is the unit vector in the direction of the electron's motion, $\hat{\phi}$ is the unit vector in the direction of the piece's motion and $A(\phi_{n0}, t)$ is the vector potential in the direction of the piece's motion. We shall see that it is the last term in $A(\phi_{n0}, t)$ that is responsible for the A-B phase shift contributed by the motion of the pieces.

Because of the approximation we have made, of replacing the electron operator by the c-number location of the center of its wave packet, the Hamiltonian for the pieces and the electron is now separable:

$$\begin{aligned} \hat{H} = \sum_{n=n+, n-} & \left\{ \frac{1}{2m} \left[\hat{p}_n - \frac{q}{c} A(\phi_{n0}, t) \right]^2 + V(\phi_{n0}, t) + a(\hat{\phi}_n - \phi_{n0}) V'(\phi_{n0}, t) \right\} \\ & + \frac{1}{2m_e} \left[\hat{p}_e - \frac{e}{c} A \right]^2, \end{aligned} \quad (17)$$

where the subscripts $n\pm$, $n0\pm$ refer to the positively charged counterclockwise rotating pieces or the negatively charged clockwise rotating pieces, and the \hat{p}_n , $\hat{\phi}_n$ and \hat{p}_e are quantum mechanical operators, $[a\hat{\phi}_n, \hat{p}_n] = i$, $[R\hat{\phi}', \hat{p}_e] = i$. In the position representation, the wave function for the electron's right traverse is

$$\psi_R(t) = \prod_{n+, n-} \psi_{Rn+}(\phi_{n+}, t) \psi_{Rn-}(\phi_{n-}, t) \psi_{R,e}(\phi', t). \quad (18)$$

and similarly for the left traverse.

We now discuss the wave function for each constituent separately.

The electron wave function has already been discussed in Section II C.

The wave function for a piece is given by Eq.(8) with the dependence (3) upon the potentials.

The vector and scalar potentials affecting a piece are the sum of the potentials (16) caused by the electron *and* the potentials caused by the solenoid.

There is a constant vector potential due to the solenoid which we may designate $A(0)$ (the electron contributes no vector potential at time $t = 0$, just before it has begun to move). We shall see this makes no phase contribution.

Then, there is an electric field due to the solenoid. Were the positive and negative cylindrical shells uniformly charged, they would cause no electric field. However, as we shall shortly see, when the electron is at location $(0, -R)$ at time $t = 0$, the charge density within each ring is no longer uniform and there is an electric field. However, the charge density is $\sim Qqe$, so the electric force due to the shells, acting on a piece of charge q , is $\sim q^2$ which may be neglected.

A. Phase due to a piece

It follows from Eq.(18) that the phase due to all the pieces is the sum of the separate phases due to each. The phase of a single piece (in what follows we omit the argument ϕ_{n0} in all potentials) is, by (8) and (3),

$$\begin{aligned} \text{Phase} &= p_{cl}(t)(x - x_{cl}(t)) + p_{cl}^2(t) \frac{t}{2m} - iq \int_0^t dt' V(t') \\ &= \left[mv_0 + \frac{q}{c} A(0) - qU(t) \right] \left[x - x_0 - v_0 t - \frac{1}{m} \mathcal{F}(t) \right] \\ &\quad + \left[mv_0 + \frac{q}{c} A(0) - qU(t) \right]^2 \frac{t}{2m} - q \int_0^t dt' V(t') \\ &\approx \left[mv_0 + \frac{q}{c} A(0) \right] (x - x_0) - \frac{m}{2} v_0^2 t - q \int_0^t dt' V(t') - qU(t)[x - x_0] - v_0 \mathcal{F}(t). \end{aligned} \quad (19)$$

where $\mathcal{F}(t) \equiv \int_0^t dt_1 \int_0^{t_1} dt_2 F(t_2)$, the force $F(t) = -\frac{q}{c} \frac{\partial}{\partial t} A(t) - qV'(t)$, and $\sim q^2$ terms have been neglected.

We shall now show that all terms in (19) except the last make no contribution to the phase.

We may ignore contributions to the phase which are the same for the electron traveling right or left. The first two terms of (19) are of this nature. Note in particular that this disposes of any effect due to $A(0)$, the potential caused by the solenoid, on its own pieces.

As for $-q \int_0^t dt' V(t')$, the positive q and negative q piece phase contributions at the same location (with the same ϕ_{n0}) cancel. Although as mentioned, the initial charge density is not uniform, the correction to $-q \int_0^t dt' V(t')$ due to this non-uniformity is of order q^2 and so may be neglected.

Finally, we address $-qU(t)[x - x_0]$, the last term which can be eliminated from consideration. When the electron completes its right traverse, we have, from (16), writing $U_n(t)$ to emphasize the dependence upon the n th piece's location,

$$U_n(T) \equiv \int_0^T dt V'(t) = - \int_0^T dt \frac{eR \sin(\phi_{n0} + \frac{\pi}{2} - ut/R)}{D^3} = \frac{2eR^2 \sin \phi_{n0}}{uD^3}, \quad (20)$$

while for the left traverse, it is the negative of (20).

To examine the import of this, we consider an experiment measuring the phase shift of the electron once the traverse has been completed and the electron encounters detectors. The wave function is the sum of terms describing the location of all particles when the electron encounters a particular detector. For example, consider a term which has the form $\psi_D(T) \equiv C[\psi_L(T) + \psi_R(T)]$, where $\psi_L(T)$, $\psi_R(T)$ are given by (18). The integral

$$\int \prod_{n+, n-} d(a\phi_n) d(R\phi') |\psi_D(T)|^2 = |C|^2 \left[2 + \int \prod_{n+, n-} d(a\phi_n) d(R\phi') [\psi_L^*(T) \psi_R(T) + \psi_L(T) \psi_R^*(T)] \right] \quad (21)$$

gives the probability of the electron being detected by that detector.

If we were just considering the problem without the pieces, with just the electron wave function as is usual, the two integrals on the right hand side of (21) would give $e^{i\theta} + e^{-i\theta}$, where θ is the A-B phase shift.

We wish now to show that, with inclusion of the pieces, the phase terms $\sim U_n(T)$ will not cause any different result. To that end, we consider only these terms (leaving out the crucial last remaining term $-v_0\mathcal{F}(t)$) from the phase expression (19): they will make no contribution provided that, for each piece, $\int d(a\phi_n)\psi_{Ln}^*(\phi_n, T)\psi_{Rn}(\phi_n, T) = 1$. Taking the magnitude of the packets from (8), this integral is

$$\begin{aligned} \int d(a\phi_n)\psi_{Ln}^*(\phi_n, T)\psi_{Rn}(\phi_n, T) &= N^2 \int dx e^{-\frac{(x-x_{cl}(T))^2}{2\sigma^2}} e^{-2iqU_n(T)[x-x_0]} \\ &\approx N^2 \int_{-\infty}^{\infty} dx e^{-\frac{(x-x_{cl}(T))^2}{2\sigma^2}} e^{-2iqU_n(T)[x-x_{cl}(T)]} e^{-2iqU_n(t)v_0T} \\ &= e^{-2[\sigma qU_n(T)]^2} e^{-2iqU_n(T)v_0T} \approx e^{-2iqU_n(T)v_0T}, \end{aligned} \quad (22)$$

where, since $\sigma \ll 2\pi a$, we have extended the integral range. In the second line we have used $x_{cl}(T) = x_0 + v_0T + O(q)$ to rewrite the term $\sim U_n(T)$. The last step in (22) follows, as mentioned previously, because q^2 is the square of an infinitesimal. And, when the contribution of all pieces of the phase factor in (22) is taken into account, one obtains for a ring of pieces, using (20) and (13),

$$\prod_{\phi_{n0}} e^{-2iqU_n(T)v_0T} = e^{-2iv_0TQ(dz/2\pi L)\frac{2eR^2}{uD^3}\int_{-\pi/2}^{3\pi/2} d\phi \sin \phi} = 1. \quad (23)$$

Thus, there is no amplitude contribution and no net phase contribution from the term $-qU(t)[x-x_0]$.

Therefore, from (19), the phase contributed by a single piece is the crucial last remaining term in (19) (restoring the index n):

$$\text{Phase}(t) = -v_0\mathcal{F}(t) = v_{n0} \int_0^t dt_1 \int_0^{t_1} dt_2 \left[\frac{q}{c} \frac{\partial}{\partial t_2} A(\phi_{n0}, t_2) + qV'(\phi_{n0}, t_2) \right]. \quad (24)$$

Eq.(24), evaluated for the non-relativistic and relativistic potentials, is the thrust of the rest of this paper.

B. Initial velocity

We first find the velocity v_{n0} .

When the electron is far away, each piece has the same speed v_0 with uniform surface charge density $\sigma_0 = Q/2\pi aL$ so there is linear current density $J_0 = Qv_0/2\pi aL$ in each ring. Thus, the magnetic field due to the two cylinders is

$$B_0 = 2(4\pi/c)J_0 = 4(v_0/c)(Q/aL). \quad (25)$$

We suppose that the electron moves along the y -axis, toward its resting place at $t = 0$, ($x = 0, y = -R$), with as slow a speed as one wishes, so that one can neglect the vector potential of the electron as well as neglect $\dot{\mathbf{E}}$. This leaves the electric field as the gradient of the scalar potential. It then follows from Maxwell's equation $\dot{\mathbf{B}} = -c\nabla \times \mathbf{E} = 0$ that the magnetic field is unchanged. Thus, we see from $\mathbf{J} = (c/4\pi)\nabla \times \mathbf{B}$ that when the electron comes to rest, the current is unchanged, $J = J_0$. So, we have $J_0 = \sigma_n v_n$, even though the electric force on the n th piece has changed its surface charge density σ_n from σ_0 and its velocity v_n from v_0 .

We may find an expression for the velocity $v_n \equiv v(\phi)$ by approximating the pieces in a ring by a charged time-independent fluid model, assuming negligible self-interaction (as of higher order in q), so each piece of the fluid satisfies Newton's second law under the force of the Coulomb field of the electron (V given by (16b) at $\phi' = -\pi/2$):

$$\begin{aligned} \frac{D}{Dt}v(\phi) &\equiv \frac{\partial}{\partial t}v(\phi) + v(\phi)\frac{\partial}{\partial \phi}v(\phi) = \frac{qeR\cos\phi}{mD^3}, \text{ with solution} \\ v(\phi) &= \left[v_0^2 + \frac{2qeaR(\sin\phi - \sin\phi^0)}{mD^3} \right]^{1/2} \approx v_0 + \frac{qeaR\sin\phi}{mv_0D^3}, \end{aligned} \quad (26)$$

since $\frac{\partial}{\partial t}v(\phi) = 0$. In Eq.(26), ϕ^0 is the angle at which $v(\phi) = v_0$, which has been set to value 0 for the following reason. The action variable $I \equiv \oint ad\phi mv(\phi)$ is an adiabatic invariant so, upon equating $I = 2\pi amv_0$, its value for infinite R , to its value for finite R given in (26), we see that $\sin\phi^0 \approx 0$.

The main point to be made is that, when this expression for $v(\phi_n) = v_{n0}$ is put into the phase expression (24), we may take $v_{n0} = v_0$ since the correction $\sim q^2$, may be ignored. As an application of the result (26), Appendix B contains an irrelevant but interesting aside on the so-called "hidden momentum."

C. Phase due to all pieces

According to Eq.(24), the phase contribution of a single piece is v_0 multiplied by two time-integrals of the force. The phase contributions of all pieces in a single ring is the integral $\int_{-\pi/2}^{3\pi/2} d\phi$ of this result. However, the angle integral may be taken first. Therefore, we see from (16b) and (16d) that V' and the first term in A can make no contribution to the total phase while, in the second term, $\cos^2(\phi_{n0} - \phi'(t)) = (1/2) + (1/2)\cos 2(\phi_{n0} - \phi'(t))$ may be replaced by $1/2$.

Therefore, the only contribution of a single piece to the whole phase, for the electron's right traverse, is given by (24) using the last term in the expression for the vector potential (16d) (with the \cos^2 term replaced by $1/2$):

$$\begin{aligned} \text{Phase}(T) &= v_0 \int_0^T dt_1 \int_0^{t_1} dt_2 \frac{q}{c} \frac{\partial}{\partial t_2} \left[\frac{eaRu(t_2)}{2cD^3} \right] \\ &= \frac{v_0 q ea Ru}{2c^2 D^3} \int_0^T dt_1 \int_0^{t_1} dt_2 \delta(t_2 - \epsilon) \\ &= \frac{v_0 q ea Ru}{2c^2 D^3} T = \frac{v_0 q ea \pi R^2}{2c^2 D^3}, \end{aligned} \quad (27)$$

where we have taken $t = T$ and used $uT = \pi R$. The total phase due to all the pieces in a cylinder is therefore found by summing over all q using (13):

$$\text{Total Phase}(T) = Q \int_{-L/2}^{L/2} \frac{dz}{L} \int_0^{2\pi} \frac{d\phi}{2\pi} \frac{v_0 ea \pi R^2}{2c^2 D^3} = \frac{v_0 Q ea \pi}{L c^2} = \frac{e\Phi}{4c}, \quad (28)$$

where we have used $\int_{-L/2}^{L/2} dz D^{-3} = 2/R^2$ for $L \gg R$, and the magnetic field value $B_0 = 4v_0 Q/caL$ given in the second paragraph of Section IIIB.

Each cylindrical shell makes a contribution equal to (28), since the sign doesn't change under the replacements $Q \rightarrow -Q, v_0 \rightarrow -v_0$, so the net phase due to the two shells when the electron traverses to the right is twice (28). The calculation when the electron traverses to the left is identical to the above, except for the replacement $u \rightarrow -u$ in (27), leading to a change in sign of the result.

Therefore, we get four times (28) = $e\Phi/c$ for the relative phase shift due to the pieces of the solenoid, the same result as obtained by the standard calculation of the A-B phase shift of the electron wave function.

D. Time average approach

Each piece moves slowly compared to the speed of the electron over the interval T , according to the condition (15). Because of this, one might consider the approximation of replacing the potentials created by the electron at the site of a piece, during the piece's traverse along its own path, by the time-averaged potentials. As shall now be shown, this approximation works well for the vector potential (although it does not work for the scalar potential), and gives some insight into the nature of the general solution given above.

We start with the Hamiltonian

$$H = \frac{1}{2m} \left[\hat{p} - \frac{q}{c} \langle A \rangle_T \right]^2 \text{ where } \langle A \rangle_T \equiv \frac{1}{T} \int_0^T dt A(t). \quad (29)$$

Because $\langle A \rangle_T$ is a constant, it immediately follows (as is usual when treating the phase contributed by the electron's motion) that the phase contributed by the piece is the path integral of the vector potential:

$$\text{Phase}(T) = \int_{\text{path}} ds \frac{q}{c} \langle A \rangle_T = v_0 T \frac{q}{c} \langle A \rangle_T. \quad (30)$$

But, this is precisely the expression given in (24) for the phase contributed by the motion of a piece which, when summed over all positively charged pieces as in the previous section, gives $1/4$ the A-B phase. Including, in a similar way, the contribution of the negatively charged pieces and the contribution of the left traverse, gives the full A-B shift.

To more fully manifest this insight, a detailed and explicit calculation that respects the integration order implied above is provided in Appendix C.

IV. PHASE SHIFT DUE TO RELATIVISTIC POTENTIALS

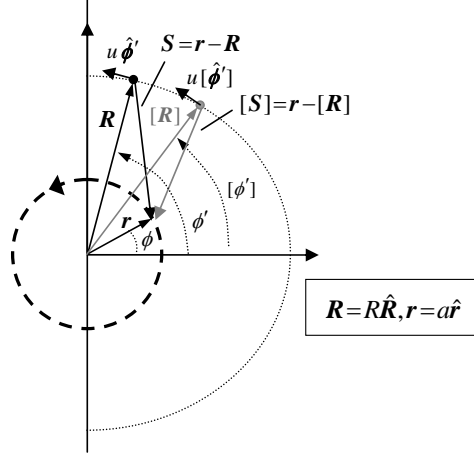


FIG. 3. Illustration of the notation. A bracket notation is used: when $[]$ appears around a variable, it is to be evaluated at the retarded time t_r . Variables at both the present time t and the retarded time are illustrated.

We now repeat the calculation of the phase shift given in the previous section, however replacing the non-relativistic electric field by the relativistic electric field.

A. Relativistic electric field

The well-known Liénard-Wiechert expression for the relativistic potentials[8] of a point charge are,

$$V(\mathbf{r}, t) = \frac{e}{[1 - \boldsymbol{\beta}(t_r) \cdot \mathbf{n}(\mathbf{r}, t_r)]S(\mathbf{r}, t_r)}, \quad \mathbf{A}(\mathbf{r}, t) = \frac{e\boldsymbol{\beta}(t_r)}{[1 - \boldsymbol{\beta}(t_r) \cdot \mathbf{n}(\mathbf{r}, t_r)]S(\mathbf{r}, t_r)}. \quad (31)$$

For a diagram illustrating the notation, see Fig.3:

$$\text{present time is } t, \quad (32a)$$

$$\text{field point is } \mathbf{r}, \quad (32b)$$

$$\text{electron displacement vector at time } t' \text{ is } \mathbf{R}(t'), \quad (32c)$$

$$\text{vector from electron to a piece at time } t' \text{ is } \mathbf{S}(\mathbf{r}, t') \equiv \mathbf{r} - \mathbf{R}(t'), \quad (32d)$$

$$\text{retarded time is } t_r \equiv t - S(\mathbf{r}, t_r)/c, \quad (32e)$$

$$\text{unit vector from electron to piece at time } t_r \text{ is } \mathbf{n}(\mathbf{r}, t_r) \equiv \hat{\mathbf{S}}(\mathbf{r}, t_r) = \mathbf{S}(\mathbf{r}, t_r)/S(\mathbf{r}, t_r), \quad (32f)$$

$$\text{velocity vector of electron at time } t' \text{ is } \mathbf{U}(t') \equiv \dot{\mathbf{R}}(t') \equiv c\boldsymbol{\beta}(t'). \quad (32g)$$

The retarded time t_r is the time at which a signal emanating from the electron will arrive at the piece at time t . In this Section IVA below, when arguments of variables are not explicitly given, the time is t_r .

While derivations of the electric field following from (31) of course appear in textbooks[9], it is of some interest in this paper to see explicitly what terms arise from each potential, so that exercise is performed in Appendix (D). The result for the scalar potential is

$$-\nabla V(\mathbf{r}, t) = \frac{e}{\gamma^2} \frac{\mathbf{n} - \boldsymbol{\beta}}{S^2(1 - \mathbf{n} \cdot \boldsymbol{\beta})^3} + \frac{e}{S^2} \frac{\boldsymbol{\beta}[\mathbf{n} \cdot \boldsymbol{\beta} - \beta^2]}{(1 - \mathbf{n} \cdot \boldsymbol{\beta})^3} + \frac{e}{cS} \frac{\mathbf{nn} \cdot \dot{\boldsymbol{\beta}}}{(1 - \mathbf{n} \cdot \boldsymbol{\beta})^3} \quad (33)$$

where $\gamma \equiv (1 - \beta^2)^{-1/2}$.

The first term in (33), whose non-relativistic limit is the Coulomb field, is variously termed the electric velocity field or the near field.

The second term is an extra bit whose negative shall be provided by the vector potential contribution, as shall be seen, so it plays no role in the final expression for the electric field.

The third term is the contribution of the scalar potential to what is variously termed the electric acceleration field or radiation field. It shall be seen as responsible for the negative of the A-B phase shift.

The result for the vector potential is

$$-\frac{1}{c} \frac{\partial}{\partial t} \mathbf{A}(\mathbf{r}, t) = -\frac{e}{cS} \frac{\dot{\boldsymbol{\beta}}[1 - \mathbf{n} \cdot \boldsymbol{\beta}] + \boldsymbol{\beta} \mathbf{n} \cdot \dot{\boldsymbol{\beta}}}{[1 - \mathbf{n} \cdot \boldsymbol{\beta}]^3} - \frac{e}{S^2} \frac{\boldsymbol{\beta}[\mathbf{n} \cdot \boldsymbol{\beta} - \beta^2]}{(1 - \mathbf{n} \cdot \boldsymbol{\beta})^3}. \quad (34)$$

As promised, the last term in (34) is the negative of the second term in (33).

The part of the first term $-e\dot{\boldsymbol{\beta}}/cS$ is responsible for the A-B phase shift calculated in Section III, as shall shortly be seen.

The last term in (33) added to the first term in (34) is the complete electric acceleration field:

$$\begin{aligned} \mathbf{E}_{acc} &= -\frac{e}{cS} \frac{\dot{\boldsymbol{\beta}}[1 - \mathbf{n} \cdot \boldsymbol{\beta}] + (\boldsymbol{\beta} - \mathbf{n})\mathbf{n} \cdot \dot{\boldsymbol{\beta}}}{[1 - \mathbf{n} \cdot \boldsymbol{\beta}]^3} = \frac{e}{cS} \frac{(\mathbf{n} - \boldsymbol{\beta})\mathbf{n} \cdot \dot{\boldsymbol{\beta}} - \dot{\boldsymbol{\beta}}\mathbf{n} \cdot [\mathbf{n} - \boldsymbol{\beta}]}{[1 - \mathbf{n} \cdot \boldsymbol{\beta}]^3} \\ &= \frac{e}{cS} \frac{\mathbf{n} \times [(\mathbf{n} - \boldsymbol{\beta}) \times \dot{\boldsymbol{\beta}}]}{[1 - \mathbf{n} \cdot \boldsymbol{\beta}]^3}. \end{aligned} \quad (35)$$

B. Phase due to a piece

In applying (33) and (34) to our problem, higher powers of β than the first may be dropped, as they are of order u/c compared to terms that are retained.

Appendix E shows that the electric velocity (near) field (first term in (33)) makes no contribution to the phase.

In the electric acceleration (radiation) field expressions, we can evaluate variables at the current time instead of at the retarded time. This is because the only time dependence of \mathbf{E}_{acc} is, e.g., for the right-hand electron traverse, $\phi'(t_r) = -\frac{\pi}{2} + \frac{ut}{R} - \frac{u}{cR}S$ and, as \mathbf{E}_{acc} already is $\sim \frac{u}{c}$, including $\frac{u}{c}S$ leads to higher powers of $\frac{u}{c}$ than the first. So, in this Section IVB, when arguments of variables are not explicitly given, the time is t .

Therefore we turn to consider the force on a piece located at ϕ due to the last term in (33) (the contribution of the scalar potential), and the first term in (34) (the contribution of the vector potential), discarding terms of higher order in u/c than the first:

$$\mathbf{F}(\phi, t) = \frac{qe}{cS} \mathbf{n} \mathbf{n} \cdot \dot{\boldsymbol{\beta}} - \frac{qe}{cS} \dot{\boldsymbol{\beta}}. \quad (36)$$

The acceleration $c\dot{\boldsymbol{\beta}}$ is

$$c\dot{\boldsymbol{\beta}} = \frac{d}{dt} \Theta(t - \epsilon) u [-\hat{\mathbf{x}} \sin \phi'(t) + \hat{\mathbf{y}} \cos \phi'(t)] = \delta(t - \epsilon) u \dot{\phi}'(t) - \Theta(t - \epsilon) \frac{u^2}{R} \hat{\mathbf{R}}(t). \quad (37)$$

The centripetal component of $\dot{\boldsymbol{\beta}}$ is $\sim \hat{\mathbf{R}}$. If we insert this centripetal component into (36), we find that the component of the force in the ϕ -direction is proportional to

$$\begin{aligned} \frac{1}{S} [\hat{\phi} \cdot \mathbf{n} \mathbf{n} \cdot \hat{\mathbf{R}} - \hat{\phi} \cdot \hat{\mathbf{R}}] &= -\hat{\phi} \cdot \hat{\mathbf{R}} \left[\frac{R}{S^3} (a \hat{\mathbf{r}} \cdot \hat{\mathbf{R}} - R) - \frac{1}{S} \right] \\ &\approx \sin(\phi - \phi') \left[\frac{R}{D^3} [a \cos(\phi - \phi') - R] - \frac{1}{D} - \frac{aR}{D^3} \cos(\phi - \phi') \right] \\ &= -\sin(\phi - \phi') \left[\frac{R^2}{D^3} + \frac{1}{D} \right]. \end{aligned} \quad (38)$$

where \approx means that S^{-1} has been expanded and only terms linear in a have been kept. Therefore, since the angular integral of this vanishes, we can drop the centripetal acceleration term since it makes no net contribution to the phase.

Therefore we need only consider that

$$c\dot{\boldsymbol{\beta}} = \delta(t - \epsilon) u \dot{\phi}'(t). \quad (39)$$

We need the component of the force (36) in the ϕ -direction, $F(\phi, t) = \hat{\phi} \cdot \mathbf{F}$. The last term in (36) gives the non-relativistic result:

$$-\frac{qe}{cS} \dot{\beta} \cdot \hat{\phi} \approx -\frac{qe}{c^2} \left[\frac{1}{D} + \frac{aR}{D^3} \cos(\phi - \phi'(t)) \right] \delta(t - \epsilon) u \cos(\phi - \phi'(t)), \quad (40)$$

where here and in the next equation we keep only terms linear in a/R . The first term in (36) gives, using $\mathbf{n}(\mathbf{r}, t) = [\mathbf{r} - \mathbf{R}(t)]/S(\mathbf{r}, t) = [a\hat{\mathbf{r}} - R\hat{\mathbf{R}}(\mathbf{t})]/S$:

$$\begin{aligned} \frac{qe}{cS} \hat{\phi} \cdot \mathbf{n} \cdot \dot{\beta} &= \frac{qe}{c^2 S^3} R \sin(\phi - \phi'(t)) \delta(t - \epsilon) u a \sin(\phi - \phi'(t)) \\ &\approx \frac{qeauR}{c^2 D^3} \sin^2(\phi - \phi'(t)) \delta(t - \epsilon). \end{aligned} \quad (41)$$

C. Phase due to all pieces

Then one argues, as in the last section, that the phase due to a piece at time T is $-v_0 \int_0^T dt_1 \int_0^{t_1} dt_2 F(\phi, t_2)$, and the phase due to all the pieces in a ring is the integral of this over ϕ . When one takes the integral over all ϕ first, one sees that the first term in (40) will not contribute. Thus, what does contribute to the phase of a piece at ϕ is, using (41) and the second term in (40),

$$\text{phase} = \frac{v_0 q e a u R}{c^2 D^3} \delta(t - \epsilon) [\cos^2(\phi - \phi'(t)) - \sin^2(\phi - \phi'(t))]. \quad (42)$$

Obviously, when integrated over ϕ , the result is 0.

Thus, there is no net phase contributed by the pieces of the solenoid moving under the electron's relativistic electric field.

V. A GENERAL RESULT

A query seemingly requiring a deeper understanding is, given 0 net phase shift contributed by the motion of the solenoid pieces, the scalar and vector potentials of the electron provide canceling phase shifts. But, those magnitudes are precisely equal to the A-B phase shift. Why not some other value?

We shall first show that neither the solenoid phase due to the electron's scalar potential nor the phase due to its vector potential can be changed by a gauge transformation.

Then, it is shown, using the usual non-relativistic expression for the vector potential (which implies a gauge choice), that equality of the usual A-B phase shift of the electron due to the pieces' vector potential and the phase shift of the pieces due to the electron's vector potential is a consequence of the fact that each vector potential, multiplied by the charge and speed of the other, is symmetrical under exchange of electron and piece.

First, consider a gauge transformation of the electron's potentials. Using the gauge $\chi(\mathbf{r}, t)$ to transform the vector potential and the scalar potential, followed by calculation of the electric force due to each, the results are $\mathbf{F}_\chi = \pm(q/c)\nabla\dot{\chi}$ (a different sign for each potential). The component of such force in the ϕ -direction is therefore

$$\hat{\phi} \cdot \mathbf{F}_\chi = \frac{q}{ac} \frac{\partial}{\partial \phi} \dot{\chi}(\phi, t). \quad (43)$$

As we have seen, the phase due to all the pieces in a ring is a triple integral of this force: a double-time integral and an angular integral over all pieces. The latter integral may be taken first. The result of this latter integral is

$$\int_0^{2\pi} d\phi \hat{\phi} \cdot \mathbf{F}_\chi = \frac{q}{ac} [\dot{\chi}(2\pi, t) - \dot{\chi}(0, t)] = 0, \quad (44)$$

the last step a consequence of the necessity for χ to be periodic (single-valued). Thus, a gauge transformation cannot change the contribution of either the electron's scalar potential or vector potential to the solenoid phase shift.

Now, consider, say, the electron's right traverse. Since we can work in any gauge, we choose the usual one in which the vector potential, due to the electron, received at the site of a piece, is

$$\mathbf{A}^{e \rightarrow p}(\mathbf{r}, t) = \frac{e}{c} \frac{\mathbf{U}(t)}{S(\mathbf{r}, t)}, \text{ so } A^{e \rightarrow p}(\phi, t) \equiv \hat{\phi} \cdot \mathbf{A}^{e \rightarrow p}(\mathbf{r}, t) = \frac{eu}{cS(\phi, t)} \cos(\phi - \phi'(t)), \quad (45)$$

where the second equation in (45) shows the component of that vector potential along the ring direction.

Likewise, the component of the vector potential due to a piece, received at the site of the electron, projected along the electron's direction of motion, is

$$A^{p \rightarrow e}(\phi, t) = \frac{qv_0}{cS(\phi, t)} \cos(\phi - \phi'(t)), \quad (46)$$

Thus, we have:

$$\frac{qv_0}{c} A^{e \rightarrow p}(\phi, t) = \frac{eu}{c} A^{p \rightarrow e}(\phi, t) \quad (47)$$

The force on a piece at angle ϕ due to the electron's motion is $-\frac{q}{c} \frac{\partial}{\partial t} A^{e \rightarrow p}(\phi, t)$, so its first time integral is $-\frac{q}{c} A^{e \rightarrow p}(\phi, t)$ (assuming, as we do, that the electron starts from rest so the vector potential vanishes at $t = 0$). We have seen that $-v_0$ multiplied by the double time integral of the force gives the phase contribution of the piece. Thus, this phase contribution is the time integral of the left side of (47).

Integrating (47) over time, we convert the right time integral to a path integral for the electron using $udt = Rd\phi' \equiv ds$, which therefore is the contribution by this one piece to the phase shift of the electron:

$$\begin{aligned} v_0 \int_0^T dt' \frac{q}{c} A^{e \rightarrow p}(\phi, t') &= \frac{e}{c} u \int_0^T dt' A^{p \rightarrow e}(\phi, t') \\ &= \frac{e}{c} \int_0^{uT} d(ut') A^{p \rightarrow e}(\phi, ut'/u) \\ &= \int_0^{\pi R} ds \frac{e}{c} A^{p \rightarrow e}(\phi, s/u). \end{aligned} \quad (48)$$

Finally, we sum over all pieces, positive and negative (so we get a factor of 2 on the left side), in the rings at all heights, using the expression for q in (13)

$$2v_0 \frac{Q}{2\pi Lc} \int_0^T dt' \int_{-L/2}^{L/2} dz \int_0^{2\pi} d\phi A^{e \rightarrow p}(\phi, t') = \int_0^{\pi R} ds \frac{e}{c} \sum_{all\ pieces} A^{p \rightarrow e}(\phi, s/u) \quad (49)$$

$$= \int_0^{\pi R} ds \frac{e}{c} \frac{\Phi}{2\pi R} = \frac{e}{c} \frac{\Phi}{2} \quad (50)$$

where the sum of the vector potentials due to all the pieces (of course, the sum is converted to an integral using (13)) gives the constant vector potential $\frac{\Phi}{2\pi R}$ (Φ is the magnetic flux in the solenoid) which the electron experiences.

Therefore, we obtain the equality of, on the left side, the phase shift due to the motion of the pieces of the solenoid in the potential of the electron and, on the right side, half the usual A-B phase shift. Of course, when we consider the electron's left traverse, we obtain a similar result for the other half of the A-B phase shift.

Thus, we have explained why the phase shift caused by the vector potential of the electron acting on the solenoid is exactly the same as the phase shift caused by the solenoid's vector potential acting on the electron (and therefore why the canceling phase due to the scalar potential is the negative of this value). Note that though we work in the Lorenz gauge, because we have shown that these results are completely gauge invariant, the result is valid for all gauges.

VI. SUMMARY AND CONCLUDING REMARKS

The situation of a charged object constrained to move in an electric field that only depends upon time (not position), also with non-field-causing potentials $\mathbf{A}(0)$ and $V(t)$ possibly present, is a fairly simple one. Because of this, we were able to find an expression (8) for its wave function when, initially, its state is a gaussian wave packet, and its mass is assumed large enough so that spreading of the wave packet may be neglected.

The phase in (8) depends upon the classical position of the object $x_{cl}(t)$, which only depends upon the electric force (the magnetic force is irrelevant because it has no component in the direction of the constrained motion) and therefore only upon field-producing scalar and vector potentials. It also depends upon the classical canonical momentum of the object $p_{cl}(t)$, which depends upon the classical velocity (again, a field-dependent quantity) but, also, upon the nonfield-producing part of the vector potential $\mathbf{A}(0)$. Lastly, it depends upon $V(t)$, which is an overtly nonfield-producing potential.

We have constrained all the charged objects in the A-B effect to conform to the conditions of the above derivation. Thus, we made the electron move in a semi-circular ring so that it only sees the potential $\mathbf{A}(0)$, and we showed that

the phase in (8) provides the usual A-B phase. Then, we modeled the behavior of the charged pieces of the solenoid to also conform. That is, we ensured that the vector potential and scalar potential gradient they feel due to the electron, which do depend upon position as well as time, nonetheless effectively only depend upon time because of the condition (15), that their speed is small compared to that of the electron.

When restricted to the pieces, the phase in (8), simplified to (19) and finally to (24), only depends upon the electric force, i.e., only upon the field-producing potentials.

Based upon this model of the solenoid, we showed in Section IIIC that the motion of the solenoid pieces under the *non-relativistic* electric field contributes a phase shift equal to the usual A-B phase shift, but we showed in Section IVC that under the *relativistic* electric field there is no net phase contribution.

In the language of Vaidman's semi-classical calculation, we confirm his result that the field-producing vector potential, acting alone, gives an impulse to the pieces of the cylinders that builds up a phase in the wave function of the solenoid that, by the end of the electron's traverse, equals the standard AB value. However, we also find that the field-producing scalar potential, acting alone, gives an impulse to the pieces of the cylinders that, while not the same as the previous impulse on each piece, nonetheless by the end of the electron's traverse, exactly counters the effect of the vector potential. Thus the averaged net impulse is zero and so no phase can build over the electron's traverse around its semicircular trajectory.

It is worth emphasizing that, while one might guess this result holds in general, for example that a proof might exist that is independent of the model for the solenoid or its speed of rotation, this is a subject for further investigation.

It is interesting that here, as well as in the case of hidden momentum, relativistic mechanical considerations intrude in what seems to be a non-relativistic mechanical problem. Of course, electromagnetism by its very nature is relativistic, so it may not be so surprising that a consistent theory likewise requires relativistic considerations for the mechanical part of the problem.

Since the phase in (8) depends upon both field-producing and nonfield-producing potentials (and, indeed, we used the nonfield-producing vector potential $\mathbf{A}(0)$ to get the phase contributed by the electron's motion as usual), it could reasonably be concluded that the local field hypothesis, which says that only field-producing potentials can have physical effects, is negated by our considerations.

However, we would like to at least entertain the notion that the nonfield-producing effect of the vector potential in non-relativistic quantum mechanics is an residual artifact of relativistic quantum theory, where the local field hypothesis *is* valid.

Consider the effect of a single piece in a ring of the solenoid on the wave function of the electron, with no other pieces present, and concentrate solely upon its vector potential. Let the piece accelerate from rest to its final velocity so, initially, there is no potential. In the relativistic (retarded) theory, the pieces generate a field-producing vector potential whose emission and reception are local events. (The pieces do not generate a nonfield-producing vector potential). One may then consider adding more pieces until the solenoid has its full complement, but the local nature of the interactions holds for each piece, so it must hold for all.

From this point of view, in non-relativistic quantum theory, the field-producing vector potentials of all the pieces adding up to a nonfield-producing vector potential could be considered a confluence, of the nonrelativistic limit of relativistic quantum theory on the one hand, and of the peculiar symmetry of the physical setup on the other.

Indeed, consider the Aharonov-Bohm problem with a quantized electromagnetic field. The vector potential operators at different locations commute at constant time. Thus, in the Schrödinger picture, a wave function $\psi(\dots\mathbf{A}(\mathbf{x}_i)\dots\mathbf{A}(\mathbf{x}_j)\dots;t)$ could be used to give the probability distribution of possible values of the vector potential at any time. It is likely the solenoid's standard nonfield-producing vector potential of nonrelativistic quantum theory would be the mean value of the vector potential, but it is also likely that the probability of this standard potential would be of measure 0. This would indicate that the vector potential is a result of field producing potentials.

Based upon these considerations, we think it is at least an open question whether the local field hypothesis can be sustained or not.

Appendix A: Wave function

In this appendix we do the algebra involved in obtaining the wave function for a charged object subject to a time-dependent electric field, as well as non-field causing potentials $\mathbf{A}(0)$ and $V(t)$.

1. Wave function in the momentum representation

Putting the momentum space wave function (6),

$$\psi(p, t) = e^{-(\sigma^2 + it/2m)p^2 + \beta(t)p + i\gamma(t) - \beta_R^2(t)/4\sigma^2}, \quad (\text{A1})$$

with initial conditions $\gamma(0) = 0$ and $\beta(0) = 2p_0\sigma^2 - ix_0$ into the momentum space Schrödinger equation (4), and equating coefficients of p and 1 (the coefficient of p^2 agrees on both sides of the equation) yields:

$$\begin{aligned} i\frac{d}{dt}\beta &= -\frac{q}{mc}A - 2iqV'\sigma^2 + \frac{qt}{m}V' \\ -\frac{d}{dt}\gamma &= \frac{i}{2\sigma^2}\beta_R\frac{d}{dt}\beta_R + \frac{q^2}{2mc^2}A^2 + iqV'\beta + qg(t) \\ &= \frac{i\beta_R}{2\sigma^2}\left[\frac{d}{dt}\beta_R + qV'2\sigma^2\right] + \frac{q^2}{2mc^2}A^2 - qV'\beta_I + qg(t) \\ &= \frac{q^2}{2mc^2}A^2 - qV'\beta_I + qg(t) \end{aligned} \quad (\text{A2})$$

where the bracketed term in the next to last equation vanishes because of the imaginary part of the first equation. Solving for β , and putting in the initial conditions, results in

$$\begin{aligned} \beta_R &= 2\sigma^2[p_0 - qU] = 2\sigma^2 p_{cl}(t) \\ \beta_I &= -x_0 + \frac{q}{m}[\mathcal{A}/c - W]. \end{aligned} \quad (\text{A3})$$

Now, note that

$$\begin{aligned} x_{cl}(t) &= x_0 + \frac{p_0}{m}t - \frac{q}{mc}\mathcal{A} - \frac{q}{m}[tU(t) - W(t)], \\ &= \frac{t}{m}(p_0 - qU) - \left[-x_0 + \frac{q}{m}(\mathcal{A}/c - W)\right] = \frac{t}{2m\sigma^2}\beta_R - \beta_I, \end{aligned} \quad (\text{A4})$$

from which follows

$$\beta_I = -x_{cl}(t) + \frac{p_{cl}(t)t}{m}. \quad (\text{A5})$$

In Eq.(A2) for γ , dropping terms quadratic in the potentials leaves only

$$-\frac{d}{dt}\gamma = qx_0V'(t) + qg(t) = qV(t) \text{ or } \gamma = -q \int_0^t dt' V(t'). \quad (\text{A6})$$

2. Wave function in the position representation

The Fourier transform of (6) is

$$\begin{aligned} \psi(x, t) &\sim \int dp e^{ipx} e^{-(\sigma^2 + it/2m)p^2 + \beta(t)p + i\gamma(t) - \beta_R^2(t)/4\sigma^2} \\ &= e^{\frac{(ix + \beta)^2}{4[\sigma^2 + it/2m]}} e^{i\gamma} e^{-\beta_R^2(t)/4\sigma^2} \\ &= e^{\frac{[-(x + \beta_I)^2 + \beta_R^2 + 2i\beta_R(x + \beta_I)][\sigma^2 - it/2m] - (\beta_R^2/4\sigma^2)4[\sigma^4 + (t/2m)^2]}{4[\sigma^4 + (t/2m)^2]}} e^{i\gamma}. \end{aligned} \quad (\text{A7})$$

We shall assume that the mass of the object is large enough so that there is negligible spreading of the wave packet over time T , so $\sigma^4 + (t/2m)^2 \approx \sigma^4$.

a. Real part of exponent

We have for the real part of the exponent:

$$\begin{aligned}
& 4\sigma^4 \text{Re} \left[-(x + \beta_I)^2 + \beta_R^2 + 2i\beta_R(x + \beta_I)][\sigma^2 - it/2m] - (\beta_R^2/4\sigma^2)4[\sigma^4 + (t/2m)^2] \right] \\
&= -(x + \beta_I)^2\sigma^2 + 2\beta_R(x + \beta_I)t/2m - (\beta_R t/2m\sigma)^2 \\
&= \sigma^2 \left[-x^2 + 2x[\beta_R(t/2m\sigma^2) - \beta_I] - [\beta_R(t/2m\sigma^2) - \beta_I]^2 \right] \\
&= -\sigma^2[x - x_{cl}(t)]^2.
\end{aligned} \tag{A8}$$

Thus, the mean position follows the classical trajectory.

b. Imaginary part of exponent

The imaginary part of the exponent, using expressions (A3) and (A1) for β_R and β_I (and omitting γ for the moment), is:

$$\begin{aligned}
\text{Imag. Part} &= [-(x + \beta_I)^2 + \beta_R^2](-t/2m\sigma^2) + 2\beta_R(x + \beta_I)t/4\sigma^2 \\
&= \frac{t}{8m\sigma^2} \frac{(x - x_{cl}(t) + p_{cl}(t)t/m)^2}{\sigma^2} - \frac{p_{cl}^2(t)t}{2m} + p_{cl}(t)[x - x_{cl}(t) + p_{cl}(t)t/m] \\
&= \frac{t}{8m\sigma^2} \frac{(x - x_{cl}(t) + p_{cl}(t)t/m)^2}{\sigma^2} + \frac{p_{cl}^2(t)t}{2m} + p_{cl}(t)(x - x_{cl}(t))
\end{aligned} \tag{A9}$$

That the first term in (A9) is negligibly smaller than the second two terms follows below, from the negligible spread condition $t/m\sigma^2 \ll 1$ and that the real part of the exponent makes $(x - x_{cl}(t))^2/\sigma^2$ be of order 1:

$$\begin{aligned}
\text{Imag. Part} &= \frac{t}{8m\sigma^2} \frac{(x - x_{cl}(t))^2}{\sigma^2} + \frac{p_{cl}^2(t)t}{2m} \left[1 + \left[\frac{t}{2m\sigma^2} \right]^2 \right] + p_{cl}(t)(x - x_{cl}(t)) \left[1 + \left[\frac{t}{2m\sigma^2} \right]^2 \right] \\
&\approx \frac{t}{8m\sigma^2} + \frac{p_{cl}^2(t)t}{2m} + p_{cl}(t)(x - x_{cl}(t)) \\
&\approx \frac{p_{cl}^2(t)t}{2m} + p_{cl}(t)(x - x_{cl}(t)).
\end{aligned} \tag{A10}$$

The last approximation arises since, in order that the momentum of the wave packet be well defined, many oscillations of the wave function should lie within the packet width:

$$\frac{1}{8m\sigma^2} \ll \frac{p_{cl}^2(t)}{2m} = \frac{k_{cl}^2}{2m}. \tag{A11}$$

We have finally arrived at the wave packet expression:

$$\psi(x, t) = N e^{-\frac{(x - x_{cl}(t))^2}{4\sigma^2}} e^{ip_{cl}(t)(x - x_{cl}(t))} e^{ip_{cl}^2(t)t/2m} e^{-iq \int_0^t dt' V(t')}. \tag{A12}$$

Appendix B: Hidden momentum

Here we discuss how conservation of momentum, both mechanical and electromagnetic, is satisfied.

We consider a ring of positively charged pieces, initially all moving with speed v_0 when the electron is far away on the negative y -axis. The electron then slowly moves to location $(x = 0, y = -R)$ along the y -axis. We have calculated, in section IIIB, that while the current $J_0 = \sigma_0 v_0$ does not change, the velocity and density of the pieces does change. In particular, the velocity of a piece at angle ϕ is given by Eq.(26):

$$v(\phi) \approx v_0 + \frac{qeaR \sin \phi}{mv_0 D^3}. \tag{B1}$$

By symmetry, there can be no net momentum in the x -direction conveyed by the electron's Coulomb field at any time during the electron's motion along the y -axis.

However when the electron gets to $y = -R$, there is electromagnetic momentum in the x -direction in the $z = \text{constant}$ plane. To lowest order, the electric field may be taken to be the Coulomb field at the center of the ring, $\mathbf{E} = e[\hat{\mathbf{y}}R + \hat{\mathbf{z}}z]/D^3$. The magnetic field, in the $\hat{\mathbf{z}}$ direction, is of magnitude given by (25). Therefore, the electromagnetic momentum is:

$$\mathbf{P}_{em} = dz \frac{1}{4\pi c} \int_0^a r dr \int_0^{2\pi} d\phi \mathbf{E} \times \mathbf{B} = dz \frac{1}{4\pi c} \pi a^2 \hat{\mathbf{x}} \frac{eR}{D^3} \frac{4v_0 Q}{caL} = dz \hat{\mathbf{x}} \frac{QeaRv_0}{Lc^2 D^3}, \quad (\text{B2})$$

for $R \gg a$.

But, the mechanical momentum (the momentum of the pieces in each ring at height z) is apparently 0. This is seen as follows. The mass density is proportional to the charge density, $\sigma_m(\phi) = (M/Q)\sigma(\phi)$. While $v(\phi)$ has ϕ -dependence (26), $\rho(\phi)v(\phi) = J_0$ has no ϕ -dependence. Therefore, for a ring,

$$\mathbf{P}_{mech} = dz \int_0^{2\pi} ad\phi \sigma_m(\phi) v(\phi) \hat{\phi} = dz J_0 \frac{M}{Q} a \int_0^{2\pi} d\phi [-\hat{\mathbf{x}} \sin \phi + \hat{\mathbf{y}} \cos \phi] = 0, \quad (\text{B3})$$

so it appears that there is net momentum in the solenoid.

The resolution of this contradiction is that, indeed, there is mechanical momentum in each ring. Remarkably for what appears to be a non-relativistic problem, the relativistic mass increase of the pieces must be taken into account. This has been termed “hidden momentum” [7]. The correct calculation for a ring, using (B1), is

$$\begin{aligned} \mathbf{P}_{mech} &= dz \int_0^{2\pi} ad\phi \sigma_m(\phi) v(\phi) \frac{1}{\sqrt{1 - [v(\phi)/c]^2}} \hat{\phi} \\ &\approx dz J_0 \frac{M}{Q} a \int_0^{2\pi} d\phi \left[1 + \frac{v^2(\phi)}{2c^2} \right] \hat{\phi} \\ &= dz \frac{Qv_0}{2\pi aL} \frac{M}{Q} a \int_0^{2\pi} d\phi \frac{2QeaR \sin \phi}{2c^2 MD^3} [-\hat{\mathbf{x}} \sin \phi + \hat{\mathbf{y}} \cos \phi] = -dz \hat{\mathbf{x}} \frac{QeaRv_0}{2Lc^2 D^3}. \end{aligned} \quad (\text{B4})$$

When this is multiplied by 2, to take into account the negatively charged ring at the same height z (since the product Qv_0 remains positive when the sign of both terms is reversed), we see that this mechanical “hidden” momentum is the negative of the electromagnetic momentum (B2).

Appendix C: Calculations with explication involved in time average approach

In section IIID, we argued that one gets the correct contribution to the phase associated to the motion of a piece, subjected to the non-relativistic vector potential of the electron, by the simple assumption that a piece at angle ϕ feels the time-averaged vector potential of the faster moving electron:

$$\begin{aligned} \langle A \rangle_T &\equiv \frac{1}{T} \int_0^T dt A(t) = \frac{1}{T} \int_0^T dt \frac{e}{cS} \hat{\phi} \cdot \mathbf{u} \\ &= \frac{u}{\pi R} \int_0^T dt (\pm u) e \left[\frac{\cos(\phi - \phi'(t))}{cD} + \frac{aR \cos^2(\phi - \phi'(t))}{cD^3} \right] \\ &= \pm \frac{eu}{cD} \left[\frac{2}{\pi} \cos \phi + \frac{aR}{2D^2} \right] \end{aligned} \quad (\text{C1})$$

where S given by (14) has been expanded to first order in a , $uT = \pi R$ has been employed, as has $d\phi'(t) = \pm \frac{u}{R} dt$ (+ for right traverse where $\phi'(t) = \frac{u}{R}t - \frac{\pi}{2}$, - for left traverse where $\phi'(t) = -\frac{u}{R}t - \frac{\pi}{2}$).

Now, since the vector potential is constant along the path of the piece, and noting that the distance traveled by each piece during T is $v_0 T = v_0 \frac{\pi R}{u}$, the phase contributed by a piece at angle ϕ is given in Eq.(30),

$$\begin{aligned} \Lambda_{\pm} &= \int_{path} ds \frac{q}{c} \langle A \rangle_T \\ &= \pm v_0 \frac{eq\pi R}{c^2 D} \left[\frac{2}{\pi} \cos \phi + \frac{aR}{2D^2} \right] \end{aligned} \quad (\text{C2})$$

Integrating over all the pieces using q in Eq.(13) gives for the total phase for a path and a cylinder:

$$\begin{aligned} \text{Phase}_{\pm} &= Q \int_0^{2\pi} \frac{d\phi}{2\pi} \int_{-L/2}^{L/2} \frac{dz}{L} \Lambda_{\pm} \\ &= Q \int_0^{2\pi} \frac{d\phi}{2\pi} \int_{-L/2}^{L/2} \frac{dz}{L} \frac{1}{D^3} (\pm) v_0 \frac{eq\pi a R^2}{2c^2} = \pm \frac{Qev_0 a \pi}{Lc^2}. \end{aligned} \quad (\text{C3})$$

The phase difference between the two paths gives twice the magnitude of this. Accounting for both cylinders requires another factor of 2, resulting in the standard A-B phase shift.

Thus we see that the phase shift can be considered as due to the action of the *time-averaged* field-producing vector potential of the electron acting on the charged pieces of the solenoid as they travel their short paths, the small arcs of the ring in which they are constrained to move.

This result is the same as obtained in section IIIC, where the integral over angle was considered first, followed by the integrals over time: here the integrals are taken in reverse order.

Appendix D: Derivation of electric field from the Liénard-Wiechert potentials

In order to calculate the electric field from the Liénard-Wiechert potentials (31), we shall need to have expressions for the spatial derivative of the terms in $V(\mathbf{r}, t)$ and the time derivative of the terms in $\mathbf{A}(\mathbf{r}, t)$.

In this appendix, when arguments of variables are not explicitly given, the time is t_r .

The electron-field distance changes with time according to $\mathbf{S}(\mathbf{r}, t_r) + c\boldsymbol{\beta}(t_r)dt_r = \mathbf{S}(\mathbf{r}, t_r + dt_r)$, so we have the important relationship

$$\frac{\partial}{c\partial t_r} \mathbf{S}(\mathbf{r}, t_r) = -\frac{\partial}{c\partial t_r} \mathbf{R}(t_r) = -\boldsymbol{\beta}(t_r). \quad (\text{D1})$$

From this we obtain

$$\begin{aligned} \mathbf{S} \cdot \frac{\partial}{c\partial t_r} \mathbf{S} &= S \frac{\partial}{c\partial t_r} S = -\mathbf{S} \cdot \boldsymbol{\beta} \text{ or} \\ \frac{\partial}{c\partial t_r} S &= -\mathbf{n} \cdot \boldsymbol{\beta}. \end{aligned} \quad (\text{D2})$$

From the definition $t_r(\mathbf{r}, t) \equiv t - S(\mathbf{r}, t_r)/c$, we have

$$\nabla t_r = -\frac{1}{c} \nabla S. \quad (\text{D3})$$

From the definition, $S^2 = r^2 + R^2 - 2\mathbf{r} \cdot \mathbf{R}$, and the previous equations,

$$\begin{aligned} S\nabla S &= \mathbf{r} + \mathbf{R} \cdot \left[\frac{\partial}{\partial t_r} \mathbf{R} \right] \nabla t_r - \mathbf{R} - \mathbf{r} \cdot \left[\frac{\partial}{\partial t_r} \mathbf{R} \right] \nabla t_r \\ &= S\mathbf{n} + S\mathbf{n} \cdot \boldsymbol{\beta} \nabla S \text{ or} \\ \nabla S &= \frac{\mathbf{n}}{1 - \mathbf{n} \cdot \boldsymbol{\beta}}. \end{aligned} \quad (\text{D4})$$

We shall also need

$$\begin{aligned} \nabla(\mathbf{S} \cdot \boldsymbol{\beta}) &= \nabla[(\mathbf{r} - \mathbf{R}(t_r)) \cdot \boldsymbol{\beta} + S\mathbf{n} \cdot \dot{\boldsymbol{\beta}} \nabla t_r] \\ &= \boldsymbol{\beta} - \frac{\partial}{\partial t_r} \mathbf{R}(t_r) \cdot \boldsymbol{\beta} \nabla t_r + S\mathbf{n} \cdot \dot{\boldsymbol{\beta}} \nabla t_r \\ &= \boldsymbol{\beta} + \frac{\mathbf{n}\beta^2}{1 - \mathbf{n} \cdot \boldsymbol{\beta}} - \frac{\mathbf{n}S\mathbf{n} \cdot \dot{\boldsymbol{\beta}}/c}{1 - \mathbf{n} \cdot \boldsymbol{\beta}}. \end{aligned} \quad (\text{D5})$$

Again, from the definition of t_r ,

$$\frac{\partial}{\partial t} t_r = 1 - \left[\frac{\partial}{c\partial t_r} S \right] \frac{\partial}{\partial t} t_r = 1 + \mathbf{n} \cdot \boldsymbol{\beta} \frac{\partial}{\partial t} t_r \text{ or } \frac{\partial}{\partial t} t_r = \frac{1}{1 - \mathbf{n} \cdot \boldsymbol{\beta}}. \quad (\text{D6})$$

Therefore,

$$\frac{\partial}{c\partial t} S = \frac{\partial S}{c\partial t_R} \frac{\partial t_R}{\partial t} = \frac{-\mathbf{n} \cdot \boldsymbol{\beta}}{1 - \mathbf{n} \cdot \boldsymbol{\beta}}. \quad (\text{D7})$$

Finally, we shall need

$$\begin{aligned} \frac{\partial}{c\partial t} \mathbf{S} \cdot \boldsymbol{\beta} &= \left[\frac{\partial}{c\partial t_r} \mathbf{S} \cdot \boldsymbol{\beta} + \mathbf{S} \cdot \frac{\partial}{c\partial t_r} \boldsymbol{\beta} \right] \frac{\partial}{\partial t} t_r \\ &= \frac{-\beta^2 + S \mathbf{n} \cdot \dot{\boldsymbol{\beta}}/c}{1 - \mathbf{n} \cdot \boldsymbol{\beta}}. \end{aligned} \quad (\text{D8})$$

These are all the relations needed to calculate the electric field.

The scalar potential contribution to the electric field is, using (31), (D4) and (D5):

$$\begin{aligned} -\nabla V(\mathbf{x}, \mathbf{t}) &= -\nabla \left[\frac{e}{S - \mathbf{S} \cdot \boldsymbol{\beta}} \right] = e \left[\frac{\nabla(S - \mathbf{S} \cdot \boldsymbol{\beta})}{(S - \mathbf{S} \cdot \boldsymbol{\beta})^2} \right] \\ &= e \frac{\mathbf{n} - \boldsymbol{\beta}(1 - \mathbf{n} \cdot \boldsymbol{\beta}) - \mathbf{n}\beta^2}{S^2(1 - \mathbf{n} \cdot \boldsymbol{\beta})^3} + \frac{e}{cS} \frac{\mathbf{n}\mathbf{n} \cdot \dot{\boldsymbol{\beta}}}{(1 - \mathbf{n} \cdot \boldsymbol{\beta})^3} \\ &= \frac{e}{\gamma^2} \frac{\mathbf{n} - \boldsymbol{\beta}}{S^2(1 - \mathbf{n} \cdot \boldsymbol{\beta})^3} + \frac{e}{S^2} \frac{\boldsymbol{\beta}[\mathbf{n} \cdot \boldsymbol{\beta} - \beta^2]}{(1 - \mathbf{n} \cdot \boldsymbol{\beta})^3} + \frac{e}{cS} \frac{\mathbf{n}\mathbf{n} \cdot \dot{\boldsymbol{\beta}}}{(1 - \mathbf{n} \cdot \boldsymbol{\beta})^3} \end{aligned} \quad (\text{D9})$$

where $\gamma \equiv (1 - \beta^2)^{-1/2}$.

The import of the individual terms is discussed in Section IV.

The vector potential contribution to the electric field is, using (31), (D6), (D7) and (E8):

$$\begin{aligned} -\frac{1}{c} \frac{\partial}{\partial t} \mathbf{A}(\mathbf{x}, \mathbf{t}) &= -\frac{1}{c} \frac{\partial}{\partial t} \frac{e\boldsymbol{\beta}}{S - \mathbf{S} \cdot \boldsymbol{\beta}} \\ &= -\frac{e}{c} \frac{\dot{\boldsymbol{\beta}}}{S - \mathbf{S} \cdot \boldsymbol{\beta}} \frac{\partial t_r}{\partial t} + \frac{e}{c} \frac{\boldsymbol{\beta}}{[S - \mathbf{S} \cdot \boldsymbol{\beta}]^2} \frac{\partial}{\partial t} [S - \mathbf{S} \cdot \boldsymbol{\beta}] \\ &= -\frac{e}{cS} \frac{\dot{\boldsymbol{\beta}}}{[1 - \mathbf{n} \cdot \boldsymbol{\beta}]^2} + \frac{e\boldsymbol{\beta}}{S^2} \frac{-\mathbf{n} \cdot \boldsymbol{\beta} + \beta^2 - S \mathbf{n} \cdot \dot{\boldsymbol{\beta}}/c}{[1 - \mathbf{S} \cdot \boldsymbol{\beta}]^3} \\ &= -\frac{e}{cS} \frac{\dot{\boldsymbol{\beta}}[1 - \mathbf{n} \cdot \boldsymbol{\beta}] + \boldsymbol{\beta}\mathbf{n} \cdot \dot{\boldsymbol{\beta}}}{[1 - \mathbf{n} \cdot \boldsymbol{\beta}]^3} - \frac{e}{S^2} \frac{\boldsymbol{\beta}[\mathbf{n} \cdot \boldsymbol{\beta} - \beta^2]}{(1 - \mathbf{n} \cdot \boldsymbol{\beta})^3} \end{aligned} \quad (\text{D10})$$

The import of the individual terms is discussed in Section IV.

Appendix E: Proof the electric velocity field makes no contribution to the phase

The electric velocity (near) field, given by (33) (without the γ^{-2} term, since we shall be neglecting all terms of order $(u/c)^2$ is

$$\mathbf{E}_{vel} \equiv e \frac{\mathbf{n}(\phi, t_r) - \boldsymbol{\beta}(t_r)}{S^2(\phi, t_r)(1 - \mathbf{n}(\phi, t_r) \cdot \boldsymbol{\beta}(t_r))^3}. \quad (\text{E1})$$

The variables which appear and their arguments, specialized to our problem (see Fig. 3), are

$$t_r(\phi, t) = t - \frac{S}{c}, \quad (\text{E2a})$$

$$\phi'(t_r) = -\frac{\pi}{2} + \frac{u}{R}t_r, \quad (\text{E2b})$$

$$\mathbf{R}(t_r) = R[\mathbf{i} \cos \phi'(t_r) + \mathbf{j} \sin \phi'(t_r)], \quad (\text{E2c})$$

$$S(\phi, t_r) = \sqrt{a^2 + z^2 + R^2 - 2aR \cos(\phi - \phi'(t_r))}, \quad (\text{E2d})$$

$$\mathbf{n}(t_r) \equiv \hat{\mathbf{S}} = \frac{a\hat{\mathbf{r}}(\phi) - \mathbf{R}(t_r)}{S(\phi, t_r)}, \quad (\text{E2e})$$

$$\boldsymbol{\beta}(t_r) = \frac{u}{c}[-\mathbf{i} \sin \phi'(t_r) + \mathbf{j} \cos \phi'(t_r)], \quad (\text{E2f})$$

$$\mathbf{n}(t_r) \cdot \boldsymbol{\beta}(t_r) = \frac{au}{cS} \sin(\phi - \phi'(t_r)). \quad (\text{E2g})$$

The electric field in the direct of motion of the piece at ϕ is

$$E_{vel} \equiv \mathbf{E}_{vel} \cdot \hat{\boldsymbol{\phi}} = \frac{e}{(1 - \mathbf{n} \cdot \boldsymbol{\beta})^3} \left[\frac{R}{S^3} \sin(\phi - \phi') - \frac{u}{cS^2} \cos(\phi - \phi') \right]. \quad (\text{E3})$$

We recall that the phase contributed by a piece subject to an electric field is $-v_0$ multiplied by the double time integral of the electric force, where dt is an increment of the present time t . The first time integral may be converted to a time integral over the retarded time t_r using (D6), and then to an angle integral over ϕ' using (E2b):

$$dt = (1 - \mathbf{n} \cdot \boldsymbol{\beta})dt_r = \frac{R}{u}(1 - \mathbf{n} \cdot \boldsymbol{\beta})d\phi'. \quad (\text{E4})$$

Therefore, we have for the first time integral of the electric field, using (E3) and (E4),

$$\int_0^t qE_{vel}dt = \int_{-\pi/2}^{\phi'} \frac{qeR}{u(1 - \mathbf{n} \cdot \boldsymbol{\beta})^2} \left[\frac{R}{S^3} \sin(\phi - \phi') - \frac{u}{cS^2} \cos(\phi - \phi') \right] d\phi'. \quad (\text{E5})$$

Expansion of the terms in the denominator to order a gives

$$\frac{1}{S^2} = \frac{1}{D^2} + \frac{2aR \cos(\phi - \phi')}{D^4} + \dots, \quad (\text{E6a})$$

$$\frac{1}{S^3} = \frac{1}{D^3} + \frac{3aR \cos(\phi - \phi')}{D^5} + \dots, \quad (\text{E6b})$$

$$\frac{1}{(1 - \mathbf{n} \cdot \boldsymbol{\beta})^2} = 1 + \frac{2au}{cD} \sin(\phi - \phi') + \dots. \quad (\text{E6c})$$

When these are put into (E5), and terms of order a^2 and $(u/c)^2$ are neglected, we obtain

$$\begin{aligned} \int_0^t qE_{vel}dt &= \frac{eR}{u} \int_{-\pi/2}^{\phi'} d\phi' \left[1 + \frac{2au}{cD} \sin(\phi - \phi') \right] \cdot \\ &\quad \left[\left(\frac{R}{D^3} + \frac{3aR^2 \cos(\phi - \phi')}{D^5} \right) \sin(\phi - \phi') - \left(\frac{u}{cD^2} + \frac{2aRu \cos(\phi - \phi')}{cD^4} \right) \cos(\phi - \phi') \right] \\ &= \frac{eR}{u} \int_{-\pi/2}^{\phi'} d\phi' \left[\frac{R}{D^3} \left[\sin(\phi - \phi') + \frac{2au}{cD} \sin^2(\phi - \phi') \right] + \frac{3aR^2}{2D^5} \sin 2(\phi - \phi') \right. \\ &\quad \left. - \frac{u}{cD^2} \cos(\phi - \phi') - \frac{2aRu}{cD^4} \cos^2(\phi - \phi') \right]. \end{aligned} \quad (\text{E7})$$

When the average over all pieces is taken, the terms $\sim \sin(\phi - \phi'), \sin 2(\phi - \phi'), \cos(\phi - \phi')$ do not survive, leaving

$$\int_0^t qE_{vel}dt = \frac{2eaR^2}{cD^4} \int_{-\pi/2}^{\phi'} d\phi' [\sin^2(\phi - \phi') - \cos^2(\phi - \phi')], \quad (\text{E8})$$

which also vanishes when the average over ϕ is taken.

Thus, the electric velocity field makes no contribution to the solenoid's phase.

ACKNOWLEDGMENTS

We would like to thank Lev Vaidman for helpful remarks.

-
- [1] Y. Aharonov and D. Bohm, Phys. Rev. **115**, 485-491 (1959), Phys. Rev. **123**, 1511 (1961) .
 - [2] W. H. Furry, N. F. Ramsey, Rev. **118**, 623 (1960)
 - [3] For a nice presentation of the A-B effect, see Y. Aharonov and D. Rohrlich, *Quantum Paradoxes* (Wiley, Weinheim 2005), Chapter 4.
 - [4] B. S. DeWitt, Phys. Rev. **125**, 2189 (1962).
 - [5] Indeed, it is possible to treat the classical electrodynamics formalism also with the potentials regarded as primary and fields regarded, in a way, as secondary. For a textbook which introduces electromagnetism in this way, see A. Rizzi, *Physics for Realists: Electricity and Magnetism* (IAP press, Baton Rouge, 2011).
 - [6] L. Vaidman, Phys. Rev. **A86**, 040101 (2012).
 - [7] W. Shockley and R. R. James, Phys. Rev, Lett. **18**, 876 (1967); S. Coleman and J. H. Van Vleck, Phys. Rev. **171**, 1370 (1968); Y. Aharonov, P. Pearle and L. Vaidman, Phys. Rev. **A37**, 4052 (1988).
 - [8] See for instance J. D. Jackson, *Classical Electrodynamics*, second edition (Wiley, New York, 1975), p.656 or pp. 254-255 in reference [5].
 - [9] pp.656 -657 in [8].