Solving the Power Flow Equations: A Monotone Operator Approach

Krishnamurthy Dvijotham, Steven Low, Michael Chertkov

arXiv:1506.08472v1 [cs.SY] 28 Jun 2015

***Abstract*—The AC Power Flow Equations underlie all operational aspects of power systems. They are solved routinely in operational practice using the Newton-Raphson method and its variants. These methods work well given a good initial "guess" for the solution, which is always available in normal system operations. However, with the increase in levels of intermittent generation, the assumption of a good initial guess always being available becomes suspect. In this paper, we solve this problem using the theory of monotone operators. We show that it is possible to compute (using an offline optimization) a "monotonicity domain" in the space of voltage phasors. Given this domain, there is a simple efficient algorithm that will either find a solution in the domain, or provably certify that no solutions exist in it. We validate the approach on several IEEE test cases and demonstrate that the offline optimization can be performed tractably and the computed "monotonicity domain" includes all practically relevant power flow solutions.**

I. Introduction

Power systems are experiencing revolutionary changes due to various factors, including integration of renewable generation, distributed generation, smart metering, direct or price-based load-control in operations. While potentially contributing to the long-term sustainability of the power grid, these developments also pose significant operational challenges by making the power system inherently stochastic and inhomogeneous. As these changes become more widespread, the system operators will no longer have the luxury of large positive and negative reserves. Moreover, operating the future power grid will require developing new computational tools that can assess the system state and its operational margins more accurately and faster than current approaches. Specifically, these new techniques need to go beyond linearized methods of analysis and ensure that the power system is safe even in the presence of large disturbances and uncertainty. In this paper, we focus on the fundamental equations of the power system – the Power Flow (PF) equations. The equations constitute a system of nonlinear equations and are known to exhibit complex and chaotic behavior [1] [2]. In the past, when the power systems were operated well within their security margins, the PF equations were solved without difficulty using standard techniques like Newton-Raphson and its variants. However, changes in the power system mentioned above call for development of more powerful methods to solve the PF equations. Thus, Newton-Raphson techniques which rely on good initialization may fail to converge. In such a situation, it becomes difficult to assess whether the system is actually operationally unsafe or if the Newton-Raphson method failed because of numerical difficulties or bad initialization. In this paper, we propose an approach to remedy this problem. Our approach is based on the theory of monotone operators [3]. Just as a convex optimization problem can be solved efficiently, one can find zeros of a monotone operator efficiently. (In fact, the gradient of a convex function is a monotone operator.) Thus, if we can show that the nonlinear PF equations can be described by a monotone operator, then they can be solved within the domain of monotonicity efficiently, or at least we can certify that no solution exists within the domain. . It turns out that the PF operator is not globally monotone, however it is monotone over restricted domains.

Our main technical result is an efficient computational procedure to characterize an operationally relevant domain (domain that contains all the voltages satisfying operational constraints, or a large subset of the former) in the space of voltages over which the power flow operator is monotone. The domain is specified in terms of a simple bound on the voltage phasor ratios between neighboring buses. Roughly speaking, these bounds require that the voltage phasors between neighboring buses are "sufficiently close". Once this is done, there are well-known efficient algorithms to compute solutions of the PF equations satisfying these bounds, or certify that no solutions exist within the monotonicity domain. These algorithms are based on solving an associated *monotone variational inequality*, for which several theoretically and practically efficient algorithms have been developed (see [3] and [4], chapter 12).

As a by-product of our analysis, we obtain domains over which the power flow Jacobian is non-singular. These are characterized by simple bounds on the voltage phasor ratios between neighboring buses. These are interesting in their own right, as they enable the system operator to monitor distance to voltage collapse or loss of synchrony (where the Jacobian becomes singular) simply by monitoring ratios between voltage phasors on neighboring lines, which can even be done in a distributed manner.

Numerical tests show that the bounds obtained are non-conservative and cover a wide range of operating conditions, significantly beyond what is observed typically in operational practice.

The rest of this paper is organized as follows. Section II covers relevant background on power systems and monotone operators. The main technical results are presented in Section III. In Section IV, we discuss how our approach compares to related work on conditions for existence and uniqueness

K.D. and S.L are with the California Institute of Technology. . . , M.C is with Los Alamos National Laboratory, Los Alamos, NM, 87544 USA, e-mail: chertkov@lanl.gov.

of PF solutions. In Section V, we present numerical results illustrating our approach on some IEEE benchmark networks.

II. Modeling Power Systems

A. Notation

$\mathbb{R}$ is the set of real numbers, $\mathbb{C}$ the set of complex numbers. $\mathbb{R}^n, \mathbb{C}^n$ denote the corresponding Euclidean space in n dimensions.

Given a set $\mathcal{D} \subset \mathbb{R}^n$, $\mathrm{Int}(\mathcal{D})$ denotes the interior of the set. Given a complex number $x \in \mathbb{C}$, $\mathrm{Re}(x)$ denotes its real part and $\mathrm{Im}(x)$ its imaginary part. x^* denotes its complex conjugate. If $X \in \mathbb{C}^{n\times n}$ is a square matrix with complex entires, $(X)^{\mathcal{H}}$ denotes the conjugate transpose. $\|x\|$ refers to the Euclidean norm of a vector $x \in \mathbb{R}^n$ or $x \in \mathbb{C}^n$ and $\langle x, y\rangle$ to the standard Euclidean dot product. Given an vector $x \in \mathbb{R}^n$, $\mathrm{di}(x)$ denotes the $n \times n$ diagonal matrix with (i,i)-th entry equal to x_i.The *nuclear norm* of M is denoted by $\|M\|_{\text{nuc}}$ and is equal to the sum of its singular values. Given a differentiable function $f : \mathbb{R}^k \mapsto \mathbb{R}^k$, ∇f denotes the Jacobian of f, a $k \times k$ matrix with the i-th row being the gradient of the i-th component of f. For $M \in \mathbb{R}^{n\times n}$, $\mathrm{Sy}(M) = \frac{M+M^T}{2}$. Given two sets of indices S, S' and matrix M whose rows and columns are indexed by S, we denote by

$$[M]^S_{S'}$$

the submatrix of M whose formed by rows and columns with indices in $S \cap S'$. $\mathrm{tril}(M)$ denotes the vector formed by the lower triangular entries of matrix M.

B. Background

We represent the transmission network as a graph $(\mathcal{V}, \mathcal{E})$ where $\mathcal{V}$ is the set of nodes and $\mathcal{E}$ is the set of edges. In power systems terminology, the nodes represent the buses and the edges correpond to power lines. Buses are denoted by indices $i = 0, 1, \ldots, n$ and lines by ordered pairs of nodes (i, j). We pick an arbitrary orientation for each edge, so that for an edge between i and j, only one of (i, j) and (j, i) is in $\mathcal{E}$. If there is an edge between buses i and j, we write $i \sim j, j \sim i$.

The transmission network is characterized by its complex admittance matrix $Y \in \mathbb{C}^{n\times n}$. Y is symmetric but not necessarily Hermitian. Let $G = \mathrm{Re}(Y)$, $B = \mathrm{Im}(Y)$.

Let V_i be the voltage phasor, p_i and q_i denote active and reactive injection at the bus i respectively. V is the vector of voltage phasors at all buses. Three types of buses are considered in this work: PV buses where active power injection and voltage magnitude are fixed, while voltage phase and reactive power are variables. The set of PV buses is denoted by pv. The voltage magnitude setpoint at bus $i \in \mathrm{pv}$ is denoted by v_i.

PQ buses where active and reactive power injections are fixed, while voltage phase and magnitude are variables. The set of PQ buses is denoted by pq.

Slack bus, a reference bus at which the voltage magnitude and phase are fixed, and the active and reactive power injections are free variables. We choose bus 0 as the slack bus as a convention. The slack bus is voltage phasor by V_0.

We denote the union of PV and PQ buses as $\mathrm{nsb} = \mathrm{pv} \cup \mathrm{pq}$.

In these notations the complete set of PF equations over the graph $(\mathcal{V}, \mathcal{E})$ is formally stated as

$$p_i = \mathrm{Re}\left(V_i (YV)^*_i\right) \quad i \in \mathrm{pq} \cup \mathrm{pv} \tag{1a}$$

$$q_i = \mathrm{Im}\left(V_i (YV)^*_i\right) \quad i \in \mathrm{pq} \tag{1b}$$

$$|V_i| = v_i \quad i \in \mathrm{pv} \tag{1c}$$

$$V_0 = v_0 \tag{1d}$$

We will work with the logarithmic-polar representation of the voltage phasor:

$$V_i = \exp(\rho_i + \mathbf{j}\theta_i), \rho_i = \log(|V_i|), \theta_i = \angle V_i \tag{2}$$

The variables in the power flow problem are the phases at the non-slack buses θ_{nsb} and the voltage magnitudes at the PQ buses ρ_{pq}. For brevity we write

$$V^{\log} = \begin{pmatrix}\theta_{\mathrm{nsb}} \\ \rho_{\mathrm{pq}}\end{pmatrix} \text{ where } V = \exp(\rho + \mathbf{j}\theta) \tag{3}$$

since this operational is like a "complex" logarithm. We also write $V = \exp^c\left(V^{\log}\right)$ and whenever we write V it is understood that the constraints on $|V_{\mathrm{pv}}|, V_0$ are satisfied.

Definition 1 (Power Flow Operator)**.** Define the power flow operator F as

$$[F(V)]_i = \sum_{j=0}^{n} B_{ij} \exp(\rho_i + \rho_j) \sin(\theta_i - \theta_j) + \sum_{j=0}^{n} G_{ij} \exp(\rho_i + \rho_j) \cos(\theta_i - \theta_j) - p_i, i = 1, \ldots, n \tag{4a}$$

$$[F(V)]_{n+i} = \sum_{j=0}^{n} G_{ij} \exp(\rho_i + \rho_j) \sin(\theta_i - \theta_j) - \sum_{j=0}^{n} B_{ij} \exp(\rho_i + \rho_j) \cos(\theta_i - \theta_j) - q_i, i = 1, \ldots, |\mathrm{pq}| \tag{4b}$$

Remark 1. This is a simplified version of the practical power flow problem: We do not account for transformers (considering the entire network in renormalized voltage units) and we also do not consider more general π-model for power lines, accounting for shunt capacitors to the ground. However, all the aforementioned (and other) important practical details can be easily incorporated in the model we use and are not restrictive in terms of applications of our results to practical power systems.

We denote by $\mathrm{pqq} = \mathrm{pq} + n$ the set of indices of the PQ buses shifted by n. Thus, the power flow operator F is indexed by $\mathrm{nsb} \cup \mathrm{pqq}$. The power flow equations can be written as $F(V) = 0$ solved for $V^{\log}$. We denote by $J_F(V)$ the Jacobian of F with respect to $V^{\log}$ evaluated at $V = \exp^c\left(V^{\log}\right)$. We denote by k the total number of variables being solved for ($k = |\mathrm{nsb}| + |\mathrm{pq}|$).

The next lemma outlines the structure of the Jacobian matrix:

lemma 1. *The power flow Jacobian $J_F(V)$ can be written as a quadratic matrix function of the voltage phasors:*

$$\sum_{i\in \mathrm{pq}} \Delta_i |V_i|^2 + \sum_{(i,j)\in\mathcal{E}} \Gamma_{ij}\mathrm{Re}\left(V_i V_j^*\right) + \Psi_{ij}\mathrm{Im}\left(V_i V_j^*\right) \quad (5)$$

where

$$\Delta_i = \left[\begin{pmatrix} 0 & G_i \\ 0 & B_i \end{pmatrix}\right]_{\mathrm{nsb}\cup\mathrm{pqq}}^{\{i,n+i\}} \quad (6)$$

$$\Psi_{ij} = \left[\begin{pmatrix} -G_{ij} & G_{ij} & B_{ij} & B_{ij} \\ -G_{ij} & G_{ij} & -B_{ij} & -B_{ij} \\ B_{ij} & -B_{ij} & G_{ij} & G_{ij} \\ B_{ij} & -B_{ij} & G_{ij} & G_{ij} \end{pmatrix}\right]_{\mathrm{nsb}\cup\mathrm{pqq}}^{\{i,j,n+i,n+j\}} \quad (7)$$

$$\Gamma_{ij} = \left[\begin{pmatrix} B_{ij} & -B_{ij} & G_{ij} & G_{ij} \\ -B_{ij} & B_{ij} & G_{ij} & G_{ij} \\ G_{ij} & -G_{ij} & -B_{ij} & -B_{ij} \\ -G_{ij} & G_{ij} & -B_{ij} & -B_{ij} \end{pmatrix}\right]_{\mathrm{nsb}\cup\mathrm{pqq}}^{\{i,j,n+i,n+j\}} \quad (8)$$

Proof: Via direct differentiation. ■

Remark 2. The Jacobian need not be symmetric, as can be seen by the lack of Symmetry in the matrices $\Delta_i, \Psi_{ij}, \Gamma_{ij}$. However, each entry of the Jacobian matrix is a quadratic function of the voltage phasor V.

C. Monotone Operators

We now review briefly the theory of monotone operators, as is relevant to the approach developed in this paper. For details and proofs of the results quoted in this section, we refer the reader to the recent survey [3]. A function $H : \mathbb{R}^k \mapsto \mathbb{R}^k$ is said to be a monotone operator over a convex domain $\mathcal{D}$ if

$$\langle H(x) - H(y), x - y\rangle \geq 0 \quad \forall x, y \in \mathcal{D}$$

A monotone operator is a generalization of a monotonically increasing function (indeed, if $k = 1$, the above condition is equivalent to monotone increase: $x \geq y \implies H(x) \geq H(y)$). H is said to be strictly monotone over $\mathcal{D}$ if

$$\langle H(x) - H(y), x - y\rangle > 0 \quad \forall x, y \in \mathcal{D}, x \neq y$$

for some $m > 0$. A common example of a monotone operator is the gradient of a differentiable convex function.

Definition 2 (Monotone Variational Inequality)**.** Let $\mathcal{D} \subset \mathbb{R}^k$ be a convex set and H be a monotone operator over $\mathcal{D}$. The variational inequality (VI) problem associated with H and $\mathcal{D}$ is:

$$\text{Find } x \in \mathcal{D} \text{ such that } \langle H(x), y - x\rangle \geq 0 \quad \forall y \in \mathcal{D} \quad (9)$$

The following result shows that monotone variational inequalities with compact domains always have a solution and can be solved efficiently.

Theorem II.1. *If H is strictly monotone operator over a compact domain $\mathcal{D}$, then* (9) *has a unique solution x^*. Further, an approximate solution $x_\epsilon \in \mathcal{D}$ satisfying*

$$\|x_\epsilon - x\| \leq \epsilon \quad (10)$$

can be found using at most $O\left(\log\left(\frac{1}{\epsilon}\right)\right)$ evaluations of H and projections onto $\mathcal{D}$.

Remark 3. In this manuscript, we are interested in finding zeros of the PF operators introduced above. We can use monotone operator theory for this as follows: Suppose H satisfies the hypotheses of theorem II.1. If there exists a point $x^* \in \mathcal{D}$ with $H(x^*) = 0$, then this is the unique solution of the variational inequality. Conversely, if the variational inequality has a solution with $H(x^*) \neq 0$, then have a certificate that there is no solution of $H(x) = 0$ with $x \in \mathcal{D}$.

The next result provides a simple characterization of monotonicity for differentiable operators:

Theorem II.2. *Suppose that H is differentiable. Then H is strictly monotone over $\mathcal{D}$ if and only if*

$$\nabla H(x) + \nabla H(x)^T \succ 0 \quad \forall x \in \mathcal{D}$$

III. Monotonicity of the Power Flow Operator

In this section, we study the monotonicity of the PF operator F (4). As described in Section II-C, zeros of F (solutions to the PF equations) can be found efficiently if F is monotone. Thus, if we can prove that the PF operator is monotone, the PF solutions can be found efficiently. Since PF equations can have multiple isolated solutions, it is not possible that the PF operator is globally monotone because this would imply a unique solution to the PF equations. Thus, we focus on characterizing domains over which the PF operator (or a scaled version of it) is monotone. This leads to the constrained power flow problem:

Definition 3 (Constrained Power Flow Problem)**.** Given a set $\mathcal{D} \subset \mathbb{R}^k$, the constrained power flow problem is to determine whether the power flow equations $F(V) = 0$ have a solution with $V^{\log} \in \mathcal{D}$, and if so, compute the solution. We denote this problem by $\mathrm{PF}(\mathcal{D})$.

Remark 4. In this paper, we will characterize sets $\mathcal{D}$ such that the constrained power flow problem can be solved.

A. Characterization of Domains of Monotonicity of the Power Flow Operator

We now derive a procedure to characterize the domain of monotonicity of the PF operator (4). We first note that solving the equations $F(V) = 0$ is equivalent to solving the equations $WF(V) = 0$ for an invertible matrix $W \in \mathbb{R}^{k\times k}$. Define $F_W(x) = WF(\exp^c(x))$ for brevity.

Theorem III.1. *Let $\mathcal{D}$ be any compact convex set in $\mathbb{R}^r$ such that $\exists W \in \mathbb{R}^{r\times r}$ satisfying*

$$\mathrm{Sy}\left(WJ_F(V)\right) \succ 0 \quad \forall V : V^{\log} \in \mathcal{D} \quad (11)$$

There is at most one solution of the PF equations $F(V) = 0$ over the domain $V^{\log} \in \mathcal{D}$. Further, F_W is strictly monotone over the set $\mathcal{D}$. Let x^* be the unique solution to the monotone variational inequality:

$$\begin{aligned} &\textit{Find } x \in \mathcal{D} \\ &\langle F_W(x), y - x\rangle \geq 0 \quad \forall y \in \mathcal{D} \end{aligned} \quad (12a)$$

Then, if $F(\exp^c(x^*)) = 0$, $\exp^c(x^*)$ is the unique solution to the PF equations in $\mathcal{D}$. Otherwise, there are no solutions

to $F(V) = 0, V^{\log} \in \mathcal{D}$. Thus, the constrained power flow problem has an efficient solution for this inside $\mathcal{D}$.

Proof: This is a straightforward application of the theory of monotone operators. A similar proof can be found in [5]. ■

Remark 5. The above theorem characterizes condition (11) under which the constrained power flow problem can be solved. In the reminder of this section, we show how one can construct sets $\mathcal{D}$ *algorithmically* to satisfy this condition. This condition is an instance of a *containment problem* that has been studied in the optimization literature [6].

B. Monotonicity Domains: 2-bus Network

In order to motivate our choice of $\mathcal{D}$, we start with a simple 2-bus network. Bus 0 is the slack bus and bus 1 is a PQ bus. Let $y = g - \mathbf{j}b$ denote the complex admittance (conductance g, susceptance b) of the line between 0 and 1 and ignore any shunt elements. Let the slack bus voltage be $V_0 = 1$ (magnitude 1, zero phase) and the voltage phasor at bus 1 be $\exp(\rho + \mathbf{j}\theta)$. The PF equations are given by

$$p_1 = b\exp(\rho)\sin(\theta) - g\exp(\rho)\cos(\theta) + g\exp(2\rho)$$
$$q_1 = -g\exp(\rho)\sin(\theta) - b\exp(\rho)\cos(\theta) + b\exp(2\rho)$$

The power flow Jacobian (scaled by $\exp(-\rho)$) is given by

$$\begin{pmatrix} b\cos(\theta) + g\sin(\theta) & 2g\exp(\rho) - g\cos(\theta) + b\sin(\theta) \\ -g\cos(\theta) + b\sin(\theta) & 2b\exp(\rho) - g\sin(\theta) - b\cos(\theta) \end{pmatrix}$$

Choosing $W = \frac{1}{b^2+g^2}\begin{pmatrix} b & -g \\ g & b \end{pmatrix}$, the scaled Jacobian becomes

$$WJ_F(\rho,\theta) = \exp(\rho)\begin{pmatrix} \cos(\theta) & \sin(\theta) \\ \sin(\theta) & 2\exp(\rho) - \cos(\theta) \end{pmatrix}$$

The condition $\mathrm{Sy}(WJ_F(\rho,\theta)) \succ 0$ reduces to the diagonal entries and the determinant being positive, which simplifies to:

$$\cos(\theta) > \frac{1}{2}\exp(-\rho) = \frac{1}{2}\frac{1}{|V|}. \tag{13}$$

This is a well-known voltage stability criterion for the two-bus network [7]. In this case, it is also easy to see that when $\cos(\theta) = \frac{1}{2|V|}$, the Jacobian is in fact singular, so that this is "maximal" monotonicity domain, in the sense that there is no monotonicity domain that contains it. In fact, the "high voltage" branch of the power flow solution set will lie always within this domain, until the point of maximum loadability is reached (beyond which there are no solutions to the PF equations).

This example also shows that the choice of W is critical. For example, if we choose $W = I$, then we would automatically require $b\cos(\theta) + g\sin(\theta) > 0$ (in addition to other conditions),leading to more restrictive constraints than (13).

C. Algorithmic Computation of the Monotonicity Domain

For general networks, the situation is not as simple as the 2-bus network. There is no simple analytical choice of W that determines a large monotonicity domain. Instead, we propose a computational technique based on semidefinite programming. Motivated by the form of the 2-bus constraint (13), we propose he following parametrization for the domain $\mathcal{D}$:

$$\mathcal{D}(\gamma) = \{(\theta_{\mathrm{nsb}}, \rho_{\mathrm{pq}}) : \cos(\theta_i - \theta_j) \geq \gamma_{ij}\exp(|\rho_i - \rho_j|)\ \forall (i,j) \in \mathcal{E}\} \tag{14a}$$
$$= \{(V^{\log}) : \mathrm{Re}(V_i V_j^*) \geq \gamma_{ij}\max(|V_i|^2, |V_j|^2)\ \forall (i,j) \in \mathcal{E}\} \tag{14b}$$

In the special case of the 2-bus network, the condition (14) reduces to $\cos(\theta) \geq \gamma\exp(\rho)$, and as we saw before, one can choose $\gamma = \frac{1}{2}$. For larger networks, it can be interpreted as a bound on a "generalized distance" between voltage phasors:

$$\mathcal{D}(V_1, V_2) = \begin{cases} -\log\left(\min\left(\mathrm{Re}\left(\frac{V_1}{V_2}\right), \mathrm{Re}\left(\frac{V_2}{V_1}\right)\right)\right) & \text{if } \mathrm{Re}(V_1 V_2^*) > 0 \\ 0 & \text{otherwise} \end{cases} \tag{15}$$

By construction $\mathcal{D}(V_1, V_2)$ is always non-negative, and equal to 0 if and only if $V_1 = V_2 \neq 0$. It is infinite if the angle between V_1 and V_2 phasors exceeds 90 degrees. The constraints $\mathcal{D}(\gamma)$ can be written as

$$\mathcal{D}(\gamma) = \{V^{\log} : \mathcal{D}(V_i, V_j) \leq -\log(\gamma_{ij}) \leq \forall (i,j) \in \mathcal{E}\}$$

D. Computation of the Monotonicity Domain

Certifying that $\mathcal{D}(\gamma)$ is a monotonicity domain (i.e, it satisfies condition (16)) amounts to checking that

$$\text{Find } W \text{ such that}$$
$$\mathrm{Sy}(WJ_F(V)) \succ 0 \quad \forall V : V^{\log} \in \mathcal{D} \tag{16a}$$

Rewriting this explicitly, we need to solve the following optimization problem:

$$\max_W \min_{z \in \mathbb{R}^k, V \in \mathbb{C}^n} \quad z^T \mathrm{Sy}(WJ_F(V))\, z \tag{17a}$$
$$\text{Subject to } \mathrm{Re}(V_i V_j^*) \geq \gamma_{ij}\max(|V_i|^2, |V_j|^2) \tag{17b}$$
$$|V_i|^2 = v_i^2, i \in \mathrm{pv} \tag{17c}$$
$$V_0 = 1 \tag{17d}$$
$$z^T z = 1 \tag{17e}$$
$$\|W\|_{\mathrm{nuc}} \leq 1 \tag{17f}$$

The constraint $\|W\|_{\mathrm{nuc}} \leq 1$ is an arbitrary scaling constraint (since the problem is homogeneous in W) where $\|\cdot\|_*$ denotes the nuclear norm, or the sum of singular values of W. If the optimal value of the above problem is positive, the optimal solution W^* is such that F_{W^*} is strictly monotone over $\mathcal{D}$. The inner minimization is a nonconvex quartic optimization problem in (z, V) and is NP-hard in general. We relax the inner optimization problem using the moment-relaxation approach [8]. Let $x = \begin{pmatrix} 1 & z^T & \mathrm{Re}(V)^T & \mathrm{Im}(V)^T \end{pmatrix}$. Let

$\mathrm{Poly}^i(x)$ denote the vector of all monomials of degree upto i in (x) (with the first entry equal to the 0-degree monomial 1). For example

$$\mathrm{Poly}^2(x) = \begin{pmatrix} 1 & x_1 & x_2 & \dots & x_1^2 & x_1x_2 \dots & \end{pmatrix}$$

Let m be the size of this $\mathrm{Poly}^4(x)$. We define a moment vector y of the same size as $\mathrm{Poly}^4(x)$ and the linear operator on the space of all degree-4 polynomials in (x):

$$\mathcal{L}_y\left(\sum_{i=1}^{m} c_i \mathrm{Poly}_i^4(x)\right) = \sum_{i=1}^{m} c_i y_i$$

We also define the *localizing matrices* [8] (for $i = 1, 2$):

$$X_{il} = \mathrm{Poly}^i(x)\left(\mathrm{Poly}^i(x)\right)^T$$

$$\begin{aligned}
&\max_W \min_y \quad \mathrm{tr}\left(W\mathcal{L}_y\left(J_F(V)\, zz^T\right)\right)\\
&\text{Subject to}\\
&\mathcal{L}_y\left(\left(\mathrm{Re}\left(V_iV_j^*\right) - \gamma_{ij}|V_i|^2\right)X_{1l}\right) \succeq 0\\
&\mathcal{L}_y\left(\left(\mathrm{Re}\left(V_iV_j^*\right) - \gamma_{ij}|V_j|^2\right)X_{1l}\right) \succeq 0\\
&\mathcal{L}_y\left(\left(|V_i|^2 - v_i^2\right)X_{1l}\right) = 0, i \in \mathrm{pv}\\
&\mathcal{L}_y\left(\left(|V_0 - 1|^2\right)X_{1l}\right) = 0\\
&\mathcal{L}_y\left(\left(z^Tz - 1\right)X_{1l}\right) = 0\\
&\mathcal{L}_y\left(X_{2l}\right) \succeq 0\\
&y_1 = 1, \|W\|_{\text{nuc}} \le 1
\end{aligned}$$

This is a convex-concave saddle point problem with compact feasible sets. Thus, we have strong duality, we can switch the $\min$ and $\max$ and reduce the problem to:

$$\min_{y,t} \quad t \tag{18a}$$

$$\text{Subject to} \tag{18b}$$

$$\mathrm{Sy}\left(\mathcal{L}_y\left(J_F(V)\, zz^T\right)\right) \preceq tI \tag{18c}$$

$$\mathcal{L}_y\left(\left(\mathrm{Re}\left(V_iV_j^*\right) - \gamma_{ij}|V_i|^2\right)X_{1l}\right) \succeq 0 \tag{18d}$$

$$\mathcal{L}_y\left(\left(\mathrm{Re}\left(V_iV_j^*\right) - \gamma_{ij}|V_j|^2\right)X_{1l}\right) \succeq 0 \tag{18e}$$

$$\mathcal{L}_y\left(\left(|V_i|^2 - v_i^2\right)X_{1l}\right) = 0, i \in \mathrm{pv} \tag{18f}$$

$$\mathcal{L}_y\left(\left(|V_0 - 1|^2\right)X_{1l}\right) = 0 \tag{18g}$$

$$\mathcal{L}_y\left(\left(z^Tz - 1\right)X_{1l}\right) = 0 \tag{18h}$$

$$\mathcal{L}_y\left(X_{2l}\right) \succeq 0 \tag{18i}$$

$$y_1 = 1 \tag{18j}$$

If the above problem has a positive optimal value, then we obtain a certificate of (11). This is a semidefinite program in y that be solved efficiently using interior point methods [9]. W is given by the dual variable corresponding to the constraint (18c).

For the purposes of efficient computation, we use ideas of sparse moment relaxations [10]. The Jacobian is sparse (inherits the sparsity of the network) and each constraint only involves a small number of variables. These important computational issues are still complementary to the main focus of the paper, so we do not provide details here. However, we provide some details of the sizes of the resulting semidefinite programs (in section V). We also outline some ideas to scale the approach further to larger network, by selectively applying the higher order moment relaxation to some terms, similar to the approach adopted in [11].

IV. Discussion

The AC power flow equations are fundamental to all aspects of power systems operations and planning, and several decades of research have gone into developing algorithms for solving the power flow problem. A discussion of the Newton-Raphson algorithm and its variants (Fast-Decoupled Load Flow etc.) can be found in standard textbooks on power engineering [12]. The idea here is to update the power flow variables according to:

$$V^{\log}(i+1) \leftarrow V^{\log}(i) - \eta_t\left(J_F\left(V^{\log}(i)\right)\right)^{-1} F\left(\left(V^{\log}(i)\right)^t\right)$$

For a small enough step-size $\eta_t = \eta$, if the inverse Jacobian remains bounded ($\left\|\left(J_F\left(V^{\log}\right)\right)^{-1}\right\| \le \kappa$ for some $\kappa > 0$), then the algorithm will converge to a power flow solution. Given a good initial guess for $V^{\log}$, Newton's method converges rapidly (it exhibits "quadratic convergence"). However, if the Jacobian becomes close to singular, then Newton's method can behave badly. In general, Newton's method can exhibit very complicated behavior and have fractal basins of attraction [13]. Several approaches (damping, trust region methods etc.) have been proposed and studied to improve the stability and convergence of Newton's method.

In the context of power systems, optimal multiplier methods were proposed [14] [15] to prevent divergence of Newton's method. These adapt the choice of step length in Newton-Raphson to ensure that Newton-Raphson does not diverge, although it may not converge to a power flow solution even if one exists. A recent survey of these algorithms along with numerical comparisons can be found in [16].

An alternative approach is based on homotopy, where the power flow problem is first solved for an "easy" injection vector p^0, q^0, and the injections are changed gradually while tracking the power flow solution until the actual injections p, q are reached. This approach is called continuation power flow in the context of power systems [17]. It was initially claimed that this algorithm is capable of finding all power flow solutions, but this claim was shown to be incorrect recently [18]. Numerically this approach has been shown to be effective [19], although theoretical guarantees are still lacking , to the best of our knowledge.

Recently, a new approach based on complex analytic continuation techniques [20] has generated a lot of interest and been shown to be effective for practical power systems problems. However, again, theoretical analysis of the conditions under which it is guaranteed to work is as yet unavailable.

A rigorous approach combining homotopy and tools algebraic geometry was proposed [21] to find all power flow solutions. However, computational scalability of this approach is currently limited to small networks.

In very recent work [22], the authors propose a semidefinite programming (SDP) relaxation to solve the power flow equations. They characterize the set of voltage vectors such that the SDP has a rank-1 solution and can recover a physically valid power flow solution. This is results is similar in spirit

to ours. However, the set of recoverable voltages is specified by a nonconvex nonlinear matrix inequality and does not have a simple interpretation in terms of operational constraints on voltages. An exact comparison of the relative power of our approach and the approach proposed in this paper is a topic of future work.

The closest works to our approach that inspire the work are our recent works [23] and [5]. In [23], we studied the case of losses power networks $\mathrm{Re}\,(Y_{ij}) = 0$ for every $(i,j) \in \mathcal{E}$. In [23], we showed that for less networks, the power flow equations can be solved by solving a convex optimization problem: Minimization of the energy function. The results there turn out to be a special case of the results here. For lossless networks, the power flow operator F is the gradient of the energy function for the structure preserving model of power systems dynamics [24] and J_F is the Hessian. In this case, the domain of monotonicity of the power flow operator coincides with the domain of convexity of the energy function. We obtained a sufficient condition, expressed as a nonlinear but convex matrix inequality in $V^{\log}$, characterizing the set over which the energy function is convex (or equivalently, the power flow operator is monotone). However, for lossy networks, the monotonicity domain can no longer be characterized analytically, which led us to the computational procedure described in section III-D.

In [5], we described an alternate approach to computing monotonicity domains. The main difference between the work here and that presented in [5] is the choice of coordinates used to compute the power flow Jacobian. Here, we worked with the log-polar coordinates $V_i = \exp\,(\rho_i + \mathbf{j}\theta_i)$. The alternative is to work with cartesian coordinates $V_i = V_i^x + \mathbf{j}V_i^y$. The choice of coordinates has been a subject of several numerical studies. In our experience, the monotonicity domain of the Jacobian in polar coordinates has two main advantages:
1) The size of the Jacobian is smaller, since the voltage magnitudes at PV buses are fixed and do not need to be solved for. This significantly speeds up the computational procedure described in II-C.
2) The size of the monotonicity domain is significantly larger, in our numericaly experience. The reason for this phenomenon is not clear yet, and will be a topic of future investigation.

V. Numerical Results

We find the smallest uniform value $\gamma > 0$ such that the optimal value of (18) is positive with $\gamma_{ij} = \gamma$.

A. Extent of Monotonicity Domains

We first consider the 3-bus network plotted in figure 1a. All three buses are PV buses with voltage magnitudes set at 1 p.u.In figure 1b, the blue region is the closed region whose boundary is defined by $\det\,(J_F\,(V)) = 0$. Any convex domain of strict monotonicity domain cannot intersect the boundary of this region, since at the boundary the Jacobian is singular which means that $\mathrm{Sy}\,(W J_F\,(V)) \not\succ 0$ for any W. Thus, any convex domain of strict monotonicity that contains the point $V = \mathbf{1}$ (all voltages equal to 1 p.u with 0 phase, the zero-load PF solution) must be contained inside the blue region. Our approach computes a bound of $\gamma = .08$, which defines the red region. As one can see from the figure, this covers almost the entire blue region, so that our estimate of the monotonicity domain is nearly tight.

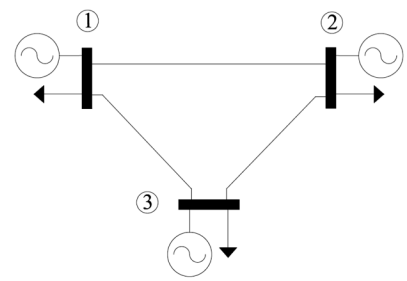

(a) 3 bus network

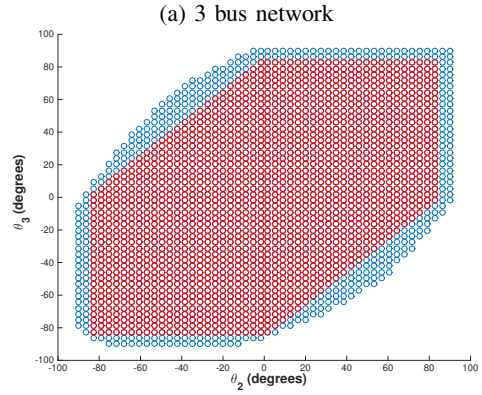

(b) 3 bus monotonicity domain. Blue Region: True Monotonicity Domain. Red Region: Estimated Monotonicity Domain

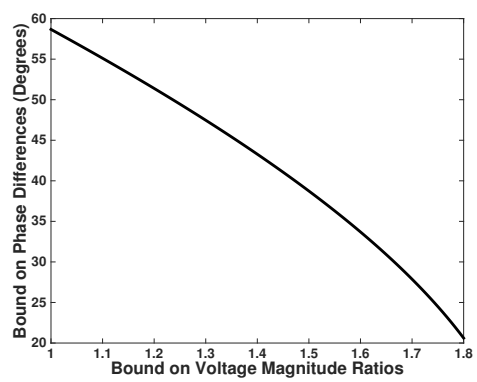

Fig. 1: 39 bus network: Tradeoff between bound on voltage ratios and phase differences

For larger networks, we show the values of the minimum γ in table I. The first column lists the case number, the second column the minimum value of γ for the network (as a uniform bound on all transmission lines) and the third column turns γ into a bound on phase differences, assuming that the voltage magnitudes can vary between .9 and 1.1 p.u at all PQ buses. This is a simplification of the actual constraint (which couples voltage magnitudes and phases). More generally, there is a tradeoff between the bound on voltage magnitudes ratios and phase differences. We plot this tradeoff for the 39 bus network in figure 2c. This shows that as voltage magnitudes are allowed

Matpower Case	Minimum γ	Maximum Angle Difference
Case 9	.31	$67.7\,\mathrm{deg}$
Case 14	.34	$65.4\,\mathrm{deg}$
Case 30	.41	$59.9\,\mathrm{deg}$
Case 39	.52	$50.54\,\mathrm{deg}$

TABLE I: Minimum γ for different test cases

Matpower Case	Size of Largest PSD constraint
Case 9	78
Case 14	78
Case 30	105
Case 39	136
Case 57	190

TABLE II: Size of PSD Constraints in sparse moment relaxation

to fluctuate more, phase differences need to kept within smaller limits to remain within the monotonicity domain.

B. Computation Time

The certification based on the moment relaxation approach 18 is the most expensive part of this approach. However, the situation is made better by the following factors:
1): This computation only depends on the network parameters and not on the specific injection profiles. Thus, the computation can be done offline as long as the network topology is fixed. Further, even if the network topology changes (because of transmission switching, loss of a generator/line etc.), one can do offline computations for a large set of topology scenarios and use the appropriate one based on the current network topology.
2) The problem (18) has a lot of sparsity. The Jacobian inherits the sparsity of the network, and each constraint only involves a small number of variables. One can exploit the sparsity in the moment relaxation to get more tractable Semidefinite Programs. Without sparsity, the size of the SDP would grow as n^4, where n is the number of buses in the network, which becomes intractable for n beyond 6 or so. However, by exploiting sparsity using the ideas described in [10], we can reduce the size of the resulting SDPs significantly. We list the size of the largest PSD constraint for all the IEEE cases we tested in table II. One can see that the size grows gracefully.

With the above considerations, we can solve the 39 bus network certification problem in about 20 minutes on a MacBookPro 2.6 GHz Intel Core i7 notebook. We believe that we have just scratched the surface in terms of scalability of this problem. The following are directions for further work:
1) In recent work [25] [11], the authors have shown that moment relaxations of the OPF problem can be solved for the networks with several thousand buses by applying higher order moment relaxations selectively.
2) It is possible to consider more restrictive conditions than positive definiteness of $\mathrm{Sy}\left(WJ_F\left(V\right)\right)$. For example, one can require that this matrix is diagonally dominant or generalized diagonally dominant [26]. This would give potentially more conservative results, but allow the SDP constraint to be replaced by an LP (linear program) or SOCP (second order cone program), thus giving a more scalable approach. 3) In the literature on graphical models and belief propagation [27] has studied LP relaxations sparse integer programs. By discretizing the space of voltages, similar techniques may be applied the problems studied here as well.

C. Comparison to Newton's Method

We also compare the performance of our method to a naive implementation of Newton-Raphson and the default matpower power flow solver [28]. For a given network, we generate a random voltage phasor vector with voltages at the PQ buses sampled uniformly from the interval $(.9, 1.1)$ and phases at the non-slack buses sampled uniformly from the interval $(-\overline{\theta}, \overline{\theta})$ where $\overline{\theta}$ is a bound on the absolute value of the voltage phase at each non-slack bus. We then form the injection vector corresponding to the voltage phasor and solve the resulting power flow problem using 3 methods: a) The Monotone Operator method described in this paper, b) A naive implementation of Newton-Raphson with a constant unit step-size, initialized with all voltage phases equal to 0 and voltage magnitudes at PQ buses equal to 1 p.u, c) Matpwoer's Default Power Flow solver. We generate a 100 random instances for each value of $\overline{\theta}$ and check whether each solver succeeded in finding a power flow solution. We then plot the probability of succes of each solver as a function of $\overline{\theta}$. The results for the 9-bus, IEEE 14-bus and IEEE 39-bus network (taking data from the matpower case files) are plotted in figure 2. The results show that the monotone operator method is superior to the others. Further, it has the advantage of certifying the non-existence of a solution in the operationally relevant domain of voltage phasors, when it fails, a guarantee the other methods cannot provide.

VI. Conclusions

We have developed a new approach to solving the power flow equations. The main feature of the new approach is the ability to efficiently find a solution within a "monotonicity domain" or prove that no solutions exist inside this domain. Our numerical results show that the monotonicity domain typically contains all power flow solutions satisfying standard operational constraints on voltage magnitudes and phases. The computation of the monotonicity domain can be done offline and exploits the moment relaxation approach, which has recently been successfully applied to large scale optimal power flow problems [11] [25].

Future work will focus on computational scalability of (18) and extensions of this work to further applications: State Estimation, Optimal Power Flow and Small-Signal Stability analysis.

Acknowledgements

We thank Dan Molzahn for extensive discussions and sharing code on sparse moment relaxations.

References

[1] A Araposthatis, S Sastry, and P Varaiya, "Analysis of power-flow equation", *International Journal of Electrical Power & Energy Systems*, vol. 3, no. 3, pp. 115–126, 1981.

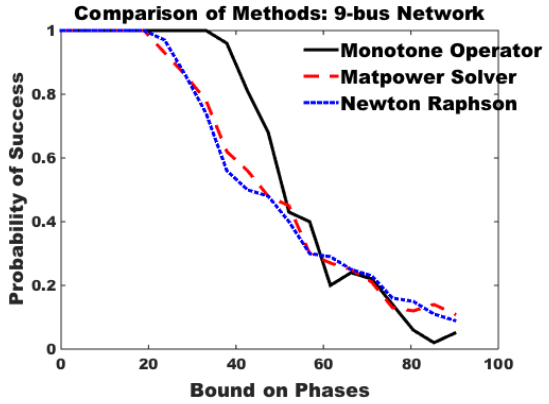

(a) Comparison of Methods: 9-bus Network

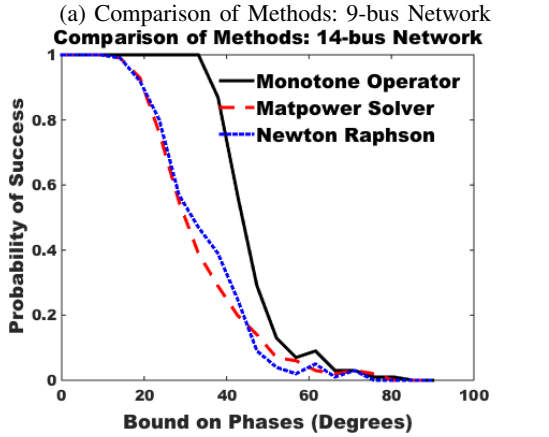

(b) Comparison of Methods: 14-bus Network

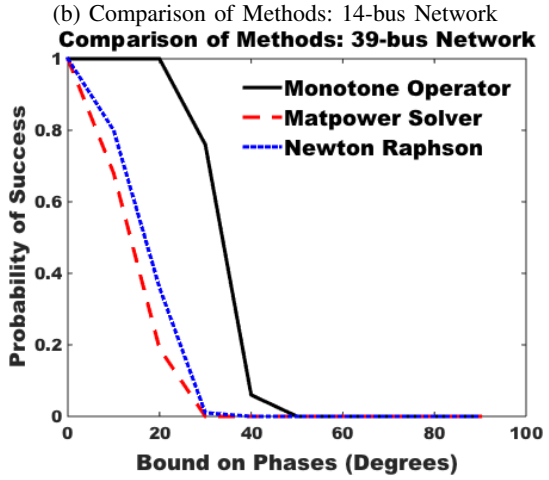

(c) Comparison of Methods: 39-bus Network

Fig. 2: Comparison of Monotone Operator methods with Newton Raphson and Matpower's default solver

[2] P Varaiya, F Wu, and Hsiao-Dong Chiang, "Bifurcation and chaos in power systems: A survey", Tech. Rep., Electric Power Research Inst., Palo Alto, CA (United States); California Univ., Berkeley, CA (United States). Dept. of Electrical Engineering and Computer Sciences; Cornell Univ., Ithaca, NY (United States). School of Electrical Engineering, 1992.

[3] Ernest K Ryu and Stephen Boyd, "Primer on monotone operator methods".

[4] Francisco Facchinei and Jong-Shi Pang, *Finite-dimensional variational inequalities and complementarity problems*, Springer Science & Business Media, 2007.

[5] Krishnamurthy Dvijotham, Steven Low, and Misha Chertkov, "Solving the power flow equations: A monotone operator theory approach", *Submitted to CDC 2015*.

[6] Kai Kellner, Thorsten Theobald, and Christian Trabandt, "Containment problems for polytopes and spectrahedra", *SIAM Journal on Optimization*, vol. 23, no. 2, pp. 1000–1020, 2013.

[7] F. Gubina and B. Strmcnik, "Voltage collapse proximity index determination using voltage phasors approach", *Power Systems, IEEE Transactions on*, vol. 10, no. 2, pp. 788–794, May 1995.

[8] Jean-Bernard Lasserre, *Moments, positive polynomials and their applications*, vol. 1, World Scientific, 2009.

[9] Stephen Boyd and Lieven Vandenberghe, *Convex optimization*, Cambridge university press, 2004.

[10] Jean B Lasserre, "Convergent sdp-relaxations in polynomial optimization with sparsity", *SIAM Journal on Optimization*, vol. 17, no. 3, pp. 822–843, 2006.

[11] Daniel K Molzahn and Ian A Hiskens, "Sparsity-exploiting moment-based relaxations of the optimal power flow problem", *arXiv preprint arXiv:1404.5071*, 2014.

[12] R Bergen Arthur and Vittal Vijay, "Power systems analysis", 2000.

[13] Bogdan I Epureanu and Henry S Greenside, "Fractal basins of attraction associated with a damped newton's method", *SIAM review*, pp. 102–109, 1998.

[14] Michael D Schaffer and Daniel J Tylavsky, "A nondiverging polar-form newton-based power flow", *Industry Applications, IEEE Transactions on*, vol. 24, no. 5, pp. 870–877, 1988.

[15] S Iwamoto and Y Tamura, "A load flow calculation method for ill-conditioned power systems", *Power Apparatus and Systems, IEEE Transactions on*, , no. 4, pp. 1736–1743, 1981.

[16] Joseph Euzebe Tate and Thomas J Overbye, "A comparison of the optimal multiplier in polar and rectangular coordinates", *Power Systems, IEEE Transactions on*, vol. 20, no. 4, pp. 1667–1674, 2005.

[17] Venkataramana Ajjarapu and Colin Christy, "The continuation power flow: a tool for steady state voltage stability analysis", *Power Systems, IEEE Transactions on*, vol. 7, no. 1, pp. 416–423, 1992.

[18] Daniel K Molzahn, Bernard C Lesieutre, and Heng Chen, "Counterexample to a continuation-based algorithm for finding all power flow solutions", *Power Systems, IEEE Transactions on*, vol. 28, no. 1, pp. 564–565, 2013.

[19] Zhao Jin-Quan and Zhang Bo-Ming, "Summarization of continuation power flow and its applications in static stability analysis of power system [j]", *Automation of Electric Power Systems*, vol. 11, pp. 023, 2005.

[20] Antonio Trias, "The holomorphic embedding load flow method", in *Power and Energy Society General Meeting, 2012 IEEE*. IEEE, 2012, pp. 1–8.

[21] Dhagash Mehta, Hung Nguyen, and Konstantin Turitsyn, "Numerical polynomial homotopy continuation method to locate all the power flow solutions", *arXiv preprint arXiv:1408.2732*, 2014.

[22] Ramtin Madani, Javad Lavaei, and Ross Baldick, "Convexification of power flow problem over arbitrary networks".

[23] K. Dvijotham, S. Low, and M. Chertkov, "Convexity of Energy-Like Functions: Theoretical Results and Applications to Power System Operations", *ArXiv e-prints*, January 2015.

[24] Pravin Varaiya, Felix F Wu, and R-L Chen, "Direct methods for transient stability analysis of power systems: Recent results", *Proceedings of the IEEE*, vol. 73, no. 12, pp. 1703–1715, 1985.

[25] D.K. Molzahn, C. Josz, I.A. Hiskens, and P. Panciatici, "Solution of optimal power flow problems using moment relaxations augmented with objective function penalization", *Submitted, CDC 2015*, 2015.

[26] AA Ahmadi and A Majumdar, "Dsos and sdsos optimization: More tractable alternatives to sos optimization", *preparation (http://aaa. lids. mit. edu/publications)*, 2014.

[27] David Alexander Sontag, *Approximate inference in graphical models using LP relaxations*, PhD thesis, Massachusetts Institute of Technology, 2010.

[28] Ray Daniel Zimmerman, Carlos Edmundo Murillo-Sánchez, and Robert John Thomas, "Matpower: Steady-state operations, planning, and analysis tools for power systems research and education", *Power Systems, IEEE Transactions on*, vol. 26, no. 1, pp. 12–19, 2011.