

Ebb: A DSL for Physical Simulation on CPUs and GPUs

GILBERT LOUIS BERNSTEIN and CHINMAYEE SHAH and CRYSTAL LEMIRE and ZACHARY DEVITO and MATTHEW FISHER and PHILIP LEVIS and PAT HANRAHAN

Stanford University

Designing programming environments for physical simulation is challenging because simulations rely on diverse algorithms and geometric domains. These challenges are compounded when we try to run efficiently on heterogeneous parallel architectures. We present Ebb, a domain-specific language (DSL) for simulation, that runs efficiently on both CPUs and GPUs. Unlike previous DSLs, Ebb uses a three-layer architecture to separate (1) simulation code, (2) definition of data structures for geometric domains, and (3) runtimes supporting parallel architectures. Different geometric domains are implemented as libraries that use a common, unified, relational data model. By structuring the simulation framework in this way, programmers implementing simulators can focus on the physics and algorithms for each simulation without worrying about their implementation on parallel computers. Because the geometric domain libraries are all implemented using a common runtime based on relations, new geometric domains can be added as needed, without specifying the details of memory management, mapping to different parallel architectures, or having to expand the runtime’s interface.

We evaluate Ebb by comparing it to several widely used simulations, demonstrating comparable performance to hand-written GPU code where available, and surpassing existing CPU performance optimizations by up to $9\times$ when no GPU code exists.

Categories and Subject Descriptors:

General Terms: simulation, database relations, domain-specific languages

1. INTRODUCTION

Physical simulation is now common in computer graphics and animation. However, building a common infrastructure for simulation has been difficult. Different simulators use different numerical algorithms and a variety of geometric representations. For example, a Eulerian fluid-flow solver may use a regular grid, a cloth simulator may use a quadrilateral mesh, and Lagrangian finite-element code may use tetrahedral meshes. Furthermore, simulations often involve multiple interacting physical phenomena, requiring that the different simulators and geometric domains be coupled together. Finally, since simulation is compute intensive, simulators must run efficiently on many different parallel architectures, including both CPUs and GPUs. To achieve high performance, simulation programmers are expected to become experts in not only physics and numerical techniques, but also parallel programming.

This paper describes Ebb¹, a domain-specific language (DSL) for developing physical simulations of fluids and deformable meshes that is designed to run efficiently on both CPUs and GPUs. Ebb is motivated by the successes of prior DSLs, such as the RenderMan shading language [Hanrahan and Lawson 1990], the Halide image processing language [Ragan-Kelley et al. 2012], and the Liszt [Devito et al. 2011] language for solving partial differential equations on unstructured meshes. These DSLs use abstractions (lights and

materials for rendering, functional images, and meshes/fields, respectively) that allow simulation programmers to write code at a high-level. Even though DSL code is high-level, the DSLs can be compiled to a wide range of computer platforms and perform as well as code written in a low-level language.

However, each of these previous DSLs are designed around one geometric domain (e.g. Liszt’s unstructured meshes) whereas simulations often need to use a variety of geometric domains (triangle meshes, regular grids, tetrahedral volumes, etc.). In order to support multiple geometric domains, we propose a three-layer architecture for Ebb. In the top layer, users write application code, such as a fluid simulator, FEM library, or multi-physics library, in the Ebb language using its geometric libraries; Similar to shader languages, this code says what should be computed for each element in a geometric domain, capturing implicit parallelism. In the middle layer, different geometric domains are coded as *domain libraries*; these domain libraries are implemented using a runtime API based on *relations*. In the bottom layer, the Ebb runtime implements this relational model for each hardware target.

This three layer model has several advantages. First, the abstraction of geometric domains into libraries provides programmers a familiar interface to common geometric data structures. Second, the relational abstraction is expressive enough that different geometric domains can interoperate, and that new geometric domain libraries can be added when needed. Third, the relational representation allows the runtime to generate and execute performant parallel code.

Ebb is a first step to building an integrated simulation environment. However, it does not yet support many operations that simulations might need. In particular, we do not currently support collision detection, nor do we support adaptive remeshing operations. We do, however, provide generic ways to interact with external libraries, allowing users to integrate pre-existing code for unsupported capabilities, like Fourier transforms of grid data.

In this paper, we make the following contributions:

- A programming model for simulation that supports a range of different geometric domains, plus the interactions and coupling between these domains.
- A three-layer architecture that unifies multiple geometric domains into a common relational data model. This abstraction hides the complexity of the underlying geometric domain library implementation from application programmers while also ensuring that the set of supported geometric domains can be extended as needed.
- A demonstration of simulations involving multiple geometric domains including tetrahedral meshes, unstructured meshes, regular grids, and particles can be expressed, customized, and composed together via a common relational API.
- An efficient implementation of the language targeting both CPUs and GPUs.
- An evaluation of this programming model and its implementation by comparing a number of example programs for different

¹ Ebb is a new implementation of the Liszt programming model designed to support a wider variety of situations than the original Liszt implementation.

simulations, including fluid simulation and deformable solids, to existing optimized solutions.

Our evaluation shows that Ebb performs well and is portable. In all our tests Ebb performs within 27% of the performance of hand-tuned GPU code, despite being more concise and easier to understand. A big advantage of using Ebb is that the code is portable between CPUs and GPUs. We implemented St. Venant-Kirchoff elastic-body simulation in Ebb, and compared it to the version implemented in Vega (that did not have a GPU implementation). The Ebb GPU implementation performs 9 times faster than the Vega multi-core CPU implementation.

2. BACKGROUND

Graphics researchers have developed a number of libraries capable of simulating multiple physical phenomena, such as Nucleus[Stam 2009] and Physbam[Dubey et al. 2011]. Ebb is not designed as a replacement for such libraries. Rather, it presents an alternative to directly writing such libraries in C++. As currently designed, multi-physics libraries like Nucleus and Physbam are trapped by having to support a combinatorial explosion of different code paths for simulating different phenomena, different geometric data structures and different parallel implementations. In Nucleus, this challenge is tackled by choosing sub-optimal simulation strategies (like particle-based fluids) in order to avoid the addition of new code paths (like Eulerian grids). In Physbam, this challenge is tackled by the adhoc addition of code paths, leading to a large amount of unparallelized and costly to maintain code.

The cost of parallelizing library-based code by hand leads to implementations with only partial support for multi-core or GPU parallelism. For instance, Vega [Sin et al. 2013], a FEM-based simulation library for elastic deformable solids, contains multi-threaded parallelization of some components but no GPU implementation.

Domain specific languages (DSLs) provide a way of programming at a high level, while still generating high performance parallel code for multiple architectures. In graphics, languages for rendering such as OpenGL and Renderman are widely used and researched [Hanrahan and Lawson 1990; Proudfoot et al. 2001; Foley and Hanrahan 2011]. Recently there has been interest in developing DSLs for more areas of graphics. Halide and Darkroom provide a simple, functional programming model for writing image processing pipelines [Ragan-Kelley et al. 2012; Hegarty et al. 2014]. Ebb extends this philosophy to a broader class of domains/data models for simulation in graphics.

DSLs for simulations have also been proposed in the area of scientific computing. The Liszt DSL targets partial differential equation solvers over unstructured meshes by providing high-level semantics for writing distributed computations over collections of mesh elements [DeVito et al. 2011]. It does so by locking users into an unstructured 3D mesh domain model. While simulations over grids and semi-structured meshes (tetrahedra), as well as 2D domains, can all technically be expressed, the resulting code is both more difficult to write and suffers performance penalties. This is because it is not appropriately specialized to representing the specific kinds of topological relationships being used.

Instead of restricting ourselves to a specific data-model such as an unstructured mesh, we use *relations* (the database concept) as a uniform abstraction for data models in Ebb. Previous work has shown that high-performance code can be created automatically by adapting a relational model to specific problems, such as creating optimized data structures for operating systems [Hawkins et al. 2011].

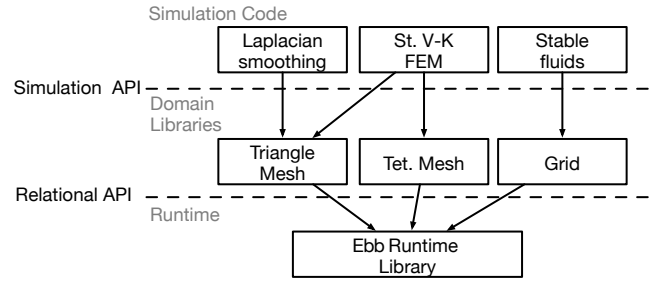


Fig. 1. Ebb’s three-layer architecture insulates simulation programmers from the definition of geometric domains by abstracting those domains into libraries that admit familiar syntax for the domain. The definition of those domain libraries are further insulated from the runtime implementation by encoding domains in a common, unified, relational data abstraction.

Libraries for simulation have incorporated abstractions similar to relations. For instance, OP2 [Mudalige et al. 2013] uses sets and set mappings to represent topology. It provides a C++ and Fortran API to express simulations as parallel computations that can run on different architectures such as clusters or GPUs. However, OP2 requires library users to hand compute relational joins between different sets. This makes it difficult to compose joins, forcing users to decompose larger computations into smaller kernels. By pre-computing all joins, OP2 also precludes optimizations for topological relations in specific domains, such as indexing arithmetic in regular grids.

Another library, Loci [Luke 1999; Luke and George 2005], uses a graph-based model to express computation over entities, where data-dependencies are expressed as rules, and functions that compute the output of a rule. Given relations and dependencies, the Loci compiler schedules computations and provides implementations that run on clusters of CPUs. However, its declarative rules must be optimized by a query-planner, which can add overhead [2005] and make performance difficult to understand. Rules are still calculated using low-level C/C++ code, so applications are currently not portable to GPUs, and the computation kernels themselves must explicitly state their dependencies. In contrast, Ebb takes a language-based approach, allowing for generation of optimized code for different architectures, and for dependencies to be inferred directly from computational kernels.

Our model of relations in Ebb extends the relational models used in OP2 and Loci by adding simulation-specific modeling primitives. By focusing these primitives on common topological access strategies used in simulations, we allow programmers to express a wide range of communication patterns while still providing clearly interpretable performance guarantees. Furthermore, relations can be tedious to use directly and previous systems provided no way to encapsulate them into higher-level libraries. In contrast, Ebb provides a tiered approach that allows creation of re-usable domain libraries. Since these libraries are implemented using common relational operators, they can be extended or composed in the context of specific simulations.

3. A THREE-LAYER ARCHITECTURE

Usually DSLs provide a single language abstraction, separating *application code* from the *language implementation*. In previous DSLs [DeVito et al. 2011; Ragan-Kelley et al. 2012], this abstraction is based on choosing fixed data models for computation (e.g. images, triangle-meshes, general polyhedral-meshes). For simulations, which need to support a wide variety of geometric domains and

couplings between them, this approach is unwieldy, since it requires substantial implementation effort for each domain/DSL.

Ebb resolves this problem by providing a three-layer architecture (Figure 1) with two abstraction boundaries. Geometric domains are abstracted into *domain libraries*, whose implementation is hidden from the simulation code that Ebb programmers spend their time writing. Then, these libraries are implemented using a unified data abstraction based on *relations*, separating their definition from the runtime implementation.

At the top level, simulation programmers write code as bulk-synchronous data-parallel kernels launched over sets of elements in the domain, similar to vertex or pixel shaders. Within these kernels, neighboring elements and field data are accessed using familiar syntax such as `e.head` for the vertex at the head of an edge and `e.head.pos` for the position of that vertex. This allows the programmer to write local computations ranging in complexity from a step of Jacobi iteration to the assembly of a stiffness matrix for FEM simulation. By sequencing these kernels, a full simulation is executed.

At the middle level, developers of domain libraries implement or customize common geometric domains like triangle and tetrahedral meshes, 2D/3D regular grids, or general unstructured polyhedral/polygonal meshes. These libraries (about 100-400 lines of code each) encode the topology of the geometric domain using a relational data API. This abstraction allows for the set of domain libraries to be extended, (without modifying the runtime) but still ensures that critical information about the connectivity and structure of the data is provided to the runtime.

At the bottom level, the implementers of Ebb provide the language and relational API implementations, including backends for targeting both CPU and GPU. By exploiting code analysis and the abstract specification of data, the runtime is able to manage data movement, adjust data-layouts to different architectures, and re-implement primitives like reductions using machine-appropriate techniques.

The next three sections look at each of these abstraction levels in detail.

4. SIMULATION PROGRAMMING (BY EXAMPLE)

Ebb programs are organized around the observation that simulation execution time is dominated by data-parallel operations, which we call **kernels**. Consequently, we can logically decompose Ebb programs into top-level control code that orchestrates the simulation and the data-parallel kernels which perform the bulk of the work. Ebb reflects this dichotomy by embedding an Ebb kernel language in Lua [Jerusalimschy et al. 2011], a scripting language popular in the game development community. In the following, we illustrate the design of this language through example simulation code.

4.1 A Spring-Mass Simulation

To begin this program, we load in a tetrahedral mesh of a dragon. (Figure 2.1) Like all tetrahedral meshes, this dragon comes equipped with unordered sets of elements (*vertices*, *edges*, *tetrahedra*, etc.) that we refer to as **relations**, aka. relational tables.

Once the basic domain is loaded, we can extend it (Figure 2.2) with additional **fields** of data, *rest_len*, *mass*, *q*, *qd*, *force*. These fields are defined over relations, specifying a value of the field for each element of the relation. For instance, the last declaration says “There is a vector of 3 floats for each vertex, called ‘force’; initialize it to the zero vector.” In addition to these fields, the programmer can further define constant and **global** values that do not vary across

```

local Tetmesh = L.require 'domains.tetmesh'
local dragon = Tetmesh.Load('dragon.off')
(1)

local K = L.NewConstant(L.float, 1.0)
local dt = L.NewConstant(L.float, 0.0001)
local E = L.NewGlobal(L.float, 0.0)
(2)
dragon.edges:NewField('rest_len', L.float):Load(0)
dragon.vertices:NewField('mass', L.float):Load('dragon_mass.data')
dragon.vertices:NewField('q', L.vec3f):Load(dragon.vertices.pos)
dragon.vertices:NewField('qd', L.vec3f):Load(...)
dragon.vertices:NewField('force', L.vec3f):Load({0,0,0})

ebb kernel initLen( e : dragon.edges )
var diff = e.head.pos - e.tail.pos
e.rest_len = L.len(diff)
end
(3)

ebb kernel computeInternalForces( v : dragon.vertices )
for e in v.edges do
var dq = e.head.q - v.q
var dir = L.normalize(dq)
v.force += K * (e.rest_len * dir - dq)
end
end

ebb kernel applyForces( v : dragon.vertices )
var qdd = v.force / v.mass
v.q += v.qd * dt + 0.5 * qdd * dt * dt
v.qd += qdd * dt
v.force = {0,0,0}
end

ebb kernel measureTotalEnergy( v : dragon.vertices )
E += 0.5 * v.mass * L.dot(v.qd, v.qd)
end

initLen(dragon.edges)
(4)

for i=0, 10000 do
computeInternalForces(dragon.vertices)
applyForces(dragon.vertices)

if i % 1000 == 999 then
E:set(0)
measureTotalEnergy(dragon.vertices)
print('energy: ', E:get())
end
end

```

Fig. 2. A Spring-Mass simulation written in Ebb.

the domain. GPU programmers will recognize these as similar to uniform data in shader languages.

Since all of this setup is part of the control logic, it is written in Lua (here the `local` keyword defines new variables). In the next segment of the code, (Figure 2.3) we define the kernels using the Ebb kernel language, as indicated by the prefix keywords `ebb kernel` and use of the keyword `var` to declare variables.

Our spring-mass simulation defines four Ebb kernels (Figure 2.3), which are data-parallel computations that can be executed for each element of the relation indicated in the type annotation (e.g. `e : dragon.edges`). Within each kernel, we can access the fields we defined as members of elements, e.g. `e.rest_len`, reading from, writing to, and reducing into them². Additionally, the tetrahedral mesh comes equipped with pre-existing topological connections, which we can use to access neighboring elements, and fields defined on those elements. For instance, the kernel `initLength` looks up the initial position of the head and tail vertices of an edge (`e.head.pos`, and `e.tail.pos`) in order to compute the resting length of the spring corresponding to that edge.

In `computeInternalForces()` we see another idiom for neighbor access, where we loop over the set of (directed) edges leaving a

²Ebb supports the reduction operators `+=`, `*=`, `max=`, and `min=`

```

-- Load Grid; Define Diffusion, Projection, Advection
...

local particles = L.NewRelation {
    name = 'particles',      size = M,
}
particles:NewField('dual_cell', grid.dual_cells):Load(...)
particles:NewField('pos', L.vec3f):Load(...)
particles:NewField('vel', L.vec3f):Load(...)
(1)

ebb kernel update_particle_vel( p : particles )
    var x1 = fmod(p.pos[0] - 0.5f)
    var y1 = fmod(p.pos[1] - 0.5f)
    var x0 = 1.0f - x1
    var y0 = 1.0f - y1

    p.vel = x0 * y0 * p.dual_cell.cell(0,0).vel
    + x1 * y0 * p.dual_cell.cell(1,0).vel
    + x0 * y1 * p.dual_cell.cell(0,1).vel
    + x1 * y1 * p.dual_cell.cell(1,1).vel
end
(2)

for i=0, 10000 do
    ...
    update_particle_vel(particles)
    update_particle_pos(particles)
end
(3)

grid.dual_cells:PointLocate(particles.dual_cell, particles.pos)
end

```

Fig. 3. Coupling particles to a fluid simulation.

vertex. Using this pattern, we can compute the total force exerted on a vertex by the (variable number of) edge-springs it's connected to.

The Ebb model also prevents race conditions during a parallel kernel by enforcing that a field is in a single **phase** during each kernel. A field can be in a *read-only* phase, a *reduction* phase with a particular reduction such as addition, or an *exclusive access* phase where the fields of the parameter element (e.g. *v* in `applyForces()`) can be read and written exclusively by the instance of the kernel handling that element. This safety mechanism is reflected in this example where we have one kernel `computeInternalForces()` to update the spring forces in *v.force* (using a reduction) and another kernel `applyForces()` to read these forces and reset them (using exclusive access). If we tried to merge these two into a single kernel, Ebb would report a phasing error since *v.force* would be used in two different phases.

Ebb ensures *performance portability* by restricting the ways that programmers can access memory from within kernels and by preventing race conditions. This guarantees that code developed and debugged while running single-threaded on a CPU can safely be ported to GPUs and other parallel architectures. While the kernel language is a standard imperative language, the programmer must access all data via local connections from the parameter element. This restriction is what gives the runtime sufficient information to reason about how to best map the computation to different parallel architectures.

Finally, our program launches the kernels (Figure 2.4) from a simulation loop written in Lua. This results in a familiar, bulk synchronous parallel execution model.

4.2 Coupling Domains

Many simulations use more than one geometric domain, so Ebb also includes support for coupling domains together. As a simple example of coupling domains, we show how tracer particles can be added to a simple stable fluids simulation. (Figure 3) For brevity, we omit the majority of the simulation code and focus solely on the code demonstrating the interaction between the grid and particle

domains. To couple two domains, we need a way to establish a coupling, use that coupling, and update the coupling.

In order to *establish* a coupling, we define a field typed by the relation we want to connect to. For instance, here (Figure 3.1) we give each particle a reference to the dual-cell of the grid in which it's currently located.

Given this link, we can *use* it to linearly interpolate (Figure 3.2) the velocity field stored at the cell-centers of the mesh, deriving velocities with which to advect the particles. Since these cells are in a regular grid domain, we can access them via relative indexing operators, e.g. `cell(0,1)`.

After having updated the particles' positions, we want to similarly *update* the coupling to reflect the particles' new positions. We do so using the `PointLocate()` function (Figure 3.3). For each particle, the appropriate dual cell is computed using the supplied position field. While the current implementation of Ebb is designed for simulations with static topology, we found that adding point location in a grid was trivial in the current design, and enabled a range of useful techniques in fluid simulations. Besides locating particles in a grid, this same mechanism can be used to perform the semi-Lagrangian advection step of stable fluids simulations.

4.3 Code Interoperability

Similar to other graphics languages, Ebb is developed with the intention that it be used as a part of a larger application. To this end, Ebb is written as an embeddable Lua library that can be linked into existing applications. It is also able to provide low-level views of its simulation memory so that other libraries do not need to marshal data out of Ebb, enabling easy interoperability with existing code and avoiding the costs of memory duplication and copying.

Ebb also allows the simulation programmer to call out to external library functions to operate on Ebb data in-between kernel invocations. This is valuable when at each iteration the simulation needs to invoke transforms that do not map well to Ebb's computational model, such as collision detection or the discrete Fourier transform. For example, a simulation programmer could invoke external libraries such as CUFFT³ or FFTW⁴ without the need to marshal the data or escape the simulation. This approach to interoperability follows many of the design patterns used in other embedded languages such as Lua and OpenGL.

5. DEVELOPING DOMAIN LIBRARIES

In this section we describe how geometric domains such as the tetrahedral mesh used in the spring mass example are implemented as libraries. In order to do so, we need to define a single, common approach to modeling data, along with primitives out of which we can build the geometric domains. We want this unified data model to not only be expressive enough to support constructing and coupling a range of different domains, (at least those described in the taxonomy of figure 4) but also informative enough that we can efficiently implement the model on a range of different architectures.

To better understand why data abstraction is necessary, consider two strawman proposals: express topological relationships by storing data in arrays and identifying elements with array indices, or storing structs of data connected via pointers in the heap. Both of these proposals are too low-level. They lose critical typing information about what sort of data is accessed, and overcommit the runtime to particular data layouts. Data referenced by a pointer cannot be

³developer.nvidia.com/cuFFT

⁴fftw.org/

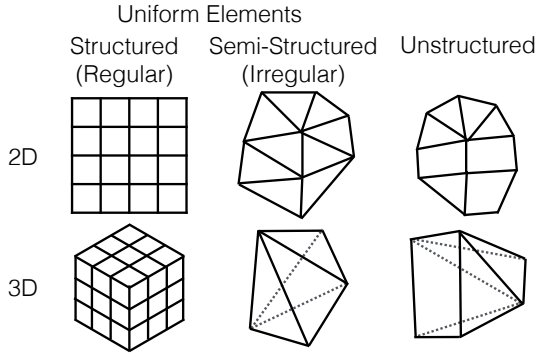


Fig. 4. Ebb’s relational model can express all of the geometric domains in this taxonomy, whether 2D or 3D, from highly regular grids to completely unstructured meshes, while taking advantage of that structure when present.

moved, and indexed arrays cannot be re-ordered without potentially breaking client code.

Instead, Ebb relies on the relational concept of a **key**, similar to references in garbage collected languages. Keys provide an opaque reference to an element of a particular relation. Kernels are not allowed to perform arithmetic on keys, nor otherwise rely on their encoding. As a result, the runtime is (1) able to jointly analyze the kernel code together with the loaded data, and (2) reserves the ability to optimize data layout. As a stark example of the benefits, Ebb is able to guarantee that most of its memory accesses will not segfault by construction, whereas general aliasing analysis on pointers or numeric indices is undecidable.

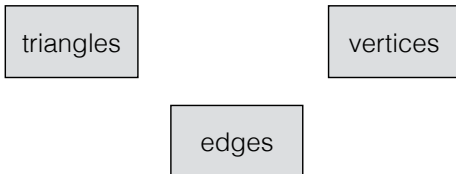
Furthermore, we observe that the topological relationships defining geometric domains for simulation can be boiled down to a few cases: one-to-one relationships like defining the head corresponding to each edge, one-to-many relationships, like getting all the edges or triangles touching a vertex, and arithmetical offsets, like accessing a stencil pattern around a grid cell.

Ebb encodes these relationships using three primitives, key-fields, query-loops, and affine-indices. Respectively, these allow the encoding of one-to-one functions between relations, inversions of those functions, and offsets within a grid. By further using the common database pattern of auxiliary tables, we can build one-to-many relationships out of one-to-one functions and their inverses.

By relying on a restricted set of primitives, Ebb provides a relational data model with substantially more predictable performance than SQL or relational algebra. Unlike with general database modeling primitives, our more specialized and simulation ns specific primitives guarantee that all topological accesses will have constant-cost, or even zero-cost in terms of required memory accesses.

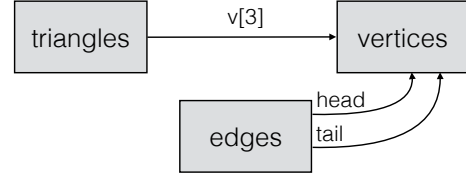
5.1 Relational Modeling Primitives (by example)

As a running example, we will explain the construction of a standard triangle mesh domain. To begin, we create three relational tables to model the triangles, (directed) edges, and vertices of the mesh.



```
local triangles = L.NewRelation { name='triangles', size=n_tri }
local edges     = L.NewRelation { name='edges',
size=n_edge }
local vertices  = L.NewRelation { name='vertices',
size=n_vert }
```

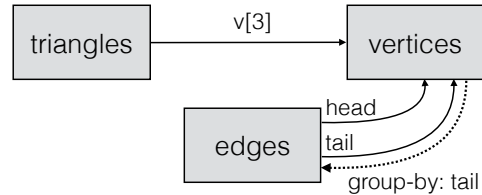
Key-fields encode functional relationships like the head or tail of an edge; that is, each edge defines exactly one vertex that is the head or tail, respectively. Key-fields are set up by declaring a new field typed by some relation, and loading in a list of initial values⁵. Earlier code examples have provided many examples of key-fields being used by simulation code.



```
triangles:NewField('v', L.vector(vertices, 3)):Load(...)
edges:NewField('head', vertices):Load(...)
edges:NewField('tail', vertices):Load(...)
```

Query-loops enable one-to-many relationships to be expressed. They encode access to the inverse of a key-field relationship. For instance, the query-loop expression `L.Where(edges.tail, v)` gets a list of edges `e` where `e.tail == v`. For this expression to be valid, we require that it is set up beforehand using an API call to **group** the target relation (here `edges`) by the field we want to invert (`tail`). This grouping allows our runtime to do preprocessing to make the query loops efficient during execution.

To hide the details of query loops from the simulation API, we include the ability to define simple macros on elements. These macros allow simulation programmers to write an intuitive loop expression (`for e in v.edges do ... end`) since `v.edges` is defined as a macro that expands into the `L.Where` query expression:



```
edges:GroupBy('tail')
vertices:NewFieldMacro('edges', L.NewMacro(function(v)
return ebb 'L.Where(edges.tail, v)
end))
```

We can compose the two features of key-fields and query-loops, in conjunction with auxiliary tables to express arbitrary one-to-many relationships, like all of the triangles touching a given vertex. We simply create a table containing all touching triangle-vertex pairs, (i.e. a relation with 2 key fields) and group it by the vertices. We can even view the edges as a kind of instance of this pattern, encoding an arbitrary many-to-many relationship from vertices to themselves. This leads to the observation that any graph, directed, undirected, with or without repeated edges and/or self-loops can be encoded using only key-fields and query-loops.

⁵ While the numeric value of these keys is important for initializing the relationship, Ebb is subsequently free to reorder the relations, encode keys via pointers, or use any other choice of implementation strategy.

Affine-indexing for regular grids. In our implementation of the regular grid domain, we provide multiple kinds of elements in our grid (e.g. vertices, cells), allowing users to store quantities on each:

```
local cells = L.NewRelation { name='cells',
  dims={nX,nY} }
local vertices = L.NewRelation { name='vertices', dims={nX+1,nY+1} }
```

To link these elements together, we also provide an explicit **affine-indexing** operator to encode topological relationships between elements in regular grids that can be computed arithmetically rather than looked up in memory. To capture constant relative offsets, and simple down/up-sampling patterns, we allow the library author to request any affine transformation of grid indices that they wish⁶. Again, we use macros to hide the verbose, but general purpose `L.Affine` primitive from the simulation programmer, instead exposing convenient syntax like `cell(x_offset, y_offset)` (the `__apply_macro` macro) for relative offsets and `c.vertex` for retrieving the cell to the bottom left of a given vertex.

```
cells:NewFieldMacro('__apply_macro', L.NewMacro(function(c,x,y)
  return 'L.Affine(cells, {{1,0,x}},
                        {0,1,y}}, c)
end))
cells:NewFieldMacro('vertex', L.NewMacro(function(c)
  return 'L.Affine(vertices, {{1,0,0}},
                             {0,1,0}}, c)
end))
```

Ebb also includes a few other mechanisms like **subsets** (e.g. interior and boundary cells) and **periodicity** that can be used to encode common boundary conditions. They work as you might expect, but are mostly orthogonal to the core design issues we deal with here.

5.2 Customized Domain Modeling

While Ebb provides a standard library of domains suitable for most common simulations, the relational abstraction primitives make the customization, coupling and/or construction of domains relatively easy. All of the following examples can be written in 100 lines of code or less, most of which is devoted to data marshalling in Lua.

Example: FEM tetmesh. One of the applications we evaluate in our results (§7) is an FEM simulation on a tetrahedral mesh domain. Here we explain the modeling of this domain in detail in order to illustrate the flexibility of the relational primitives and the value of being able to customize a domain to match a simulation.

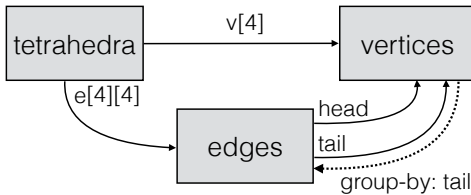


Fig. 5. The tetrahedral mesh domain we use for our FEM example is unlikely to be provided in standard libraries. The edges relation includes not only directed edges, but also a self-loop edge for each vertex, in order to model the support structure of the sparse stiffness matrix (rather than the geometric concept of an edge). By further addressing the edges of a tet using a 4×4 matrix of keys, we make it easy for simulation code to update the stiffness matrix.

⁶Affine transforms were chosen as the most general transformation which is closed under composition and amenable to being bounded by compilers' shape analyses.

Similar to the triangle mesh, the tetrahedral mesh has 3 relations, `tets`, `verts`, and `edges`. Key-fields are defined for tet vertices `tets.v[4]`, and edge endpoints `tail` and `head`. We group the edges by `tail`. We make the choice to include not only directed edges, but also a self-loop edge per vertex. Rather than being principally geometric, edges of the tet mesh are used to model the support structure for sparse matrices on the domain, and these self-loops correspond to diagonal entries. Since updates to the edge operator are computed per-tetrahedron and reduced into the appropriate edges, we further augment the tet relation with a matrix-organized key-field `tets.e[4][4]` simplifying indexing code. To encode the stiffness matrix itself, we store 3×3 matrix values per-edge in a stiffness field, producing, in aggregate, a fairly sophisticated sparse block matrix encoding that can be easily addressed and updated from the tetrahedra.

Example: rendermesh coupling. Since geometric domains in Ebb are built out of a collection of relational tables, there is no reason that simulation code can't link relations of different domains together in a given simulation. For instance, a common strategy for soft-body FEM simulations in graphics is to embed a high resolution triangle mesh of an object inside of a lower resolution tetrahedral mesh, on which the simulation actually occurs. To do this in Ebb, a programmer only needs to set up one additional key-field `trimesh.vertices.tet` of `tetmesh.tetrahedra`-type. Then, vertices of the triangle mesh can update their position by interpolating the positions of the containing tet's vertices `v.tet.v[k].pos` for $k=0,1,2,3$.

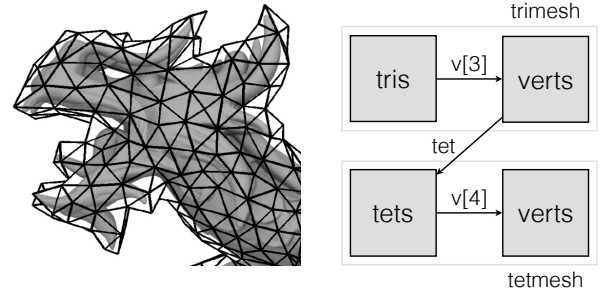


Fig. 6. Because all domain data is relational, programmers can easily wire together multiple domains when setting up a simulation. For instance, a triangle mesh intended for rendering can be embedded in a tetrahedral simulation mesh. The relational format of the triangle mesh can then be fed directly into the rendering pipeline.

6. RUNTIME IMPLEMENTATION

Like OpenGL, the Ebb runtime is implemented as a series of API functions to do things such as register new relations, add fields, or register new kernels. We use Lua to expose these API functions. Ebb kernels are embedded in Lua code and are registered with the Ebb API. This is similar to how OpenGL shader programs can be embedded (as strings) in a C program and then loaded into the OpenGL API. The difference is that we use a syntax extension to embed Ebb kernels rather than using strings.

Figure 7 summarizes this API design. The three-layer design of Ebb allows us to keep the actual runtime API relatively simple since domains like triangle meshes or regular grids are expressed in terms of relational operators. The runtime of Ebb only needs to implement support for this lower relational level. It needs to provide: (1) a

runtime library that includes the implementation of the relational primitives such as creating new relations, fields, and grouping them, and (2) a *compiler* that translates Ebb kernels into machine code that runs on CPUs or GPUs, which includes the implementation of language features such as reductions.

6.1 Runtime library for relational operators

data layout and management. Ebb uses a column-store layout for its tables (commonly referred to as struct-of-arrays). That is, each field is allocated a separate contiguous array of memory. Loading data from columnar fields is more likely to result in coalesced memory loads on the GPU, boosting performance significantly on regular domains. Field data is transferred from CPU to GPU automatically depending upon the needs of the kernel being run. User code that puts data into and gets data out of the API does not have to change to accommodate different data locations.

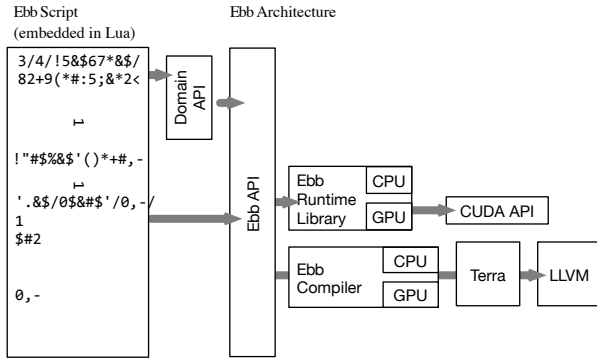


Fig. 7. Ebb architecture: Ebb is a language embedded in Lua. API calls are immediately executed by the Ebb runtime. Ebb kernels are compiled to CPU or GPU using Terra.

relational primitives implementations. The data stored in fields is also used to implement the modeling primitives defined in the previous section. *Key-fields* are stored as normal fields with underlying C-type `uint64`. *Affine indexing* is compiled to arithmetic expressions of ID of each relational element and thus does not require any data storage. For multi-dimensional keys, modulus operations are used to extract a row's *x*, *y*, and *z* components. Likewise, *point location* in a structured grid can be implemented via arithmetic on the coordinates and the point.

Support for one-to-many relationships are implemented via *query-loops*, which require the use of the `relation:GroupBy(...)` API call. Recall that we group a relation *target* by a field *fkey* of references to *source*. When a group-by is executed, the *target* relation is sorted by *fkey* values. Then, we add a hidden index field to the *source* relation, where each entry contains a *(start, stop)* pair of indices. When we go to execute a query-loop, we simply look up this *(start, stop)* pair and use it as loop iteration bounds into the list of neighboring elements (Figure 8).

This approach has the same overhead as storing explicit adjacency lists (e.g. for each vertex storing a list of triangles it is adjacent to), and is equivalent to the compressed row storage layout for sparse matrices, which is known to be efficient. By abstracting this best practice, our relational design also ensures that this data is always valid and used correctly in each loop.

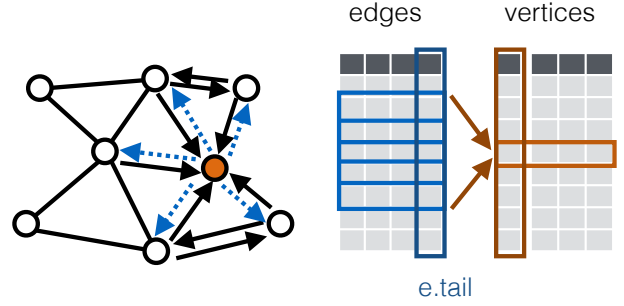


Fig. 8. The implementation of query loops (e.g. for directed edges) works by building a hidden index field on *vertices*, the source relation that supports range querying *edges* the sorted target relation based on its values in *e.tail*, the field it's grouped by.

6.2 Compilation of Ebb Kernels

The runtime also includes a compiler that translates high-level Ebb kernels into machine code. Like OpenGL, this process is done dynamically in the running process so that the user does not need to run a separate compilation step beforehand. We use the Terra [DeVito et al. 2013] language framework to do this dynamic compilation. Terra is a low-level language embedded in Lua that makes it easy to create DSLs such as Ebb.

Once handed to the Ebb API, kernels are type-checked, compiled, and then executed. In addition to standard type-checking, Ebb also checks that the fields in each kernel are only used in one particular phase (*read-only*, *reduction* by a particular operator, or *exclusive access*), using a process similar to DeVito et al. [2011].

The code is then compiled for a particular architecture. To compile the kernel, we use the multi-stage programming facilities in Terra to generate low-level C-equivalent code implementing the kernel. Depending on whether data is CPU or GPU resident, this kernel code is specialized for CPU or GPU execution (details below). Terra itself uses LLVM as its backend, targeting GPUs using NVIDIA's NVPTX (the device-independent CUDA target language) and CPUs using the x86 code generation paths.

CPU/GPU specialization. Ebb maintains separately specialized, compiled functions for execution on CPU and GPU. On CPU, the kernel body code is wrapped in a for loop, which iterates over the row indices of the argument relation. Key variables are compiled into these index values, (`uint64`) which are then used to index into various field arrays. On the GPU, the process is nearly identical, except the for loop is replaced with a CUDA kernel launch. CUDA kernels are launched with 64 threads per block by default, using a linear key space.

reductions. Reads and writes can be trivially translated into load and store statements, but special care is necessary to handle reduction statements in Ebb when code is run in parallel on the GPU. Reductions fall into two categories: (1) reductions to an element of a *field*, and (2) reduction to single *global* value. In the first case of field reductions, relatively few threads will write to one entry, so we use intrinsic GPU atomic reductions to implement them. In the few cases where the GPU does not have an equivalent atomic reduction, then we use the compare-and-swap instruction to emulate it.

The second case of *global* reductions is implemented using a variant of the two-pass reduction described in [Wilt 2013]. The algorithm is modified in two ways so that the first-pass kernel can be fused into the original Ebb kernel code: (1) Rather than read the data

to be reduced from global memory, reduction operations inside the kernel body directly reduce values into a per-block region of shared-memory. (2) Code is appended to the end of the kernel to reduce this shared memory array and write the result to global memory. The second kernel is then immediately launched to reduce the per-block values into the global value using the reference algorithm identically.

7. PERFORMANCE EVALUATION

Ebb aims to capture a wide range of simulation domains, produce high performance code, and support interoperation with existing libraries. To evaluate whether we achieved these goals, we selected four different problems that use different simulation domains — a fluid simulation, two finite element problems, and a hydrodynamics simulation. FluidsGL [Goodnight 2007] is a semi-Lagrangian stable fluid simulation on a 2D grid, using a fast Fourier transform (FFT) at each step to solve the diffusion and projection system solves. Implementing FluidsGL in Ebb tests support for grids and ability to interoperate with FFT code. Vega [Sin et al. 2013] is a general purpose deformable soft-body simulation library using finite element method; our evaluation focuses on the code paths responsible for supporting the St. Venant-Kirchoff elasticity model on tetrahedral meshes. We use Vega to demonstrate support for ad-hoc data model specialization (§5), and the benefits of refactoring responsibility for parallelization into the compiler; Ebb runs considerably faster than Vega despite the sunk cost of the Vega team in rewriting and maintaining redundant multi-threaded code in their system. FreeFem++ is a high level language designed to solve partial differential equations using finite element methods [Hecht 2012]. Instead of numerical algorithms, the programmer supplies a variational formulation of their simulation. In our comparison, we execute a deformable Neo-Hookean elasticity model in both FreeFem++ and Ebb, demonstrating that Ebb outperforms an equivalent FreeFem++ implementation by a huge margin and with modest code size. Lulesh [LUL 2012] is a hydrodynamics simulation on a hexahedral mesh used for evaluating different programming models for writing high performance scientific computing simulations. It has highly-tuned implementations for different architectures, providing the most rigorous stress test of performance out of the simulations we consider.

All code was compiled for and executed on a machine with an Intel i7-4790 CPU and an Nvidia Titan Black, GK110 Kepler architecture GPU. Reference code was compiled with `gcc 4.9` with optimizations (`-O3`) enabled; Reference CUDA code was compiled with `nvcc 6.5`. Along with total run times and code sizes, we also provide overhead of JIT compilation, which occurs once when the code executes for the first time, and the total memory used for storing data including constants, key fields, and hidden fields over relations. We instrument Ebb directly for memory allocations, use a CUDA profiler for instrumenting reference GPU code, and use a malloc counting tool to measure allocated heap for reference CPU code.

7.1 FluidsGL

FluidsGL is a simulation of the Navier-Stokes equations for incompressible fluid flow written in CUDA, that ships with the NVIDIA CUDA 6.5 SDK. We chose it as an example because it is simple, short and uses a regular grid, allowing easy hand-tuning on the GPU. For these reasons, it serves as a good test for the quality of code Ebb produces. Furthermore, the simulation is based on an approach to stable fluids which requires a fast Fourier transform [Stam 1999]. FFTs are commonly used, heavily optimized, and exhibit communication patterns not well expressed as data parallel Ebb kernels.

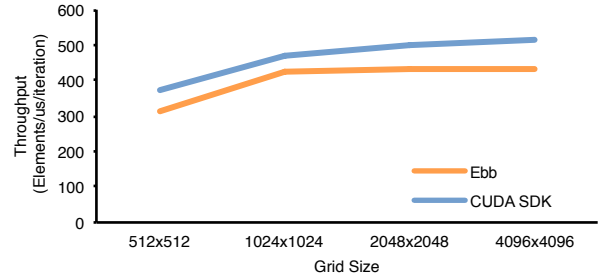


Fig. 9. Our Ebb implementation of FluidsGL, an incompressible fluid flow simulation, compared against the performance of the implementation in the CUDA SDK.

To get good performance, Ebb code needs to interoperate with an external library for calculating them.

The code calculates the velocity of a fluid as values on a uniform grid. Each iteration, the fluid is transformed from the spatial domain to the frequency domain where the diffusion and projection steps are computed, and then transformed back into the spatial domain. Point location is used to perform a cell-to-cell lookup when advecting velocity, and again for advecting a set of particles used to visualize the flow. In the reference implementation, the CUFFT library is used for the Fourier transforms.

We implemented most of FluidsGL directly in Ebb, but use Ebb’s API to provide a view of Ebb’s GPU-resident field data that can be passed to the CUFFT library. Each iteration, we invoke CUFFT on this view to transform into and out of the frequency domain, which is itself modeled by a second grid relation. The Ebb implementation provides a direct view of the field data resident on the GPU, removing the cost of marshaling the velocity field into a separate buffer.

We compare the performance of our implementation to the original code in Figure 9 across a range of grid sizes. Despite using a relational abstraction for managing the data, Ebb is able to produce code that runs no more than 19% slower than the hand-optimized CUDA implementation. The total overhead for JIT compiling code is a constant 0.25 seconds, regardless of problem size.

Ebb’s ability to interoperate with external libraries is important in this example. In both implementations, CUFFT accounts for around 30% of the total compute time of each simulation iteration, a sizable but not dominant part of the runtime. Overall performance is a combination of both fast simulation code and fast FFT code. Providing interoperability allowed us to use the best implementations for each part of the application.

With automatic low level memory management and data movement, Ebb uses only slightly more memory — 30MB, 100MB, 370MB and 1300MB for storing data on 512, 1024, 2048 and 4096 squared grids, compared to 30MB, 70MB, 250MB and 900MB respectively for the hand-written FluidsGL code.

7.2 Vega

Vega [Sin et al. 2013] is a popular C/C++ physics library for simulating 3D elastically deformable solids. It supports a variety of integrators, elasticity models, as well as both tetrahedral and hexahedral domains. To make a comparison, we configured our Vega simulations to use implicit backward-Euler integration and the Saint Venant-Kirchoff elasticity model on a tetrahedral domain. After slicing out the relevant code paths, we found that Vega used 2500

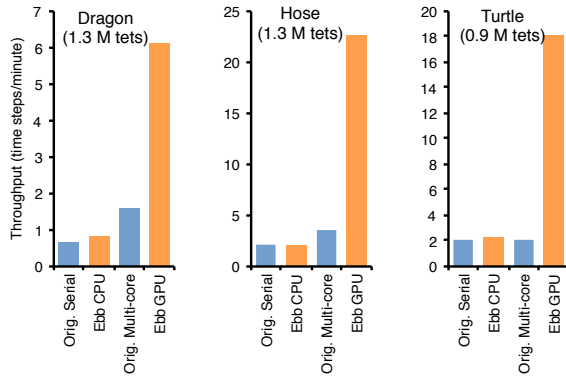


Fig. 10. Ebb and reference average times per iteration, for 3 different meshes. Ebb GPU performs 9 times faster than reference serial, and 4 to 9 times faster than the best of serial and multi-threaded reference implementation over 8 cores.

lines of code for its single-core implementation. As such, we chose it as a demonstration of the performance Ebb can achieve on a larger program. Unlike the simpler FluidsGL, Vega’s size makes it inherently more difficult and costly to optimize. While the library authors care enough about performance to have added a multi-core CPU implementation, no GPU implementation of it currently exists (to the best of our knowledge).

We wrote an implementation of the described Vega code path in Ebb. In doing so, we took care not to exploit the opportunity to refactor code across VEGA’s abstraction boundaries. Details of the domain model topology are described in §5. Position, velocity, force and displacement fields are stored on the vertices and material properties on the tetrahedra. We store the stiffness matrix as a 3×3 -double-matrix-valued field on the edges, effectively recreating the custom sparse block matrix data structure coded in Vega out of relational primitives.

At each time step, Vega computes internal elastic forces, stiffness, and damping, constructing a linear system that is solved to compute vertex velocities and displacements, subject to external forces. In Ebb, we solve this system using a Jacobi-preconditioned conjugate gradient solver (PCG) written entirely in Ebb kernels; as such, we can run this same PCG solver on the GPU. When run on a single core, Vega uses a similar PCG solver; on multi-core we have Vega use the multi-threaded Pardiso solver from Intel MKL [par] as well as the separate multi-threaded force model and integrator implementations. Solvers often have different performance characteristics than other simulations. To ensure they run well in Ebb, we allow writers to optionally annotate kernels with underlying characteristics such as block size, which can increase performance by up to 2x for some solver kernels.

Figure 10 compares the performance of Vega in Ebb to the original Vega code for a few different meshes. The simulations in Ebb take 1.75 seconds to JIT compile once at the beginning, which is excluded from the figure. Note that our single core implementation of Vega matches the performance of the original code. We are also able to use Ebb’s CUDA backend to generate a GPU implementation of Vega. Previously Vega could not run on GPUs. Our automatically-generated implementation runs 9 times faster than

the serial implementation, and from 4 to 9 times faster compared to the best multi-threaded implementation on our CPU. For simulation library developers, this approach is much simpler and easier to maintain than translating reference code to GPU code by hand, which would require rebuilding data structures for GPU, rewriting the solver, and carefully considering the implementation of reductions to avoid race conditions.

Abstracting the domain via relations also simplified our implementation of Vega. The original C/C++ code includes over 2.5K lines of code for single-core computation, and over 400 lines for loading tetrahedral meshes. Additionally, over 800 lines of code implement multi-threading, not including the external solver. Our Ebb application is under 1K lines of simulation code. Mesh loading is implemented in a reusable tetrahedral mesh domain library, which is about 450 lines of code. Ebb code is more concise due to automated memory management, and the abstraction afforded by relational primitives (encapsulated in macros). The reference code, on the other hand, explicitly encodes the mesh as arrays augmented with specialized indexing structures for adjacencies. Furthermore, it requires the implementation of a separate sparse matrix class with fast indexing structures. In our Ebb implementation, we were able to embed this sparse matrix structure as a matrix-valued field over edges, resulting in fewer lines of code. By avoiding redundant representations of the data, Ebb ends up using only 1.09GB, 1.06GB and 0.36GB for the dragon, hose and turtle meshes, compared to 2.35GB, 2.26GB and 1.46GB respectively for the reference code.

7.3 FreeFem++

FreeFem++ is a high level language designed for solving partial differential equations over meshes [Hecht 2012]. Problems in FreeFem++ are modeled using a variational formulation, which is closer to how physicists model partial differential equation problems. By comparing a FEM simulation in Ebb with one in FreeFem++, we evaluate the productivity vs performance tradeoffs of using a higher-level abstraction than the one Ebb offers.

We obtained a deformable simulation using a Neo-Hookean elasticity model, that was written in FreeFem++, with input from the FreeFem++ developers on the correct way to use their system. The simulation uses a conjugate gradient solver to perform implicit integration. We implemented the same elasticity model, with the same external conditions, numerically in Ebb. Similarly to the Vega comparison, we store position, velocity, force and displacement on vertices, material properties on the tetrahedra, and stiffness matrix on the mesh edges. We reused our implicit integrator and conjugate gradient solver from the Saint Venant-Kirchoff example. Counting both this integrator/solver and new code, our Neo-Hookean simulation written in Ebb requires about 800 lines of code. We also reused the tetrahedral mesh domain library from the Saint Venant-Kirchoff comparison, which was 450 lines of code. While typical FreeFem++ problems take tens of lines of code, the various tensor components introduced by the Neo-Hookean model made the FreeFem++ code about 700 lines long.

We use FreeFem++ version 3.36 for evaluation. FreeFem++ takes about 41.3 seconds to run one time step on a tetrahedral mesh representing a sphere, with 2.4K tetrahedral elements. On a large bunny mesh with 78.7K tetrahedral elements, FreeFem++ takes about 28.3 minutes to run one time step. Ebb completes each time step on the sphere mesh in 0.006 seconds (6800 times faster) and on the bunny mesh in 0.26 seconds (6500 times faster), on a CPU. These meshes are too small to give any significant speedups on GPU—we get an additional speedup of 2 for the bunny mesh on GPU. The one-time overhead to JIT compile kernels is about 0.22

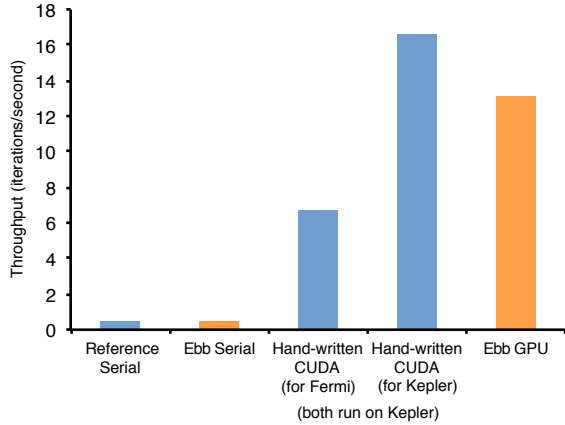


Fig. 11. Ebb and reference GPU implementations of Lulesh, compared against the reference serial implementation. The simulation was run over a $150 \times 150 \times 150$ hexahedral mesh for 2,527 iterations.

seconds when running on GPU and 0.4 to 0.6 seconds when running on CPU. Though Ebb can run this simulation on larger meshes, with an even larger speedup on GPU, we did not evaluate FreeFem++ with larger meshes due to the large running time.

Ebb performs better than FreeFem++ because the Ebb simulation computes elastic forces and stress using an algorithm that is specialized for the Neo-Hookean model. This is possible in Ebb, even with relatively concise code, because of the sufficiently low abstraction level that Ebb offers, while nonetheless relieving the user from the burden of memory management, low-level data structure construction, and parallelization.

7.4 Lulesh

We also implemented a version of Lulesh (Livermore Unstructured Lagrangian Explicit Shock Hydrodynamics) [LUL 2012], which is a standard benchmark for evaluating the performance of simulation code using a variety of programming models. It has highly optimized implementations for a variety of languages and platforms [Karlin et al. 2012], allowing us to evaluate the quality of the code Ebb produces relative to highly-tuned implementations. Lulesh also uses a semi-structured hexahedral mesh, exercising another domain model.

Lulesh models the propagation of a Sedov blast wave, using explicit integration. It stores thermodynamic variables, such as energy and pressure, mapped over hexahedral elements, and kinematic values, such as position and velocity, mapped over nodes. The iterative algorithm consists of a phase that advances node quantities, a phase that advances element quantities, and a phase that computes all values at the next time step.

Figure 11 summarizes the results for Ebb compared with implementations of Lulesh that were hand-optimized for serial and GPU execution. The serial version of Ebb performs at the same speed as the hand-written reference. Our GPU implementation runs about 24 times faster than the serial code, and within 27% of the performance of GPU code hand-tuned specifically for the Kepler architecture. Performance characteristics of GPUs can change over generations. The original CUDA version of Lulesh code was written for the previous Fermi GPU architecture and performs worse than the Ebb implementation. One advantage of writing simulations at a higher level is that changes in architecture can be handled by the compiler

rather than by hand. For instance, the addition of new atomics or changing best practices for reductions can be addressed within the Ebb compiler.

The time to JIT compile Lulesh code in Ebb is about 1.5 seconds. Ebb uses 1GB memory, compared to 2GB memory by reference code, for the 150^3 hexahedral mesh.

We perform well compared to other domain-specific language implementations. On a 45^3 sized mesh, the Liszt [DeVito et al. 2011] language can run Lulesh at 176 iterations per second, while Ebb can run the same simulation at 340 iterations per second. Liszt struggles with the Lulesh benchmark since its coloring-based approach to reductions does not work well for compute-heavy kernels [Karlin et al. 2013]. Furthermore, Liszt uses an unstructured mesh as its only built-in domain, making it difficult to express code that assumes each element is a hexahedron. The unstructured mesh model also requires more memory to represent (Liszt could not fit a 150^3 mesh into memory on our GPU).

Ebb also makes implementing Lulesh easier compared to hand-written GPU models. Ebb code (1.3K lines) is less than half the size of the GPU implementations (around 3.5K lines), and about the same size as a serial implementation (2K lines). This difference is largely because Ebb automatically handles synchronization, parallel reductions, data movement, and selection of block sizes for CUDA kernels. While the reference CUDA implementations explicitly include block reduction code needed to compute a minimum time step, Ebb generates that code automatically. Additionally, Ebb’s built-in library for modeling hexahedral grids simplifies mesh construction, while automatic memory management simplifies the application code, resulting in a further reduction of lines of code, compared to the reference serial code.

8. DISCUSSION

We have shown a three-layered simulation framework: the top layer where simulations are expressed as computational kernels over geometric domains, a middle, domain library layer in which the structure and implementation of geometric domains such as a regular 2D grid or arbitrary polyhedral meshes is defined, and a bottom, runtime layer that efficiently manages memory, kernel compilation, and execution on both CPU and GPU architectures. Using this separation, we can express a core set of simulation problems in graphics and automatically compile these problems to GPUs, obtaining performance comparable to hand-written implementations. Simulation programmers are able to focus on the physics and algorithms using familiar syntax. As needed, additional geometric domains can be implemented, extending the space of problems supported by Ebb without having to implement new languages or runtimes for each new geometric domain.

The programming model provided by Ebb provides many opportunities for additional optimizations. Currently relational data is stored column-oriented. Row-oriented storage may be better for relations that are sparsely accessed, but whose fields are always used together. Furthermore, we currently strictly map one row of a relation to one GPU thread. In applications such as Vega or Lulesh, kernels may perform large intra-element matrix-like operations which consume a large number of GPU registers, reducing peak compute throughput. In these cases, using multiple threads to cooperate on matrix operations for a single row may reduce register pressure and improve performance. The choice of how to lay out data or how to run the kernel can be made orthogonally to the specification of a kernel, similar to how other DSLs such as Halide [Ragan-Kelley et al. 2012] allow the separate expression of schedules. Since compilation is performed dynamically in the Ebb model, it is also possible to

auto-tune decisions about layout and execution by recompiling and timing kernels as the program runs.

Currently our implementation runs either entirely on the GPU or entirely on the CPU. In some contexts, such as real-time game engines, balancing where simulation code is run can improve cooperation with other tasks such as rendering which are competing for the same compute resources. The Ebb model is sufficiently abstract to permit dynamically changing the location of computation as needed.

In addition to improving the performance of our current programming model, we want to investigate ways to support additional aspects of simulation in graphics. Currently our model focuses on topological “queries.” For simulations that include collisions or use particles, there is also the need for geometric queries. We have some limited support for these queries already by supporting point location in regular grids. But we plan to incorporate more generic queries such as finding nearby or intersecting elements. To do so, Ebb will have to handle the construction, maintenance and use of acceleration structures such as octrees and bounding volume hierarchies that are critical for accelerating these queries. Furthermore, while Ebb allows the user to add new relations and fields as the program executes, it does not currently support operations to insert or delete rows from an existing relation. Such fine-grained updates are necessary to support simulation techniques that rely on changing numbers of particles or adaptive remeshing.

We view Ebb as a step toward a more unified high-level system for implementing a wide range of simulations in graphics including fluids (Eulerian, Lagrangian, particle and explicit surface tracking methods), rigid bodies and cloth (with collisions), as well as fracture, and merging and splitting of elastic and plastic bodies. Ebb is only that first step towards answering the question “How can we tractably build systems that combine the simulation of diverse phenomena together in a single scene?” In the long term, we should strive to create a system for simulation that is as high-performance and easy-to-use as rendering languages are today.

ACKNOWLEDGMENTS

Ebb is part of the Liszt project and PSAAP2 center at Stanford University, and funded by the U.S.A. Department of Energy. Additional funding is provided by the DOE Exascale Co-Design Centers, ExaCT and ExMatEx. The Liszt project has also received support from the Stanford Pervasive Parallelism Laboratory. We thank our collaborators, especially Ivan Bermejo-Moreno and Thomas D. Economou for their feedback as regular users of the language. We would also like to thank David Levin for providing us with the FreeFEM Neo-Hookean code we compared against. Thank you to Mike Mara for help with figures.

REFERENCES

- Pardiso: Parallel direct sparse solver interface. <http://www.pardiso-project.org/> and <https://software.intel.com/en-us/articles/intel-mkl-pardiso>.
2012. Hydrodynamics Challenge Problem, Lawrence Livermore National Laboratory. Tech. Rep. LLNL-TR-490254.
- DEVITO, Z., HEGARTY, J., AIKEN, A., HANRAHAN, P., AND VITEK, J. 2013. Terra: a multi-stage language for high-performance computing. In *ACM SIGPLAN Notices*. Vol. 48. ACM, 105–116.
- DEVITO, Z., JOUBERT, N., PALACIOS, F., OAKLEY, S., MEDINA, M., BARRIENTOS, M., ELSÉN, E., HAM, F., AIKEN, A., DURAISAMY, K., ET AL. 2011. Liszt: a domain specific language for building portable mesh-based pde solvers. In *Proceedings of 2011 International Conference for High Performance Computing, Networking, Storage and Analysis*. ACM, 9.
- DUBEY, P., HANRAHAN, P., FEDKIW, R., LENTINE, M., AND SCHROEDER, C. 2011. Physbam: Physically based simulation. In *ACM SIGGRAPH 2011 Courses*. ACM, 10.
- FOLEY, T. AND HANRAHAN, P. 2011. Spark: Modular, composable shaders for graphics hardware. In *ACM SIGGRAPH 2011 Papers*. SIGGRAPH '11. ACM, New York, NY, USA, 107:1–107:12.
- GOODNIGHT, N. 2007. Cuda/opengl fluid simulation. *NVIDIA Corporation*.
- HANRAHAN, P. AND LAWSON, J. 1990. A language for shading and lighting calculations. In *Proceedings of the 17th Annual Conference on Computer Graphics and Interactive Techniques*. SIGGRAPH '90. ACM, New York, NY, USA, 289–298.
- HAWKINS, P., AIKEN, A., FISHER, K., RINARD, M., AND SAGIV, M. 2011. *Data representation synthesis*. Vol. 46. ACM.
- HECHT, F. 2012. New development in freefem++. *J. Numer. Math.* 20, 3–4, 251–265.
- HEGARTY, J., BRUNHAVER, J., DEVITO, Z., RAGAN-KELLEY, J., COHEN, N., BELL, S., VASILYEV, A., HOROWITZ, M., AND HANRAHAN, P. 2014. Darkroom: Compiling high-level image processing code into hardware pipelines. *ACM Trans. Graph.* 33, 4 (July), 144:1–144:11.
- IERUSALIMSKY, R., DE FIGUEIREDO, L. H., AND CELES, W. 2011. Passing a language through the eye of a needle. *Communications of the ACM* 54, 7, 38–43.
- KARLIN, I., BHATELE, A., CHAMBERLAIN, B. L., COHEN, J., DEVITO, Z., GOKHALE, M., HAQUE, R., HORNING, R., KEASLER, J., LANEY, D., LUKE, E., LLOYD, S., MCGRAW, J., NEELY, R., RICHARDS, D., SCHULZ, M., STILL, C. H., WANG, F., AND WONG, D. 2012. Lulesh programming model and performance ports overview. Tech. Rep. LLNL-TR-608824. December.
- KARLIN, I., BHATELE, A., KEASLER, J., CHAMBERLAIN, B. L., COHEN, J., DEVITO, Z., HAQUE, R., LANEY, D., LUKE, E., WANG, F., RICHARDS, D., SCHULZ, M., AND STILL, C. 2013. Exploring traditional and emerging parallel programming models using a proxy application. In *27th IEEE International Parallel & Distributed Processing Symposium (IEEE IPDPS 2013)*. Boston, USA.
- LUKE, E. A. 1999. Loci: A deductive framework for graph-based algorithms. In *Computing in Object-Oriented Parallel Environments*. Springer, 142–153.
- LUKE, E. A. AND GEORGE, T. 2005. Loci: A rule-based framework for parallel multi-disciplinary simulation synthesis. *J. Funct. Program.* 15, 3 (May), 477–502.
- MUDALIGE, G., GILES, M., THIYAGALINGAM, J., REGULY, I., BERTOLLI, C., KELLY, P., AND TREFETHEN, A. 2013. Design and initial performance of a high-level unstructured mesh framework on heterogeneous parallel systems. *Parallel Computing* 39, 11, 669 – 692.
- PROUDFOOT, K., MARK, W. R., TZVETKOV, S., AND HANRAHAN, P. 2001. A real-time procedural shading system for programmable graphics hardware. In *Proceedings of the 28th Annual Conference on Computer Graphics and Interactive Techniques*. SIGGRAPH '01. ACM, New York, NY, USA, 159–170.
- RAGAN-KELLEY, J., ADAMS, A., PARIS, S., LEVOY, M., AMARASINGHE, S. P., AND DURAND, F. 2012. Decoupling algorithms from schedules for easy optimization of image processing pipelines. *ACM Trans. Graph.* 31, 4, 32.
- SIN, F. S., SCHROEDER, D., AND BARBIČ, J. 2013. Vega: Non-linear fem deformable object simulator. *Computer Graphics Forum* 32, 1, 36–48.
- STAM, J. 1999. Stable fluids. In *Proceedings of the 26th annual conference on Computer graphics and interactive techniques*. ACM Press/Addison-Wesley Publishing Co., 121–128.

- STAM, J. 2009. Nucleus: Towards a unified dynamics solver for computer graphics. In *Computer-Aided Design and Computer Graphics, 2009. CAD/Graphics' 09. 11th IEEE International Conference on*. IEEE, 1–11.
- WILT, N. 2013. *The cuda handbook: A comprehensive guide to gpu programming*. Pearson Education.