

The Value of Conflict in Stable Social Networks

Pensri Pramukul,^{1,2} Adam Svenkeson,^{1,3} Bruce J. West,⁴ and Paolo Grigolini¹

¹Center for Nonlinear Science, University of North Texas,
P.O. Box 311427, Denton, Texas 76203-1427, USA

²Faculty of Science and Technology, Chiang Mai Rajabhat University,
202 Chang Phuak Road, Muang, Chiang Mai 50300, Thailand

³Army Research Laboratory, 2800 Powder Mill Road, Adelphi, MD 20783, USA

⁴Information Science Directorate, Army Research Office, Research Triangle Park, NC 27709, USA

A cooperative network model of sociological interest is examined to determine the sensitivity of the global dynamics to having a fraction of the members behaving uncooperatively, that is, being in conflict with the majority. We study a condition where in the absence of these uncooperative individuals, the contrarians, the control parameter exceeds a critical value and the network is frozen in a state of consensus. The network dynamics change with variations in the percentage of contrarians, resulting in a balance between the value of the control parameter and the percentage of those in conflict with the majority. We show that the transmission of information from a network B to a network A , with a small fraction of lookout members in A who adopt the behavior of B , becomes maximal when both networks are assigned the same critical percentage of contrarians.

The regulatory dynamics of the brain [1], the cardiovascular and other physiological systems [2], and indeed most biological/sociological networks appear to be poised at criticality [3]. The existence of phase transitions is so common, in part, because criticality is the most parsimonious way for a many-body system, with nonlinear interactions to exert self-control. Inhibitory links in neurophysiology and contrarians in sociology are the names given to interactions that evoke the disruption of organization and consensus, thereby suggesting that the well-being of either the brain or human society requires the containment of those negative agents. However, recent neurophysiological literature shows that this perspective may be overly restrictive, and that a sufficiently large concentration of inhibitory links may counter-intuitively have the beneficial effect of promoting a ceaseless activity [4], a characteristic that can provide evolutionary advantage.

One of the first explanations of abrupt social transitions in terms of criticality was made by Callen and Shapero in 1974 [5]. They put together the concepts of social imitation and critical behavior a generation before Gladwell popularized the concept of the tipping point [6]. In the sociological phenomenon of interest to us here the role of inhibitory links is played by individuals called *contrarians* [7]. More recently an interesting connection has been established between the action of contrarians and the property of frustration found in spin glasses [8, 9]. As the term frustration suggests, the action of contrarians is found to quench consensus or prevent its occurrence in accordance with the sociological conclusions of Crokidakis *et al.* [10]. However, we reach a different conclusion and find value in those individuals whose method of decision making are in conflict with the majority.

Herein the observation made in neurophysiology [4] is adapted to sociology using the decision making model (DMM). The complex network described by the DMM implements the echo response hypothesis, which assumes that the dynamic properties of a network of identical in-

dividuals is determined by individuals imperfectly copying the behavior of one another [11]. The effect of introducing contrarians into a cooperative social network is analyzed using a system of coupled two-state master equations. Using analytical calculations we show that in the presence of contrarians, increased cooperation effort, in the form of increased values of the DMM control parameter, is necessary to achieve consensus. At the same time, contrarians may promote a condition of ceaseless activity similar to that found in the cognitive context [4]. The maintenance of such a social state of alertness supports a kind of flexibility that has survival value. Recall the well-known phrase, often attributed to Thomas Jefferson, “Eternal vigilance is the price of liberty.”

With the growing evidence of phase transitions in biological and sociological systems, recent studies have turned to information-theoretic analyses of canonical models for more insight. For instance, Refs. [12–15] show that mutual information between elements peaks at the phase transition, while Ref. [16] shows that in the Ising model information flow between elements peaks in the disordered regime. Following a different but related approach, we study the transmission of information from one DMM network to another through cross-correlation measurements. We demonstrate that information transfer is maximally efficient when both systems are in a critical condition. This result is in accordance with earlier findings [17, 18], although here we point out that a non-vanishing fraction of contrarians is responsible for bringing the system to the critical point; information transfer would be negligible without those individuals in conflict with the majority present to disrupt the order in the system.

DMM network dynamics is a member of the Ising universality class and is found to be useful for describing phenomena related to social group behavior [11, 19]. The network model is based on the dynamics of single individuals selecting one of two options. Denoting the two options as $+1$ and -1 , the i -th individual generates the

stochastic time series $s^{(i)}(t) = \pm 1$. Using the Gibbs perspective this time series is analyzed using the solution to the two-state master equation

$$\begin{aligned}\frac{d}{dt}p_1^{(i)}(t) &= -\frac{1}{2}g_{12}^{(i)}(t)p_1^{(i)}(t) + \frac{1}{2}g_{21}^{(i)}(t)p_2^{(i)}(t) \\ \frac{d}{dt}p_2^{(i)}(t) &= -\frac{1}{2}g_{21}^{(i)}(t)p_2^{(i)}(t) + \frac{1}{2}g_{12}^{(i)}(t)p_1^{(i)}(t),\end{aligned}\quad (1)$$

where the +1 and -1 options have been labeled 1 and 2 respectively. The time dependent transition rates $g_{12}^{(i)}(t)$ and $g_{21}^{(i)}(t)$ determine the production of decision events for the i -th individual. At the moment of making a decision the single individual tosses a coin to decide whether to keep the same opinion or to change her mind, hence the factors of $1/2$ present in the master equation. Although this implies a random decision, the interaction with the other individuals may prolong or shorten the time necessary to make a decision, thereby generating a bias toward one of the two choices.

For notational simplicity let us describe the behavior of the i -th individual omitting the superscript i , while keeping in mind for now that this is a single individual and that there are $N - 1$ other individuals in the network. The transition rate from state |1⟩ to state |2⟩ reads $g_{12} = g \exp[-K(M_1 - M_2)/M]$, where M is the number of individuals linked to the i -th individual, M_1 is the number of its neighbors in the state |1⟩ and M_2 the number of its neighbors in the state |2⟩. When the interaction coupling parameter K vanishes, the i -th individual generates a Poisson sequence $s(t)$ with decision events generated at the fixed rate g . When $K > 0$ the i -th individual cooperates with her neighbors. That is, when the i -th individual is in the state |1⟩ and the majority of her neighbors share this state, the rate of her decision event productions decreases, thereby indicating that the i -th individual is likely to remain in the state |1⟩ for a more extended time than in the absence of interaction. The same cooperative prescription holds true when the i -th individual is in the state |2⟩, leading in this case to $g_{21} = g \exp[-K(M_2 - M_1)/M]$ and indicating that if the majority of her neighbors are in the state |1⟩ the i -th individual makes decisions with a faster rate, thereby reducing her sojourn time in the state |2⟩.

In this article we adopt the all-to-all (ATA) coupling condition, which assigns to all the individuals the same number of neighbors, $M = N - 1$, where N denotes the total number of network members. Since the total number of members usually satisfies $N \gg 1$, we set $M = N$. Under the ATA coupling condition all the individuals are described by only two transition rates.

The mean field of the network,

$$\xi(t) = \frac{1}{N} \sum_{i=1}^N s^{(i)}(t) = \frac{N_1(t) - N_2(t)}{N}, \quad (2)$$

becomes identical to a probability difference in the limit $N \rightarrow \infty$ where $p_i = N_i/N$; $i = 1, 2$. Defining this

probability difference as $x \equiv p_1 - p_2$, the master equation describing the mean field behavior of an ATA DMM, consisting of an infinite number of cooperative individuals, becomes

$$\frac{dx}{dt} = \frac{g}{2}(e^{Kx} - e^{-Kx}) - \frac{g}{2}(e^{-Kx} + e^{Kx})x. \quad (3)$$

The equilibrium value of the mean field can be determined by setting the left-hand side of Eq. (3) equal to zero, which yields the equation for the equilibrium value of the mean field: $x_{eq} = \tanh(Kx_{eq})$. A second-order phase transition occurring in the cooperative system at $K = 1$ can be predicted as follows. If we make the assumption that at the phase transition the equilibrium value of x is very close to zero, then using the Taylor series expansion of the hyperbolic tangent gives us $x_{eq} = Kx_{eq}$, which is compatible with a small but non-vanishing solution only for $K = 1$.

An individual is a contrarian if she is inclined to make a decision that is the opposite of the one made by her neighbors [7]. Thus, for instance, the g_{12} transition rate would become $g_{12} = g \exp[K(M_1 - M_2)/M]$, and the g_{21} transition rate would become $g_{21} = g \exp[-K(M_1 - M_2)/M]$. By following the same line of reasoning as that generating Eq. (3) we obtain for an ATA DMM of contrarians

$$\frac{dy}{dt} = \frac{g}{2}(e^{-Ky} - e^{Ky}) - \frac{g}{2}(e^{Ky} + e^{-Ky})y. \quad (4)$$

We use the variable y to denote the mean field of contrarians for the purpose of distinguishing contrarians from cooperators. Recall that the variable x is associated with individuals that are cooperators.

When all the people in the network are contrarians, the network remains close to the condition of a vanishing mean field. In fact, the Taylor series expansion of the hyperbolic tangent in the solution now yields $y_{eq} = -Ky_{eq}$, which implies that the network remains fixed at the equilibrium value $y_{eq} = 0$, independently of the value K of the interaction strength.

We note however, see Fig. 1, that in a network with only a small concentration of contrarians that a phase transition occurs with the important symmetry property $y = -x$, indicating that the mean field of contrarians y has the same intensity as the mean field of cooperators x , but with the opposite sign. We are thus led to examining the condition where the global field z , with a fraction q of the individuals being contrarians, is expressed by $z = (1 - q)x + qy$, which, using symmetry, becomes $z = (1 - 2q)x$. The master equations for the cooperators can then be written

$$\frac{dx}{dt} = g \sinh[K(1 - 2q)x] - gx \cosh[K(1 - 2q)x], \quad (5)$$

and the master equation for the contrarians as

$$\frac{dy}{dt} = -g \sinh[K(1 - 2q)x] - gy \cosh[K(1 - 2q)x]. \quad (6)$$

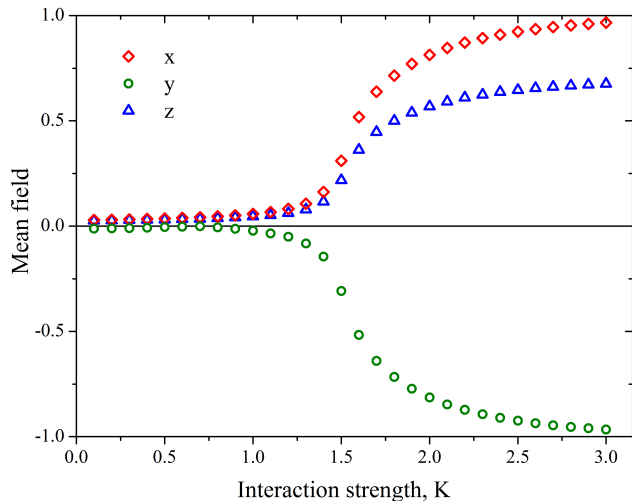


FIG. 1: Mean fields of the ATA DMM networks. The diamonds refer to the mean field of cooperators (x), the circles to the mean field of contrarians (y), and the triangles to the global mean field (z). $N = 10^3$ units, $g = 0.01$, and $q = 0.15$. Note that the mean field of contrarians is opposite to the mean field of cooperators.

Note that the arguments of the exponential functions coincide with the global field z , which is perceived by both cooperators and contrarians, but contrarians react oppositely to that of the majority reaction to the global field z . In fact, Eq. (6), determining the time evolution of y , is obtained by replacing K with $-K$ in the exponential functions of Eq. (5) representing the influence of the neighbors on the decisions of single individuals.

We see that, as expected, the equilibrium condition generated by Eqs. (5) and (6) is $x_{eq} = \tanh(K'x_{eq}) = -y_{eq}$, where $K' \equiv K(1 - 2q)$. It is evident that a phase transition occurs following the same mathematical prescription as in the absence of contrarians with the main difference being that the critical value of K is now given by

$$K_c(q) = \frac{1}{1 - 2q}. \quad (7)$$

Consequently, the critical control parameter increases in value as the fraction of contrarians increases and the interaction effort necessary to make a social decision in the presence of 50% contrarians becomes infinitely large. Therefore consensus cannot be reached beyond the limit of 50% contrarians.

Fig. 2 illustrates the formation of a social decision in a diverse social network, having a mixture of cooperators and contrarians, and the required strength of interaction coupling is in agreement with Eq. (7). The figure shows that when the network is in the supercritical condition in the absence of contrarians, the action of an increasing number of contrarians has the effect of shifting the network dynamics down towards the critical point. Inverting

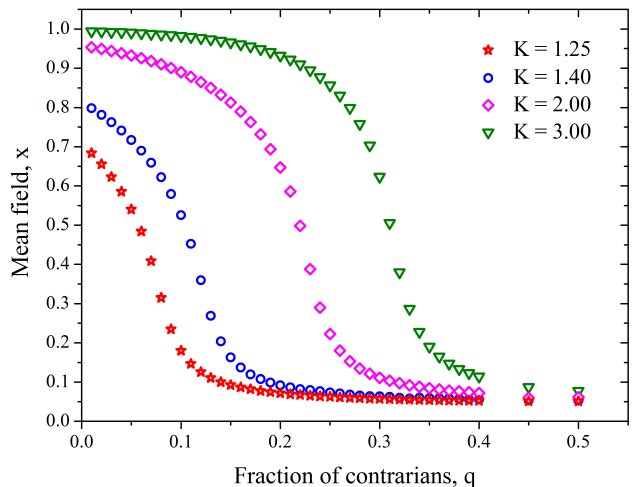


FIG. 2: The mean field of cooperators (x) with different fractions of contrarians (q) in the ATA DMM network of 10^3 units with $g = 0.01$. Increasing the fraction of contrarians has the effect of turning the supercritical into critical condition for a convenient fraction of contrarians.

Eq. (7) to obtain q yields

$$q_c(K) = \frac{1}{2} \left(1 - \frac{1}{K} \right), \quad (8)$$

indicating that if the interaction strength K is a fixed property of the network, there exists a specific fraction of contrarians q_c that will bring the network to the critical point. Thus, the network dynamics can be adjusted to operate at the critical point in three distinct ways: 1) with no contrarians, a subcritical interaction strength can be increased to a critical value; 2) with no contrarians, a supercritical interaction strength can be decreased to a critical value and 3) for a fixed interaction strength above the critical value, the fraction of contrarians can be increased to the critical point for the network dynamics.

West *et al.* [20] hypothesized that the maximum information between complex networks occurs when the complexity of the two networks, as measured by their respective inverse power law indices, match one another. In the present context this hypothesis is tied to the criticality of the network dynamics, since the time intervals between decision events display inverse power law behavior at criticality [11]. Moreover, the interesting discovery was made that the transmission of information from a driving complex network B to a driven network A becomes maximally efficient when the two networks are at criticality [17, 18], that is, when they are maximally complex. Here we show that when the percentage of contrarians induces criticality according to the theory presented above, the condition of maximal efficiency for the transfer of information is realized.

We consider two identical ATA DMM social networks each with $N = 10^3$ individuals, with their interaction strength fixed at $K = 1.25$. Note, that Eq. (8) predicts

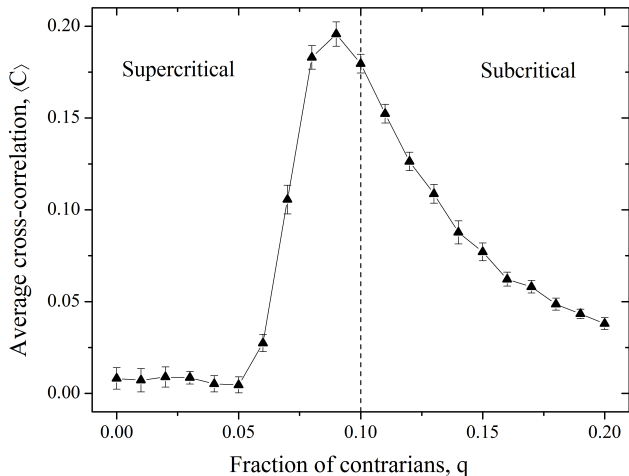


FIG. 3: The cross-correlation function ($\langle C \rangle$) between two predominantly cooperative networks (the ATA DMM networks with $g = 0.01$ and $K = 1.25$) versus the fraction of contrarians (q). Each network shows a sharp peak in the vicinity of the predicted value.

an interaction strength with 10% contrarians is necessary to realize criticality. To connect the driving network B to the driven network A , we introduce into network A an additional 20 “lookout” individuals that track the global field of network B [21]. This choice of coupling between the two networks was inspired by a recent experiment [22] where the signal from a few electrodes implanted in the brain of a rat B is the information transmitted directly to the brain of rat A , the whiskers of which, quite surprisingly, synchronize with those of rat B .

Keeping an equal fraction of contrarians q in both networks, we evaluate the cross-correlation between network A and network B for various q values [21]. Fig. 3 shows that the transmission of information from network B to network A becomes maximally efficient at $q = 0.09$. The numerical value for the peak of the cross-correlation curve is near the theoretical value $q_c = 0.1$, predicted by Eq. (8) on the basis of the conjecture that criticality maximizes the efficiency of the information transport. One possible reason for the slight discrepancy between the numerical results and the value expected from theory is that Eq. (8) does not account for the presence of lookout individuals in the DMM network. A fraction of lookout individuals p creates the effective interaction strength $K_p = K(1 - p)$ [21]. For the numerical simulations we have $p = 20/1020$ leading to $K_p \approx 1.225$. Replacing K by K_p in Eq. (8) yields $q_c = 0.092$ for the critical fraction of contrarians, refining the agreement with the results depicted in Fig. 3.

We also see from Fig. 3, that when the concentration of contrarians tends to vanish, the transmission of information between networks becomes very small. This is so because the social system falls in the supercritical condition, which is not resilient and is unsuitable to address crucial issues. As a relevant example we have in mind

the debate on setting a limit to the extraction of energy resources so as not to leave the future generations empty handed [23]. We believe that criticality corresponds to the condition of full democracy that according to the authors of Ref. [23] would be necessary to promote the energy sustainability of future generations, and we imagine that this promotion may be realized through a flow of information from one social network at criticality to another in the same democratic condition. On the other hand, a fraction of contrarians larger than the critical concentration q_c of Eq. (8), realizing the subcritical condition, is still compatible with a significant transmission of information, due to the distinctly asymmetric shape of $\langle C \rangle$ as a function of q . Although our theoretical approach does consider information flow in the same manner as the recent work of Barnett *et al.* [16], it shows that the contrarian-induced disorder favors information transmission.

While the results of the present article lend support to the attractive discovery of the neural benefits of inhibitory links in cognitive networks [4], our findings have a distinct sociological significance as well. They suggest a kind of equivalence between two apparently quite different forms of complexity, one of neurophysiological interest [4] and the other of sociological interest, the latter pertaining to the ATA DMM used herein.

The peaking of the cross-correlation function in Fig. 3 indicates that the concentration of contrarians within a network can be used to establish a form of resonance between a driven and a driving network, a central result of this paper. When the concentration q is assigned the critical value forcing the network to transition from a disordered state to the condition when consensus is possible, the two networks establish a kind of synchronization.

The intensity of the cross-correlation becomes negligible for values of q smaller than the critical value, with the network freezing in a rigid consensus with a locked-in dependence among individuals, this being a condition of flawed democracy [23]. Making q larger than the critical value in the limiting case of a very large concentration of contrarians has the effect of allowing the individuals to recover their Poisson behavior, signaling the statistical independence between individuals. However, for an extended range of concentration of contrarians exceeding the critical value, the single units while recovering their freedom are still sensitive to criticality and a significant amount of information transmission is possible.

We restricted the discussion of diversity to the mixture of cooperators and contrarians in its simplest form, the ATA condition, using a mean field approach. Moving away from the ATA condition, to a lattice or generic network, introduces significantly different global behavior. Specifically, the role of frustration must be considered, as reaching consensus depends also on the topology of the distribution of contrarians with some configurations favoring and others obstructing criticality. This more complicated scenario could be analyzed using a heterogeneous mean field theory approach.

Acknowledgements

P.P., A.S., and P.G. warmly thank ARO and Welch for their support through Grants No. W911NF-11-1-0478

and No. B-1577, respectively.

-
- [1] D. R. Chialvo, *Nature Physics* **6**, 744 (2010).
- [2] B. J. West, *Where Medicine Went Wrong*, (World Scientific, Singapore, 2006).
- [3] T. Mora and W. Bialek, *J. Stat. Phys.* **144**, 268 (2011).
- [4] D. B. Larremore, W. L. Shew, E. Ott, F. Sorrentino, and J. G. Restrepo, *Phys. Rev. Lett.* **112**, 138103 (2014).
- [5] E. Callen and D. Shapero, *Physics Today* **27**, 23 (1974).
- [6] M. Gladwell, *The Tipping Point*, (Little, Brown & Comp., Boston, 2000).
- [7] S. Galam, *Sociophysics: A Physicist's Modeling of Psycho-political Phenomena* (Springer, Berlin, 2012).
- [8] H. Hong and S. H. Strogatz, *Phys. Rev. E* **84**, 046202 (2011).
- [9] F. Ionita and H. Meyer-Ortmanns, *Phys. Rev. Lett.* **112**, 094101 (2014).
- [10] N. Crokidakis, V. H. Blanco, and C. Anteneodo, *Phys. Rev. E* **89**, 013310 (2014).
- [11] B. J. West, M. Turalska, and P. Grigolini, *Networks of Echoes: Imitation, Innovation and Invisible Leaders* (Springer, Berlin, 2014).
- [12] H. Matsuda, K. Kudo, R. Nakamura, O. Yamakawa, and T. Murata, *Int. J. Theor. Phys.* **35**, 839 (1996).
- [13] S.-J. Gu, C.-P. Sun, and H.-Q. Lin, *J. Phys. A: Math. Theor.* **41**, 025002 (2008)
- [14] R. T. Wicks, S. C. Chapman, and R. O. Dendy, *Phys. Rev. E* **75**, 051125 (2007).
- [15] A. S. Ribeiro, S. A. Kauffman, J. Lloyd-Price, B. Samuelsson, and J. E. S. Socolar, *Phys. Rev. E* **77**, 011901 (2008).
- [16] L. Barnett, J. T. Lizier, M. Harré, A. K. Seth, and T. Bossomaier, *Phys. Rev. Lett.* **111**, 177203 (2013).
- [17] F. Vanni, M. Luković, and P. Grigolini, *Phys. Rev. Lett.* **107**, 078103 (2011).
- [18] M. Luković, F. Vanni, A. Svenkeson, and P. Grigolini, *Physica A* **416**, 430 (2014).
- [19] M. Turalska, M. Luković, B. J. West, and P. Grigolini, *Phys. Rev. E* **80**, 021110 (2009).
- [20] B. J. West, E. L. Geneston, and P. Grigolini, *Physics Reports* **468**, 1-99 (2008).
- [21] See Supplemental Material at [URL will be inserted by publisher] for information about the numerical procedure for evaluating the cross-correlation between networks A and B , and for analytical calculations regarding the influence of lookout individuals on the critical point.
- [22] M. Pais-Vieira, M. Lebedev, C. Kunicki, J. Wang, and M. A. L. Nicolelis, *Scientific Reports* **3**, 1319 (2013).
- [23] O. P. Hauser, D. G. Rand, A. Peysakhovich, and M. A. Nowak, *Nature* **511**, 220 (2014).