

A STRONG SHALLOW HEAT SOURCE IN THE ACCRETING NEUTRON STAR MAXI J0556-332

ALEX DEIBEL^{1,2*}, ANDREW CUMMING^{2,3}, EDWARD F. BROWN^{1,2,4}, AND DANY PAGE^{2,5}

¹Department of Physics and Astronomy, Michigan State University, East Lansing, MI 48824, USA

²The Joint Institute for Nuclear Astrophysics - Center for the Evolution of the Elements, Michigan State University, East Lansing, MI 48824, USA

³Department of Physics, McGill University, 3600 rue University, Montreal, QC, H3A 2T8, Canada

⁴National Superconducting Cyclotron Laboratory, Michigan State University, East Lansing, MI 48824, USA

⁵Instituto de Astronomía, Universidad Nacional Autónoma de México, México D.F. 04510, Mexico

Draft version October 10, 2018

ABSTRACT

An accretion outburst in an X-ray transient deposits material onto the neutron star primary; this accumulation of matter induces reactions in the neutron star's crust. During the accretion outburst these reactions heat the crust out of thermal equilibrium with the core. When accretion halts, the crust cools to its long-term equilibrium temperature on observable timescales. Here we examine the accreting neutron star transient MAXI J0556-332, which is the hottest transient, at the start of quiescence, observed to date. Models of the quiescent light curve require a large deposition of heat in the shallow outer crust from an unknown source. The additional heat injected is $\approx 4\text{--}10$ MeV per accreted nucleon; when the observed decline in accretion rate at the end of the outburst is accounted for, the required heating increases to $\approx 6\text{--}16$ MeV. This shallow heating is still required to fit the lightcurve even after taking into account a second accretion episode, uncertainties in distance, and different surface gravities. The amount of shallow heating is larger than that inferred for other neutron star transients and is larger than can be supplied by nuclear reactions or compositionally driven convection; but it is consistent with stored mechanical energy in the accretion disk. The high crust temperature ($T_b \gtrsim 10^9$ K) makes its cooling behavior in quiescence largely independent of the crust composition and envelope properties, so that future observations will probe the gravity of the source. Fits to the lightcurve disfavor the presence of Urca cooling pairs in the crust.

Subject headings: dense matter — stars: neutron — X-rays: binaries — X-rays: individual (MAXI J0556-332)

1. INTRODUCTION

With the fading of the neutron star KS 1731-260 into quiescence in 2001, it was quickly realized that long-term monitoring of the quiescent light curve of quasi-persistent transients offers an opportunity to study the properties of dense matter (Ushomirsky & Rutledge 2001; Wijnands et al. 2001; Rutledge et al. 2002). During accretion onto a quasi-persistent transient, the continual compression of the crust induces electron capture, neutron emission, and pycnonuclear reactions that release 1–2 MeV per accreted nucleon (Haensel & Zdunik 1990, 2008), heating the crust out of thermal equilibrium with the core. When accretion halts, the crust thermally relaxes back to the core temperature on observable timescales (Rutledge et al. 2002). This relaxation has been observed in long-term monitoring of several sources, including KS 1731-260 (Wijnands et al. 2001, 2002; Cackett et al. 2010), MXB 1659-29 (Wijnands et al. 2003, 2004; Cackett et al. 2008), XTE J1701-462 (Fridriksson et al. 2010, 2011) and EXO 0748-676 (Degenaar et al. 2009, 2014). Theoretical models of crust relaxation successfully reproduce quiescent cooling curves with interesting constraints on crust physics, such as the thermal conductivity of the inner crust (Shternin et al. 2007; Brown & Cumming 2009; Page & Reddy 2013; Horowitz et al. 2015; Turlione et al. 2015).

A surprising find is that the shallow outer crust where the local density is $\lesssim 10^{10}$ g cm⁻³ must be substantially heated with respect to the deeper neutron star crust in order to explain the temperatures observed in the first months of relaxation. In models of KS 1731-260 and MXB 1659-29, Brown & Cumming (2009) required an additional heat source of ≈ 1 MeV

at these depths. The physical source of this shallow heating is as yet unknown, but the need for it has also been inferred in studies of thermonuclear burning on accreting neutron stars (Cumming et al. 2006; Keek et al. 2008; in't Zand et al. 2012; Zamfir et al. 2014). Motivated by these findings, there have been extensive observational efforts to follow the light curves of other quasi-persistent transients at early times to catch the thermal relaxation of these shallow outer layers, e.g. IGR J17480-2446 (Degenaar et al. 2013).

In this paper, we present fits to the light curve of the transient source MAXI J0556-332 (hereafter MAXI) (Matsumura et al. 2011) which place the most demanding requirements yet on the shallow heat source. MAXI shows many similarities to the class of low mass X-ray binaries known as Z-sources (Homan et al. 2011; Sugizaki et al. 2013), which implies that the compact object is a neutron star accreting at near the Eddington rate and is at a large distance $\sim 46 \pm 15$ kpc, as determined from the observed flux (Homan et al. 2014). MAXI is by far the hottest quiescent neutron star in this class observed to date. An exponential fit to the declining temperature gives a large drop in temperature on a timescale comparable to the shortest timescales observed in other sources. The cooling curve of MAXI is reproduced naturally by crust models if a shallow heat source of $Q_{\text{shallow}} \approx 4\text{--}10$ MeV is included. The high crust temperature means that the physical conditions in the crust are in a different regime than the cooler sources such as KS 1731-260 and MXB 1659-29, making MAXI a particularly interesting test of the crust cooling scenario. The large temperature also allows us to constrain whether Urca cooling is operating in the outer crust where it is expected to balance crustal heating during accretion (Schatz et al. 2014).

In Section 2, we outline the crust thermal relaxation model

*deibelal@msu.edu

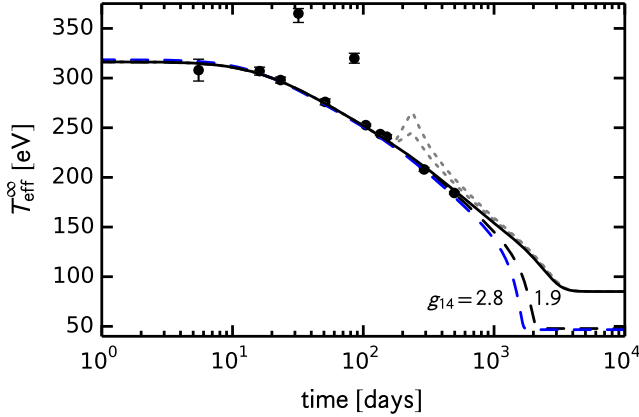


FIG. 1.— Model fit to the quiescent light curve of MAXI J0556-332. The solid black curve corresponds to a model with $M = 1.5 M_{\odot}$, $R = 11$ km, $Q_{\text{shallow}} = 6.0$ MeV, and $T_{\text{core}} = 10^8$ K; the dashed black curve is for the same model with $T_{\text{core}} = 3 \times 10^7$ K. The black dotted curves are light curves with a reheating event ≈ 170 days into quiescence for $Q_{\text{shallow}} = 6.0$ MeV (upper curve) and $Q_{\text{shallow}} = 3.0$ MeV (lower curve). The blue dashed curve is for a $M = 2.1 M_{\odot}$, $R = 12$ km neutron star fit to the observations by changing the shallow heating depth and strength. The data above the light curve are contamination from residual accretion. Note that $T_{\text{eff}}^{\infty} \propto g^{1/4}/(1+z)$ which leads to different observed core temperatures for different gravities.

and the fit to the MAXI light curve. In Section 3, we explore the sensitivity of our light curve fits to the assumptions, such as the distance to the source, accretion rate variations during outburst, and the choice of gravity. In Section 4, we use the MAXI light curve to constrain the presence of Urca cooling pairs. We discuss our results in Section 5, in particular the implications of such a strong heat source for models of the shallow heating mechanism.

2. CRUST THERMAL RELAXATION MODELS OF THE MAXI J0556-332 LIGHT CURVE

We solve the thermal evolution of the neutron star crust numerically by evolving the thermal diffusion equation. To provide a check on our results, we do this with two different numerical implementations. The first is the open-source code `dStar`¹ which solves the fully general relativistic heat diffusion equation for the crust using the method of lines, implemented using stiff ODE solvers in the MESA numerical library (Paxton et al. 2011, 2013). The second code `crustcool`², assumes a constant Newtonian gravity and applies a global redshift to the observer frame. This is a good approximation because the crust is thin and is more efficient computationally for fitting purposes. To perform Markov chain Monte Carlo fits, we have coupled the `crustcool` calculations to the `emcee` code (Foreman-Mackey et al. 2013). The microphysics input in both codes (equation of state, thermal conductivity, superfluid critical temperatures, and neutrino emissivities) is similar and follows Brown & Cumming (2009).

The temperature T_b at the top of the computational grid (typically taken at a column depth $y = 10^{10}$ g cm⁻²) is mapped to the photosphere temperature T_{eff} using a separately computed set of envelope models with a helium top-layer and iron bottom-layer (following Brown et al. 2002). At the temperatures observed for MAXI, the $T_{\text{eff}} - T_b$ relation is insensitive to the helium mass in the envelope. Whereas Brown & Cumming (2009) held T_b fixed during accretion to simulate the effect of a shallow heat source, we instead include the heat

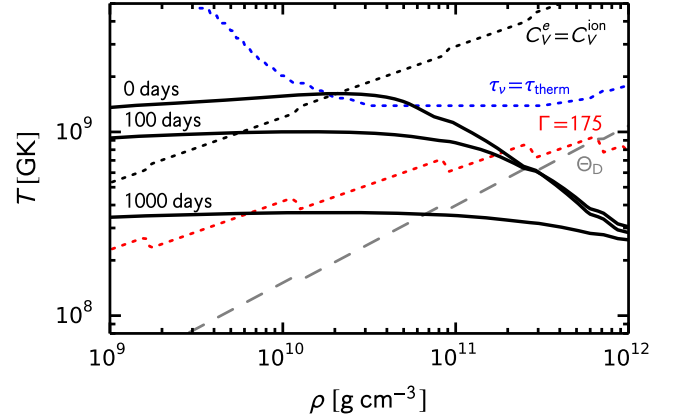


FIG. 2.— Solid black curves indicate the evolution of the crust temperature during quiescence for the $M = 1.5 M_{\odot}$ and $R = 11$ km model, shown in Figure 1. The red dotted curve is the melting line of the crust ($\Gamma = 175$) for the crust composition in Haensel & Zdunik (1990), the black dotted curve is the transition from an electron-dominated heat capacity to an ion-dominated heat capacity ($C_V^e = C_V^{\text{ion}}$), and the blue dotted curve is where the local neutrino cooling time is equal to the thermal diffusion time ($\tau_v = \tau_{\text{therm}}$). The gray dashed curve shows the lattice Debye temperature Θ_D ; when $T \ll \Theta_D$ electron-impurity scattering influences the thermal conductivity.

source directly and allow T_b to evolve as accretion proceeds. The shallow heat source is uniformly distributed in $\log y$ centered on a value $y_h = 6.5 \times 10^{13}$ g cm⁻² ($\rho \approx 1.2 \times 10^{10}$ g cm⁻³) and ranging from $y_h/3$ to $y_h \times 3$. The strength of shallow heating is assumed to vary proportionally with the accretion rate.

To fit the cooling light curve, we assume that a $M = 1.5 M_{\odot}$ and $R = 11$ km neutron star accreted at the local Eddington rate $\dot{m} = \dot{m}_{\text{Edd}} \equiv 8.8 \times 10^4$ g cm⁻² s⁻¹ for 16 months, matching the duration of the MAXI outburst (Homan et al. 2014), before cooling began. We find that the subsequent cooling of the crust naturally reproduces the shape of the light curve if we include a strong shallow heat source. The solid curve in Figure 1 shows a model with a $Q_{\text{shallow}} = 6.0$ MeV heat source (the other curves will be discussed in Section 3). The temperature at the top of the crust reaches $T_b \approx 2 \times 10^9$ K by the end of outburst, as shown in Figure 2. At the high temperatures found in the crust of MAXI the electron thermal conductivity is controlled by electron-ion and electron-phonon scattering in the liquid and solid phase, respectively. It is only when $T \ll \Theta_D$, where Θ_D is the lattice Debye temperature, that electron-impurity scattering influences the thermal conductivity. In MAXI, the crust temperature is always well above Θ_D and electron-impurity scattering plays no role in the thermal conductivity. Therefore, we set the impurity parameter, which determines the electron-impurity scattering contribution to the thermal conductivity, to be $Q_{\text{imp}} = 1$.

A few analytic estimates help outline the location and strength of shallow heating needed to explain the light curve. The break in the light curve at ≈ 10 – 20 days into quiescence occurs when the inward propagating cooling front reaches the shallow heating depth (i.e., the peak of the crust temperature profile). The time for the region of the crust with mass density ρ to cool is its thermal time, $\tau_{\text{therm}} = (1/4)[\int_z (\rho C_V/K)^{1/2} dz']^2$ (Henyey & L’Ecuyer 1969), where C_V is the specific heat and K is the thermal conductivity given by $K = (\pi^2/3)(n_e c^2 k_B^2 T/E_F \nu)$ with n_e the electron density, E_F the electron Fermi energy, and ν the electron collision frequency. Brown & Cumming (2009) showed that $\tau_{\text{therm}} \propto \rho$, independent of temperature, when the heat capacity is dominated by the ions in the solid lattice and electron-phonon scat-

¹ <https://github.com/nworbde/dStar>

² <https://github.com/andrewcumming/crustcool>

tering dominates the thermal conductivity (see Equation (9) of Brown & Cumming 2009). The physical conditions appropriate for the early phase of the MAXI cooling curve are quite different because the temperatures reached during outburst are high enough to melt the crust at densities $\rho \lesssim 2 \times 10^{11} \text{ g cm}^{-3}$. The appropriate choices for C_V and ν are then the electron heat capacity $C_V^e = \pi^2 (Z/A) (k_B/m_p) (k_B T/E_F)$ and electron-ion scattering $\nu = \nu_{ei} = 4e^4 (E_F/c^2) Z \Lambda_{ei} / 3\pi \hbar^3$ (Yakovlev & Urpin 1980), where the electron Fermi energy is $E_F = 3.7 \text{ MeV} (\rho_9 Y_e / 0.4)^{1/3}$ and $\Lambda_{ei} \approx 1$ is the Coulomb logarithm. The resulting thermal time is

$$\tau_{\text{therm,liquid}}^{\infty} \approx 1.2 \text{ days } \rho_9 \left(\frac{g_{14}}{2} \right)^{-2} \left(\frac{Y_e}{0.4} \right)^3 \left(\frac{Z}{34} \right) \left(\frac{1+z}{1.24} \right), \quad (1)$$

where we introduce the parameters $g_{14} \equiv g/10^{14} \text{ cm s}^{-2}$ and $g = (1+z)GM/R^2$, where $1+z = (1 - 2GM/(Rc^2))^{-1/2}$ redshifts to an observer frame at infinity. Interestingly, the temperature independent scaling $\tau_{\text{therm}} \propto \rho$ still holds in this case³. The shallow heat source needs to be located at a density $\sim 10^{10} \text{ g cm}^{-3}$ for the light curve to break at tens of days, consistent with the break in the MAXI light curve. Rearranging Equation (1), and using the fact that the electrons are degenerate, gives the pressure at the heating depth

$$P_{h,28} \approx 1.5 \left(\frac{t}{20 \text{ days}} \right)^{4/3} \left(\frac{g_{14}}{2} \right)^{8/3} \left(\frac{Y_e}{0.4} \right)^{-8/3} \left(\frac{34}{Z} \right)^{4/3}, \quad (2)$$

in units of $P_{28} \equiv 10^{28} \text{ ergs cm}^{-3}$, where t is the time of the break in the light curve tens of days into quiescence.

To estimate the strength of the shallow heating, we first use the $T_{\text{eff}}-T_b$ relation for an iron envelope from Gudmundsson et al. (1982), which is approximately correct at these high temperatures, to obtain the temperature at the heating depth

$$T_b = 1.2 \times 10^9 \text{ K} \left(\frac{T_{\text{eff},\infty}}{300 \text{ eV}} \right)^{1.82} \left(\frac{g_{14}}{2} \right)^{-9/20}. \quad (3)$$

Because most of the heat is transported inward, we can estimate the heating required to maintain this temperature using the inward flux $F \approx KT/H$, where $H = P/\rho g = 1.5 \times 10^3 \text{ cm } y_{12}^{1/4} (g_{14}/2)^{-3/4} (Y_e/0.4)$ is the pressure scale height and the column depth is $y \approx P/g$. The heating required to maintain the inward flux is

$$Q_{\text{in}} = 3.4 \text{ MeV u}^{-1} P_{28}^{1/4} \left(\frac{T_{\text{eff},\infty}}{300 \text{ eV}} \right)^{1.82} \left(\frac{\dot{m}}{\dot{m}_{\text{Edd}}} \right)^{-1} \left(\frac{g_{14}}{2} \right)^{11/20}, \quad (4)$$

which agrees well with the values we find in the numerical model. At the relevant temperatures $\gtrsim 10^9 \text{ K}$, given by Equation (3), neutrino cooling can be important, making Equation (4) a lower limit on the heating strength. To illustrate this, we show in Figure 2 the temperature where the local neutrino cooling timescale is comparable to the thermal time of the layer.

³ Since $C_V^e/C_V^{\text{ion}} = 0.82(Z/34)^{8/3}(T/T_{\text{melt}})$ (see Fig. 2), the outer crust is either mostly liquid with a heat capacity dominated by electrons, or mostly solid with a heat capacity dominated by ions. In general, therefore, $\tau_{\text{therm}} \propto \rho$ and is independent of temperature.

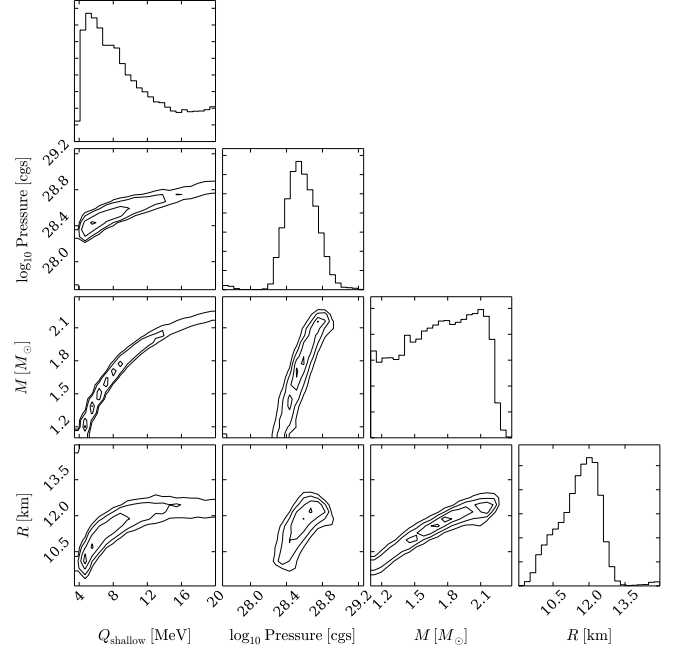


FIG. 3.— Markov chain Monte Carlo fits of *crustcool* to the quiescent light curve of MAXI J0556-332. The contours show the isodensity surfaces of the likelihood \mathcal{L} , corresponding to $\sqrt{-2\ln\mathcal{L}} = 0.5, 1, 1.5, 2$, for the neutron star mass M , radius R , pressure at the shallow heating depth P_h , and the shallow heating strength Q_{shallow} . The scalings of P_h and Q_{shallow} with M and R are show in Section 2.

3. DEPENDENCE ON GRAVITY, DISTANCE, OUTBURST DECAY, AND REFLARING

Given that the strength of the heat source is much larger than the 1–2 MeV typically discussed for crust heating, we now check the sensitivity of the parameters of the shallow heat source to the various assumptions that go into the model.

The depth and strength of the heating is sensitive to the choice of neutron star mass and radius. To investigate this further, we fit the light curve using *emcee* and *crustcool* with a broad prior on M and R as well as a 0–20 MeV prior on the shallow heating strength. The results of these models can be seen in Figure 3 and example light curves can be seen in Figure 1 for $g_{14} = 1.9$ (black dashed curve) and $g_{14} = 2.7$ (blue dashed curve). The most probable solutions are for $1.4 M_{\odot} \lesssim M \lesssim 2.2 M_{\odot}$ and $10 \text{ km} \lesssim R \lesssim 12.5 \text{ km}$. In general, the higher gravity solutions are better fits to the observations, but require more shallow heating. For example, changing gravity from 1.11 to $2.43 \times 10^{14} \text{ cm s}^{-2}$ increases the heating strength required by almost a factor of 2, and increases the heating depth by almost a factor of 8. There is a tail of solutions up to $Q_{\text{shallow}} \approx 20 \text{ MeV}$ because neutrino production at $T_b \gtrsim 2 \times 10^9 \text{ K}$ consumes most of the deposited heat and prevents the crust from becoming appreciably hotter. In particular, solutions where $Q_{\text{shallow}} \gtrsim 10 \text{ MeV}$ are allowed because of neutrino cooling in the outer crust. However, solutions where $Q_{\text{shallow}} \lesssim 4 \text{ MeV}$ are not allowed.

As suggested by Homan et al. (2014), the need for a strong shallow heat source is not affected by the choice of distance to the source, which has a large uncertainty $d = 46 \pm 15 \text{ kpc}$. The choice of distance does alter the fit parameters for the light curve, but a strong shallow heat source is always required. For example, if we move a $g_{14} = 1.11$ source closer, to $d = 10 \text{ kpc}$, T_{eff}^{∞} decreases by a factor of 1.8 (see Homan et al.

(2014); Table 4) suggesting that less heating would be needed. Moving the source closer also decreases the inferred accretion rate, however, so if the shallow heating is proportional to accretion rate, the the heat released per accreted nucleon must actually increase to compensate. The result is that we need to increase the shallow heating from $Q_{\text{shallow}} \approx 3.5$ MeV to ≈ 4.3 MeV at a shallower depth ($y \approx 10^{13}$ g cm $^{-2}$) to match the light curve.

We have also investigated the effect of the outburst behavior on our conclusions. The accretion rate did not turn off instantaneously at the end of the outburst, but instead the luminosity dropped exponentially with an e-folding time of ≈ 3 days for the last ≈ 14 days of the outburst (Homan et al. 2014). Assuming that the accretion rate drops on a similar timescale at the end of the outburst and that the shallow heating drops proportionately to the instantaneous accretion rate changes the shape of the early quiescent light curve. Because the net crustal heating decreases proportionally with the accretion rate the star enters quiescence slightly *cooler* than it would without the exponential accretion decay. That is, the thermal timescale at the heating depth (Equation 1) is comparable to the turnoff time, so that as the accretion rate drops, the temperature of the cooling layer is affected by the falling accretion rate. The fact that the layer remained hot during the final phase of the outburst places a lower limit on the depth of the heat source. The net effect of the accretion decay is to increase the shallow heating required to fit the early light curve; for the $M = 1.5 M_{\odot}$ and $R = 11$ km model in Section 2, we find $Q_{\text{shallow}} \approx 8.0$ MeV is needed instead of 6.0 MeV.

About 170 days into quiescence, the luminosity of MAXI increased to a level similar to that observed at the end of the outburst for about 60 days (Homan et al. 2014). To model the reheating event, we ran a model that accretes at $\dot{m} \approx 0.5 \dot{m}_{\text{Edd}}$ for 60 days after a 170 day initial cooling phase and contains a shallow heating source. Figure 1 shows the reheating light curves for two values of the shallow heating, $Q_{\text{shallow}} = 6.0$ MeV (upper dotted curve) and $Q_{\text{shallow}} = 3.0$ MeV (lower dotted curve). The reheated models overshoot the observations hundreds of days into quiescence and the light curve deviation lasts ≈ 500 days before returning to the cooling behavior seen prior to the reflare. We conclude that the shallow heating does not operate at the same strength during the reflare as it does during the main outburst. This implies that the shallow heating rate is not simply proportional to the accretion rate as assumed in current thermal relaxation models.

4. CONSTRAINT ON URCA COOLING

The high crust temperature makes MAXI an ideal laboratory to investigate a newly discovered, potentially strong, cooling mechanism in the shallow outer crust: neutrino emission by cycles of e^{-} -capture and β^{-} -decay on specific pairs of nuclei (Schatz et al. 2014). In a crust composed of the ashes of either X-ray bursts or superbursts, the neutrino emission from Urca pairs is sufficient to balance crust heating if the crust temperature is $\gtrsim 2 \times 10^8$ K, well below the temperatures expected in MAXI. Confirmation of the existence of this neutrino cooling would have strong implications for our understanding of superbursts and intermediate-duration bursts (in’t Zand et al. 2005).

Urca cooling pairs appear in the composition over the density range $\rho \approx 10^{10} - 10^{11}$ g cm $^{-3}$ and have neutrino luminosities between $L_{\nu} \approx 10^{36} - 10^{37}$ ergs s $^{-1}$ (Schatz et al. 2014). To approximate the pair parameter space we insert Urca cooling shells at $y/y_h = 3.4, 6.7, 17, 43, 140$ (that cor-

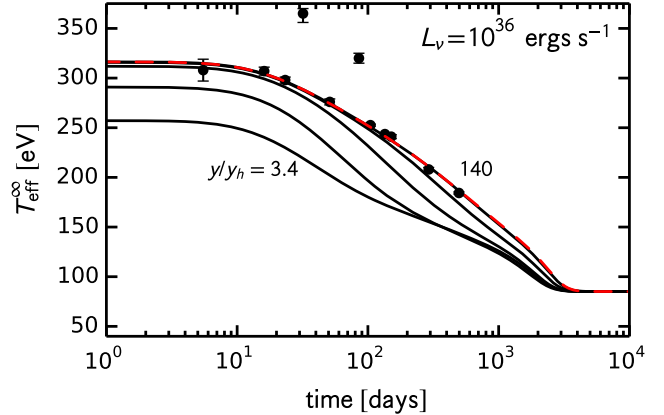


FIG. 4.— Model fit to the cooling curve from dStar with Urca shells. The crust model is for a $M = 1.5 M_{\odot}$, $R = 11$ km neutron star with $Q_{\text{shallow}} = 6.0$ MeV. The light curve without Urca cooling is shown as a red dashed curve. Model light curves with Urca pairs, with $L_{\nu} = 10^{36}$ ergs s $^{-1}$, are shown as black curves. From left to right, shell depths are $y/y_h = 3.4, 6.7, 17, 43, 140$, that correspond to $\rho_{10} = 3, 5, 10, 20, 50$, respectively.

respond to $\rho_{10} = 3, 5, 10, 20, 50$, respectively, where $\rho_{10} = \rho/(10^{10} \text{ g cm}^{-3})$) that have a neutrino luminosity $L_{\nu} = 10^{36}$ ergs s $^{-1}$, while keeping all other values in the model fixed. The light curves with Urca cooling can be seen in Figure 4.

Urca cooling pairs have two effects on the crust temperature: (i) they create a local temperature minimum in the crust toward which heat is conducted from both above and below and (ii) they prevent shallow heating from being diffused to higher densities. In the case of MAXI, the effects of (ii) most significantly impact the light curve shape. In order for the crust to be hot enough to match the observations to date the shallow heating must be diffused into the deeper crust where $\rho \gtrsim 10^{11}$ g cm $^{-3}$. However, Urca shells located below $\rho \lesssim 2 \times 10^{11}$ g cm $^{-3}$ prevent a large portion of the shallow heat from being diffused deeper, making the crust too cool to agree with late-time observations around ≈ 100 – 1000 days (see Figure 4). An added complication is that the light curve behavior around $t \sim 1000$ days is degenerate in the model parameters, in particular, the gravity, core temperature, and degree of Urca cooling.

5. DISCUSSION

In this study, we fit the quiescent light curve of MAXI J0556-332 using crust thermal relaxation models. This source is the hottest quasi-persistent transient yet observed; the fits require a crust temperature $T_b \approx 2 \times 10^9$ K. For this reason, the thermal time in the shallow outer crust is about a factor of 2 shorter than the thermal time in cooler sources like KS 1731-260 and MXB 1659-29 (Brown & Cumming 2009). The crust temperature profile is initially steep when entering quiescence, and when combined with a short thermal time early in quiescence, leads to a short exponential decay time when compared to other sources, as noted by Homan et al. (2014). The thermal evolution in the solid crust is largely independent of our choice for Q_{imp} because the high crust temperature keeps the crust in a regime where electron-phonon scattering dominates over electron-impurity scattering ($T \gtrsim \Theta_D$). The high temperature makes the $T_{\text{eff}} - T_b$ relation largely independent of the light element mass in the envelope. The crust is hot enough to balance crust heating with Urca cooling (i.e., $T_b > 2 \times 10^8$ K) and Urca cooling sources impact the light curve shape when located $\lesssim 2 \times 10^{11}$ g cm $^{-3}$

(or within a factor of 20 in density of the shallow heat source). For this reason, the presence of Urca cooling pairs in MAXI is disfavored by the observations.

The 16 month outburst is sufficiently long to heat the crust out of thermal equilibrium, but the crust does not reach steady-state before the end of the outburst — XTE J1701-462 also did not reach steady-state during its 19 month outburst (Page & Reddy 2013). Despite the similar outburst accretion rate and outburst duration, MAXI enters quiescence much hotter than XTE J1701-462. Furthermore, XTE J1701-462 requires no shallow heating (Page & Reddy 2013) and this would suggest a fundamental difference between the two sources that allows the shallow heating mechanism to operate in MAXI and not in XTE J1701-462. Surprisingly, however, MAXI does not have large shallow heating during its 2 month reheating event — similar to the ≈ 2 month outburst seen in Swift J174805.3-244637 where the crust cooling can be fit without shallow heating (Degenaar et al. 2015). Interestingly, shallow heating is needed after a similar ≈ 2.5 month outburst in IGR J17480-2446 (Degenaar & Wijnands 2011; Degenaar et al. 2011, 2013).

MAXI requires more shallow heating than other sources; the ≈ 4 –10 MeV per accreted nucleon of shallow heating is larger than required in KS 1731-260 and MXB 1659-29, each requiring ≈ 1 MeV per accreted nucleon (Brown & Cumming 2009). This hints at an energy source much larger than the ≈ 0.2 MeV per accreted nucleon supplied by compositionally driven convection in the ocean (Medin & Cumming 2011, 2014) or the ≈ 2 MeV per accreted nucleon additional deep crustal heating possible given the uncertainties on the nuclear symmetry energy (Steiner 2012). The Keplerian energy of the accretion flow is ~ 80 MeV per accreted nucleon (at the inner-most stable circular orbit) and may plausibly provide the shallow heating. As suggested by Inogamov & Sunyaev (1999, 2010), gravitational modes excited in a differentially rotating envelope may dissipate energy deeper in the star. The mode energies are of the order required and the dissipation

of these modes in the shallow crust is worthy of future study with realistic ocean and crust models.

The high accretion rate during outburst, when combined with the large amount of shallow heating, brings the crust into a regime of stable helium burning for helium layers at $y \approx 2 \times 10^8 \text{ g cm}^{-2}$ (Bildsten & Brown 1997; Zamfir et al. 2014). During outburst, the crust also enters a regime of stable carbon burning for carbon layers at $y \gtrsim 10^{10} \text{ g cm}^{-2}$ (Cumming & Bildsten 2001). For this reason, an appreciable layer of carbon can not accumulate at the superburst ignition depth around $y \sim 10^{12} \text{ g cm}^{-2}$. There have been no type-I X-ray bursts or superbursts observed from MAXI to date, consistent with stable burning of helium and carbon. We predict that MAXI is unlikely to have either type-I X-ray bursts or superbursts if strong shallow heating occurs during subsequent accretion outbursts.

A.D. thanks Zach Meisel and Hendrik Schatz for useful discussions. Support for A.D. and E.F.B. was provided by the National Aeronautics and Space Administration through Chandra Award Number TM5-16003X issued by the Chandra X-ray Observatory Center, which is operated by the Smithsonian Astrophysical Observatory for and on behalf of the National Aeronautics Space Administration under contract NAS8-03060. A.C. is supported by an NSERC Discovery grant, is a member of the Centre de Recherche en Astrophysique du Québec (CRAQ), and an Associate of the CIFAR Cosmology and Gravity program. D. P. is partially supported by a grant from Mexican Conacyt (CB-2009-01, No. 132400). The authors are grateful for support received as part of the International Team on Neutron Star Crusts by the International Space Science Institute in Bern, Switzerland. This material is based upon work supported by the National Science Foundation under Grant No. PHY-1430152 (JINA Center for the Evolution of the Elements).

REFERENCES

- Bildsten, L., & Brown, E. F. 1997, *ApJ*, 477, 897
 Brown, E. F., Bildsten, L., & Chang, P. 2002, *ApJ*, 574, 920
 Brown, E. F., & Cumming, A. 2009, *ApJ*, 698, 1020
 Cackett, E. M., Brown, E. F., Cumming, A., Degenaar, N., Miller, J. M., & Wijnands, R. 2010, *ApJ*, 722, L137
 Cackett, E. M., Wijnands, R., Miller, J. M., Brown, E. F., & Degenaar, N. 2008, *ApJ*, 687, L87
 Cumming, A., & Bildsten, L. 2001, *ApJ*, 559, L127
 Cumming, A., Macbeth, J., in ’t Zand, J. J. M., & Page, D. 2006, *ApJ*, 646, 429
 Degenaar, N., Brown, E. F., & Wijnands, R. 2011, *MNRAS*, 418, L152
 Degenaar, N., & Wijnands, R. 2011, *MNRAS*, 414, L50
 Degenaar, N., et al. 2009, *MNRAS*, 396, L26
 —. 2013, *ApJ*, 775, 48
 —. 2014, *ApJ*, 791, 47
 —. 2015, *ArXiv e-prints*
 Foreman-Mackey, D., Hogg, D. W., Lang, D., & Goodman, J. 2013, *PASP*, 125, 306
 Fridriksson, J. K., et al. 2010, *ApJ*, 714, 270
 —. 2011, *ApJ*, 736, 162
 Gudmundsson, E. H., Pethick, C. J., & Epstein, R. I. 1982, *ApJ*, 259, L19
 Haensel, P., & Zdunik, J. L. 1990, *A&A*, 227, 431
 —. 2008, *A&A*, 480, 459
 Henyey, L., & L’Ecuyer, J. 1969, *ApJ*, 156, 549
 Homan, J., Fridriksson, J. K., Wijnands, R., Cackett, E. M., Degenaar, N., Linares, M., Lin, D., & Remillard, R. A. 2014, *ApJ*, 795, 131
 Homan, J., Linares, M., van den Berg, M., & Fridriksson, J. 2011, *The Astronomer’s Telegram*, 3650, 1
 Horowitz, C. J., Berry, D. K., Briggs, C. M., Caplan, M. E., Cumming, A., & Schneider, A. S. 2015, *Physical Review Letters*, 114, 031102
 Inogamov, N. A., & Sunyaev, R. A. 1999, *Astronomy Letters*, 25, 269
 —. 2010, *Astronomy Letters*, 36, 848
 in ’t Zand, J. J. M., Cumming, A., van der Sluis, M. V., Verbunt, F., & Pols, O. R. 2005, *A&A*, 441, 675
 in ’t Zand, J. J. M., Homan, J., Keek, L., & Palmer, D. M. 2012, *A&A*, 547, A47
 Keek, L., in ’t Zand, J. J. M., Kuulkers, E., Cumming, A., Brown, E. F., & Suzuki, M. 2008, *A&A*, 479, 177
 Matsumura, T., et al. 2011, *The Astronomer’s Telegram*, 3102, 1
 Medin, Z., & Cumming, A. 2011, *ApJ*, 730, 97
 —. 2014, *ApJ*, 783, L3
 Page, D., & Reddy, S. 2013, *Physical Review Letters*, 111, 241102
 Paxton, B., Bildsten, L., Dotter, A., Herwig, F., Lesaffre, P., & Timmes, F. 2011, *ApJS*, 192, 3
 Paxton, B., et al. 2013, *ApJS*, 208, 4
 Rutledge, R. E., Bildsten, L., Brown, E. F., Pavlov, G. G., Zavlin, V. E., & Ushomirsky, G. 2002, *ApJ*, 580, 413
 Schatz, H., et al. 2014, *Nature*, 505, 62
 Shternin, P. S., Yakovlev, D. G., Haensel, P., & Potekhin, A. Y. 2007, *MNRAS*, 382, L43
 Steiner, A. W. 2012, *Phys. Rev. C*, 85, 055804
 Strohmayer, T. E., & Brown, E. F. 2002, *ApJ*, 566, 1045
 Sugizaki, M., et al. 2013, *PASJ*, 65, 58
 Turlione, A., Aguilera, D. N., & Pons, J. A. 2015, *A&A*, 577, A5
 Ushomirsky, G., & Rutledge, R. E. 2001, *MNRAS*, 325, 1157
 Wijnands, R., Guainazzi, M., van der Klis, M., & Méndez, M. 2002, *ApJ*, 573, L45

Wijnands, R., Homan, J., Miller, J. M., & Lewin, W. H. G. 2004, *ApJ*, 606, L61
Wijnands, R., Miller, J. M., Markwardt, C., Lewin, W. H. G., & van der Klis, M. 2001, *ApJ*, 560, L159

Wijnands, R., Nowak, M., Miller, J. M., Homan, J., Wachter, S., & Lewin, W. H. G. 2003, *ApJ*, 594, 952
Yakovlev, D. G., & Urpin, V. A. 1980, *Soviet Ast.*, 24, 303
Zamfir, M., Cumming, A., & Niquette, C. 2014, *MNRAS*, 445, 3278