

# On global location-domination in bipartite graphs

Carmen Hernando, Merce Mora, Ignacio M. Pelayo

Universitat Politècnica de Catalunya, Barcelona, Spain

## Abstract

A dominating set  $S$  of a graph  $G$  is called *locating-dominating*, *LD-set* for short, if every vertex  $v$  not in  $S$  is uniquely determined by the set of neighbors of  $v$  belonging to  $S$ . Locating-dominating sets of minimum cardinality are called *LD-codes* and the cardinality of an LD-code is the *location-domination number*  $\lambda(G)$ . An LD-set  $S$  of a graph  $G$  is *global* if it is an LD-set of both  $G$  and its complement  $\overline{G}$ . The *global location-domination number*  $\lambda_g(G)$  is the minimum cardinality of a global LD-set of  $G$ .

For any LD-set  $S$  of a given graph  $G$ , the so-called  *$S$ -associated graph*  $G^S$  is introduced. This edge-labeled bipartite graph turns out to be very helpful to approach the study of LD-sets in graphs, particularly when  $G$  is bipartite.

This paper is mainly devoted to the study of relationships between global LD-sets, LD-codes and the location-domination number in a graph  $G$  and its complement  $\overline{G}$ , when  $G$  is bipartite.

**Keywords:** Domination, Global domination, Locating domination, Complement graph, Bipartite graph.

## 1 Introduction

Let  $G = (V, E)$  be a simple, finite graph. The *open neighborhood* of a vertex  $v \in V$  is  $N_G(v) = \{u \in V : uv \in E\}$ . The *complement* of a graph  $G$ , denoted by  $\overline{G}$ , is the graph on the same vertices such that two vertices are adjacent in  $\overline{G}$  if and only if they are not adjacent in  $G$ . The distance between vertices  $v, w \in V$  is denoted by  $d_G(v, w)$ . We write  $N(u)$  or  $d(v, w)$  if the graph  $G$  is clear from the context. Given any pair of sets  $A$  and  $B$ ,  $A \triangle B$  denotes its symmetric difference, that is,  $(A \setminus B) \cup (B \setminus A)$ . For further notation and terminology, we refer the reader to [6].

A set  $D \subseteq V$  is a *dominating set* if for every vertex  $v \in V \setminus D$ ,  $N(v) \cap D \neq \emptyset$ . The *domination number* of  $G$ , denoted by  $\gamma(G)$ , is the minimum cardinality of a dominating set of  $G$  [8]. A dominating set is *global* if it is a dominating set of both  $G$  and its complement graph,  $\overline{G}$ . The minimum cardinality of a global dominating set of  $G$ , denoted by  $\gamma_g(G)$ , is the *global domination number* of  $G$  [3, 4, 14]. If  $D$  is a subset of  $V$  and  $v \in V \setminus D$ , we say that  $v$  *dominates*  $D$  if  $D \subseteq N(v)$ .

A dominating set  $S \subseteq V$  is a *locating-dominating set*, *LD-set* for short, if for every two different vertices  $u, v \in V \setminus S$ ,  $N(u) \cap S \neq N(v) \cap S$ . The *location-domination number* of  $G$ , denoted by  $\lambda(G)$ , is the minimum cardinality of a locating-dominating set. A locating-dominating set of cardinality  $\lambda(G)$  is called an *LD-code* [13, 15]. Certainly, every LD-set of a non-connected graph  $G$  is the union of LD-sets of its connected components and the location-domination number is the sum of the location-domination number of its connected components. LD-codes and the location-domination parameter have been intensively studied during the last decade; see [1, 2, 5, 7, 11, 9]. A complete and regularly updated list of papers on locating-dominating codes is to be found in [12].

The remaining part of this paper is organized as follows. In Section 2, we deal with the problem of approaching the relationship between  $\lambda(G)$  and  $\lambda(\overline{G})$ , for any arbitrary graph  $G$ . In Section 3, we introduce the so-called *LD-set-associated graph*  $G^S$ , which is an edge-labeled bipartite graph constructed from an arbitrary LD-set  $S$  of a given graph  $G$ , and show some basic properties of this graph. Finally, Section 4 is concerned with the study of relationships between the location-domination number  $\lambda(G)$  of a bipartite graph  $G$  and the location-domination number  $\lambda(\overline{G})$  of its complement  $\overline{G}$ .

## 2 General case

This section is devoted to approach the relationship between  $\lambda(G)$  and  $\lambda(\overline{G})$ , for any arbitrary graph  $G$ . Some of the results we present were previously shown in [9, 10] and we include them for the sake of completeness.

Notice that  $N_{\overline{G}}(x) \cap S = S \setminus N_G(x)$  for any set  $S \subseteq V$  and any vertex  $x \in V \setminus S$ . A straightforward consequence of this fact are the following results.

**Proposition 1** ([10]). *If  $S \subseteq V$  is an LD-set of a graph  $G = (V, E)$ , then  $S$  is an LD-set of  $\overline{G}$  if and only if  $S$  is a dominating set of  $\overline{G}$ .*

**Proposition 2** ([9]). *Let  $S \subseteq V$  be an LD-set of a graph  $G = (V, E)$ . Then, the following holds.*

- (a) *There is at most one vertex  $u \in V \setminus S$  dominating  $S$ , and in the case it exists,  $S \cup \{u\}$  is an LD-set of  $\overline{G}$ .*
- (b)  *$S$  is an LD-set of  $\overline{G}$  if and only if there is no vertex in  $V \setminus S$  dominating  $S$  in  $G$ .*

The following theorem is a consequence of the preceding propositions.

**Theorem 1** ([9]). *For every graph  $G$ ,  $|\lambda(G) - \lambda(\overline{G})| \leq 1$ .*

According to the preceding inequality, for every graph  $G$ ,  $\lambda(\overline{G}) \in \{\lambda(G) - 1, \lambda(G), \lambda(G) + 1\}$ , all cases being feasible for some connected graph  $G$ . See Table 1 for some basic examples covering all possible cases.

We intend to obtain either necessary or sufficient conditions for a graph  $G$  to satisfy  $\lambda(\overline{G}) > \lambda(G)$ , i.e.,  $\lambda(\overline{G}) = \lambda(G) + 1$ . This problem was approached and completely solved in [10] for the family of block-cactus. In this work, we carry out a similar study for bipartite graphs. After noticing that solving the equality  $\lambda(\overline{G}) = \lambda(G) + 1$  is closely related to analyzing the existence or not of sets that are simultaneously locating-dominating sets in both  $G$  and its complement  $\overline{G}$ , the following definitions were introduced in [10].

**Definition 1** ([10]). A set  $S$  of vertices of a graph  $G$  is a *global LD-set* if  $S$  is an LD-set of both  $G$  and its complement  $\overline{G}$ . The *global location-domination number* of a graph  $G$ , denoted by  $\lambda_g(G)$ , is defined as the minimum cardinality of a global LD-set of  $G$ .

According to Proposition 2, an LD-set  $S$  of a graph  $G$  is non-global if and only if there exists a (unique) vertex  $u \in V(G) \setminus S$  which dominates  $S$ , i.e., such that  $S \subseteq N(u)$ . Notice that, for every graph  $G$ ,  $\lambda_g(\overline{G}) = \lambda_g(G)$ , since for every set of vertices  $S \subset V(G) = V(\overline{G})$ ,  $S$  is a global LD-set of  $G$  if and only if it is a global LD-set of  $\overline{G}$ . Observe also that an LD-code  $S$  of  $G$  is a global LD-set if and only if it is both an LD-code of  $G$  and an LD-set of  $\overline{G}$ .

**Theorem 2** ([10]). *For any graph  $G = (V, E)$ ,  $\max\{\lambda(G), \lambda(\overline{G})\} \leq \lambda_g(G) \leq \min\{\lambda(G) + 1, \lambda(\overline{G}) + 1\}$ . Moreover,*

- (a) *If  $\lambda(G) \neq \lambda(\overline{G})$ , then  $\lambda_g(G) = \max\{\lambda(G), \lambda(\overline{G})\}$ .*
- (b) *If  $\lambda(G) = \lambda(\overline{G})$ , then  $\lambda_g(G) \in \{\lambda(G), \lambda(G) + 1\}$ , and both possibilities are feasible.*
- (c)  *$\lambda_g(G) = \lambda(G) + 1$  if and only if every LD-code of  $G$  is non-global.*

**Corollary 1.** *If  $G$  is a graph with a global LD-code, then  $\lambda(\overline{G}) \leq \lambda(G)$ .*

In Table 1, the location-domination number of some families of graphs is displayed, along with the location-domination number of its complement graphs and the global location-domination number. Concretely, we consider the path  $P_n$  of order  $n \geq 7$ ; the cycle  $C_n$  of order  $n \geq 7$ ; the wheel  $W_n$  of order  $n \geq 8$ , obtained by joining a new vertex to all vertices of a cycle of order  $n - 1$ ; the complete graph  $K_n$  of order  $n \geq 2$ ; the complete bipartite graph  $K_{r,n-r}$  of order  $n \geq 4$ , with  $2 \leq r \leq n - r$  and stable sets of order  $r$  and  $n - r$ , respectively; the star  $K_{1,n-1}$  of order  $n \geq 4$ , obtained by joining a new vertex to  $n - 1$  isolated vertices; and finally, the bi-star  $K_2(r, s)$  of order  $n \geq 6$  with  $3 \leq r \leq s = n - r$ , obtained by joining the central vertices of two stars  $K_{1,r-1}$  and  $K_{1,s-1}$  respectively.

**Proposition 3** ([10]). *Let  $G$  be a graph of order  $n$ . If  $G \in \{P_n, C_n, W_n, K_n, K_{1,n-1}, K_{r,n-r}, K_2(r, s)\}$ , then the values of  $\lambda(G)$ ,  $\lambda(\overline{G})$  and  $\lambda_g(G)$  are known and they are displayed in Table 1.*

$G$	$P_n$	$C_n$	$W_n$	$K_n$	$K_{1,n-1}$	$K_{r,n-r}$	$K_2(r, s)$
$n$	$n \geq 7$	$n \geq 7$	$n \geq 8$	$n \geq 2$	$n \geq 4$	$2 \leq r \leq n - r$	$3 \leq r \leq s$
$\lambda(G)$	$\lceil \frac{2n}{5} \rceil$	$\lceil \frac{2n}{5} \rceil$	$\lceil \frac{2n-2}{5} \rceil$	$n - 1$	$n - 1$	$n - 2$	$n - 2$
$\lambda(\overline{G})$	$\lceil \frac{2n-2}{5} \rceil$	$\lceil \frac{2n-2}{5} \rceil$	$\lceil \frac{2n+1}{5} \rceil$	$n$	$n - 1$	$n - 2$	$n - 3$
$\lambda_g(G)$	$\lceil \frac{2n}{5} \rceil$	$\lceil \frac{2n}{5} \rceil$	$\lceil \frac{2n+1}{5} \rceil$	$n$	$n - 1$	$n - 2$	$n - 2$

Table 1: The values of  $\lambda(G)$ ,  $\lambda(\overline{G})$  and  $\lambda_g(G)$  for some families of graphs.

### 3 The LD-set-associated graph

Let  $S$  be an LD-set of a graph  $G$ . We introduce in this section a labeled graph associated to  $S$  and study some general properties. This graph will allow us to derive some properties related to LD-sets and the location-domination number of  $G$ .

**Definition 2.** Let  $S$  be an LD-set with exactly  $k$  vertices of a connected graph  $G = (V, E)$  of order  $n$ . Consider  $z \notin V(G)$  and define  $N_G(z) = \emptyset$ . The so-called  $S$ -associated graph, denoted by  $G^S$ , is the edge-labeled graph defined as follows.

- (1)  $V(G^S) = (V \setminus S) \cup \{z\}$ ;
- (2) For every pair of vertices  $x, y \in V(G^S)$ ,  $xy \in E(G^S)$  if and only if  $|(N_G(x) \cap S) \Delta (N_G(y) \cap S)| = 1$ ;
- (3) The label  $\ell(xy)$  of edge  $xy \in E(G^S)$  is the only element of  $(N_G(x) \cap S) \Delta (N_G(y) \cap S) \in S$ .

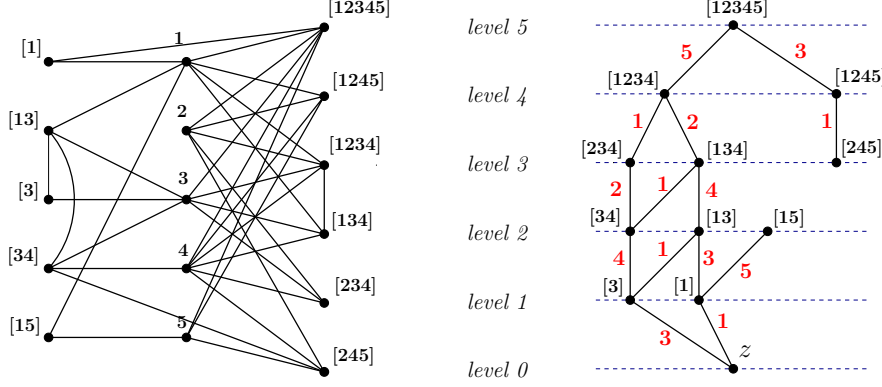


Figure 1: Left: a graph  $G$ . Right: the LD-set-associated graph  $G^S$ , where  $S = \{1, 2, 3, 4, 5\}$ .

Notice that two vertices of  $V \setminus S$  are adjacent in  $G^S$  if their neighborhood in  $S$  differ in exactly one vertex, the label of the edge, and  $z$  is adjacent to vertices of  $V \setminus S$  with exactly a neighbor in  $S$ . Therefore, we can represent the graph  $G^S$  with the vertices lying on  $|S| + 1$  levels, from bottom (level 0) to top (level  $|S|$ ), in such a way that vertices with exactly  $k$  neighbors in  $S$  are at level  $k$ . There is at most one vertex at level  $|S|$  and, if it is so, this vertex is adjacent to all vertices of  $S$ . The vertices at level 1 are those with exactly one neighbor in  $S$  and  $z$  is the unique vertex at level 0. An edge of  $G^S$  has its endpoints at consecutive levels. Moreover, if  $e = xy \in E(G^S)$ , with  $\ell(e) = u \in S$ , and  $x$  is at exactly one level higher than  $y$ , then  $N(x) \cap S = (N(y) \cap S) \cup \{u\}$ , i.e.,  $x$  and  $y$  have the same neighborhood in  $S \setminus \{u\}$ . Therefore, the existence of an edge in  $G^S$  with label  $u \in S$  means that  $S \setminus \{u\}$  is not an LD-set. Hence, if  $S$  is an LD-code, then for every  $u \in S$  there exists at least an edge in  $G^S$  with label  $u$ . See Figure 1 for an example of an LD-set-associated graph.

The following proposition states some properties of LD-set-associated graphs.

**Proposition 4.** *Let  $S$  be an LD-set with exactly  $k$  vertices of a connected graph  $G = (V, E)$  of order  $n$ . Let  $G^S$  be its  $S$ -associated graph. Then the following holds.*

1.  $|V(G^S)| = n - k + 1$ .
2.  $G^S$  is bipartite.
3. Incident edges have different labels.
4. Every cycle of  $G^S$  contains an even number of edges labeled  $v$ , for all  $v \in S$ .

5. Let  $\rho$  be a walk with no repeated edges in  $G^S$ . If  $\rho$  contains an even number of edges labeled  $v$  for every  $v \in S$ , then  $\rho$  is a closed walk.
6. If  $\rho = x_i x_{i+1} \dots x_{i+h}$  is a path satisfying that vertex  $x_{i+h}$  lies at level  $i+h$ , for any  $h \in \{0, 1, \dots, h\}$ , then
  - (a) the edges of  $\rho$  have different labels;
  - (b) for all  $j \in \{i+1, i+2, \dots, i+h\}$ ,  $N(x_j) \cap S$  contains the vertex  $\ell(x_k x_{k+1})$ , for any  $k \in \{i, i+1, \dots, j-1\}$ .

*Proof.* 1. It is a direct consequence from the definition of  $G^S$ .

2. Consider the sets  $V_1 = \{x \in V(G^S) : |N(x) \cap S| \text{ is odd}\}$  and  $V_2 = \{x \in V(G^S) : |N(x) \cap S| \text{ is even}\}$ . Then  $V(G^S) = V_1 \cup V_2$  and  $V_1 \cap V_2 = \emptyset$ . Since  $||N(x) \cap S| - |N(y) \cap S|| = 1$  for any  $xy \in E(G^S)$ , it is clear that the vertices  $x, y$  are not in the same subset  $V_i$ ,  $i = 1, 2$ .
3. Suppose that edges  $e_1 = xy$  and  $e_2 = yz$  have the same label  $l(e_1) = l(e_2) = v$ . This means that the sets  $N(x) \cap S$  and  $N(y) \cap S$  differ only in element  $v$  and the sets  $N(y) \cap S$  and  $N(z) \cap S$  differ only in element  $v \in S$ . It is only possible if  $N(x) \cap S = N(z) \cap S$ , implying that  $x = z$ .
4. Let  $\rho$  be a cycle such that  $E(\rho) = \{x_0 x_1, x_1 x_2, \dots, x_h x_0\}$ . The set of neighbors in  $S$  of two consecutive vertices differ exactly in one vertex. If we begin with  $N(x_0) \cap S$ , each time we add (remove) the vertex of the label of the corresponding edge, we have to remove (add) it later in order to obtain finally the same neighborhood,  $N(x_0) \cap S$ . Therefore,  $\rho$  contains an even number of edges with label  $v$ .
5. Consider the vertices  $x_0, x_1, x_2, x_3, \dots, x_{2k}$  of the walk  $\rho$ . In this case,  $N(x_{2k}) \cap S$  is obtained from  $N(x_0) \cap S$  by adding or removing the labels of all the edges of the walk. Since every label appears an even number of times, for each element  $v \in S$  we can match its appearances in pairs, and each pair means that we add and remove (or remove and add) it from the neighborhood in  $S$ . Therefore,  $N(x_{2k}) \cap S = N(x_0) \cap S$ , and hence  $x_0 = x_{2k}$ .
6. It straightly follows from the fact that  $N(x_j) \cap S = N(x_{j-1} \cap S) \cup \{\ell(x_{j-1} x_j)\}$ , for any  $j \in \{i+1, \dots, i+h\}$ .  $\square$

## 4 The bipartite case

In the sequel,  $G = (V, E)$  stands for a bipartite connected graph of order  $n = r + s \geq 4$ , such that  $V = U \cup W$ , being  $U, W$  their stable sets and  $1 \leq |U| = r \leq s = |W|$ .

This section is devoted to solving the equation  $\lambda(\overline{G}) = \lambda(G) + 1$  when we restrict ourselves to bipartite graphs. According to Corollary 1, this equality is feasible only for graphs without global LD-codes.

**Lemma 1.** *Let  $S$  be an LD-code of  $G$ . Then,  $\lambda(\overline{G}) \leq \lambda(G)$  if any of the following conditions holds.*

1.  $S \cap U \neq \emptyset$  and  $S \cap W \neq \emptyset$ .

2.  $r < s$  and  $S = W$ .

3.  $2^r \leq s$ .

*Proof.* If  $S$  satisfies item 1., then there is no vertex dominating  $S$  and, by Proposition 2,  $S$  is a global LD-code of  $G$ , which, according to Corollary 1, means that  $\lambda(\overline{G}) \leq \lambda(G)$ . Next, assume that  $r < s$  and  $S = W$ . In this case,  $U$  is not an LD-set, but is a dominating set since  $G$  is connected. Therefore, there exists a pair of vertices  $w_1, w_2 \in W$  such that  $N(w_1) = N(w_2)$ . Hence,  $W - \{w_1\}$  is an LD-set of  $G - w_1$ . Let  $u \in U$  be a vertex adjacent to  $w_1$  (it exists since  $G$  is connected), and notice that  $(W \setminus \{w_1\}) \cup \{u\}$  is an LD-code of  $G$  with vertices in both stable sets, which, by the preceding item, means that  $\lambda(\overline{G}) \leq \lambda(G)$ . Finally, if  $2^r \leq s$  then  $S \neq U$ , which means that  $S$  satisfies either item 1. or item 2.  $\square$

**Corollary 2.** *If  $\lambda(\overline{G}) = \lambda(G) + 1$ , then  $r \leq s \leq 2^r - 1$ . Moreover, if  $r < s$  then  $U$  is the unique LD-code of  $G$ , and if  $r = s$  we may assume that  $U$  is a non-global LD-code of  $G$ .*

**Proposition 5.** *If  $G$  has order at least 3 and  $1 \leq r \leq 2$ , then  $\lambda(\overline{G}) \leq \lambda(G)$ .*

*Proof.* If  $r = 1$ , then  $G$  is the star  $K_{1,n-1}$  and  $\lambda(\overline{G}) = \lambda(G) = n - 1$ .





	$\lambda(\overline{G}) = \lambda(G)$	$\lambda(\overline{G}) = \lambda(G) - 1$
$r = 1$		
$r = 2$ $s = 2$		
$r = 2$ $s = 3$		

Figure 2: Some bipartite graphs with  $1 \leq r \leq 2$ .

Suppose that  $r = 2$ . If  $s \geq 2^2 = 4$  then, by Lemma 1,  $\lambda(\overline{G}) \leq \lambda(G)$ .

If  $s = 2$ , then  $G$  is either  $P_4$  and  $\lambda(\overline{P_4}) = \lambda(P_4) = 2$ , or  $G$  is  $C_4$  and  $\lambda(\overline{C_4}) = \lambda(C_4) = 2$ .

If  $s = 3$ , then  $G$  is  $P_5$ ,  $K_{2,3}$ ,  $K_2(1, 2)$ , or a banner  $P$ , and  $\lambda(\overline{P_5}) = \lambda(P_5) = 2$ ,  $\lambda(\overline{K_{2,3}}) = \lambda(K_{2,3}) = 3$ ,  $2 = \lambda(\overline{K_2(1, 2)}) < \lambda(K_2(1, 3)) = 3$ , and  $2 = \lambda(\overline{P}) < \lambda(P) = 3$ .  $\square$

Notice that the only bipartite graphs  $G$  such that  $\lambda(G) = 2$  are  $P_3$ ,  $P_4$ ,  $C_4$  and  $P_5$ . Observe also that every bipartite graph  $G$  such that  $\lambda(\overline{G}) = \lambda(G) + 1$  satisfies  $\lambda(G) \geq r$ , being  $r$  the order of its smallest stable set.

Next, we approach the case  $\lambda(G) \geq 3$ . That is to say, from now on we assume that  $r \geq 3$ .

**Lemma 2.** *If  $\lambda(\overline{G}) = \lambda(G) + 1$  and  $U$  is an LD-code of  $G$ , then  $G^U$  contains, for every vertex  $u \in U$ , at least two edges with label  $u$ .*

*Proof.* Condition  $\lambda(\overline{G}) = \lambda(G) + 1$  implies that there is no LD-code of  $G$  with vertices in both stable sets. Therefore, for any  $u \in U$ ,  $U \setminus \{u\}$  is not an LD-set of the graph  $G - u$ , otherwise the set  $U \setminus \{u\}$  together with a neighbor of vertex  $u$  would be an LD-code of  $G$  with vertices in both stable sets. We distinguish two possible cases.

Case (a). If  $N(U \setminus \{u\}) = W$  there is at least a pair of vertices  $w_1, w_2 \in W$  such that  $N(w_1) \triangle N(w_2) = \{u\}$  (see Figure 3,(a)). Moreover, since there is no LD-code with vertices in both stable sets, there must be another pair of vertices  $w_3, w_4 \in W$  such that  $N(w_3) \triangle N(w_4) = \{u\}$ , otherwise  $(U \setminus \{u\}) \cup \{w\}$ , where  $w$  is the neighbor of  $u$  in  $\{w_1, w_2\}$ , would be an LD-code with vertices in both stable sets.

Case (b). If  $N(U \setminus \{u\}) \subsetneq W$ , then there is exactly a vertex  $w \in W$  such that  $N(w) = \{u\}$  (see Figure 3,(b)). By the other hand, if the neighborhood in  $U \setminus \{u\}$  of any two vertices of  $W \setminus \{w\}$  is different, then  $(U \setminus \{u\}) \cup \{w\}$  would be an LD-code with vertices in both stable sets. Therefore, there is at least a pair of vertices  $w_1, w_2 \in W \setminus \{w\}$  such that  $N(w_1) \triangle N(w_2) = \{u\}$ . Notice that in this case  $N(w) \triangle \emptyset = \{u\}$ .

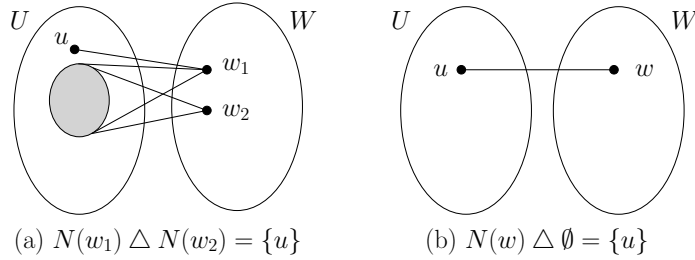


Figure 3: Case (a):  $N(U \setminus \{u\}) = W$ . Case (b):  $N(U \setminus \{u\}) \subsetneq W$ .

Consequently, in both cases, for every  $u \in U$ , there are at least two edges with label  $u$  in the graph  $G^U$ . □

In the study of LD-sets using the LD-associated graph, a family of graphs is particularly useful, the *cactus graph* family. A *block* of a graph is a maximal connected subgraph with no cut vertices. A connected graph  $G$  is a *cactus* if all its blocks are cycles or edges. Cactus are characterized as those connected graphs with no edge shared by two cycles.

**Lemma 3.** *Let  $\lambda(\overline{G}) = \lambda(G) + 1$  and assume that  $U$  is an LD-code of  $G$ . Consider a subgraph  $H$  of  $G^U$  induced by a set of edges containing exactly two edges with label  $u$ , for each  $u \in U$ . Then, all connected components of  $H$  are cactus.*

*Proof.* We will prove that there is no edge lying on two different cycles of  $H$ . Suppose on the contrary that there is an edge  $e_1$  contained in two different cycles  $C_1$  and  $C_2$  of  $H$ . If the label of  $e_1$  is  $u \in U$ , by Proposition 4 both cycles  $C_1$  and  $C_2$  contain the other edge  $e_2$  of  $H$  labeled with  $u$ . Suppose that  $e_1 = x_1y_1$  and  $e_2 = x_2y_2$  and assume w.l.o.g. that there exist  $x_1 - x_2$  and  $y_1 - y_2$  paths in  $C_1$  not containing edges  $e_1, e_2$ . Let  $P_1$  and  $P'_1$  denote respectively those paths (see Figure 4 a).

We have two possibilities for  $C_2$ : (i) there are  $x_1 - x_2$  and  $y_1 - y_2$  paths in  $C_2$  not containing neither  $e_1$  nor  $e_2$ . Let  $P_2$  denote the  $x_1 - x_2$  path in  $C_2$  in that case (see Figure 4 b); (ii) there are  $x_1 - y_2$  and  $y_1 - x_2$  paths in  $C_2$  not containing neither  $e_1$  nor  $e_2$  (see Figure 4 c).

In case (ii), the closed walk formed with the path  $P_1$ ,  $e_1$  and the  $y_1 - x_2$  path in  $C_2$  would contain a cycle with exactly an edge labeled with  $u$ , which is a contradiction (see Figure 4 d).

In case (i), at least one the following cases holds: the  $x_1 - x_2$  paths in  $C_1$  and in  $C_2$ ,  $P_1$  and  $P_2$ , are different or the  $y_1 - y_2$  paths in  $C_1$  and in  $C_2$  are different (otherwise,  $C_1 = C_2$ ).

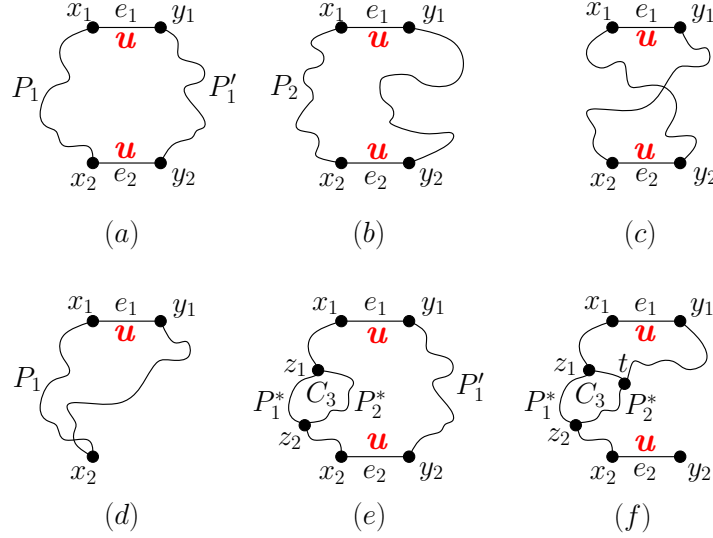


Figure 4: All connected components of the subgraph  $H$  are cactus.

Assume that  $P_1$  and  $P_2$  are different. Let  $z_1$  be the last vertex shared by  $P_1$  and  $P_2$  advancing from  $x_1$  and let  $z_2$  be the first vertex shared by  $P_1$  and  $P_2$  advancing from  $z_1$  in  $P_2$ . Notice that  $z_1 \neq z_2$ . Consider the cycle  $C_3$  formed with the  $z_1 - z_2$  paths in  $P_1$  and  $P_2$ . Let  $P_1^*$  and  $P_2^*$  be respectively the  $z_1 - z_2$  subpaths of  $P_1$  and  $P_2$  (see Figure 4 e). We claim that the internal vertices of  $P_2^*$  do not lie in  $P_1'$ . Otherwise, consider the first vertex  $t$  of  $P_1'$  lying also in  $P_2^*$ . The cycle beginning in  $x_1$ , formed by the edge  $e_1$ , the  $y_1 - t$  path contained in  $P_1'$ , the  $t - z_1$  path contained in  $P_2^*$  and the  $z_1 - x_1$  path contained in  $P_1$  has exactly one appearance of an edge with label  $u$ , which is a contradiction (see Figure 4 f). By Proposition 4, the labels of edges belonging to  $P_1^*$  appear exactly two times in cycle  $C_3$ , but they also appear exactly two times in cycle  $C_1$ . But this is only possible if they appear exactly two times in  $P_1^*$ , since  $H$  contains exactly to edges with the same label. By Proposition 4,  $P_1^*$  must be a closed path, which is a contradiction.  $\square$

We present next some properties relating parameters of bipartite graphs having cactus as connected components.

**Lemma 4.** *Let  $H$  be a bipartite graph of order at least 4 such that all its connected components are cactus. If  $H$  has  $cc(H)$  connected components and  $cy(H)$  cycles, then the following holds.*



1.  $|V(H)| = |E(H)| - cy(H) + cc(H)$ .
2. If  $ex(H) = |E(H)| - 4cy(H)$ , then  $ex(H) \geq 0$  and  $|V(H)| = \frac{3}{4}|E(H)| + \frac{1}{4}ex(H) + cc(H)$ .
3.  $|V(H)| \geq \frac{3}{4}|E(H)| + 1$ .
4.  $|V(H)| = \frac{3}{4}|E(H)| + 1$  if and only if  $H$  is connected and all blocks are cycles of order 4.

*Proof.* 1. Since  $H$  is a planar graph with  $cy(H) + 1$  faces and  $cc(H)$  connected components, the equality follows from the generalization of Euler's Formula:

$$(cy(H) + 1) + |V(H)| = |E(H)| + (cc(H) + 1).$$

2. All cycles of a bipartite graph have at least 4 edges, hence  $ex(H) \geq 0$ . By the preceding item,

$$|V(H)| = |E(H)| - cy(H) + cc(H) = |E(H)| - \frac{1}{4}(|E(H)| - ex(H)) + cc(H) = \frac{3}{4}|E(H)| + \frac{1}{4}ex(H) + cc(H).$$

3. It immediately follows from the preceding item.
4. Observe first that if  $H$  is connected and all blocks are cycles of order 4, then  $cc(H) = 1$  and  $|E(H)| = 4cy(H)$ . Hence,  $ex(H) = |E(H)| - 4cy(H) = 0$  and by item 2,  $|V(H)| = \frac{3}{4}|E(H)| + 1$ .  
Conversely, suppose that  $|V(H)| = \frac{3}{4}|E(H)| + 1$ . The graph  $H$  must be connected, since otherwise  $|V(H)| = \frac{3}{4}|E(H)| + \frac{1}{4}ex(H) + cc(H) \geq \frac{3}{4}|E(H)| + 2$ . On the other hand, if  $H$  contains a cycle of order at least 6 or a bridge, then  $ex(H) = |E(H)| - 4cy(H) > 0$ , implying that  $|V(H)| = \frac{3}{4}|E(H)| + \frac{1}{4}ex(H) + cc(H) > \frac{3}{4}|E(H)| + cc(H) = \frac{3}{4}|E(H)| + 1$ .  $\square$

**Proposition 6.** If  $r \geq 3$  and  $\lambda(\overline{G}) = \lambda(G) + 1$ , then  $\frac{3r}{2} \leq s \leq 2^r - 1$ .

*Proof.* By Corollary 2, we have that  $s \leq 2^r - 1$ , and we may assume that  $U$  is a non-global LD-code and there is no LD-code with vertices in both stable sets.

Consider a subgraph  $H$  of  $G^U$  with exactly two edges with label  $u$  for any  $u \in U$ . The graph  $H$  is bipartite since it is a subgraph of  $G^U$  and by Lemma 4,

$$s + 1 = |V(G^U)| \geq |V(H)| \geq \frac{3}{4}|E(H)| + 1 = \frac{3}{4}(2r) + 1 = \frac{3r}{2} + 1$$

and consequently  $s \geq \frac{3r}{2}$ .  $\square$

**Lemma 5.** If  $\lambda(\overline{G}) = \lambda(G) + 1$  and  $U$  is an LD-code of  $G$ , let  $z$  be the vertex of  $G^U$  introduced in Definition 2 and let  $H$  be a subgraph of  $G^U$  with exactly two edges with label  $u$ , for each  $u \in U$ . Then the following holds.

1. If  $H$  has at least two connected components, then  $s \geq \frac{3r}{2} + 1$ .
2. If  $\deg_{G^U}(z) = 0$ , then  $s \geq \frac{3r}{2} + 1$ .
3.  $\deg_{G^U}(z) \neq 0$  if and only if there is at least a vertex in  $W$  of degree 1 in  $G$ .
4. If  $G$  has no vertex of degree 1 in  $W$ , then  $s \geq \frac{3r}{2} + 1$ .

*Proof.* 1. By Lemma 4,  $s + 1 \geq |V(H)| = \frac{3}{4}|E(H)| + \frac{1}{4}\text{ex}(H) + \text{cc}(H) \geq \frac{3}{4}|E(H)| + 2 = \frac{3r}{2} + 2$ , and thus,  $s \geq \frac{3r}{2} + 1$ .

2. If  $\deg_{G^U}(z) = 0$ , then  $z$  is not a vertex of  $H$ . Hence,  $s \geq |V(H)| = \frac{3}{4}|E(H)| + \frac{1}{4}\text{ex}(H) + \text{cc}(H) \geq \frac{3}{4}|E(H)| + 1 = \frac{3r}{2} + 1$ .

3. We know that  $\deg_{G^U}(z) \neq 0$  if and only if there is a vertex  $w \in W$  satisfying  $N(w) \triangle N(z) = N(w) \triangle \emptyset = \{u\}$ , i.e. if and only if  $\deg_G(w) = 1$ . □

4. It is a straight consequence of items 2 and 3.

**Proposition 7.** *There are no bipartite graphs  $G$  satisfying  $\lambda(\overline{G}) = \lambda(G) + 1$  if  $\frac{3r}{2} \leq s < \frac{3r}{2} + 1$ .*

*Proof.* Suppose on the contrary that  $G$  is a bipartite graph satisfying the conditions of the proposition. Condition  $\lambda(\overline{G}) = \lambda(G) + 1$  implies that we may assume that  $U$  is an LD-code of  $G$ , there is no LD-code with vertices in both stable sets and  $U$  is not an LD-set of  $\overline{G}$ . Consider a subgraph  $H$  of  $G^U$  with exactly two edges with label  $u$ , for each  $u \in U$  (it exists by Lemma 2).

Observe that the inequality is only possible for  $s = \frac{3r}{2}$ , whenever  $r$  is even, and for  $s = \frac{3r+1}{2}$ , whenever  $r$  is odd. If  $r$  is even and  $s = \frac{3r}{2}$ , then

$$\frac{3r}{2} + 1 = s + 1 = |V(G^U)| \geq |V(H)| = \frac{3}{4}|E(H)| + \frac{1}{4}\text{ex}(H) + \text{cc}(H) = \frac{3r}{2} + \frac{1}{4}\text{ex}(H) + \text{cc}(H).$$

Since  $\text{ex}(H) \geq 0$  and  $\text{cc}(H) \geq 1$ , this is only possible for  $\text{ex}(H) = 0$ ,  $\text{cc}(H) = 1$ , and  $V(G^U) = V(H)$ . By Lemma 4,  $H$  is a cactus with all blocks cycles of order 4, concretely,  $\frac{r}{2}$  cycles. If  $r$  is odd and  $s = \frac{3r+1}{2}$ , then

$$\frac{3r}{2} + \frac{2}{4} + 1 = \frac{3r+1}{2} + 1 = s + 1 = |V(G^U)| \geq |V(H)| = \frac{3}{4}|E(H)| + \frac{1}{4}\text{ex}(H) + \text{cc}(H) = \frac{3r}{2} + \frac{1}{4}\text{ex}(H) + \text{cc}(H).$$

This is only possible for  $\text{ex}(H) = 2$ ,  $\text{cc}(H) = 1$ , and  $V(G^U) = V(H)$ . By Lemma 4,  $H$  is a cactus with exactly  $\frac{r-1}{2}$  cycles:  $\frac{r-1}{2} - 1$  cycles of order 4 and a cycle of order 6, or  $\frac{r-1}{2}$  cycles of order 4 and two bridges.

We also know that condition  $\lambda(\overline{G}) = \lambda(G)$  implies the existence of a vertex  $w^* \in V(G) \subseteq V(G^U) = V(H)$  such that  $N_G(w^*) = U$ , i.e.,  $H$  has a vertex at the highest level. Lemma 5 allows us to conclude that  $H$  is connected and  $z \in V(H)$ . Thus,  $H$  must be a chain of cycles of order 4, or a chain of a cycle of order 6 and cycles of order 4, or a chain of a bridge and cycles of order 4, plus another bridge hanging from a vertex of this chain, with both bridges having the same label and, by Proposition 4, not lying in a path with all vertices at different levels (see Figure 5).

In consequence, one of the following cases holds in  $H$ : (i)  $z$  belongs to a cycle  $C$  of order 4; (ii)  $z$  belongs to a cycle  $C$  of order 6; (iii)  $z$  belongs to a bridge,  $e$ . In this case, there is no  $x - z$  path of length  $i$  in  $H$  with consecutive vertices in levels  $i, i - 1, \dots, 1, 0$  respectively containing both edges of  $H$  with label  $\ell(e)$ . We may assume w.l.o.g. that the labels  $a, b, c \in U$  of the edges of  $C$  and  $e$  are those of Figure 6. Let  $w_0$  be the vertex of  $G$  indicated in the same figure.

We claim that the set  $S = (U \setminus \{a\}) \cup \{w_0\}$  is an LD-set of  $\overline{G}$  with exactly  $r$  vertices. Indeed, if  $w_0 \neq w^*$ , then  $N_{\overline{G}}(a) \cap S = S \setminus \{w_0\}$ ,  $N_{\overline{G}}(w^*) \cap S = \{w_0\}$  and for any  $x \in W \setminus \{w^*, w_0\}$ ,  $N_{\overline{G}}(x) \cap S = \{w_0\} \cup S'$ , where  $S' = U \setminus (N_G(x) \cup \{a\}) \neq \emptyset$ , since  $N_G(x) \neq U \setminus \{a\}$ . Moreover, for

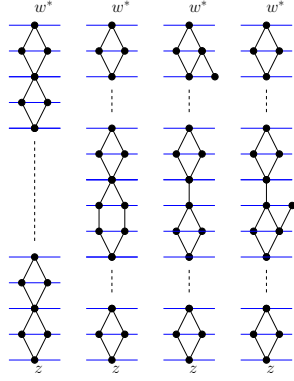


Figure 5: Examples of subgraphs  $H$ .

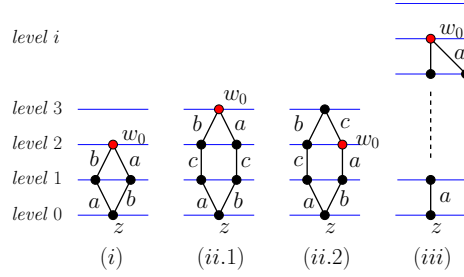


Figure 6: Possible cases for vertex  $z$  in subgraph  $H$ .

any pair of different vertices  $x, y \in W \setminus \{w^*, w_0\}$ ,  $N_G(x) \cap (U \setminus \{a\}) \neq N_G(y) \cap (U \setminus \{a\})$ , implies that  $N_{\overline{G}}(x) \cap S \neq N_{\overline{G}}(y) \cap S$ . If  $w_0 = w^*$ , then  $N_{\overline{G}}(a) \cap S = S \setminus \{w^*\}$ , and for any  $x \in W \setminus \{w^*\}$ ,  $N_{\overline{G}}(x) \cap S = \{w^*\} \cup S'$ , where  $S' = U \setminus (N_G(x) \cup \{a\})$ . Moreover, for any pair of different vertices  $x, y \in W \setminus \{w^*\}$ ,  $N_G(x) \cap (U \setminus \{a\}) \neq N_G(y) \cap (U \setminus \{a\})$ , implies that  $N_{\overline{G}}(x) \cap S \neq N_{\overline{G}}(y) \cap S$ .  $\square$

**Proposition 8.** *For every pair  $(r, s)$ ,  $r, s \in \mathbb{N}$ , such that  $3 \leq r$  and  $\frac{3r}{2} + 1 \leq s \leq 2^r - 1$ , there exists a bipartite graph  $G(r, s)$  such that  $\lambda(\overline{G}) = \lambda(G) + 1$ .*

*Proof.* Let  $s = \left\lceil \frac{3r}{2} + 1 \right\rceil$ . Consider the bipartite graph  $G(r, \left\lceil \frac{3r}{2} + 1 \right\rceil)$  such that  $V = U \cup W$ ,  $U = [r] = \{1, 2, \dots, r\}$ , and  $W \subseteq \mathcal{P}([r]) \setminus \{\emptyset\}$  is defined as follows. For  $r = 2k$  even:

$$W = \{[r]\} \cup \{[r] \setminus \{i\} : i \in [r]\} \cup \{[r] \setminus \{2i-1, 2i\} : 1 \leq i \leq k\}$$

and for  $r = 2k + 1$  odd:

$$\begin{aligned} W = & \{[r]\} \cup \{[r] \setminus \{i\} : i \in [r]\} \cup \{[r] \setminus \{2i-1, 2i\} : 1 \leq i \leq k-1\} \\ & \cup \{[r] \setminus \{r-2, r-1\}, [r] \setminus \{r-1, r\}, [r] \setminus \{r-2, r-1, r\}\} \end{aligned}$$

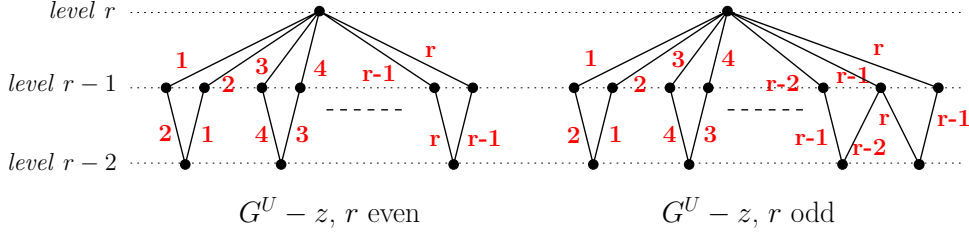


Figure 7: The labeled graph  $G^U - z$ , for  $G = G(r, \lceil \frac{3r}{2} + 1 \rceil)$  and  $U = \{1, \dots, r\}$ .

By construction,  $U$  is an LD-set of  $G$  with  $r$  vertices and by Corollary 2,  $U$  is not an LD-set of  $\overline{G}$  (see in Figure 7 the  $U$ -associated graph,  $G^U$ ). We claim that there is no LD-set in  $\overline{G}$  with at most  $r$  vertices.

Suppose that  $S$  is an LD-set of  $\overline{G}$ . We already know that  $S \neq U$ . Let us assume that  $|S \cap U| = r - k$ ,  $k \geq 1$ . Consider the subgraph  $H$  of  $G^U$  induced by  $2k$  edges of  $G^U$  with label  $u \in U \setminus S$ . Notice that, by definition, this subgraph exists and  $z \notin V(H)$ . Moreover, by Lemma 3, all connected components of  $H$  are cactus. Observe that, by definition of the associated graph  $G^U$ , the vertices lying at the same connected component of  $H$  have the same neighborhood in  $S \cap U$ . We know also that  $W$  induces a complete graph in  $\overline{G}$ . Therefore, at least all but one vertex of each connected component of  $H$  must be in  $S$ . By Lemma 4, this value is

$$|V(H)| - \text{cc}(H) = \frac{3}{4}|E(H)| + \frac{1}{4}\text{ex}(H) = \frac{3}{4}2k + \frac{1}{4}\text{ex}(H) = \frac{3}{2}k + \frac{1}{4}\text{ex}(H) \geq \frac{3}{2}k.$$

Hence,  $|S| \geq (r - k) + \frac{3}{2}k = r + \frac{1}{2}k > r$ .

*Remark.* We derive from this result that  $\lambda(G) = r$ . Nevertheless, a direct proof of this fact can be given: it can be proved in a similar way that there is no LD-set of  $G$  with less than  $r$  vertices.

For  $s > \lceil \frac{3r}{2} + 1 \rceil$ , we can add up to  $2^r - 1 - r$  vertices to the set  $W$  of the graph  $G(r, \lceil \frac{3r}{2} + 1 \rceil)$  taking into account that the neighborhoods in  $U$  of the vertices of  $W$  must be different and non-empty.  $\square$

**Theorem 3.** *Let  $r, s$  be a pair of integers such that  $3 \leq r \leq s$ .*

- (1) *There exists a bipartite graph  $V(G) = U \cup W$  such that  $|U| = r$ ,  $|W| = s$  and  $\lambda(\overline{G}) = \lambda(G) - 1$ .*
- (2) *There exists a bipartite graph  $V(G) = U \cup W$  such that  $|U| = r$ ,  $|W| = s$  and  $\lambda(\overline{G}) = \lambda(G)$ .*
- (3) *There exist a bipartite graph  $V(G) = U \cup W$  such that  $|U| = r$ ,  $|W| = s$  and  $\lambda(\overline{G}) = \lambda(G) + 1$  if and only if  $\frac{3r}{2} + 1 \leq s \leq 2^r - 1$ .*

*Proof.* To prove item (1), take the bi-star  $K_2(r, s)$  and check that  $\lambda(K_2(r, s)) = r + s - 2$  and  $\lambda(\overline{K_2(r, s)}) = r + s - 3$ . To prove item (2), take the biclique  $K_{r, s}$  and check that  $\lambda(K_{r, s}) = \lambda(\overline{K_{r, s}}) = r + s - 2$ . Finally, observe that item (3) is a corollary of Propositions 6, 7 and Proposition 8.  $\square$

## References

- [1] N. Bertrand, I. Charon, O. Hudry, A. Lobstein, Identifying and locating-dominating codes on chains and cycles, *Eur. J. Combin.*, **25** (2004) 969–987.
- [2] M. Blidia, M. Chellali, F. Maffray, J. Moncel, A. Semri, Locating-domination and identifying codes in trees, *Australas. J. Combin.*, **39** (2007) 219–232.
- [3] R.C. Brigham, J.R. Carrington, Global domination, in: T.W. Haynes, S.T. Hedetniemi, P.J. Slater (Eds.), *Domination in Graphs, Advanced Topics*, Marcel Dekker, New York, 1998, pp. 30–320.
- [4] R. C. Brigham, R. D. Dutton, Factor domination in graphs, *Discrete Math.*, **86** (1-3) (1990) 127–136.
- [5] J. Cáceres, C. Hernando, M. Mora, I. M. Pelayo, M. L. Puertas, Locating-dominating codes: Bounds and extremal cardinalities, *Appl. Math. Comput.*, **220** (2013) 38–45.
- [6] G. Chartrand, L. Lesniak, P. Zhang, *Graphs and Digraphs*, fifth edition, CRC Press, Boca Raton (FL), (2011).
- [7] C. Chen, R. C. Lu, Z. Miao, Identifying codes and locating-dominating sets on paths and cycles, *Discrete Appl. Math.*, **159** (15) (2011) 1540–1547.
- [8] T. W. Haynes, S. T. Hedetniemi and P. J. Slater, *Fundamentals of domination in graphs*, Marcel Dekker, New York, 1998.
- [9] C. Hernando, M. Mora, I. M. Pelayo, Nordhaus-Gaddum bounds for locating domination, *Eur. J. Combin.*, **36** (2014) 1–6.
- [10] C. Hernando, M. Mora, I. M. Pelayo, On global location-domination in graphs, <http://arxiv.org/abs/1312.0772>, 2014.
- [11] I. Honkala, T. Laihonen, On locating-dominating sets in infinite grids, *Eur. J. Combin.*, **27** (2) (2006) 218–227.
- [12] A. Lobstein, Watching systems, identifying, locating-dominating and discriminating codes in graphs, <http://www.infres.enst.fr/~lobstein/debutBIBidetlocdom.pdf>
- [13] D. F. Rall, P. J. Slater, On location-domination numbers for certain classes of graphs, *Congr. Numer.* **45** ( (1984) 97–106.
- [14] E. Sampathkumar, The global domination number of a graph, *J. Math. Phys. Sci.* **23** ( (1989) 377–385.
- [15] P. J. Slater, Dominating and reference sets in a graph, *J. Math. Phys. Sci.* **22** (1988) 445–455.