

# An Efficient Multi-Carrier Resource Allocation with User Discrimination Framework for 5G Wireless Systems

Haya Shajaiah, Ahmed Abdelhadi and Charles Clancy

**Abstract**—In this paper, we present an efficient resource allocation with user discrimination framework for 5G Wireless Systems to allocate multiple carriers resources among users with elastic and inelastic traffic. Each application running on the user equipment (UE) is assigned an application utility function. In the proposed model, different classes of user groups are considered and users are partitioned into different groups based on the carriers coverage area. Each user has a minimum required application rate based on its class and the type of its application. Our objective is to allocate multiple carriers resources optimally among users, that belong to different classes, located within the carriers' coverage area. We use a utility proportional fairness approach in the utility percentage of the application running on the UE. Each user is guaranteed a minimum quality of service (QoS) with a priority criterion that is based on user's class and the type of application running on the UE. In addition, we prove the existence of optimal solutions for the proposed resource allocation optimization problem and present a multi-carrier resource allocation with user discrimination algorithm. Finally, we present simulation results for the performance of the proposed algorithm.

**Index Terms**—Multi-Carrier Resource Allocation, User Discrimination, Utility Proportional Fairness, Minimum Required Application Rate

## I. INTRODUCTION

In recent years, the number of mobile subscribers and their traffic have increased rapidly. Mobile subscribers are currently running applications that require higher bandwidth which makes users so limited to the carrier resources. Network providers are now offering multiple services such as multimedia telephony and mobile-TV [1]. More spectrum is required to meet these demands [2]. However, it is difficult to provide the required resources with a single frequency band due to the scarcity of the available radio spectrum. Therefore, aggregating different carriers' frequency bands is needed to utilize the radio resources across multiple carriers and allow a scalable expansion of the effective bandwidth delivered to the user terminal, leading to interband non-contiguous carrier aggregation [3].

Carrier aggregation (CA) is one of the most distinct features of 5G systems including Long Term Evolution Advanced (LTE Advanced). Given the fact that LTE requires wide carrier bandwidths to utilize such as 10 and 20 MHz, CA needs to be taken into consideration when designing the system to

overcome the spectrum scarcity challenges. With the CA being defined in [4], two or more component carriers (CCs) of the same or different bandwidths can be aggregated to achieve wider transmission bandwidths between the evolve node B (eNodeB) and the UE. An overview of CA framework and cases is presented in [5]. Many operators are willing to add the CA feature to their plans to improve the capacity and performance.

Increasing the utilization of the existing spectrum can significantly improve network capacity, data rates and user experience. Some spectrum holders such as government users do not use their entire allocated spectrum in every part of their geographic boundaries most of the time. Therefore, the National Broadband Plan (NBP) and the findings of the President's Council of Advisors on Science and Technology (PCAST) spectrum study have recommended making the under-utilized federal spectrum available for secondary use [6]. Spectrum sharing enables wireless systems to harvest under-utilized swathes of spectrum, which would vastly increase the efficiency of spectrum usage. Making more spectrum available can provide significant gain in mobile broadband capacity only if those resources can be aggregated efficiently with the existing commercial mobile system resources.

A multi-stage resource allocation (RA) with carrier aggregation algorithms are presented in [7]–[9]. The algorithm in [7] uses utility proportional fairness approach to allocate the primary and the secondary carriers resources optimally among mobile users in their coverage area. The primary carrier first allocates its resources optimally among users in its coverage area. The secondary carrier then starts allocating optimal rates to users in its coverage area based on the users applications and the rates allocated to them by the primary carrier. A RA with CA optimization problem is presented in [8] to allocate resources from the LTE Advanced carrier and the MIMO radar carrier to each UE, in a LTE Advanced cell based on the application running on the UE. A price selective centralized RA with CA algorithm is presented in [9] to allocate multiple carriers resources optimally among users while giving the user the ability to select one of the carriers to be its primary carrier and the others to be its secondary carriers. The UE's decision is based on the carrier price per unit bandwidth. A RA with user discrimination optimization framework is presented in [10] and [11] to allocate one carrier resources among users under the carrier's coverage area.

In this paper, we provide an efficient framework for the resource allocation problem to allocate multi-carrier resources

H. Shajaiah, A. Abdelhadi, and C. Clancy are with the Hume Center for National Security and Technology, Virginia Tech, Arlington, VA, 22203 USA e-mail: {hayajs, aabdelhadi, tcc}@vt.edu.

optimally among users that belong to different classes of user groups. In our model, we use utility functions to represent users' applications. Sigmoidal-like utility functions and logarithmic utility functions are used to represent real-time and delay-tolerant applications, respectively, running on the UEs [12]. The resource allocation with user discrimination framework presented in [11] does not consider the case of multi-carrier resources available at the eNodeB. It only solves the problem of resource allocation with user discrimination in the case of single carrier. In this paper, we consider the case of multiple carriers' resources available at the eNodeB and multiple classes of users located under the coverage area of these carriers. We use a priority criterion for the resource allocation process that varies based on the user's class and the type of application running on the UE. We consider two classes of users, VIP users (i.e. public safety users or users who require emergency services) and regular users. VIP users are assigned a minimum required application rate for each of their applications whereas regular users' applications are not assigned any.

We formulate the resource allocation with user discrimination problem in a multi-stage resource allocation with carrier aggregation optimization problem to allocate resources to each user from its all in range carriers based on a utility proportional fairness policy. Each application running on the UE is assigned an application minimum required rate by the network that varies based on the type of user's application and the user's class. Furthermore, if the user's in range carriers have enough available resources, the user is allocated at minimum its applications' minimum required rates. VIP users are given priority over regular users by the network when allocating each carrier's resources, and real-time applications are given priority over delay-tolerant applications.

#### A. Related Work

There has been several works in the area of resource allocation optimization to utilize the scarce radio spectrum efficiently. In [13]–[16], the authors have used a strictly concave utility function to represent each user's elastic traffic and proposed distributed algorithms at the sources and the links to interpret the congestion control of communication networks. Their approach only focussed on elastic traffic and did not consider real-time applications as it have non-concave utility functions as shown in [17]. In [18] and [19], the authors have argued that the utility function which represents the user application performance is the one that needs to be shared fairly rather than the bandwidth. In this paper, we consider using resource allocation to maximize the user satisfaction and achieve utility proportional fairness. If a bandwidth proportional fairness is applied through a max-min bandwidth allocation, delay-tolerant applications receive larger utilities than real-time applications as real-time applications require minimum encoding rates and their utilities are equal to zero if they do not receive their minimum encoding rates.

The proportional fairness framework of Kelly introduced in [13] does not guarantee a minimum QoS for each user application. To overcome this issue, a resource allocation algorithm that uses utility proportional fairness policy is introduced

in [12]. We believe that this approach is more appropriate as it respects the inelastic behavior of real-time applications. The utility proportional fairness approach in [12] gives real-time applications priority over delay tolerant applications when allocating resources and guarantees that no user is allocated zero rate. In [12], [20] and [21], the authors have presented optimal resource allocation algorithms to allocate single carrier resources optimally among mobile users who are treated evenly. However, their algorithms do not support multi-carrier resource allocation with user discrimination. To incorporate the carrier aggregation feature and the case of different classes of users, we have introduced a multi-stage resource allocation using carrier aggregation in [7]. Furthermore, in [10] and [11], we present resource allocation with users discrimination algorithms to allocate a single carrier resources optimally among mobile users with elastic and inelastic traffic. In [22], the authors have presented a radio resource block allocation optimization problem using a utility proportional fairness approach. The authors in [23] have presented an application-aware resource block scheduling approach for elastic and inelastic adaptive real-time traffic where users are assigned to resource blocks.

On the other hand, resource allocation for single cell multi-carrier systems have been given extensive attention in recent years [24]–[26]. In [27]–[30], the authors have represented this challenge in optimization problems. Their objective is to maximize the overall cell throughput with some constraints such as fairness and transmission power. However, transforming the problem into a utility maximization framework can achieve better users satisfaction rather than better system-centric throughput. The authors in [31], [32] suggested using a distributed resource allocation rather than a centralized one to reduce the implementation complexity. In [33], the authors propose a collaborative scheme in a multiple base stations (BSs) environment, where each user is served by the BS that has the best channel gain with that user. The authors in [34] have addressed the problem of spectrum resource allocation with carrier aggregation based LTE Advanced systems, with the consideration of UEs MIMO capability and the modulation and coding schemes (MCSs) selection.

#### B. Our Contributions

Our contributions in this paper are summarized as:

- We present a multi-stage resource allocation with user discrimination optimization problem to allocate multi-carrier resources optimally among different classes of users.
- We prove that the resource allocation optimization problem is convex and therefore the global optimal solution is tractable.
- We present a resource allocation algorithm to solve the optimization problem and allocate each user an aggregated final rate from its in range carriers. The proposed algorithm outperforms that presented in [11] as it considers allocating each user resources from multiple carriers using a resource allocation with carrier aggregation approach.

- We present simulation results for the performance of the proposed resource allocation algorithm.

The remainder of this paper is organized as follows. Section II presents the problem formulation. In section III, we present the resource allocation optimization problems for three cases and prove that the global optimal solution exists and is tractable. Section IV presents our multi-carrier resource allocation with user discrimination algorithm. In section V, we discuss simulation setup and provide quantitative results along with discussion. Section VI concludes the paper.

## II. PROBLEM FORMULATION

In this paper, we consider a single cell mobile system with one eNodeB,  $K$  carriers (frequency bands) that have resources available at the eNodeB,  $M$  regular and VIP UEs. Let  $\mathcal{M}$  be the set of all regular and VIP UEs where  $M = |\mathcal{M}|$ . The set of carriers is given by  $\mathcal{K} = \{1, 2, \dots, K\}$  with carriers in order from the highest frequency to the lowest frequency. Higher frequency carriers have smaller coverage area than lower frequency carriers. The eNodeB allocates resources from multiple carriers to each UE. Users located under the coverage area of multiple carriers are allocated resources from all in range carriers. The rate allocated by the eNodeB to UE  $i$  from all in range carriers is given by  $r_i$ . Each application running on the UE is mathematically represented by a utility function  $U_i(r_i)$  that corresponds to the application's type and represents the user satisfaction with its allocated rate  $r_i$  as shown in section II-A. Our goal is to determine the optimal rates that the eNodeB shall allocate from each carrier to each UE in order to maximize the total system utility while ensuring proportional fairness between utilities.

The rate allocated to the  $i^{th}$  user in  $\mathcal{M}$  by the  $j^{th}$  carrier in  $\mathcal{K}$  is given by  $r_i^{j,all}$ . The final allocated rate by the eNodeB to the  $i^{th}$  user is given by

$$r_i = \sum_{j \in \mathcal{K}} r_i^{j,all} \quad (1)$$

where  $r_i$  is equivalent to the sum of rates allocated to the  $i^{th}$  user from all carriers in its range. Based on the coverage area of each carrier and the users' classes, a user grouping method is introduced in II-B to partition users into groups. The eNodeB performs resource allocation with user discrimination based on carrier aggregation to allocate each carrier's resources to users located within the coverage area of that carrier.

### A. Application Utility Functions

We express the user satisfaction with its rate using utility functions that represent the degree of satisfaction of the user function with the rate allocated by the cellular network [20], [35]–[37]. We represent the  $i^{th}$  user application utility function  $U_i(r_i)$  by sigmoidal-like function or logarithmic function where  $r_i$  is the rate of the  $i^{th}$  user. These utility functions have the following properties:

- $U_i(0) = 0$  and  $U_i(r_i)$  is an increasing function of  $r_i$ .
- $U_i(r_i)$  is twice continuously differentiable in  $r_i$  and bounded above.

In our model, we use the normalized sigmoidal-like utility function, as in [20], that can be expressed as

$$U_i(r_i) = c_i \left( \frac{1}{1 + e^{-a_i(r_i - b_i)}} - d_i \right), \quad (2)$$

where  $c_i = \frac{1+e^{a_i b_i}}{e^{a_i b_i}}$  and  $d_i = \frac{1}{1+e^{a_i b_i}}$  so it satisfies  $U_i(0) = 0$  and  $U_i(\infty) = 1$ . The normalized sigmoidal-like function has an inflection point at  $r_i^{\text{inf}} = b_i$ . In addition, we use the normalized logarithmic utility function, used in [12], that can be expressed as

$$U_i(r_i) = \frac{\log(1 + k_i r_i)}{\log(1 + k_i r_i^{\text{max}})}, \quad (3)$$

where  $r_i^{\text{max}}$  gives 100% utilization and  $k_i$  is the slope of the curve that varies based on the user application. So, it satisfies  $U_i(0) = 0$  and  $U_i(r_i^{\text{max}}) = 1$ .

### B. User Grouping Method

In this section we introduce a user grouping method to create user groups for each carrier  $j \in \mathcal{K}$ . The eNodeB creates a user group  $\mathcal{M}_j$  for each carrier where  $\mathcal{M}_j$  is a set of users located under the coverage area of the  $j^{th}$  carrier. The number of users in  $\mathcal{M}_j$  is given by  $M_j = |\mathcal{M}_j|$ . Furthermore, users in  $\mathcal{M}_j$  are partitioned into two groups of users. A VIP user group  $\mathcal{M}_j^{\text{VIP}}$  and a regular user group  $\mathcal{M}_j^{\text{Reg}}$ , where  $\mathcal{M}_j^{\text{VIP}}$  and  $\mathcal{M}_j^{\text{Reg}}$  are the sets of all VIP users and regular users, respectively, located under the coverage area of the  $j^{th}$  carrier with  $\mathcal{M}_j = \mathcal{M}_j^{\text{VIP}} \cup \mathcal{M}_j^{\text{Reg}}$ . The number of users in  $\mathcal{M}_j^{\text{VIP}}$  and  $\mathcal{M}_j^{\text{Reg}}$  is given by  $M_j^{\text{VIP}} = |\mathcal{M}_j^{\text{VIP}}|$  and  $M_j^{\text{Reg}} = |\mathcal{M}_j^{\text{Reg}}|$ , respectively. The eNodeB allocates the  $j^{th}$  carrier resources to users in  $\mathcal{M}_j$  with a priority given to VIP users (i.e. users in  $\mathcal{M}_j^{\text{VIP}}$ ). Users located under the coverage area of multiple carriers (i.e. common users in multiple user groups) are allocated resources from these carriers and their final rates are aggregated under a non adjacent inter band aggregation scenario.

The  $i^{th}$  user is considered part of user group  $\mathcal{M}_j$  if it is located within a distance of  $D_j$  from the eNodeB where  $D_j$  represents the coverage radius of the  $j^{th}$  carrier. Let  $d_i$  denotes the distance between the eNodeB and user  $i$ . The  $j^{th}$  carrier user group  $\mathcal{M}_j$  is defined as

$$\mathcal{M}_j = \{i : d_i < D_j, 1 \leq i \leq M\}, 1 \leq j \leq K. \quad (4)$$

On the other hand, the eNodeB creates a set of carriers  $\mathcal{K}_i$ , for each user, that is defined as

$$\mathcal{K}_i = \{j : d_i < D_j, 1 \leq j \leq K\}, 1 \leq i \leq M. \quad (5)$$

The number of carriers that the  $i^{th}$  user can be allocated resources from is given by  $N_i = |\mathcal{K}_i|$ . Higher frequency carriers have smaller coverage radius than lower frequency carriers (i.e.  $D_1 < D_2 < \dots < D_K$ ). Therefore, user group  $\mathcal{M}_1 \subseteq \mathcal{M}_2 \subseteq \dots \subseteq \mathcal{M}_K$ . Figure 1 shows one cellular cell with one eNodeB under non adjacent inter band scenario with  $K$  carriers in  $\mathcal{K}$  and  $M$  users in  $\mathcal{M}$  and how users are partitioned into user groups based on their location and their class.

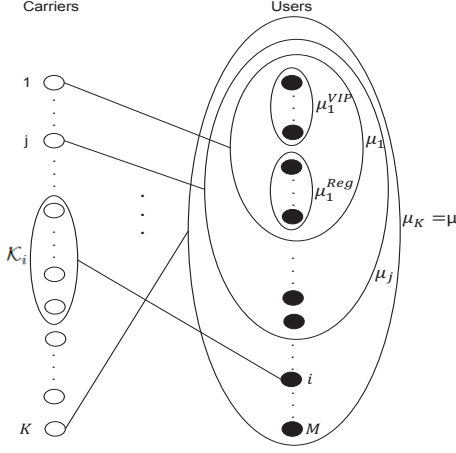


Fig. 1. User grouping for a LTE mobile system with  $M$  users in  $\mathcal{M}$  and  $K$  carriers in  $\mathcal{K}$ .  $\mathcal{M}_j$  represents the set of users located under the coverage area of the  $j^{th}$  carrier with  $\mathcal{M}_j = \mathcal{M}_j^{VIP} \cup \mathcal{M}_j^{Reg}$ .  $\mathcal{K}_i$  represents the set of all in range carriers for the  $i^{th}$  user.

### III. MULTI-CARRIER RESOURCE ALLOCATION WITH USER DISCRIMINATION OPTIMIZATION PROBLEM

In this section, we present a multi-stage resource allocation (RA) with user discrimination optimization problem to allocate multi-carrier resources optimally among users in their coverage area. Our objective is to find the final allocated rate to each user from its all in range carriers based on a utility proportional fairness policy. We use utility functions of users rates to represent the type of application running on the UE. Every user subscribing for a mobile service is guaranteed to achieve a minimum QoS with priority criterion. VIP users are given priority when allocating each carrier's resources and within each user class group, whether it is VIP or regular user group, real time applications are given priority when allocating each carrier's resources. This is due to the nature of sigmoidal-like utility functions that are used to represent real-time applications.

The eNodeB performs the resource allocation process for all carriers one at a time and one after another in ascending order of their coverage radius  $D_j$ . Each carrier  $j \in \mathcal{K}$  has a limited amount of available resources that is given by  $R_j$  and each user's application has a minimum required rate  $r_i^{req}$  that is equivalent to zero in the case of regular users and is equivalent to certain value (i.e. rate) in the case of VIP users. The eNodeB starts the RA process by performing a RA for carrier 1 in  $\mathcal{K}$  as it has the smallest coverage radius  $D_1$ . After allocating its resources to users in  $\mathcal{M}_1$ , the eNodeB then starts the RA process to allocate carrier 2 resources to users in  $\mathcal{M}_2$ . In addition, since  $\mathcal{M}_1 \subseteq \mathcal{M}_2$  the eNodeB allocates users in  $\mathcal{M}_1$  resources from carrier 2 and the rates are aggregated based on a non adjacent inter band aggregation scenario. The eNodeB continues the resource allocation process by allocating the  $j^{th}$  carrier resources to users in  $\mathcal{M}_j$ . Let  $r_i^{j,all}$  represents the rate allocated by the  $j^{th}$  carrier to UE  $i$  and let  $C_i$  represents the total aggregated rate allocated to UE  $i$  by carriers  $\{1, 2, \dots, j-1\}$  where  $C_i = \sum_{l=1}^{j-1} r_i^{l,all}$ . Furthermore, let  $C_i^j$  be a constant that is

always equivalent to zero for regular users whereas for VIP users  $C_i^j$  is equivalent to zero or  $r_i^{req} - C_i$  based on some conditions that are discussed later in this section. The resource allocation process is finalized by allocating the  $K^{th}$  carrier resources to users in  $\mathcal{M}_K$ , i.e. all users in the cellular cell as they are all located within its coverage radius. We consider a utility proportional fairness objective function, based on carrier aggregation, that the eNodeB seeks to maximize for each time it allocates a carrier's resources.

The proposed RA optimization problem for multi-carrier cellular systems is divided into three cases. In order for the eNodeB to guarantee that VIP users are given priority when allocating each carrier's resources, each time the eNodeB performs a RA process for a carrier it checks the values of 1) the carrier's available resources  $R_j$ , 2) the current total rate allocated to each VIP UE  $i \in \mathcal{M}_j^{VIP}$  from other carriers (i.e.  $C_i = \sum_{l=1}^{j-1} r_i^{l,all}$ ) and 3) the value of  $r_i^{req} - C_i$  for each VIP UE  $i \in \mathcal{M}_j^{VIP}$  if  $C_i < r_i^{req}$ . Based on these values, the eNodeB performs the RA process that corresponds to the most appropriate case among the three cases. The three cases and their RA optimization framework are presented below.

*Case 1. RA Optimization Problem when  $C_i \geq r_i^{req} \forall i \in \mathcal{M}_j$ :*

The eNodeB chooses the RA optimization problem of this case in order to allocate the  $j^{th}$  carrier resources if the total aggregated rate  $C_i$  that is allocated to each UE  $i \in \mathcal{M}_j$  from carriers  $\{1, 2, \dots, j-1\}$  is greater than or equal the minimum required application rate  $r_i^{req}$ . In this case, since each UE has already been allocated at least its application minimum required rate from other carriers, the eNodeB performs the RA process among all users under the coverage area of carrier  $j$ . The RA optimization problem for the  $j^{th}$  carrier in this case is given by:

$$\begin{aligned}
 \max_{\mathbf{r}^j} \quad & \prod_{i=1}^{M_j} U_i(C_i + C_i^j + r_i^j) \\
 \text{subject to} \quad & \sum_{i=1}^{M_j} r_i^{j,all} \leq R_j, \quad r_i^{j,all} \geq 0 \\
 & r_i^{j,all} = r_i^j + C_i^j, \quad C_i^j = 0 \\
 & C_i = \sum_{l=1}^{j-1} r_i^{l,all}, \quad C_i \geq r_i^{req}, \quad i = 1, 2, \dots, M_j,
 \end{aligned} \tag{6}$$

where  $C_i^j$  is a constant that is equivalent to zero in this case,  $U_i(C_i + C_i^j + r_i^j)$  is the utility function of the summation of the rate  $C_i$  allocated to the application running on the  $i^{th}$  user by carriers  $\{1, 2, \dots, j-1\}$  and the rate  $r_i^{j,all}$  allocated to the same application by carrier  $j$  where  $r_i^{j,all} = C_i^j + r_i^j$ ,  $\mathbf{r}^j = \{r_1^j, r_2^j, \dots, r_{M_j}^j\}$  and  $M_j$  is the number of users in  $\mathcal{M}_j$  (i.e. both VIP and regular users) located under the coverage area of the  $j^{th}$  carrier. After the eNodeB performs the RA process for the  $j^{th}$  carrier by solving optimization problem (6), the total rate allocated to each user by the eNodeB is equivalent to  $C_i + r_i^{j,all}$ . In optimization problem (6), we consider a utility proportional fairness objective function, based on carrier aggregation, that the

eNodeB seeks to maximize when it performs RA for carrier  $j$ .

*Case 2. RA Optimization Problem when  $C_i < r_i^{\text{req}}$  for any user  $i \in \mathcal{M}_j$  and  $\sum_{i=1}^{M_j^{\text{VIP}}} q_i^j \geq R_j$  where  $q_i^j = 0$  if  $C_i \geq r_i^{\text{req}}$  and  $q_i^j = r_i^{\text{req}} - C_i$  if  $C_i < r_i^{\text{req}}$ .*

The eNodeB selects the optimization problem of this case to allocate the  $j^{\text{th}}$  carrier resources if the total aggregated rate  $C_i$  for any user  $i$  is less than the user's application minimum required rate  $r_i^{\text{req}}$  and  $\sum_{i=1}^{M_j^{\text{VIP}}} q_i^j$  for VIP users in  $\mathcal{M}_j^{\text{VIP}}$  is greater than or equal to the carrier's available resources  $R_j$ . In this case, the eNodeB allocates the  $j^{\text{th}}$  carrier resources only to VIP UEs in  $\mathcal{M}_j^{\text{VIP}}$  as they are considered more important and regular users in  $\mathcal{M}_j^{\text{Reg}}$  are not allocated any of the  $j^{\text{th}}$  carrier resources since the carrier's resources are limited. The RA optimization problem for the  $j^{\text{th}}$  carrier in this case is given by:

$$\begin{aligned} \max_{\mathbf{r}^j} \quad & \prod_{i=1}^{M_j^{\text{VIP}}} U_i(C_i + C_i^j + r_i^j) \\ \text{subject to} \quad & \sum_{i=1}^{M_j^{\text{VIP}}} r_i^{j,\text{all}} \leq R_j, \quad r_i^{j,\text{all}} \geq 0 \\ & C_i = \sum_{l=1}^{j-1} r_i^{l,\text{all}}, \quad r_i^{j,\text{all}} = r_i^j + C_i^j \\ & C_i^j = 0 \\ & q_i^j = \begin{cases} 0 & \text{if } C_i \geq r_i^{\text{req}} \\ r_i^{\text{req}} - C_i & \text{if } C_i < r_i^{\text{req}} \end{cases} \\ & \sum_{i=1}^{M_j^{\text{VIP}}} q_i^j \geq R_j, \quad i = 1, 2, \dots, M_j^{\text{VIP}}, \end{aligned} \quad (7)$$

where  $\mathbf{r}^j = \{r_1^j, r_2^j, \dots, r_{M_j^{\text{VIP}}}^j\}$ ,  $C_i^j = 0$  and  $M_j^{\text{VIP}}$  is the number of users in  $\mathcal{M}_j^{\text{VIP}}$ . After the eNodeB performs the RA process for the  $j^{\text{th}}$  carrier by solving optimization problem (7), each VIP user in  $\mathcal{M}_j^{\text{VIP}}$  is allocated a rate that is equivalent to  $r_i^{j,\text{all}}$  by carrier  $j$  whereas users in  $\mathcal{M}_j^{\text{Reg}}$  are not allocated any of the  $j^{\text{th}}$  carrier resources. The total rate allocated by the eNodeB to each user is equivalent to  $C_i + r_i^{j,\text{all}}$ . In optimization problem (7), we consider a utility proportional fairness objective function, based on carrier aggregation, that the eNodeB seeks to maximize when it performs RA for carrier  $j$ .

*Case 3. RA Optimization Problem when  $C_i < r_i^{\text{req}}$  for any user  $i \in \mathcal{M}_j^{\text{VIP}}$  and  $\sum_{i=1}^{M_j^{\text{VIP}}} q_i^j < R_j$  where  $q_i^j = 0$  if  $C_i \geq r_i^{\text{req}}$  and  $q_i^j = r_i^{\text{req}} - C_i$  if  $C_i < r_i^{\text{req}}$ .*

The eNodeB selects the optimization problem of this case to allocate the  $j^{\text{th}}$  carrier resources if the total aggregated rate  $C_i$  for any user  $i$  is less than the user's application minimum required rate  $r_i^{\text{req}}$  and the summation  $\sum_{i=1}^{M_j^{\text{VIP}}} q_i^j$  for VIP users in  $\mathcal{M}_j^{\text{VIP}}$  is less than the carrier's available resources  $R_j$ . In this case, the eNodeB allocates the  $j^{\text{th}}$  carrier resources to all

UEs in  $\mathcal{M}_j$ . The RA optimization problem for the  $j^{\text{th}}$  carrier in this case is given by:

$$\begin{aligned} \max_{\mathbf{r}^j} \quad & \prod_{i=1}^{M_j} U_i(C_i + C_i^j + r_i^j) \\ \text{subject to} \quad & \sum_{i=1}^{M_j} r_i^{j,\text{all}} \leq R_j, \quad r_i^{j,\text{all}} \geq 0 \\ & C_i = \sum_{l=1}^{j-1} r_i^{l,\text{all}}, \quad r_i^{j,\text{all}} = r_i^j + C_i^j \\ & C_i^j = \begin{cases} 0 & \text{if } C_i \geq r_i^{\text{req}} \\ r_i^{\text{req}} - C_i & \text{if } C_i < r_i^{\text{req}} \end{cases} \\ & q_i^j = \begin{cases} 0 & \text{if } C_i \geq r_i^{\text{req}} \\ r_i^{\text{req}} - C_i & \text{if } C_i < r_i^{\text{req}} \end{cases} \\ & \sum_{i=1}^{M_j^{\text{VIP}}} q_i^j < R_j, \quad i = 1, 2, \dots, M_j, \end{aligned} \quad (8)$$

where  $\mathbf{r}^j = \{r_1^j, r_2^j, \dots, r_{M_j}^j\}$  and  $M_j$  is the number of users in  $\mathcal{M}_j$ . After the eNodeB performs the RA process for the  $j^{\text{th}}$  carrier by solving optimization problem (8), each user in  $\mathcal{M}_j$  is allocated a rate that is equivalent to  $r_i^{j,\text{all}}$  by carrier  $j$  and the total rate allocated by the eNodeB to each user is equivalent to  $C_i + r_i^{j,\text{all}}$ . In optimization problem (8), we consider a utility proportional fairness objective function, based on carrier aggregation, that the eNodeB seeks to maximize when it performs RA for carrier  $j$ .

Each of the three RA optimization problems (6), (7) and (8) of the  $j^{\text{th}}$  carrier can be expressed by the following generalized optimization problem:

$$\begin{aligned} \max_{\mathbf{r}^j} \quad & \prod_{i=1}^{|\alpha_j|} U_i(C_i + C_i^j + r_i^j) \\ \text{subject to} \quad & \sum_{i=1}^{|\alpha_j|} r_i^{j,\text{all}} \leq R_j, \quad r_i^{j,\text{all}} \geq 0 \\ & C_i = \sum_{l=1}^{j-1} r_i^{l,\text{all}}, \quad r_i^{j,\text{all}} = r_i^j + C_i^j \\ & q_i^j = \begin{cases} 0 & \text{if } C_i \geq r_i^{\text{req}} \\ r_i^{\text{req}} - C_i & \text{if } C_i < r_i^{\text{req}} \end{cases} \\ & i = 1, 2, \dots, |\alpha_j|, \end{aligned} \quad (9)$$

where  $C_i^j$  and  $\alpha_j$  in (9) are given by

$$C_i^j = \begin{cases} 0 & \text{if } C_i \geq r_i^{\text{req}} \\ r_i^{\text{req}} - C_i & \text{if } C_i < r_i^{\text{req}} \text{ and } \sum_{i=1}^{|\mathcal{M}_j^{\text{VIP}}|} q_i^j < R_j \\ 0 & \text{if } C_i < r_i^{\text{req}} \text{ and } \sum_{i=1}^{|\mathcal{M}_j^{\text{VIP}}|} q_i^j \geq R_j \end{cases}$$

$$\alpha_j = \begin{cases} \mathcal{M}_j & \text{if } C_i \geq r_i^{\text{req}} \forall i \in \mathcal{M}_j \\ \mathcal{M}_j^{\text{VIP}} & \text{if } C_i < r_i^{\text{req}} \text{ for any user } i \in \mathcal{M}_j \\ & \text{and } \sum_{i=1}^{M_j^{\text{VIP}}} q_i^j \geq R_j \\ \mathcal{M}_j & \text{if } C_i < r_i^{\text{req}} \text{ for any user } i \in \mathcal{M}_j^{\text{VIP}} \\ & \text{and } \sum_{i=1}^{M_j^{\text{VIP}}} q_i^j < R_j \end{cases} \quad (10)$$

where  $\mathbf{r}^j = \{r_1^j, r_2^j, \dots, r_{|\alpha_j|}^j\}$ ,  $\alpha_j$  is a set of users located under the coverage area of carrier  $j$  that is equivalent to  $\mathcal{M}_j$  or  $\mathcal{M}_j^{\text{VIP}}$  based on certain conditions as shown in (10) and  $|\alpha_j|$  is the number of users in  $\alpha_j$ .

The objective function in optimization problem (9) is equivalent to  $\sum_{i=1}^{|\alpha_j|} \log U_i(C_i + C_i^j + r_i^j)$ . Later in this section we prove that optimization problem (9) is a convex optimization problem and there exists a unique tractable global optimal solution. Once the eNodeB is done performing the RA process, for the  $j^{\text{th}}$  carrier, by solving optimization problem (9), each user in  $\alpha_j$  is allocated a rate that is equivalent to  $r_i^{j, \text{all}} = r_i^j + C_i^j$  and the user's total aggregated rate allocated by the eNodeB from carriers  $\{1, 2, \dots, j\}$  is given by  $\sum_{l=1}^j r_i^{l, \text{all}}$ .

**Lemma III.1.** *The utility functions  $\log U_i(C_i + C_i^j + r_i^j)$  in optimization problem (9) are strictly concave functions.*

*Proof:* The utility functions are assumed to be logarithmic or sigmoidal-like functions as discussed in Section II-A. Therefore,  $U_i(C_i + C_i^j + r_i^j)$  is a strictly concave (i.e. in the case of logarithmic utility functions) or a sigmoidal-like function of the total aggregated rate  $C_i + C_i^j + r_i^j$  allocated to user  $i$  application from carriers  $\{1, 2, \dots, j\}$  after performing the RA process of the  $j^{\text{th}}$  carrier by the eNodeB.

In the case of logarithmic utility function, recall the utility function properties in Section II-A, the utility function of the application rate is positive, increasing and twice differentiable with respect to the application rate. It follows that  $U_i'(C_i + C_i^j + r_i^j) = \frac{dU_i(C_i + C_i^j + r_i^j)}{dr_i^j} > 0$  and  $U_i''(C_i + C_i^j + r_i^j) = \frac{d^2 U_i(C_i + C_i^j + r_i^j)}{dr_i^{j2}} < 0$ , i.e. since  $C_i + C_i^j$  is greater or equal zero. Then the function  $\log U_i(C_i + C_i^j + r_i^j)$  has  $\frac{d \log(U_i(C_i + C_i^j + r_i^j))}{dr_i^j} = \frac{U_i'(C_i + C_i^j + r_i^j)}{U_i(C_i + C_i^j + r_i^j)} > 0$  and  $\frac{d^2 \log(U_i(C_i + C_i^j + r_i^j))}{dr_i^{j2}} = \frac{U_i''(C_i + C_i^j + r_i^j)U_i(C_i + C_i^j + r_i^j) - U_i'^2(C_i + C_i^j + r_i^j)}{U_i^2(C_i + C_i^j + r_i^j)} < 0$ . Therefore, the natural logarithm of the logarithmic utility function  $\log(U_i(C_i + C_i^j + r_i^j))$  is strictly concave.

On the other hand, in the case of sigmoidal-like utility function, the normalized sigmoidal-like function is given by  $U_i(C_i + C_i^j + r_i^j) = c_i \left( \frac{1}{1 + e^{-a_i(C_i + C_i^j + r_i^j - b_i)}} - d_i \right)$ . For  $0 < r_i^j < (R_j - C_i^j)$ , we have

$$\begin{aligned} 0 &< c_i \left( \frac{1}{1 + e^{-a_i(C_i + C_i^j + r_i^j - b_i)}} - d_i \right) < 1 \\ d_i &< \frac{1}{1 + e^{-a_i(C_i + C_i^j + r_i^j - b_i)}} < \frac{1 + c_i d_i}{c_i} \\ \frac{1}{d_i} &> 1 + e^{-a_i(C_i + C_i^j + r_i^j - b_i)} > \frac{c_i}{1 + c_i d_i} \\ 0 &< 1 - d_i(1 + e^{-a_i(C_i + C_i^j + r_i^j - b_i)}) < \frac{1}{1 + c_i d_i} \end{aligned}$$

It follows that for  $0 < r_i^j < (R_j - C_i^j)$ , we have the first and second derivatives as

$$\begin{aligned} \frac{d}{dr_i^j} \log U_i(C_i + C_i^j + r_i^j) &= \frac{a_i d_i e^{-a_i(C_i + C_i^j + r_i^j - b_i)}}{1 - d_i(1 + e^{-a_i(C_i + C_i^j + r_i^j - b_i)})} \\ &+ \frac{a_i e^{-a_i(C_i + C_i^j + r_i^j - b_i)}}{(1 + e^{-a_i(C_i + C_i^j + r_i^j - b_i)})} > 0 \\ \frac{d^2}{dr_i^{j2}} \log U_i(C_i + C_i^j + r_i^j) &= \frac{-a_i^2 d_i e^{-a_i(C_i + C_i^j + r_i^j - b_i)}}{c_i \left( 1 - d_i(1 + e^{-a_i(C_i + C_i^j + r_i^j - b_i)}) \right)^2} \\ &+ \frac{-a_i^2 e^{-a_i(C_i + C_i^j + r_i^j - b_i)}}{(1 + e^{-a_i(C_i + C_i^j + r_i^j - b_i)})^2} < 0. \end{aligned}$$

Therefore, the natural logarithm of the sigmoidal-like utility function  $\log(U_i(C_i + C_i^j + r_i^j))$  is strictly concave function. Therefore, the utility functions natural logarithms have strictly concave natural logarithms in both cases of logarithmic utility functions and sigmoidal-like utility functions. ■

Theorem III.2 proves the convexity of optimization problem (9).

**Theorem III.2.** *Optimization problem (9) is a convex optimization problem and there exists a unique tractable global optimal solution.*

*Proof:* It follows from Lemma III.1 that all UEs utility functions of applications rates are strictly concave. Therefore, optimization problem (9) is a convex optimization problem. For a convex optimization problem there exists a unique tractable global optimal solution [38]. ■

#### IV. RA OPTIMIZATION ALGORITHM

In this section, we present our multi-carrier resource allocation with user discrimination algorithm. The proposed algorithm consists of UE and eNodeB parts shown in Algorithm 1 and Algorithm 2, respectively. The execution of the algorithm starts by UEs, subscribing for mobile services, transmitting their application utility parameters to the eNodeB, which allocates available carriers' resources to UEs based on a proportional fairness policy. First, the eNodeB performs the user grouping method described in Section II-B for each

carrier by creating three user group sets  $\mathcal{M}_j^{\text{VIP}}$ ,  $\mathcal{M}_j^{\text{Reg}}$  and  $\mathcal{M}_j$  for UEs located within the coverage area of the  $j^{\text{th}}$  carrier. It then starts performing the RA process to allocate the carriers resources starting with carrier 1 in  $\mathcal{K}$  (i.e. the carrier with the smallest coverage radius) in ascending order  $1 \rightarrow K$ . In order to allocate certain carrier's resources, the eNodeB performs the RA process that corresponds to the most appropriate case among the three cases presented in Section III. From optimization problem (9), we have the following Lagrangian

$$L(\mathbf{r}^j, p^j) = \sum_{i=1}^{|\alpha_j|} \log U_i(C_i + C_i^j + r_i^j) - p^j \left( \sum_{i=1}^{|\alpha_j|} (C_i^j + r_i^j) + \sum_{i=1}^{|\alpha_j|} z_i - R_j \right), \quad (11)$$

where  $z_i \geq 0$  is the slack variable and  $p^j$  is Lagrange multiplier that represents the shadow price (price per unit bandwidth for all the  $|\alpha_j|$  channels). The rates, solutions to equation (9), are the values  $r_i^j$  which solve equation  $\frac{\partial \log U_i(C_i + C_i^j + r_i^j)}{\partial r_i^j} = p^j$  and are the intersection of the time varying shadow price, horizontal line  $y = p^j$ , with the curve  $y = \frac{\partial \log U_i(C_i + C_i^j + r_i^j)}{\partial r_i^j}$  geometrically. The rate allocated by carrier  $j$  to the  $i^{\text{th}}$  UE is equivalent to  $r_i^{j,\text{all}} = r_i^j + C_i^j$ . When the eNodeB is done allocating the  $K^{\text{th}}$  carrier resources, each user is then allocated its final aggregated rate  $r_i = \sum_{j=1}^K r_i^{j,\text{all}}$ .

---

#### Algorithm 1 The $i^{\text{th}}$ UE Algorithm

---

**loop**

Send application utility parameters  $k_i$ ,  $a_i$ ,  $b_i$ ,  $r_i^{\text{max}}$  and  $r_i^{\text{req}}$  to eNodeB.

Receive the final allocated rate  $r_i$  from the eNodeB.

**end loop**

---

### V. SIMULATION RESULTS

Algorithm 1 and 2 were applied to various logarithmic and sigmoidal-like utility functions with different parameters in C++. The simulation results showed convergence to the global optimal rates. In this section, we consider a mobile cell with one eNodeB, two carriers with available resources and 8 active UEs located under the coverage area of the eNodeB as shown in Figure 2. The UEs are divided into two groups. The 1<sup>st</sup> group of UEs (index  $i = \{1, 2, 3, 4\}$ ) represents user group  $\mathcal{M}_1$  located within the coverage radius  $D_1$  of carrier 1. Each user in  $\mathcal{M}_1$  belong to one of the two classes of user groups, i.e. VIP user group and Regular user group, where  $\mathcal{M}_1^{\text{VIP}} = \{2, 4\}$ ,  $\mathcal{M}_1^{\text{Reg}} = \{1, 3\}$  and  $\mathcal{M}_1 = \mathcal{M}_1^{\text{VIP}} \cup \mathcal{M}_1^{\text{Reg}}$ . On the other hand, the 2<sup>nd</sup> group of UEs (index  $i = \{1, 2, 3, 4, 5, 6, 7, 8\}$ ) represents user group  $\mathcal{M}_2$  located within the coverage radius  $D_2$  of carrier 2. Each user in  $\mathcal{M}_2$  belong to a VIP user group or a regular user group where  $\mathcal{M}_2^{\text{VIP}} = \{2, 4, 6, 8\}$ ,  $\mathcal{M}_2^{\text{Reg}} = \{1, 3, 5, 7\}$  and  $\mathcal{M}_2 = \mathcal{M}_2^{\text{VIP}} \cup \mathcal{M}_2^{\text{Reg}}$ .

We use three normalized sigmoidal-like functions that are expressed by equation (2) with different parameters. The used

---

#### Algorithm 2 The eNodeB Algorithm

---

**loop**

Initialize  $C_i = 0$ ;  $C_i^j = 0$ ;  $r_i^{j,\text{all}} = 0$ .

Receive application utility parameters  $k_i$ ,  $a_i$ ,  $b_i$ ,  $r_i^{\text{max}}$  and  $r_i^{\text{req}}$  from all UEs in  $\mathcal{M}$ .

**for**  $j \leftarrow 1$  to  $K$  **do**

Create user groups  $\mathcal{M}_j^{\text{VIP}}$ ,  $\mathcal{M}_j^{\text{Reg}}$  and  $\mathcal{M}_j$  for UEs located within the coverage area of the  $j^{\text{th}}$  carrier.

**end for**

**for**  $i \leftarrow 1$  to  $|\mathcal{M}_j|$  **do**

Create carrier group  $\mathcal{K}_i$  for the  $i^{\text{th}}$  UE's all in range carriers.

**end for**

**for**  $j \leftarrow 1$  to  $K$  **do**

**if**  $C_i < r_i^{\text{req}}$  **then**

$q_i^j = r_i^{\text{req}} - C_i$

**else**

$q_i^j = 0$

**end if**

**if**  $C_i \geq r_i^{\text{req}} \forall i \in \mathcal{M}_j$  **then**

$C_i^j = 0$

Solve  $\mathbf{r}^j = \arg \max_{\mathbf{r}^j} \sum_{i=1}^{|\mathcal{M}_j|} \log U_i(C_i + C_i^j + r_i^j) -$

$p^j (\sum_{i=1}^{|\mathcal{M}_j|} (r_i^j + C_i^j) - R_j)$ .

Allocate rate  $r_i^{j,\text{all}} = r_i^j + C_i^j$  by the  $j^{\text{th}}$  carrier to each user in  $\mathcal{M}_j$ .

Calculate new  $C_i = C_i + r_i^{j,\text{all}} \forall i \in \mathcal{M}_j$

**else if**  $C_i < r_i^{\text{req}}$  for any user  $i \in \mathcal{M}_j$  &&  $\sum_{i=1}^{|\mathcal{M}_j^{\text{VIP}}|} q_i^j \geq R_j$  **then**

$C_i^j = 0$

Solve  $\mathbf{r}^j = \arg \max_{\mathbf{r}^j} \sum_{i=1}^{|\mathcal{M}_j^{\text{VIP}}|} \log U_i(C_i + C_i^j + r_i^j) -$

$p^j (\sum_{i=1}^{|\mathcal{M}_j^{\text{VIP}}|} (r_i^j + C_i^j) - R_j)$ .

Allocate rate  $r_i^{j,\text{all}} = r_i^j + C_i^j$  by the  $j^{\text{th}}$  carrier to each user in  $\mathcal{M}_j^{\text{VIP}}$ .

Calculate new  $C_i = C_i + r_i^{j,\text{all}} \forall i \in \mathcal{M}_j^{\text{VIP}}$

**else if**  $C_i < r_i^{\text{req}}$  for any user  $i \in \mathcal{M}_j^{\text{VIP}}$  and

$\sum_{i=1}^{|\mathcal{M}_j^{\text{VIP}}|} q_i^j < R_j$  **then**

**if**  $C_i < r_i^{\text{req}}$  **then**

$C_i^j = r_i^{\text{req}} - C_i$

**else**

$C_i^j = 0$

**end if**

Solve  $\mathbf{r}^j = \arg \max_{\mathbf{r}^j} \sum_{i=1}^{|\mathcal{M}_j|} \log U_i(C_i + C_i^j + r_i^j) -$

$p^j (\sum_{i=1}^{|\mathcal{M}_j|} (r_i^j + C_i^j) - R_j)$ .

Allocate rate  $r_i^{j,\text{all}} = r_i^j + C_i^j$  by the  $j^{\text{th}}$  carrier to each user in  $\mathcal{M}_j$ .

Calculate new  $C_i = C_i + r_i^{j,\text{all}} \forall i \in \mathcal{M}_j$

**end if**

**end for**

Allocate total aggregated rate  $r_i = \sum_{j=1}^K r_i^{j,\text{all}}$  by the eNodeB to each UE  $i$  in  $\mathcal{M}$

**end loop**

---

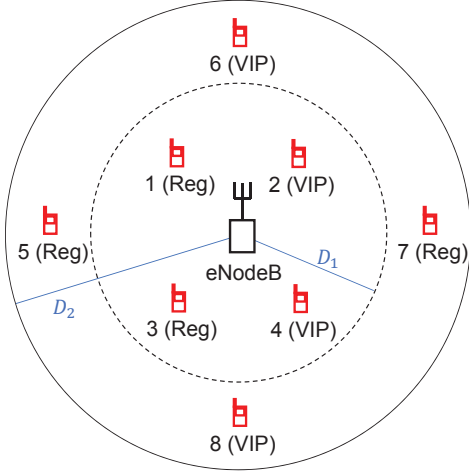


Fig. 2. System model for a mobile system with  $M = 8$  users and  $K = 2$  carriers available at the eNodeB. Carrier 1 coverage radius is  $D_1$  and carrier 2 coverage radius is  $D_2$  with  $D_1 < D_2$ .  $\mathcal{M}_1 = \{1, 2, 3, 4\}$  and  $\mathcal{M}_2 = \{1, 2, \dots, 8\}$  represent the sets of user groups located under the coverage area of carrier 1 and carrier 2, respectively.

TABLE I  
USERS AND THEIR APPLICATIONS UTILITIES

Applications Utilities Parameters		Users Indexes
Sig1	Sig $a_i = 5, b_i = 10$	$i = \{5\}$
Sig2	Sig $a_i = 3, b_i = 20$	$i = \{1\}$
Sig3	Sig $a_i = 1, b_i = 30$	$i = \{2, 6\}$
Log1	Log $k_i = 15, r_i^{\max} = 100$	$i = \{7\}$
Log2	Log $k_i = 3, r_i^{\max} = 100$	$i = \{3\}$
Log3	Log $k_i = 0.5, r_i^{\max} = 100$	$i = \{4, 8\}$

parameters are  $a_i = 5, b_i = 10$  corresponding to a sigmoidal-like function that is an approximation to a step function at rate  $r_i = 10$  (e.g. VoIP) and is the utility of UE with index  $i = \{5\}$ ,  $a_i = 3, b_i = 20$  corresponding to a sigmoidal-like function that is an approximation of an adaptive real-time application with inflection point at rate  $r_i = 20$  (e.g. standard definition video streaming) and is the utility of UE with index  $i = \{1\}$ , and  $a_i = 1, b_i = 30$  corresponding to a sigmoidal-like function that is also an approximation of an adaptive real-time application with inflection point at rate  $r_i = 30$  (e.g. high definition video streaming) and is the utility of UEs with indexes  $i = \{2, 6\}$ , as shown in Figure 3. We use three logarithmic functions that are expressed by equation (3) with  $r_i^{\max} = 100$  and different  $k_i$  parameters which are approximations for delay-tolerant applications (e.g. FTP). We use  $k_i = 15$  for UE with index  $i = \{7\}$ ,  $k_i = 3$  for UE with index  $i = \{3\}$ , and  $k_i = 0.5$  for UEs with indexes  $i = \{4, 8\}$ , as shown in Figure 3. A summary is shown in table I. We use an application minimum required rate that is equivalent to the inflection point of the sigmoidal-like function, i.e.  $r_i^{\text{req}} = b_i$ , for each VIP user running a real-time application, we use  $r_i^{\text{req}} = 15$  for each VIP user running a delay-tolerant application and  $r_i^{\text{req}} = 0$  for each regular user whether it is running real-time application or delay-tolerant application.

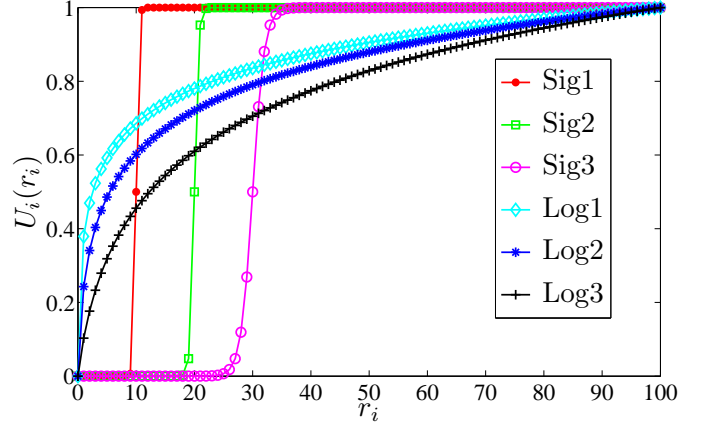


Fig. 3. The users utility functions  $U_i(r_i)$  used in the simulation (three sigmoidal-like functions and three logarithmic functions).

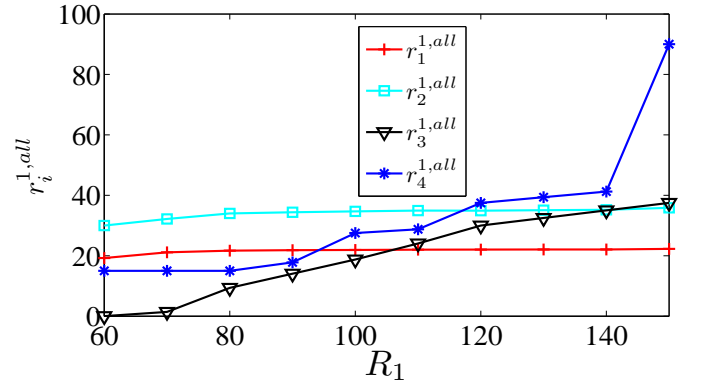


Fig. 4. The rates  $r_i^{1,all}$  allocated from carrier 1 to  $\mathcal{M}_1$  user group with carrier 1 available resources  $60 < R_1 < 150$ .

#### A. Carrier 1 Allocated Rates for $60 \leq R_1 \leq 150$

In the following simulations, we set  $\delta = 10^{-3}$ , carrier 1 rate  $R_1$  takes values between 60 and 150 with step of 10. In Figure 4, we show the allocated rates  $r_i^{1,all}$  of different users with different values of carrier 1 total rate  $R_1$  and observe how the proposed rate allocation algorithm converges for different values of  $R_1$ . In Figure 4, we show that both VIP and regular users in user group  $\mathcal{M}_1$  are allocated resources by carrier 1 when  $60 \leq R_1 \leq 150$  since carrier 1 available resources  $R_1$  is greater than the total applications minimum required rates for users in  $\mathcal{M}_1$ . Figure 4 also shows that by using the proposed RA with user discrimination algorithm, no user is allocated zero rate (i.e. no user is dropped). However, carrier 1 resources are first allocated to the VIP users until each of their applications reaches the application minimum required rate  $r_i^{\text{req}}$ . Then the majority of carrier 1 resources are allocated to the UEs running adaptive real-time applications until they reach their inflection rates, the eNodeB then allocates more of carrier 1 resources to UEs with delay-tolerant applications.

#### B. Carrier 2 Allocated Rates and the Total Aggregated Rates for $10 \leq R_2 \leq 150$

In the following simulations, we set  $\delta = 10^{-3}$ , carrier 2 rate  $R_2$  takes values between 10 and 150 with step of 10



and carrier 1 rate is fixed at  $R_1 = 60$ . In Figure 5, we show the allocated rates  $r_i^{2,all}$  and the final aggregated rates  $r_i$  of different users with different values of carrier 2 total rate  $R_2$  and observe how the proposed rate allocation algorithm converges for different values of  $R_2$ . In Figure 5(a), we show that when  $10 \leq R_2 \leq 45$  only VIP users in  $\mathcal{M}_2$  (i.e. UEs in  $\mathcal{M}_2^{VIP}$ ) that were not allocated resources by carrier 1 or did not reach their applications minimum required rates are allocated resources by carrier 2. Whereas when  $45 < R_2 \leq 150$ , both VIP and regular users in  $\mathcal{M}_2$  are allocated resources by carrier 2 as carrier 2 total rate  $R_2$  is greater than  $\sum_{i=1}^{M_2^{VIP}} q_i^2$  (i.e. the total required rates for UEs to reach their  $r_i^{req}$ ). Figure 5(a) also shows that by using the proposed RA with user discrimination algorithm that is based on carrier aggregation, the eNodeB takes into consideration the rates allocated to users in  $\mathcal{M}_2$  by carrier 1 when allocating carrier 2 resources. Carrier 2 resources are first allocated to VIP users until each of their applications reaches the application minimum required rate  $r_i^{req}$ . Then the majority of carrier 2 resources are allocated to the UEs running adaptive real-time applications until they reach their inflection rates, the eNodeB then allocates more of carrier 2 resources to UEs with delay-tolerant applications.

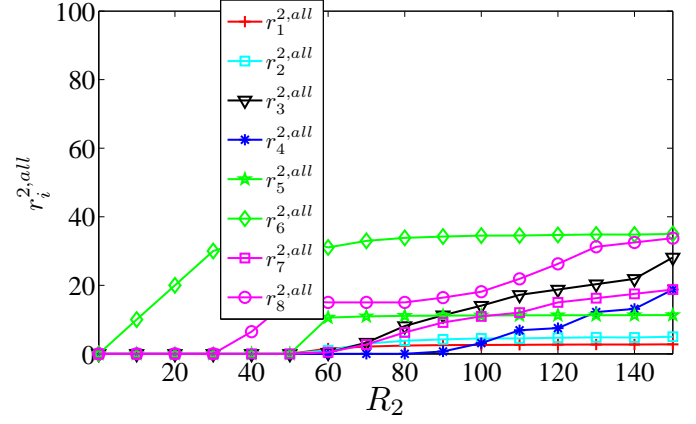
Figure 5(b) shows the total aggregated rates  $r_i = \sum_{j=1}^2 r_i^{j,all}$  for the 8 users.

### C. Pricing Analysis for Carrier 1 and Carrier 2

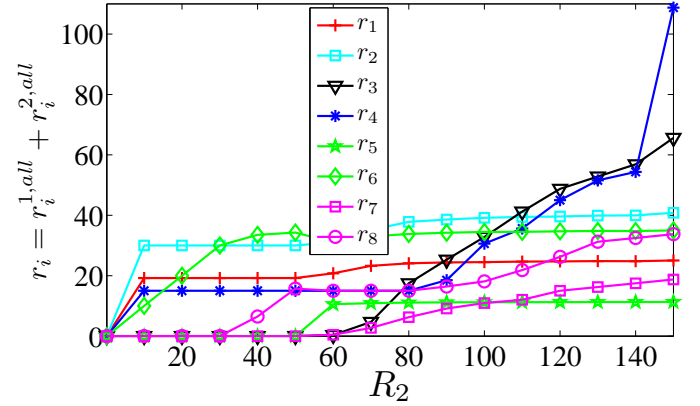
In the following simulations, we set  $\delta = 10^{-3}$ . In Figure 6, we show carrier 1 shadow price with  $60 \leq R_1 \leq 150$ . We observe that carrier 1 price  $p^1$  is traffic-dependant as it decreases for higher values of  $R_1$ . In Figure 7, we show the offered price of carrier 2 with  $10 \leq R_2 \leq 150$  and  $R_1 = 60$ . We observe that  $p^2$  decreases when  $R_2$  increases for  $10 \leq R_2 \leq 45$ , only VIP users are allocated rates by carrier 2 when  $10 \leq R_2 \leq 45$ . However, we observe a jump in the price when  $R_2 = 50$  as more users are considered in the rate allocation process (i.e. VIP users and regular users in  $\mathcal{M}_2$ ). Figure 7 also shows that carrier 2 price  $p^2$  decreases when  $R_2$  increases for  $50 \leq R_2 \leq 150$ .

## VI. CONCLUSION

In this paper, we proposed an efficient resource allocation with user discrimination approach to allocate multiple carriers resources optimally among UEs that belong to different user groups classes. We used utility functions to represent the applications running on the UEs. Each user is assigned a minimum required application rate based on its class and the type of its application. Users are partitioned into different user groups based on their class and the carriers coverage area. We presented resource allocation optimization problems based on carrier aggregation for different cases. We proved the existence of a tractable global optimal solution. We presented a RA algorithm for allocating resources from different carriers optimally among different classes of mobile users. The proposed algorithm ensures fairness in the utility percentage, gives priority to VIP users and within a VIP or a regular user group it gives priority to adaptive real-time applications while providing a minimum QoS for all users. We showed through



(a) The rates  $r_i^{2,all}$  allocated from carrier 2 to  $\mathcal{M}_2$  user group.



(b) The total aggregated rates  $r_i$  allocated by the eNodeB to the 8 users.

Fig. 5. The rates  $r_i^{2,all}$  allocated from carrier 2 to users in  $\mathcal{M}_2$  and the total aggregated rates allocated to the 8 users with carrier 2 available resources  $10 < R_2 < 150$  and carrier 1 resources fixed at  $R_1 = 60$ .

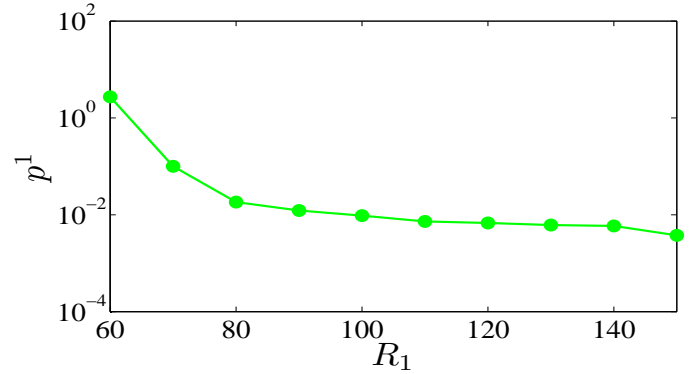


Fig. 6. Carrier 1 shadow price  $p^1$  with carrier 1 resources  $60 < R_1 < 150$ .

simulations that the proposed resource allocation algorithm converges to the optimal rates. We also showed that the pricing provided by our algorithm depends on the traffic load.

## REFERENCES

- [1] H. Ekstrom, "QoS control in the 3GPP evolved packet system," *Communications Magazine*, IEEE, vol. 47, pp. 76–83, february 2009.
- [2] M. Iwamura, K. Etemad, M.-H. Fong, R. Nory, and R. Love, "Carrier aggregation framework in 3GPP LTE-advanced [WiMAX/LTE Update]," *IEEE Communications Magazine*, vol. 48, no. 8, pp. 60–67, 2010.

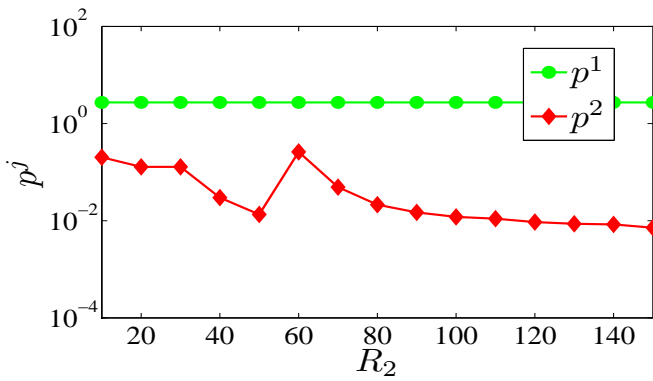


Fig. 7. Carrier 1 shadow price  $p^1$  and carrier 2 shadow price  $p^2$  with carrier 2 resources  $10 < R_2 < 150$  and carrier 1 resources fixed at  $R_1 = 60$ .

- [3] Y. Wang, K. I. Pedersen, T. B. Sørensen, and P. E. Mogensen, "Utility Maximization in LTE-Advanced Systems with Carrier Aggregation," in *VTC Spring*, pp. 1–5, 2011.
- [4] G. RP-091440, "Work Item Description: CarrierAggregation for LTE," December 2009.
- [5] M. Iwamura, K. Etemad, M.-H. Fong, R. Nory, and R. Love, "Carrier aggregation framework in 3GPP LTE-advanced [WiMAX/LTE Update]," *Communications Magazine, IEEE*, vol. 48, pp. 60–67, August 2010.
- [6] PCAST, "Final PCAST Spectrum Report," July 2012.
- [7] H. Shajaiah, A. Abdel-Hadi, and C. Clancy, "Utility Proportional Fairness Resource Allocation with Carrier Aggregation in 4G-LTE," in *Military Communications Conference, MILCOM 2013 - 2013 IEEE*, pp. 412–417, Nov 2013.
- [8] H. Shajaiah, A. Khawar, A. Abdel-Hadi, and T. Clancy, "Resource allocation with carrier aggregation in LTE Advanced cellular system sharing spectrum with S-band radar," in *Dynamic Spectrum Access Networks (DYSPAN), 2014 IEEE International Symposium on*, pp. 34–37, April 2014.
- [9] H. Shajaiah, A. Abdelhadi, and T. C. Clancy, "A price selective centralized algorithm for resource allocation with carrier aggregation in LTE cellular networks," *arXiv:1408.4151, Accepted in WCNC, 2015*.
- [10] H. Shajaiah, A. Abdel-Hadi, and C. Clancy, "Spectrum sharing between public safety and commercial users in 4G-LTE," in *Computing, Networking and Communications (ICNC), 2014 International Conference on*, pp. 674–679, Feb 2014.
- [11] H. Shajaiah, A. Abdelhadi, and C. Clancy, "Multi-Application Resource Allocation with Users Discrimination in Cellular Networks," in *PIMRC*, 2014.
- [12] A. Abdel-Hadi and C. Clancy, "A utility proportional fairness approach for resource allocation in 4G-LTE," in *Computing, Networking and Communications (ICNC), 2014 International Conference on*, pp. 1034–1040, Feb 2014.
- [13] F. Kelly, A. Maulloo, and D. Tan, "Rate control in communication networks: shadow prices, proportional fairness and stability," in *Journal of the Operational Research Society*, vol. 49, 1998.
- [14] S. Low, F. Paganini, and J. Doyle, "Internet congestion control," *Control Systems, IEEE*, vol. 22, pp. 28–43, Feb 2002.
- [15] S. Low and D. Lapsley, "Optimization flow control. i. basic algorithm and convergence," *Networking, IEEE/ACM Transactions on*, vol. 7, pp. 861–874, Dec 1999.
- [16] J. Mo and J. Walrand, "Fair end-to-end window-based congestion control," *Networking, IEEE/ACM Transactions on*, vol. 8, pp. 556–567, Oct 2000.
- [17] S. Shenker, "Fundamental design issues for the future internet," *Selected Areas in Communications, IEEE Journal on*, vol. 13, pp. 1176–1188, Sept 1995.
- [18] Z. Cao and E. Zegura, "Utility max-min: an application-oriented bandwidth allocation scheme," in *INFOCOM '99. Eighteenth Annual Joint Conference of the IEEE Computer and Communications Societies. Proceedings. IEEE*, vol. 2, pp. 793–801 vol.2, Mar 1999.
- [19] S. Sarkar and L. Tassiulas, "Fair allocation of utilities in multirate multicast networks: a framework for unifying diverse fairness objectives," *Automatic Control, IEEE Transactions on*, vol. 47, pp. 931–944, Jun 2002.
- [20] A. Abdel-Hadi and C. Clancy, "A robust optimal rate allocation algorithm and pricing policy for hybrid traffic in 4G-LTE," in *Personal Indoor and Mobile Radio Communications (PIMRC), 2013 IEEE 24th International Symposium on*, pp. 2185–2190, Sept 2013.
- [21] A. Abdel-Hadi, C. Clancy, and J. Mitola, "A Resource Allocation Algorithm for Multi-Application Users in 4G-LTE," in *MobiCom Workshop*, 2013.
- [22] M. Ghorbanzadeh, A. Abdelhadi, and C. Clancy, "A utility proportional fairness radio resource block allocation in cellular networks," *arXiv:1406.2630v1*.
- [23] T. Erpek, A. Abdelhadi, and T. C. Clancy, "An optimal application-aware resource block scheduling in LTE," *arXiv:1405.7446v1*.
- [24] M. Awad, V. Mahinthan, M. Mehrjoo, X. Shen, and J. W. Mark, "A Dual-Decomposition-Based Resource Allocation for OFDMA Networks With Imperfect CSI," *Vehicular Technology, IEEE Transactions on*, vol. 59, pp. 2394–2403, Jun 2010.
- [25] M. Mehrjoo, S. Moazeni, and X. S. Shen, "Resource allocation in OFDMA networks based on interior point methods," *Wireless Communications and Mobile Computing*, vol. 10, no. 11, pp. 1493–1508, 2010.
- [26] P. Tejera, W. Utschick, J. Nossek, and G. Bauch, "Rate Balancing in Multiuser MIMO OFDM Systems," *Communications, IEEE Transactions on*, vol. 57, pp. 1370–1380, May 2009.
- [27] L. Xu, X. Shen, and J. W. Mark, "Fair resource allocation with guaranteed statistical QoS for multimedia traffic in wideband CDMA cellular network," *Mobile Computing, IEEE Transactions on*, vol. 4, pp. 166–177, March 2005.
- [28] M. Mehrjoo, M. Awad, M. Dianati, and X. Shen, "Design of fair weights for heterogeneous traffic scheduling in multichannel wireless networks," *Communications, IEEE Transactions on*, vol. 58, pp. 2892–2902, October 2010.
- [29] R. Madan, S. Boyd, and S. Lall, "Fast algorithms for resource allocation in wireless cellular networks," *Networking, IEEE/ACM Transactions on*, vol. 18, pp. 973–984, June 2010.
- [30] Y.-B. Lin, T.-H. Chiu, and Y.-T. Su, "Optimal and near-optimal resource allocation algorithms for OFDMA networks," *Wireless Communications, IEEE Transactions on*, vol. 8, pp. 4066–4077, August 2009.
- [31] G. Li and H. Liu, "Downlink dynamic resource allocation for multi-cell OFDMA system," in *Signals, Systems and Computers, 2004. Conference Record of the Thirty-Seventh Asilomar Conference on*, vol. 1, pp. 517–521 Vol.1, Nov 2003.
- [32] S. Cicalo, V. Tralli, and A. Perez-Neira, "Centralized vs Distributed Resource Allocation in Multi-Cell OFDMA Systems," in *Vehicular Technology Conference (VTC Spring), 2011 IEEE 73rd*, pp. 1–6, May 2011.
- [33] M. Dianati, X. Shen, and K. Naik, "Cooperative Fair Scheduling for the Downlink of CDMA Cellular Networks," *Vehicular Technology, IEEE Transactions on*, vol. 56, pp. 1749–1760, July 2007.
- [34] P.-L. Tsai, K.-J. Lin, and W.-T. Chen, "Downlink radio resource allocation with Carrier Aggregation in MIMO LTE-advanced systems," in *Communications (ICC), 2014 IEEE International Conference on*, pp. 2332–2337, June 2014.
- [35] J.-W. Lee, R. Mazumdar, and N. Shroff, "Downlink power allocation for multi-class wireless systems," *Networking, IEEE/ACM Transactions on*, vol. 13, pp. 854–867, Aug 2005.
- [36] S. Shenker, "Fundamental design issues for the future internet," *Selected Areas in Communications, IEEE Journal on*, vol. 13, no. 7, pp. 1176–1188, 1995.
- [37] G. Tychogiorgos, A. Gkelias, and K. K. Leung, "Utility-proportional fairness in wireless networks," in *Personal Indoor and Mobile Radio Communications (PIMRC), 2012 IEEE 23rd International Symposium on*, pp. 839–844, Sept 2012.
- [38] S. Boyd and L. Vandenberghe, *Introduction to convex optimization with engineering applications*. Course Reader, 2001.