

A Hierarchical Neural Autoencoder for Paragraphs and Documents

Jiwei Li, Minh-Thang Luong and Dan Jurafsky

Computer Science Department, Stanford University, Stanford, CA 94305, USA

jiwei, lmthang, jurafsky@stanford.edu

Abstract

Natural language generation of coherent long texts like paragraphs or longer documents is a challenging problem for recurrent networks models. In this paper, we explore an important step toward this generation task: training an LSTM (Long-short term memory) auto-encoder to preserve and reconstruct multi-sentence paragraphs. We introduce an LSTM model that hierarchically builds an embedding for a paragraph from embeddings for sentences and words, then decodes this embedding to reconstruct the original paragraph. We evaluate the reconstructed paragraph using standard metrics like ROUGE and Entity Grid, showing that neural models are able to encode texts in a way that preserve syntactic, semantic, and discourse coherence. While only a first step toward generating coherent text units from neural models, our work has the potential to significantly impact natural language generation and summarization¹.

1 Introduction

Generating coherent text is a central task in natural language processing. A wide variety of theories exist for representing relationships between text units, such as Rhetorical Structure Theory (Mann and Thompson, 1988) or Discourse Representation Theory (Lascarides and Asher, 1991), for extracting these relations from text units (Marcu, 2000; LeThanh et al., 2004; Hernault et al., 2010; Feng and Hirst, 2012, *inter alia*), and for extracting other coherence properties characterizing the role each text unit plays with others in a discourse (Barzilay and Lapata, 2008; Barzilay and Lee,

2004; Elsner and Charniak, 2008; Li and Hovy, 2014, *inter alia*). However, applying these to text generation remains difficult. To understand how discourse units are connected, one has to understand the communicative function of each unit, and the role it plays within the context that encapsulates it, recursively all the way up for the entire text. Identifying increasingly sophisticated human-developed features may be insufficient for capturing these patterns. But developing neural-based alternatives has also been difficult. Although neural representations for sentences can capture aspects of coherent sentence structure (Ji and Eisenstein, 2014; Li et al., 2014; Li and Hovy, 2014), it's not clear how they could help in generating more broadly coherent text.

Recent LSTM models (Hochreiter and Schmidhuber, 1997) have shown powerful results on generating meaningful and grammatical sentences in sequence generation tasks like machine translation (Sutskever et al., 2014; 0; Luong et al., 2015) or parsing (Vinyals et al., 2014). This performance is at least partially attributable to the ability of these systems to capture local compositionally: the way neighboring words are combined semantically and syntactically to form meanings that they wish to express.

Could these models be extended to deal with generation of larger structures like paragraphs or even entire documents? In standard sequence-to-sequence generation tasks, an input sequence is mapped to a vector embedding that represents the sequence, and then to an output string of words. Multi-text generation tasks like summarization could work in a similar way: the system reads a collection of input sentences, and is then asked to generate meaningful texts with certain properties (such as—for summarization—being succinct and conclusive). Just as the local semantic and syntactic compositionally of words can be captured by LSTM models, can the com-

¹Code for models described in this paper are available at www.stanford.edu/~jiwei/.

positionally of discourse relations of higher-level text units (e.g., clauses, sentences, paragraphs, and documents) be captured in a similar way, with clues about how text units connect with each other stored in the neural compositional matrices?

In this paper we explore a first step toward this task of neural natural language generation. We focus on the component task of training a paragraph (document)-to-paragraph (document) autoencoder to reconstruct the input text sequence from a compressed vector representation from a deep learning model. We develop hierarchical LSTM models that arranges tokens, sentences and paragraphs in a hierarchical structure, with different levels of LSTMs capturing compositionality at the token-token and sentence-to-sentence levels.

We offer in the following section to a brief description of sequence-to-sequence LSTM models. The proposed hierarchical LSTM models are then described in Section 3, followed by experimental results in Section 4, and then a brief conclusion.

2 Long-Short Term Memory (LSTM)

In this section we give a quick overview of LSTM models. LSTM models (Hochreiter and Schmidhuber, 1997) are defined as follows: given a sequence of inputs $X = \{x_1, x_2, \dots, x_{n_X}\}$, an LSTM associates each timestep with an input, memory and output gate, respectively denoted as i_t, f_t and o_t . For notations, we disambiguate e and h where e_t denote the vector for individual text unite (e.g., word or sentence) at time step t while h_t denotes the vector computed by LSTM model at time t by combining e_t and h_{t-1} . σ denotes the sigmoid function. The vector representation h_t for each time-step t is given by:

$$\begin{bmatrix} i_t \\ f_t \\ o_t \\ l_t \end{bmatrix} = \begin{bmatrix} \sigma \\ \sigma \\ \sigma \\ \tanh \end{bmatrix} W \cdot \begin{bmatrix} h_{t-1} \\ e_t \end{bmatrix} \quad (1)$$

$$c_t = f_t \cdot c_{t-1} + i_t \cdot l_t \quad (2)$$

$$h_t^s = o_t \cdot c_t \quad (3)$$

where $W \in \mathbb{R}^{4K \times 2K}$. In sequence-to-sequence generation tasks, each input X is paired with a sequence of outputs to predict: $Y = \{y_1, y_2, \dots, y_{n_Y}\}$. An LSTM defines a distribution over outputs and sequentially predicts tokens us-

ing a softmax function:

$$\begin{aligned} P(Y|X) &= \prod_{t \in [1, n_Y]} p(y_t | x_1, x_2, \dots, x_t, y_1, y_2, \dots, y_{t-1}) \\ &= \prod_{t \in [1, n_Y]} \frac{\exp(f(h_{t-1}, e_{y_t}))}{\sum_{y'} \exp(f(h_{t-1}, e_{y'}))} \end{aligned} \quad (4)$$

$f(h_{t-1}, e_{y_t})$ denotes the activation function between e_{h-1} and e_{y_t} , where h_{t-1} is the representation outputted from the LSTM at time $t - 1$. Note that each sentence ends up with a special end-of-sentence symbol $\langle \text{end} \rangle$. Commonly, the input and output use two different LSTMs with different sets of convolutional parameters for capturing different compositional patterns.

In the decoding procedure, the algorithm terminates when an $\langle \text{end} \rangle$ token is predicted. At each timestep, either a greedy approach or beam search can be adopted for word prediction. Greedy search selects the token with the largest conditional probability, the embedding of which is then combined with preceding output for next step token prediction. For beam search, (Sutskever et al., 2014) discovered that a beam size of 2 suffices to provide most of benefits of beam search.

3 Paragraph Autoencoder

In this section, we introduce our proposed hierarchical LSTM model for the autoencoder.

3.1 Notation

Let D denote a paragraph or a document, which is comprised of a sequence of N_D sentences, $D = \{s^1, s^2, \dots, s^{N_D}, \text{end}_D\}$. An additional "end_D" token is appended to each document. Each sentence s is comprised of a sequence of tokens $s = \{w^1, w^2, \dots, w^{N_s}\}$ where N_s denotes the length of the sentence, each sentence ending with an "end_s" token. The word w is associated with a K -dimensional embedding e_w , $e_w = \{e_w^1, e_w^2, \dots, e_w^K\}$. Let V denote vocabulary size. Each sentence s is associated with a K -dimensional representation e_s .

An autoencoder is a neural model where output units are directly connected with or identical to input units. Typically, inputs are compressed into a representation using neural models (encoding), which is then used to reconstruct it back (decoding). For a paragraph autoencoder, both the input X and output Y are the same document D . The

autoencoder first compresses D into a vector representation e_D and then reconstructs D based on e_D .

For simplicity, we define $LSTM(h_{t-1}, e_t)$ to be the LSTM operation on vectors h_{t-1} and e_t to achieve h_t as in Equ.1 and 2. For clarification, we first describe the following notations used in encoder and decoder:

- h_t^w and h_t^s denote hidden vectors from LSTM models, the subscripts of which indicate timestep t , the superscripts of which indicate operations at word level (w) or sequence level (s). $h_t^s(\text{enc})$ specifies encoding stage and $h_t^s(\text{dec})$ specifies decoding stage.
- e_t^w and e_t^s denotes word-level and sentence-level embedding for word and sentence at position t in terms of its residing sentence or document.

3.2 Model 1: Standard LSTM

The whole input and output are treated as one sequence of tokens. Following Sutskever et al. (2014) and 0), we trained an autoencoder that first maps input documents into vector representations from a $LSTM_{\text{encode}}$ and then reconstructs inputs by predicting tokens within the document sequentially from a $LSTM_{\text{decode}}$. Two separate LSTMs are implemented for encoding and decoding with no sentence structures considered. Illustration is shown in Figure 1.

3.3 Model 2: Hierarchical LSTM

The hierarchical model draws on the intuition that just as the juxtaposition of words creates a joint meaning of a sentence, the juxtaposition of sentences also creates a joint meaning of a paragraph or a document.

Encoder We first obtain representation vectors at the sentence level by putting one layer of LSTM (denoted as $LSTM_{\text{encode}}^{\text{word}}$) on top of its containing words:

$$h_t^w(\text{enc}) = LSTM_{\text{encode}}^{\text{word}}(e_t^w, h_{t-1}^w(\text{enc})) \quad (5)$$

The vector output at the ending time-step is used to represent the entire sentence as

$$e_s = h_{\text{end}_s}^w$$

To build representation e_D for the current document/paragraph D , another layer of LSTM (denoted as $LSTM_{\text{encode}}^{\text{sentence}}$) is placed on top of all sentences, computing representations sequentially for

each timestep:

$$h_t^s(\text{enc}) = LSTM_{\text{encode}}^{\text{sentence}}(e_t^s, h_{t-1}^s(\text{enc})) \quad (6)$$

Representation $e_{\text{end}_D}^s$ computed at the final time step is used to represent the entire document: $e_D = h_{\text{end}_D}^s$.

Thus one LSTM operates at the token level, leading to the acquisition of sentence-level representations that are then used as inputs into the second LSTM that acquires document-level representations, in a hierarchical structure.

Decoder As with encoding, the decoding algorithm operates on a hierarchical structure with two layers of LSTMs. LSTM outputs at sentence level for time step t are obtained by:

$$h_t^s(\text{dec}) = LSTM_{\text{decode}}^{\text{sentence}}(e_t^s, h_{t-1}^s(\text{dec})) \quad (7)$$

The initial time step $h_0^s(d) = e_D$, the end-to-end output from the encoding procedure. $h_t^s(d)$ is used as the original input into $LSTM_{\text{decode}}^{\text{word}}$ for subsequently predicting tokens within sentence $t + 1$. $LSTM_{\text{decode}}^{\text{word}}$ predicts tokens at each position sequentially, the embedding of which is then combined with earlier hidden vectors for the next time-step prediction until the end_s token is predicted. The procedure can be summarized as follows:

$$h_t^w(\text{dec}) = LSTM_{\text{decode}}^{\text{sentence}}(e_t^w, h_{t-1}^w(\text{dec})) \quad (8)$$

$$p(w|\cdot) = \text{softmax}(e_w, h_{t-1}^w(\text{dec})) \quad (9)$$

During decoding, $LSTM_{\text{decode}}^{\text{word}}$ generates each word token w sequentially and combines it with earlier LSTM-outputted hidden vectors. The LSTM hidden vector computed at the final time step is used to represent the current sentence.

This is passed to $LSTM_{\text{decode}}^{\text{sentence}}$, combined with h_t^s for the acquisition of h_{t+1} , and outputted to the next time step in sentence decoding.

For each timestep t , $LSTM_{\text{decode}}^{\text{sentence}}$ has to first decide whether decoding should proceed or come to a full stop: we add an additional token end_D to the vocabulary. Decoding terminates when token end_D is predicted. Details are shown in Figure 2.

3.4 Model 3: Hierarchical LSTM with Attention

Attention models adopt a look-back strategy by linking the current decoding stage with input sentences in an attempt to consider which part of the input is most responsible for the current decoding

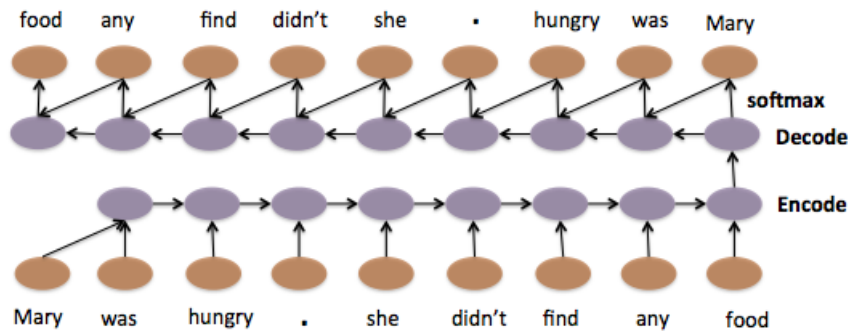


Figure 1: Standard Sequence to Sequence Model.

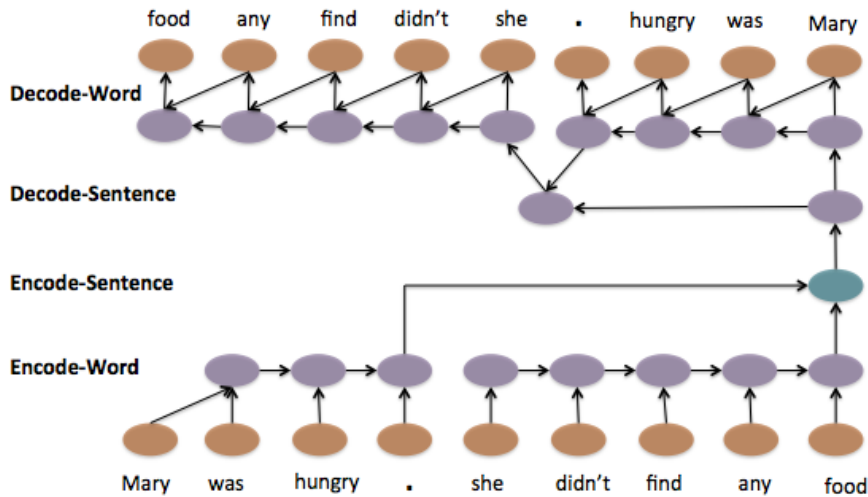


Figure 2: Hierarchical Sequence to Sequence Model.

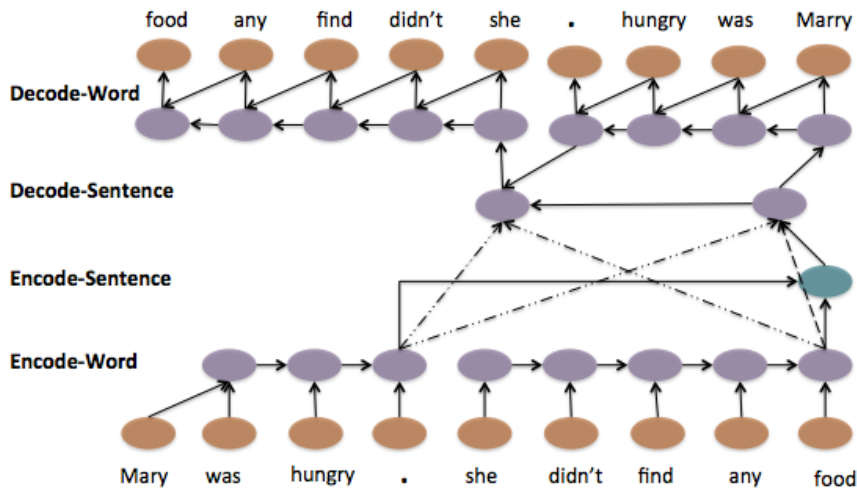


Figure 3: Hierarchical Sequence to Sequence Model with Attention.

state. This attention version of hierarchical model is inspired by similar work in image caption generation and machine translation (Xu et al., 2015; 0).

Let $H = \{h_1^s(e), h_2^s(e), \dots, h_N^s(e)\}$ be the collection of sentence-level hidden vectors for

each sentence from the inputs, outputted from $LSTM_{\text{encode}}^{\text{Sentence}}$. Each element in H contains information about input sequences with a strong focus on the parts surrounding each specific sentence (time-step). During decoding, suppose that e_t^s denotes the sentence-level embedding at current step

and that $h_{t-1}^s(\text{dec})$ denotes the hidden vector outputted from $LSTM_{\text{decode}}^{\text{sentence}}$ at previous time step $t-1$. Attention models would first link the current-step decoding information, i.e., $h_{t-1}^s(\text{dec})$ which is outputted from $LSTM_{\text{dec}}^{\text{sentence}}$ with each of the input sentences $i \in [1, N]$, characterized by a strength indicator v_i :

$$v_i = U^T f(W_1 \cdot h_{t-1}^s(\text{dec}) + W_2 \cdot h_i^s(\text{enc})) \quad (10)$$

$W_1, W_2 \in \mathbb{R}^{K \times K}$, $U \in \mathbb{R}^{K \times 1}$. v_i is then normalized:

$$a_i = \frac{\exp(v_i)}{\sum_{i'} \exp(v_{i'})} \quad (11)$$

The attention vector is then created by averaging weights over all input sentences:

$$m_t = \sum_{i \in [1, N_D]} a_i h_i^s(\text{enc}) \quad (12)$$

LSTM hidden vectors for current step is then achieved by combining c_t , e_t^s and $h_{t-1}^s(\text{dec})$:

$$\begin{bmatrix} i_t \\ f_t \\ o_t \\ l_t \end{bmatrix} = \begin{bmatrix} \sigma \\ \sigma \\ \sigma \\ \tanh \end{bmatrix} W \cdot \begin{bmatrix} h_{t-1}^s(\text{dec}) \\ e_t^s \\ m_t \end{bmatrix} \quad (13)$$

$$c_t = f_t \cdot c_{t-1} + i_t \cdot l_t \quad (14)$$

$$h_t^s = o_t \cdot c_t \quad (15)$$

where $W \in \mathbb{R}^{4K \times 3K}$. h_t is then used for word predicting as in the vanilla version of the hierarchical model.

3.5 Training and Testing

Parameters are estimated by maximizing likelihood of outputs given inputs, similar to standard sequence-to-sequence models. A softmax function is adopted for predicting each token within output documents, the error of which is first back-propagated through $LSTM_{\text{decode}}^{\text{word}}$ to sentences, then through $LSTM_{\text{decode}}^{\text{sentence}}$ to document representation e_D , and last through $LSTM_{\text{encode}}^{\text{sentence}}$ and $LSTM_{\text{encode}}^{\text{word}}$ to inputs. Stochastic gradient descent with minibatches is adopted.

For testing, we adopt a greedy strategy with no beam search. For a given document D , e_D is first obtained given already learned $LSTM_{\text{encode}}$ parameters and word embeddings. Then in decoding, $LSTM_{\text{decode}}^{\text{sentence}}$ computes embeddings at each sentence-level time-step, which is first fed into the binary classifier to decide whether sentence decoding terminates and then into $LSTM_{\text{decode}}^{\text{word}}$ for word decoding.

dataset	S per D	W per D	W per S
Hotel-Review	8.8	124.8	14.1
Wikipedia	8.4	132.9	14.8

Table 1: Statistics for the Datasets. W, S and D respectively represent number of words, number of sentences, and number of documents/paragraphs. For example, ‘‘S per D’’ denotes average number of sentences per document.

4 Experiments

4.1 Dataset

We implement the proposed autoencoder on two datasets, a highly domain specific dataset consisting of hotel reviews and a general dataset extracted from Wikipedia.

Hotel Reviews We use a subset of hotel reviews crawled from TripAdvisor. We consider only reviews consisting sentences ranging from 50 to 250 words; the model has problems dealing with extremely long sentences, as we will discuss later. We keep a vocabulary set consisting of the 25,000 most frequent words. A special ‘‘<unk>’’ token is used to denote all the remaining less frequent tokens. Reviews that consist of more than 2 percent of unknown words are discarded. Our training dataset is comprised of roughly 340,000 reviews; the testing set is comprised of 40,000 reviews. Dataset details are shown in Table 1.

Wikipedia We extracted paragraphs from Wikipedia corpus that meet the aforementioned length requirements. We keep a top frequent vocabulary list of 120,000 words. Paragraphs with larger than 4 percent of unknown words are discarded. The training dataset is comprised of roughly 500,000 paragraphs and testing contains roughly 50,000.

4.2 Training Details and Implementation

Previous research has shown that deep LSTMs work better than shallow ones for sequence-to-sequence tasks (Vinyals et al., 2014; Sutskever et al., 2014). We adopt a LSTM structure with four layer for encoding and four layer for decoding, each of which is comprised of a different set of parameters. Each LSTM layer consists of 1,000 hidden neurons and the dimensionality of word embeddings is set to 1,000. Other training details are given below, some of which follow Sutskever et al. (2014).

- Input documents are reversed.
- LSTM parameters and word embeddings are initialized from a uniform distribution between $[-0.08, 0.08]$.
- Stochastic gradient descent is implemented without momentum using a fixed learning rate of 0.1. We stated halving the learning rate every half epoch after 5 epochs. We trained our models for a total of 7 epochs.
- Batch size is set to 32 (32 documents).
- Decoding algorithm allows generating at most 1.5 times the number of words in inputs.
- 0.2 dropout rate.
- Gradient clipping is adopted by scaling gradients when the norm exceeded a threshold of 5.

Our implementation on a single GPU² processes a speed of approximately 600-1,200 tokens per second. We trained our models for a total of 7 iterations.

4.3 Evaluations

We need to measure the closeness of the output (candidate) to the input (reference). We first adopt two standard evaluation metrics, ROUGE (Lin, 2004; Lin and Hovy, 2003) and BLEU (Papineni et al., 2002).

ROUGE is a recall-oriented measure widely used in the summarization literature. It measures the n-gram recall between the candidate text and the reference text(s). In this work, we only have one reference document (the input document) and ROUGE score is therefore given by:

$$\text{ROUGE}_n = \frac{\sum_{\text{gram}_n \in \text{input}} \text{count}_{\text{match}}(\text{gram}_n)}{\sum_{\text{gram}_n \in \text{input}} \text{count}(\text{gram}_n)} \quad (16)$$

where $\text{count}_{\text{match}}$ denotes the number of n-grams co-occurring in the input and output. We report ROUGE-1, 2 and W (based on weighted longest common subsequence).

BLEU Purely measuring recall will inappropriately reward long outputs. BLEU is designed to address such an issue by emphasizing precision. n-gram precision scores for our situation are given by:

$$\text{precision}_n = \frac{\sum_{\text{gram}_n \in \text{output}} \text{count}_{\text{match}}(\text{gram}_n)}{\sum_{\text{gram}_n \in \text{output}} \text{count}(\text{gram}_n)} \quad (17)$$

²Tesla K40m, 1 Kepler GK110B, 2880 Cuda cores.

BLEU then combines the average logarithm of precision scores with exceeded length penalization. For details, see Papineni et al. (2002).

Coherence Evaluation Neither BLEU nor ROUGE attempts to evaluate true coherence. There is no generally accepted and readily available coherence evaluation metric.³ Because of the difficulty of developing a universal coherence evaluation metric, we proposed here only a tailored metric specific to our case. Based on the assumption that human-generated texts (i.e., input documents in our tasks) are coherent (Barzilay and Lapata, 2008), we compare generated outputs with input documents in terms of how much original text order is preserved.

We develop a grid evaluation metric similar to the entity transition algorithms in (Barzilay and Lee, 2004; Lapata and Barzilay, 2005). The key idea of Barzilay and Lapata’s models is to first identify grammatical roles (i.e., object and subject) that entities play and then model the transition probability over entities and roles across sentences. We represent each sentence as a feature-vector consisting of verbs and nouns in the sentence. Next we align sentences from output documents to input sentences based on sentence-to-sentence F1 scores (precision and recall are computed similarly to ROUGE and BLEU but at sentence level) using feature vectors. Note that multiple output sentences can be matched to one input sentence. Assume that sentence s_{output}^i is aligned with sentence $s_{\text{input}}^{i'}$, where i and i' denote position index for a output sentence and its aligned input. The penalization score L is then given by:

$$L = \frac{2}{N_{\text{output}} \cdot (N_{\text{output}} - 1)} \times \sum_{i \in [1, N_{\text{output}} - 1]} \sum_{j \in [i+1, N_{\text{output}}]} |(j - i) - (j' - i')| \quad (18)$$

Equ. 18 can be interpreted as follows: $(j - i)$ denotes the distance in terms of position index between two outputted sentences indexed by j and i ,

³Wolf and Gibson (2005) and Lin et al. (2011) proposed metrics based on discourse relations, but these are hard to apply widely since identifying discourse relations is a difficult problem. Indeed sophisticated coherence evaluation metrics are seldom adopted in real-world applications, and summarization researchers tend to use simple approximations like number of overlapped tokens or topic distribution similarity (e.g., (Yan et al., 2011b; Yan et al., 2011a; Celikyilmaz and Hakkani-Tür, 2011)).

Input-Wiki	washington was unanimously elected President by the electors in both the 1788 – 1789 and 1792 elections . he oversaw the creation of a strong, well-financed national government that maintained neutrality in the french revolutionary wars , suppressed the whiskey rebellion , and won acceptance among Americans of all types . washington established many forms in government still used today , such as the cabinet system and inaugural address . his retirement after two terms and the peaceful transition from his presidency to that of john adams established a tradition that continued up until franklin d . roosevelt was elected to a third term . washington has been widely hailed as the ” father of his country ” even during his lifetime.
Output-Wiki	washington was elected as president in 1792 and voters <unk> of these two elections until 1789 . he continued suppression <unk> whiskey rebellion of the french revolution war government , strong , national well are involved in the establishment of the fin advanced operations , won acceptance . as in the government , such as the establishment of various forms of inauguration speech washington , and are still in use . <unk> continued after the two terms of his quiet transition to retirement of <unk> <unk> of tradition to have been elected to the third paragraph . but , ” the united nations of the father ” and in washington in his life , has been widely praised .
Input-Wiki	apple inc . is an american multinational corporation headquartered in cupertino , california , that designs , develops , and sells consumer electronics , computer software , online services , and personal com - puters . its bestknown hardware products are the mac line of computers , the ipod media player , the iphone smartphone , and the ipad tablet computer . its online services include icloud , the itunes store , and the app store . apple’s consumer software includes the os x and ios operating systems , the itunes media browser , the safari web browser , and the ilife and iwork creativity and productivity suites .
Output-Wiki	apple is a us company in california , <unk> , to develop electronics , softwares , and pc , sells . hardware include the mac series of computers , ipod , iphone . its online services , including icloud , itunes store and in app store . softwares , including os x and ios operating system , itunes , web browser , < unk> , including a productivity suite .
Input-Wiki	paris is the capital and most populous city of france . situated on the seine river , in the north of the country , it is in the centre of the le-de-france region . the city of paris has a population of 2273305 inhabitants . this makes it the fifth largest city in the european union measured by the population within the city limits .
Output-Wiki	paris is the capital and most populated city in france . located in the <unk> , in the north of the country , it is the center of <unk> . paris , the city has a population of <num> inhabitants . this makes the eu ’ s population within the city limits of the fifth largest city in the measurement .
Input-Review	on every visit to nyc , the hotel beacon is the place we love to stay . so conveniently located to central park , lincoln center and great local restaurants . the rooms are lovely . beds so comfortable , a great little kitchen and new wizz bang coffee maker . the staff are so accommodating and just love walking across the street to the fairway supermarket with every imaginable goodies to eat .
Output-Review	every time in new york , lighthouse hotel is our favorite place to stay . very convenient , central park , lincoln center , and great restaurants . the room is wonderful , very comfortable bed , a kitchenette and a large explosion of coffee maker . the staff is so inclusive , just across the street to walk to the supermarket channel love with all kinds of what to eat .

Table 2: A few examples produced by the hierarchical LSTM alongside the inputs.

and $(j' - i')$ denotes the distance between their mirrors in inputs. As we wish to penalize the degree of permutation in terms of text order, we penalize the absolute difference between the two computed distances. This metric is also relevant to the overall performance of prediction and recall: an irrelevant output will be aligned to a random input, thus being heavily penalized. The deficiency of the proposed metric is that it concerns itself only with a semantic perspective on coherence, barely considering syntactical issues.

4.4 Results

A summary of our experimental results is given in Table 3. We observe better performances for

the hotel-review dataset than the open domain Wikipedia dataset, for the intuitive reason that documents and sentences are written in a more fixed format and easy to predict for hotel reviews.

The hierarchical model that considers sentence-level structure outperforms standard sequence-to-sequence models. Attention models at the sentence level introduce performance boost over vanilla hierarchical models.

With respect to the coherence evaluation, the original sentence order is mostly preserved: the hierarchical model with attention achieves $L = 1.57$ on the hotel-review dataset, equivalent to the fact that the relative position of two input sentences are permuted by an average degree of 1.57. Even

Model	Dataset	BLEU	ROUGE-1	ROUGE-2	Coherence(L)
Standard	Hotel Review	0.241	0.571	0.302	1.92
Hierarchical	Hotel Review	0.267	0.590	0.330	1.71
Hierarchical+Attention	Hotel Review	0.285	0.624	0.355	1.57
Standard	Wikipedia	0.178	0.502	0.228	2.75
Hierarchical	Wikipedia	0.202	0.529	0.250	2.30
Hierarchical+Attention	Wikipedia	0.220	0.544	0.291	2.04

Table 3: Results for three models on two datasets. As with coherence score L , smaller values signifies better performances.

for the Wikipedia dataset where more poor-quality sentences are observed, the original text order can still be adequately maintained with $L = 2.04$.

5 Discussion and Future Work

In this paper, we extended recent sequence-to-sequence LSTM models to the task of multi-sentence generation. We trained an autoencoder to see how well LSTM models can reconstruct input documents of many sentences. We find that the proposed hierarchical LSTM models can partially preserve the semantic and syntactic integrity of multi-text units and generate meaningful and grammatical sentences in coherent order. Our model performs better than standard sequence-to-sequence models which do not consider the intrinsic hierarchical discourse structure of texts.

While our work on auto-encoding for larger texts is only a preliminary effort toward allowing neural models to deal with discourse, it nonetheless suggests that neural models are capable of encoding complex clues about how coherent texts are connected.

The performance on this autoencoder task could certainly also benefit from more sophisticated neural models. For example one extension might align the sentence currently being generated with the original input sentence (similar to sequence-to-sequence translation in (0)), and later transform the original task to sentence-to-sentence generation. However our long-term goal here is not on perfecting this basic multi-text generation scenario of reconstructing input documents, but rather on extending it to more important applications.

That is, the autoencoder described in this work, where input sequence X is identical to output Y , is only the most basic instance of the family of document (paragraph)-to-document (paragraph) generation tasks. We hope the ideas proposed in this paper can play some role in enabling such

more sophisticated generation tasks like summarization, where the inputs are original documents and outputs are summaries or question answering, where inputs are questions and outputs are the actual wording of answers. Sophisticated generation tasks like summarization or dialogue systems could extend this paradigm, and could themselves benefit from task-specific adaptations. In summarization, sentences to generate at each timestep might be pre-pointed to or pre-aligned to specific aspects, topics, or pieces of texts to be summarized. Dialogue systems could incorporate information about the user or the time course of the dialogue. In any case, we look forward to more sophisticated applications of neural models to the important task of natural language generation.

6 Acknowledgement

The authors want to thank Gabor Angeli, Sam Bowman, Percy Liang and other members of the Stanford NLP group for insightful comments and suggestion. We also thank the three anonymous ACL reviewers for helpful comments. This work is supported by Enlight Foundation Graduate Fellowship, and a gift from Bloomberg L.P, which we gratefully acknowledge.

References

- Dzmitry Bahdanau, Kyunghyun Cho, and Yoshua Bengio. 2014. Neural machine translation by jointly learning to align and translate. *arXiv preprint arXiv:1409.0473*.
- Regina Barzilay and Mirella Lapata. 2008. Modeling local coherence: An entity-based approach. *Computational Linguistics*, 34(1):1–34.
- Regina Barzilay and Lillian Lee. 2004. Catching the drift: Probabilistic content models, with applications to generation and summarization. *arXiv preprint cs/0405039*.

- Asli Celikyilmaz and Dilek Hakkani-Tür. 2011. Discovery of topically coherent sentences for extractive summarization. In *Proceedings of the 49th Annual Meeting of the Association for Computational Linguistics: Human Language Technologies-Volume 1*, pages 491–499. Association for Computational Linguistics.
- Micha Elsner and Eugene Charniak. 2008. Coreference-inspired coherence modeling. In *Proceedings of the 46th Annual Meeting of the Association for Computational Linguistics on Human Language Technologies: Short Papers*, pages 41–44. Association for Computational Linguistics.
- Vanessa Wei Feng and Graeme Hirst. 2012. Text-level discourse parsing with rich linguistic features. In *Proceedings of the 50th Annual Meeting of the Association for Computational Linguistics: Long Papers-Volume 1*, pages 60–68. Association for Computational Linguistics.
- Hugo Hernault, Helmut Prendinger, Mitsuru Ishizuka, et al. 2010. Hilda: a discourse parser using support vector machine classification. *Dialogue & Discourse*, 1(3).
- Sepp Hochreiter and Jürgen Schmidhuber. 1997. Long short-term memory. *Neural computation*, 9(8):1735–1780.
- Yangfeng Ji and Jacob Eisenstein. 2014. Representation learning for text-level discourse parsing. In *Proceedings of the 52nd Annual Meeting of the Association for Computational Linguistics*, volume 1, pages 13–24.
- Mirella Lapata and Regina Barzilay. 2005. Automatic evaluation of text coherence: Models and representations. In *IJCAI*, volume 5, pages 1085–1090.
- Alex Lascarides and Nicholas Asher. 1991. Discourse relations and defeasible knowledge. In *Proceedings of the 29th annual meeting on Association for Computational Linguistics*, pages 55–62. Association for Computational Linguistics.
- Huong LeThanh, Geetha Abeyasinghe, and Christian Huyck. 2004. Generating discourse structures for written texts. In *Proceedings of the 20th international conference on Computational Linguistics*, page 329. Association for Computational Linguistics.
- Jiwei Li and Eduard Hovy. 2014. A model of coherence based on distributed sentence representation.
- Jiwei Li, Rumeng Li, and Eduard Hovy. 2014. Recursive deep models for discourse parsing. In *Proceedings of the 2014 Conference on Empirical Methods in Natural Language Processing (EMNLP)*, pages 2061–2069.
- Chin-Yew Lin and Eduard Hovy. 2003. Automatic evaluation of summaries using n-gram co-occurrence statistics. In *Proceedings of the 2003 Conference of the North American Chapter of the Association for Computational Linguistics on Human Language Technology-Volume 1*, pages 71–78. Association for Computational Linguistics.
- Ziheng Lin, Hwee Tou Ng, and Min-Yen Kan. 2011. Automatically evaluating text coherence using discourse relations. In *Proceedings of the 49th Annual Meeting of the Association for Computational Linguistics: Human Language Technologies-Volume 1*, pages 997–1006. Association for Computational Linguistics.
- Chin-Yew Lin. 2004. Rouge: A package for automatic evaluation of summaries. In *Text Summarization Branches Out: Proceedings of the ACL-04 Workshop*, pages 74–81.
- Thang Luong, Ilya Sutskever, Quoc V Le, Oriol Vinyals, and Wojciech Zaremba. 2015. Addressing the rare word problem in neural machine translation. *ACL*.
- William C Mann and Sandra A Thompson. 1988. Rhetorical structure theory: Toward a functional theory of text organization. *Text*, 8(3):243–281.
- Daniel Marcu. 2000. The rhetorical parsing of unrestricted texts: A surface-based approach. *Computational linguistics*, 26(3):395–448.
- Kishore Papineni, Salim Roukos, Todd Ward, and Wei-Jing Zhu. 2002. Bleu: a method for automatic evaluation of machine translation. In *Proceedings of the 40th annual meeting on association for computational linguistics*, pages 311–318. Association for Computational Linguistics.
- Ilya Sutskever, Oriol Vinyals, and Quoc VV Le. 2014. Sequence to sequence learning with neural networks. In *Advances in Neural Information Processing Systems*, pages 3104–3112.
- Oriol Vinyals, Lukasz Kaiser, Terry Koo, Slav Petrov, Ilya Sutskever, and Geoffrey Hinton. 2014. Grammar as a foreign language. *arXiv preprint arXiv:1412.7449*.
- Florian Wolf and Edward Gibson. 2005. Representing discourse coherence: A corpus-based study. *Computational Linguistics*, 31(2):249–287.
- Kelvin Xu, Jimmy Ba, Ryan Kiros, Aaron Courville, Ruslan Salakhutdinov, Richard Zemel, and Yoshua Bengio. 2015. Show, attend and tell: Neural image caption generation with visual attention. *arXiv preprint arXiv:1502.03044*.
- Rui Yan, Liang Kong, Congrui Huang, Xiaojun Wan, Xiaoming Li, and Yan Zhang. 2011a. Timeline generation through evolutionary trans-temporal summarization. In *Proceedings of the Conference on Empirical Methods in Natural Language Processing*, pages 433–443. Association for Computational Linguistics.

Rui Yan, Xiaojun Wan, Jahna Otterbacher, Liang Kong, Xiaoming Li, and Yan Zhang. 2011b. Evolutionary timeline summarization: a balanced optimization framework via iterative substitution. In *Proceedings of the 34th international ACM SIGIR conference on Research and development in Information Retrieval*, pages 745–754. ACM.