

# OR-Benchmark: An Open and Reconfigurable Digital Watermarking Benchmarking Framework

Hui Wang, Anthony TS Ho, *Senior Member, IEEE* and Shujun Li, *Senior Member, IEEE*

**Abstract**—Benchmarking digital watermarking algorithms is not an easy task because different applications of digital watermarking often have very different sets of requirements and trade-offs between conflicting requirements. While there have been some general-purpose digital watermarking benchmarking systems available, they normally do not support complicated benchmarking tasks and cannot be easily reconfigured to work with different watermarking algorithms and testing conditions. In this paper, we propose OR-Benchmark, an open and highly reconfigurable general-purpose digital watermarking benchmarking framework, which has the following two key features: 1) all the interfaces are public and general enough to support all watermarking applications and benchmarking tasks we can think of; 2) end users can easily extend the functionalities and freely configure what watermarking algorithms are tested, what system components are used, how the benchmarking process runs, and what results should be produced. We implemented a prototype of this framework as a MATLAB software package and used it to benchmark a number of digital watermarking algorithms involving two types of watermarks for content authentication and self-restoration purposes. The benchmarking results demonstrated the advantages of the proposed benchmarking framework, and also gave us some useful insights about existing image authentication and self-restoration watermarking algorithms which are an important but less studied topic in digital watermarking.

**Index Terms**—Digital Watermarking, Benchmarking, Performance Evaluation, Reconfigurability, Content Authentication, Self-restoration

## I. INTRODUCTION

**D**IGITAL watermarking, a branch of information hiding, involves research on the process of embedding digital information (watermark) within a cover signal to achieve different (often security-related) functionalities related to the cover signal and/or its consumption by end users [1]. Since the late 1980s a large number of digital watermarking algorithms have been proposed for many applications with different system requirements mostly for protecting different types of multimedia data such as still images, audio, video, 3-D models [2]–[8]. For instance, due to the convenience of transmission and storage for digital multimedia data on the Internet, copyright protection of digital multimedia content has become one main application of digital watermarking. In this application, robust watermarking schemes [5], [9]–[11] are desired to embed copyright information as a watermark in the digital media that can be hard to remove. Other applications of digital watermarking include content authentication, transaction tracking,

usage control, self-restoration, broadcast monitoring, *etc.* In some multimedia content authentication applications, fragile watermarking schemes are desired because of the need to capture *any* change to the content, which is often achieved via fragility of digital watermarks embedded [12]–[14]. In some other multimedia content authentication applications, however, semi-fragile watermarking schemes [15]–[17] are desired to tolerate benign signal processing operations on watermarked multimedia data while malicious alterations should still be detectable, which is important for today’s multimedia systems involve complicated processes between the sender and the receiver of multimedia contents.

There are a number of properties associated with a digital watermarking algorithm depending on different application requirements. It is well accepted that imperceptibility and robustness are the two most important but normally conflicting requirements. Besides, embedding capacity/efficiency, security (*i.e.* the ability to resist malicious attacks) and computational complexity are also important properties for most digital watermarking systems. However, the importance of each property is different in different applications. Some properties also overlap with each other, *e.g.* security is often linked to robustness against malicious signal processing (attacks). For instance, in copyright protection applications, the requirement on robustness is critical as the digital watermark need to survive both benign signal processing and malicious attacks, however, in content authentication applications, fragility (*i.e.* lack of robustness) is required to detect malicious content manipulations. There are also some additional application-oriented properties, *e.g.* reliability (normally measured using decoding error rates or correlation of decoded watermark with the original watermark) in copyright protection applications, accuracy (normally measured using false positive and false negative rates) in content authentication applications, and perceptual quality of the recovered cover in self-restoration applications.

As in many other multimedia systems, a general-purpose, flexible and fair benchmarking environment with appropriate test criteria is of particular importance for performance evaluation and comparison of digital watermarking algorithms. In the literature most researchers compared their digital watermarking algorithms with competitive ones by looking at a number of selected testing criteria for one or more target applications. However, because of different testing conditions and the lack of details of the experimental setups, it is hardly possible to depend on published results to do performance comparison. Thus, it is often needed to repeat the performance evaluation process for previous algorithms under the same

All authors are with the Department of Computing and the Surrey Centre for Cyber Security (SCCS), University of Surrey, UK.

Contact information: Hui Wang (h.wang80s@hotmail.com), Anthony TS Ho (a.ho@surrey.ac.uk), Shujun Li (http://www.hooklee.com/).

testing condition to have a fair comparison with a new algorithm proposed, which calls for the need of a general-purpose benchmarking system that can facilitate the performance evaluation/comparison process and maximize the reuse of previous results. With a properly-designed benchmarking system, end users and researchers can conduct performance evaluation of a given algorithm and compare performance of multiple algorithms more easily and fairly to know more about pros and cons of different algorithms and to draw more insights about how to further improve existing algorithms. Since the 1990s, a number of digital watermarking benchmarking systems have been proposed [18]–[23].

Generally speaking, benchmarking performance of digital watermarking algorithms is not an easy task because different digital watermarking applications often have very different sets of requirements and trade-offs among conflicting requirements. When multiple digital watermarking algorithms with changeable parameters have to be evaluated against each other, the benchmarking task becomes more complicated. Furthermore, for systems involving more than one type of watermarks, *e.g.* content authentication watermarking with the capability of self-restoration, the complexity of the benchmarking task becomes even higher. While there have been some general-purpose digital watermarking benchmarking systems available, most of them can be applied to only certain digital watermarking systems for a limited range of applications. In addition, existing benchmarking systems normally do not support complicated benchmarking tasks and cannot be easily reconfigured to work with different algorithms and testing conditions. It is thus still a challenge to design an efficient and general-purpose benchmarking system that can be used to benchmark different digital watermarking algorithms.

In this paper, we propose OR-Benchmark, an open and highly reconfigurable general-purpose framework for benchmarking digital watermarking algorithms, which is designed to meet the needs of different digital watermarking algorithms and various benchmarking tasks. Its main features include:

- The framework has *open* interfaces for (re)configuring different parts of the benchmarking system and addition of new modules.<sup>1</sup> We plan to release the implemented prototype of the framework as an *open*-source tool.
- The framework defines a unified procedure of benchmarking different digital watermarking algorithms against different attacks and using different performance indicators to make the comparison fairer and more systematic.
- The framework is designed to be independent of the media type, so it can be applied to digital watermarking algorithms for different media types although in this paper we will only demonstrate it for image watermarking.

We implemented a prototype of the proposed OR-Benchmark framework as a MATLAB software package. To demonstrate how the framework can be used to benchmark digital watermarking systems, we used the implemented prototype system to benchmark three recently proposed semi-fragile image watermarking algorithms for content authentication

and self-restoration. Those benchmarked digital watermarking systems use two types of watermarks (one for content authentication and the other for self-restoration), so are among the most complicated digital watermarking systems one may need to benchmark. The results on one hand proved the advantages of the proposed framework, and on the other hand led to some insights about how to better compare performance of such complicated digital watermarking systems and further improve their performance.

The rest of the paper is organized as follows. In Section II, related work on digital watermarking benchmarking is introduced. Section III gives a detailed description of our proposed benchmarking framework, including our abstract modelling of digital watermarking systems, important evaluation criteria, the proposed OR-Benchmark framework, and comparison with other existing digital watermarking benchmarking systems. Next, in Section IV, we describe how we implemented a first prototype of OR-Benchmark in MATLAB, and results of using the implemented prototype system to benchmark a number of digital image watermarking systems for content authentication and self-restoration. In Section V, we discuss some subtle aspects about digital watermarking benchmarking and how we currently handle them in OR-Benchmark. The paper is concluded by Section VI with future work.

## II. RELATED WORK

Benchmarking of digital watermarking algorithms is the process of evaluating and comparing their performance under a fair and normally (semi-)automated environment. While there have been a substantial number of digital watermarking algorithms proposed for different applications and usage scenarios, there are relatively less research on digital watermarking benchmarking especially general-purpose frameworks capable of handling multiple applications with different sets of requirements. Most existing digital watermarking benchmarking systems focus on some well-defined sub-areas among which image watermarking received the most attention. In this section, we briefly overview some representative work.

### A. StirMark

StirMark, one of the earliest and the most well-known digital watermarking benchmarking systems, was firstly proposed by Petitcolas *et al.* in 1998 [18] as a generic tool for benchmarking digital image watermarking algorithms against various attacks, which was later contributed by more researchers in 2001 [24] to become a more general framework for benchmarking digital watermarking algorithms. Subsequently, several enhanced versions of StirMark were developed to include more attacks and cover audio watermarking [25], [26]. The main aim of StirMark is to develop a fully automated evaluation service, which could encapsulate different performance evaluation indicators and allow continuous development of new attacks to be integrated into the whole system. Since StirMark is among the most widely-used benchmarking systems by the digital watermarking community, we discuss it in greater detail below.

<sup>1</sup>Adding new source code is unavoidable for new functionalities, so our focus is how easy one can add own source code to extend its functionalities.

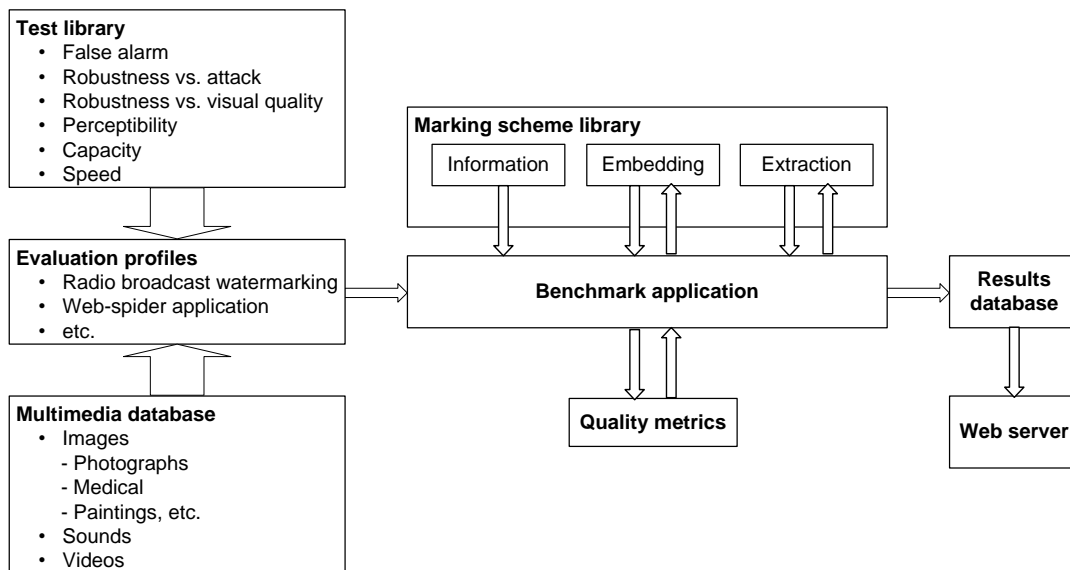


Fig. 1: The architecture of StirMark for watermarking evaluation [24].

1) *Interfaces*: To use StirMark for benchmarking a given digital watermarking algorithm, the user is required to supply three functions, *Embed* and *Extract* functions, and one *GetSchemeInfo* function which provides meta-information about the algorithm such as the name, version, author(s), the maximum byte-length of the embedded message, the maximum bite-length of the stego-key, etc.

In order to support different use cases and digital watermarking algorithms, several parameters are provided including some mandatory parameters such as the strength for embedding/extraction, the key for embedding/extraction, the watermark to be embedded and extracted, and some optional parameters such as the maximum distortion tolerated and the certainty of extraction (*i.e.* a number between 0 and 100 indicating the probability of an embedded watermark being correctly detected). All the parameters are used to support various types of algorithms, but users cannot easily add new parameters without changing the source code of StirMark.

Since different watermarking algorithms have different evaluation requirements, StirMark divides watermarking algorithms into six categories according to blindness and the output of the *Extract* function. According to the algorithm type, StirMark defines different sets of input and output arguments for watermark embedding and extracting functions, and different sets of tests listed in the evaluation profiles.

2) *Evaluation Criteria*: The main performance indicators of a digital watermarking algorithm StirMark can evaluate include imperceptibility, capacity, robustness to attacks, false alarm rate and execution speed as discussed below.

*Imperceptibility* is evaluated as the perceptual quality distortion introduced to the cover signal by the watermark embedding process. StirMark uses PSNR as the default perceptual visual quality assessment (PQA) metric and in principle allows the use of other PQA metrics. However, adding other PQA metrics requires modifying the source code of the StirMark implementation related to imperceptibility evaluation such as

the “robustness vs. visual quality” test.

Normally the *embedding capacity* is a fixed constraint, so StirMark does not directly measure this but uses it to inform the robustness testing process where the watermark has a random payload with a given size. StirMark provides tools to analyze relation between capacity and robustness.

Regarding *robustness to attacks*, StirMark implementation models attacks as C++ classes and allows addition of new attacks as new classes to test.

The *false alarm rate* is also known as “false positive rate” which contains two cases: 1) the detector reports a mark in a signal without a mark; 2) the detector reports a mark  $w'$  in a signal marked with  $w \neq w'$ . In StirMark, the first case is evaluated by taking some randomly selected signals without any watermark and sending them to the detector to see if the detector reports a watermark (wrongly), and the second case is evaluated by taking some marked signals and run them through the detector to see if a wrong watermark is detected.

In StirMark, the *execution speed* is evaluated by computing the average CPU times spent on the watermark embedding/extraction processes for a given signal of a particular size and on a particular platform.

3) *Benchmarking Framework*: Figure 1 shows the architecture of StirMark as a watermarking evaluation framework. There are six main components in the framework including the marking scheme library, test library, evaluation profile library, quality metrics library, multimedia database and results database. According to different application requirements, there are different evaluation profiles, each of which is composed by a list of tests or attacks to be applied and a list of multimedia signals required for the test. The end user is required to add the watermarking algorithm under testing (in the form of three C++ functions including *GetSchemeInfo*, *Embed* and *Extract*) to the marking scheme library. In *GetSchemeInfo* function, the end users also selects which evaluation profile will be used. The evaluation profiles are written as INI

files with a pre-defined static structure, so although users can define their own profiles they are limited to the static structure. Extending the structure of the evaluation profiles requires changes to the StirMark implementation's source code. According to the information provided by the end user, StirMark runs the defined benchmarking process automatically by using its multimedia database, the tests (attacks) library and the quality metrics library. The results are stored in a database (an SQL server as stated in [24] and simple files as in actual implementations).

StirMark is designed to achieve simplicity (to conduct tests and record results automatically) and customization (to choose different evaluation profiles by the end user). However, the boundaries among watermarking library, evaluation profiles, test library and quality metrics is unclear. For instance, the test library associates with not only the evaluation profile, but also the quality metrics and some information about parameter settings in watermarking scheme library. Although the authors of [24] mentioned that StirMark allows the addition and use of new test and quality metrics, however, it is not easy to do so as the interfaces among different parts of the framework are not all clearly defined and manual changes to core StirMark source code (in C++) are always required. Furthermore, there are only a limited number of evaluation profiles in the current StirMark implementation which can only be used to benchmark some limited types of digital watermarking schemes.

4) *Implementation*: StirMark was originally developed by Markus Kuhn in 1997 [27] as a generic software tool for simple robustness testing of image watermarking algorithms. It simulates many common attacks to image watermarking algorithms including random bilinear geometric distortions to de-synchronize watermarking algorithms. In [18] it was suggested that image watermarking algorithms which do not survive StirMark should be considered unacceptably insecure.

Subsequently, further development of StirMark was taken over by Fabien Petitcolas and it was incrementally improved by Petitcolas and some other researchers for more digital watermarking applications to become a "fair" benchmarking system with a longer list of tests and attacks with the release of its 3.1 version in 1999 [28]. Later on some more development work took place, including a set of tests for audio watermarking developed by Steinebach *et al.* [25] and by Lang and Dittmann [26]. There was also efforts of making StirMark a public automated web-based evaluation service made by Petitcolas *et al.* [24] which led to the 4.0 version of Stirmark [29]. The StirMark implementation was written using C++, and it has some level of reconfigurability in terms of an INI file where the end user can define a specified evaluation profile to list all the tests with relevant parameters and all the multimedia objects required for the tests.

5) *Limitations*: Although StirMark has been widely used as a tool for robustness and security evaluation of digital watermarking algorithms, we feel it has the following limitations.

The modelling and interface for digital watermarking algorithms do not cover all applications. For instance, there are only two types of output for watermark detection (i.e. the *Extract* function): the extracted watermark and a certainty to show the probability whether the watermark is detected

correctly. This is obviously not sufficient to support digital watermarking algorithms for tamper localization or image restoration purposes.

StirMark is reconfigurable but the level of reconfigurability is limited. Reconfiguring StirMark for a digital watermarking algorithm can be done by defining the input and output arguments according to one of the six pre-defined types of algorithms, but adding new parameters and extending existing parameter settings will require changing the source code of the StirMark implementation (in C++). For example, the *strength* parameter in StirMark is set to be a single floating-point number with many hard constraints (e.g. minimum and maximum values are linked to specific PSNR values), but for digital watermarking algorithms the *strength* could be a more complicated parameter such as a vector comprised of two or more numbers controlling different parts of the watermark embedding process such as the size of single watermark and the number of duplicate watermarks embedded.

Although StirMark allows adding new tests, attacks and PQA metrics, the unclear boundaries among components make it hard to do so without making changes to the source code of the StirMark implementation. Adding some new test, attack and quality metric may require a re-design of the framework, e.g. if a non-PSNR PQA metric is introduced the *strength* parameter will need re-defining and many existing components need adapting to the new PQA metric.

The StirMark framework defined in [24] and shown in Fig. 1 does not follow a clear data flow, e.g. the test library does not really flow into the evaluation profile but read data from the latter and the multimedia database.

In [24] StirMark is described to work with an SQL server to store all the evaluation results which can then be converted into web pages for reporting. However, the SQL-based web service has not been actually implemented. Instead, the latest C++ implementation of StirMark [29] produces a plain data sheet to store the evaluation results which cannot be easily converted into other format or used to do further analysis.

## B. Other Benchmarking Systems

Checkmark was developed by Pereira *et al.* [21] and downloadable from <http://cvml.unige.ch/ResearchProjects/Watermarking/Checkmark/> (now discontinued). Checkmark was based on StirMark with the following main changes. First of all, a number of new attacks, which take into account statistical properties of images and watermarks, are incorporated into Checkmark. The detailed descriptions of most attacks are provided in [21], [30], [31]. Secondly, weighted PSNR and Watson's metric are used as new metrics for evaluating image quality instead of just PSNR. Thirdly, evaluation results are represented in a flexible XML format and can be automatically converted into HTML web pages. To use Checkmark, users need to supply some original images and their watermarked editions, and then customize two initial functions (one is used to inform Checkmark about the input images, and the other is used to define the watermark detector which should return a binary output indicating the result of the watermark detection process). Despite the changes to StirMark, the reconfigurabil-

ity of Checkmark remains relatively low so normally users have to make changes to Checkmark's source code.

Optimark [20] is a benchmarking software package for image watermarking algorithms downloadable from [32], providing a graphical user interface (GUI) developed using C/C++. To use Optimark for benchmarking a digital watermarking algorithm, users can choose a set of test images, define different watermark embedding keys and watermark messages for multiple trials of the watermarking detector and decoder, and select a set of attacks among 14 types of attacks and attack combinations. It allows evaluation of several statistical characteristics of an image watermarking algorithm, including Receiver Operating Characteristic (ROC) curves with false positive and false negative rates as watermark detection performance metrics. OptiMark also supports combining multiple ROC curves to measure the overall performance by allowing users to set weights of a number of selected input images and attacks.

Certimark is the outcome of an EU-funded research project (<http://www.certimark.org/>, lasting from 2000 to 2002). The objectives of Certimark are to design a benchmarking suite which permits users to assess the appropriateness and to set application scenarios for their needs, and to set up a standard certification process for watermarking technologies [22]. The benchmark system is a suite of modules, including image source, watermark embedder/decoder, attack model, comparator model, process-dependent metrics, report writer and result & certificate module, with the interfaces among different modules to guarantee the consistency along the benchmarking process. Although the reconfigurability level of Certimark is higher than earlier systems, Certimark seems to have been discontinued and there is no source code publicly available.

Watermark Evaluation Testbed (WET) [33]–[36] is a web-based system developed by researchers from the Purdue University to evaluate the performance of image watermarking algorithms. WET consists of three major components: front end, algorithm modules, and image database. To achieve the goal of extensibility, the GNU Image Processing Program (GIMP) is used because it support plug-ins and extensions. Some watermarking algorithms, StirMark 4.0 and some evaluation metrics were implemented as GIMP plug-ins to be part of WET's algorithm modules. The end users can select some images, one or more watermarking algorithms, attacks, and specify needed parameters via a web interface of the front end. The evaluation results can be shown as ROC curves. Similar to other systems, WET has a limited reconfigurability. In addition, its source code is not publicly available.

OpenWatermark [37], [38] is a web-based system for benchmarking of digital watermarking algorithms. It is composed of three parts: 1) a web server and a remote method invocation (RMI) client for users to submit their benchmarking requests with specifications of the benchmarked algorithms, 2) a cluster of RMI benchmark servers automating the benchmarking process, and 3) a SQL database sorting all data used in the benchmarking process and results produced by the benchmark servers. OpenWatermark also contains some reference attacks, evaluation metrics and test images as publicly available resources. OpenWatermark is able to support two typical use

cases: watermark extraction test and watermark detection test. OpenWatermark allows benchmarked algorithms to be submitted as Windows/Linux executables or MATLAB/Python scripts and all its components were developed in Java, so it has some reconfigurability. However, to support more features such as benchmarking profiles and other media types its source code has to be modified. To some extent, OpenWatermark is more like an online service for end users to define a sequence of remote calls. OpenWatermark implementation was available to registered members at its website <http://www.openwatermark.org/> which is currently unaccessible.

Mesh Benchmark [39] was proposed for 3D mesh watermarking. It contains three different components: a data set, a software tool and two evaluation protocols. The maximum root mean square error (MRMS) and the mesh structural distortion measure (MSDM) are used as perceptual distortion metrics. The attacks currently included in Mesh benchmark are: file attack, geometry attacks (similarity transformation, noise addition, smoothing, vertex coordinates quantization) and connectivity attacks (simplification, subdivision, cropping). As a benchmarking system focusing on 3D mesh watermarking only, it considers only the payload, distortion and robustness for performance evaluation. Besides, the evaluation protocols are defined with fixed steps and thresholds so the reconfigurability of the mesh benchmark is low.

### III. PROPOSED OR-BENCHMARK FRAMEWORK

In this section, our proposed OR-Benchmark framework will be introduced in details. Firstly, we discuss general modelling of digital watermarking systems used in OR-Benchmark in Section III-A. Then the evaluation criteria considered in OR-benchmark are discussed in Section III-B. After that, the architecture of the OR-benchmark framework and its open interfaces for end users are explained in details in Sections III-C and III-D, respectively. This section ends with an comparison between OR-benchmark and all benchmarking systems reviewed in Section III-F.

#### A. Modelling of Watermarking Systems

Following the community's common understanding, OR-benchmark models a digital watermarking system as two separate processes: the *Sender* which embeds one or more watermarks into a given cover work to generate a watermarked work; the *Receiver* which extracts and/or detects one or more watermarks that may have been embedded in a received test work. Both the *Sender* and the *Receiver* take at least one input (the cover or test work) but may take more optional inputs (some are parameters), and produce one or more outputs.

The general models of the watermark embedding and extraction/detection processes are shown in Fig. 2. As shown in Fig. 2(a), the *Sender* will always have the cover work as the input and the watermarked work as the output. There are three groups of optional inputs including the watermark(s) to be embedded, the embedding key, and other optional parameters controlling the embedding process. Note that the watermark(s) in the embedding process can be either an input (supplied by the user) or an output (if generated by the *Sender*

automatically), which can be further used for performance evaluation purposes. As shown in Fig. 2(b), the *Receiver* takes a minimum input (a test work) and possibly some other inputs and parameters to produce one or more outputs including one or more extracted watermarks, one or more binary decisions (if some given watermark(s) is/are detected), a restored work (if the watermarking algorithm supports self-restoration), and other outputs *e.g.* the confidence level and error rates. We model the inputs and outputs of the *Sender* and the *Receiver* this way to cover different types of digital watermarking algorithms and application scenarios. For example, “Binary Decision(s)” as an output could be a single number (to show whether a single given watermark is correctly detected or if the content of the test work is authenticated), or a binary matrix to show the authentication results of individual regions of the test work.

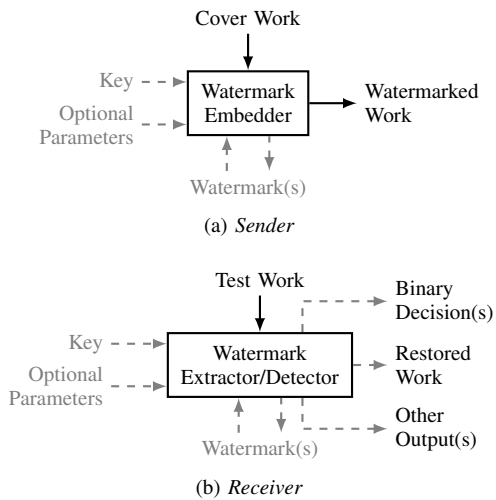


Fig. 2: Modelling of the *Sender* and the *Receiver* in OR-Benchmark. Dashed lines denote optional input/output.

Another important part of performance evaluation of digital watermarking algorithms is the communication channel between the sender and the receiver which can be used to model any intermediate processing on a watermarked work such as channel noises or any other unwanted distortions, benign processing such as re-compression in some applications scenarios, and attacks whose goal is to fail the watermark extraction/detection process. In OR-Benchmark the communication channel is simulated as a black box called “channel simulator” taking a single input (a work) and producing a single output (a processed work), which can be used to cover everything that may happen between the sender and the receiver. We will discuss more about this in Sec. III-C.

### B. Performance Evaluation Criteria

In OR-benchmark performance evaluation criteria (i.e., indicators) are organized into two categories: 1) built-in performance indicators that can be selected by users directly; 2) user-defined performance indicators that are supported indirectly by generating a comprehensive set of raw results for users to further process. In this section, the commonly required

performance indicators for benchmarking digital watermarking algorithms are further discussed.

Similar to StirMark, the properties designers and users of digital watermark algorithms wish to evaluate include imperceptibility, embedding capacity, robustness to benign processing and attacks, false alarm rates and the speed of execution. Since these common criteria have been discussed in Sec. II-A, here we focus on only two other evaluation properties for content authentication and self-restoration watermarking algorithms that are not (well) supported by StirMark but essential for some application scenarios.

*Authentication Accuracy:* For content authentication watermarking, there are two basic metrics to measure the authentication accuracy of the detection process: the false-positive (FP) rate indicating the level of errors for areas reported as “tampered”, and the false-negative (FN) rate indicating the level of errors for areas reported as “untampered”. Many other performance metrics can be derived from the FP and FN rates *e.g.* the average authentication rate used in [40] and the ROC curves widely used in the digital watermarking community and the machine learning community more broadly. OR-Benchmark supports the two main metrics and also provide needed raw data in the benchmarking results to allow more complicated user-defined metrics that cannot be derived directly from the FP and FN rates.

*Perceptual Quality of Recovered Work:* For self-restoration watermarking algorithms (which require the use of content authentication watermarks), a key performance indicator is the perceptual quality of the recovered work. The perceptual quality can be measured in the same way as how the perceptual quality of a watermarked work is measured. In OR-Benchmark, some commonly used image quality assessment (IQA) metrics such as PSNR and SSIM are incorporated but users can add their own metrics easily via the open interface discussed in Sec. III-D. For self-restoration watermarking algorithms, there is a question on if the perceptual quality should be calculated for the whole work or just the detected regions labelled as “tampered”. If the latter option is used, the tempered regions falsely reported as “untampered” will be missed so the result will be misleading. Therefore, OR-Benchmark measures the quality using the whole work.

### C. Our Benchmarking Framework

In this subsection, we introduce the overall architecture of OR-Benchmark in details. Figure 3 gives a schematic overview of the framework, which can be split into two parts: an *Online Benchmark* takes input from the user and automates the benchmarking process to generate results for further analysis, and an *Offline Analyzer* allowing the user to conduct user-specific tasks (*e.g.* statistics and visualization) based on the (raw) results produced by the *Online Benchmark*. The *Offline Analyzer* can be equipped by one or more *Report Engines* to produce more user-friendly reports of benchmarking tasks. The *Report Engines* may also access the results from the *Online Benchmark* without passing the *Offline Analyzer* (in that case the *Offline Analyzer* can be seen as a simple data forwarder).

The *Online Benchmark* contains three groups of components: 1) the user-provided components – the *Sender* and the

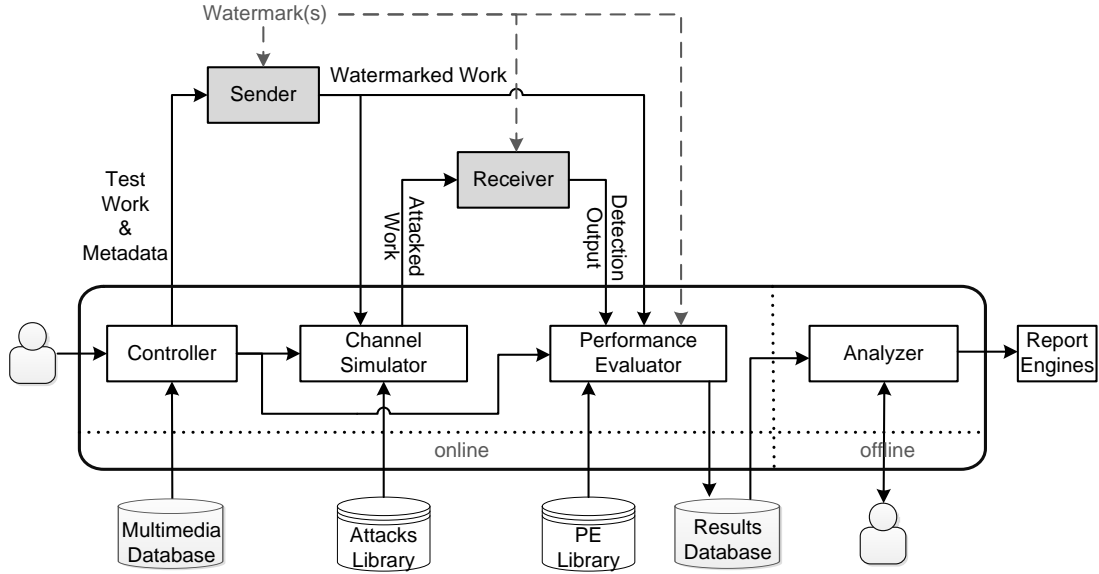


Fig. 3: The architecture of the OR-Benchmark framework.

Receiver provided by the user as the subject of benchmarking, 2) a *Multimedia Database* holding the test media, an *Attacks Library* and a *PE library* providing attacks and performance evaluation algorithms, respectively, and 3) the core benchmarker part composed of a central *Controller*, a *Channel Simulator* enabling incorporation of different types of attacks and processing on a watermark work, and a *Performance Evaluator* which produces results to store in a *Results Database* as the output of the whole benchmarking process. The central *Controller* interacts with the user to define the benchmarking profile, and with other components of the online benchmarker to automatically execute the profile. A benchmarking profile allows automatic testing of multiple parameters of the same digital watermarking algorithm, multiple attacks, multiple PE algorithms and multiple performance indicators. The *Controller* can also automatically determine default settings based on information given by the user to reduce the burden of the user to define the benchmarking profile.

The whole benchmarking process works as follows from an end user's point of view. The user first interacts with the *Controller* to define a benchmarking profile, for which (s)he provides own *Sender* and *Receiver* functions for benchmarking and defines what to benchmark. The user may also define the watermark(s) to be embedded if user-specific watermarks are required. It is possible to define how the watermarks are formatted so that the *Controller* can generate them automatically. The user also needs to select test media from the *Multimedia Database*, possibly by extending the database with own test works. Based on the benchmarking profile, the *Controller* feeds selected test multimedia works and any meta-data to the *Sender*, selected attacks to the *Channel Simulator*, attacked works to the *Receiver*, and then selected PE algorithms to the output of the *Receiver* to produce data stored in the *Results Database*.

#### D. Open Interfaces

OR-Benchmark is designed to have open interfaces so that users can easily (re)configure and extend the framework and define different benchmarking tasks easily. Observing Fig. 3, there are mainly the following interfaces.

The interfaces between the *Sender/Receiver* and the core benchmarker allow user-defined digital watermarking algorithms to be benchmarked. Following the general models of the *Sender* and the *Receiver* discussed in Sec. III-A, the interfaces are materialized as the input and output interfaces of two functional units: *Sender*: (Original Cover Work, [Watermark(s)], [Key], [...])  $\rightarrow$  (Watermarked Work, [Watermark(s)]), *Receiver*: (Test Work, [Watermark(s)], [Key], [...])  $\rightarrow$  ([Watermark(s)], [Decision], [Restored Work], [...]), where arguments in the square brackets are optional and “...” denotes more optional arguments. A proper mechanism is required to inform the *Controller* about valid values each input argument can take and other meta information (e.g. the display name of each argument), in order to create benchmarking profiles for enumerating all values for any input argument of interest. The implementation of the interfaces differ depending on the programming language used, e.g. for object-oriented programming (OOP) languages they can be implemented as a class with methods representing the two functional units and member variables representing inputs, outputs and meta information, and for non-OOP languages two separate functions with optional parameters can be defined achieve the same goal.

The interface between the *Multimedia Database* and the core benchmarker allows users to reconfigure and extend the *Multimedia Database*. This can be achieved by an agreed structure of the *Multimedia Database* such as a hierarchy structure of folders and files or using a human-readable configuration file (such as XML) to allow the system and end

users to find test multimedia works. Note that OR-Benchmark can support any media types so the *Multimedia Database* can be a mixture of different types of media files including audio tracks, images, video sequences, 3D models and others.

The interface between the *Attacks Library* and the core benchmarker allows users to reconfigure and extend the *Attacks Library* used by the *Channel Simulator*. As discussed in Sec. III-A, an attack in the *Attacks Library* is a simple functional unit as follows: *Attack*: (Input Work, [...])  $\rightarrow$  (Output Work). Again, a mechanism is needed to convey meta information about any optional input arguments.

The interface between the *PE Library* and the core benchmarker allows users to reconfigure and extend the *PE Library* used by the *Performance Evaluator*. There are different types of PE algorithms depending on the performance indicators used, so there are different input and output interfaces. An important class of PE algorithms are perceptual quality assessment (PQA) metrics defined as follows: *PQA*: (Work1, Work2, [...])  $\rightarrow$  (Metric), where the output metric is a numeric rating of the perceptual quality. Again, a mechanism is needed to convey meta information about optional input arguments. PQA algorithms are generally objective ones based on automated computer programs, but it is possible to define a virtual functional unit where human experts (e.g. from crowdsourcing websites) are involved to rate the quality subjectively.

*System search paths* can be set up for all the above interfaces so that the *Controller* and other components of the core benchmarker can automatically discover candidate algorithms and test multimedia works. Each path can be a combination of local file paths and URLs including web addresses. When web addresses are involved, a local caching mechanism may be created to allow fast retrieval of contents from remote resources.

The interface between the core benchmarker and the *Results Database* allows users to reconfigure and extend the format of the results used by the *Offline Analyzer* and *Report Engines*. This can be achieved by a configuration file (e.g. an XML file following a pre-defined schema) indicating the format of the results of a particular benchmarking profile.

The interface between the user and the *Controller* allows creation of benchmarking profiles. Core elements of a benchmarking profile include digital watermarking algorithm(s) tested and candidate values of input parameters, test multimedia works, selected attacks, selected PE algorithms, and format of the results. This can be implemented as a graphical user interface (GUI) and/or a human-readable configurable file.

The interface between the user and the *Offline Analyzer* and *Report Engines* allows users to investigate the raw results recorded in the *Results Database* in an interactive way and to produce more user-friendly reports. The interface for the *Offline Analyzer* can be implemented as a GUI, but the *Report Engines* could be just command-line tools invoked from the *Offline Analyzer*'s GUI. The format of the produced reports can be defined using a human-readable configurable file.

### E. Implementation

We implemented a prototype of OR-Benchmark as a MATLAB software package which includes all key components

shown in Fig. 3 and the interfaces listed in Sec. III-D. The prototype is built on MATLAB standard functions and toolboxes, and does not depend on any third-party libraries. MATLAB is selected considering its wide use in the digital watermarking community and the ease to dynamically extend the implemented system without compiling the whole source code. The cross-platform nature of MATLAB also makes the OR-Benchmark prototype more accessible to researchers using different operating systems. Although the prototype is fully functional (see a case study in Sec. IV), we are still refining it and plan to release a beta edition under an open source license once this paper is accepted for publication.

The MATLAB prototype by default uses a number of pre-defined folders to store files and data in the *Multimedia Database*, a library of different digital watermarking algorithms (each including a *Sender* and a *Receiver* functions), the *Attacks Library*, the *PE Library*, and the *Results Database*. The user can freely add new functions following the interfaces discussed in Sec. III-D to the corresponding folders to extend the system. The prototype can also be configured to use a search path including multiple folders for each of the above listed components. There is another folder keeping MATLAB scripts implementing the *Controller*, the *Channel Simulator*, the *Performance Evaluator*, and the *Offline Analyzer*. The *Controller* has both a GUI for creating the benchmarking profiles (see Fig. 4) and a benchmarking scheduler for automatically executing benchmarking profiles. Given the flexible interfaces of and the meta information about digital watermarking algorithms, the *Controller* allows the user to define test multimedia works, candidate values of input arguments in the *Sender* and *Receiver* functions, selected attacks and PE algorithms, in order to schedule and launch a number of repeated runs of the digital watermarking process to produce all raw data and performance indicators recorded in the *Results Database*. Each benchmarking profile created by the *Controller* is stored as a MATLAB structure variable in the workspace, and once the benchmarking task is completed the benchmarking profile and the benchmarking results are saved as another MATLAB variable in a MATLAB data file in a designated folder of the *Results Database*. Here, the benchmarking profile is kept to inform the *Offline Analyzer* about the format of the results.

The *Offline Analyzer* has a GUI for producing different kinds of 2-D plots based on raw data in the *Results Database* (see Fig. 5). At the current stage of development, the *Offline Analyzer* is designed to showcase what one can do with the OR-benchmark prototype (see a case study in Sec. IV), so it is not a complete solution for all digital watermarking schemes yet. We plan to design a plug-in interface to allow different analysis and plotting functions to be incorporated into the *Offline Analyzer*. It deserves noting that the user can develop his/her own *Offline Analyzer* easily since the *Results Database* contains all needed data in a structured and directly accessible way.

### F. Comparison with Other Benchmarking Systems

Comparing with other digital watermarking benchmarking systems and frameworks, OR-Benchmark has the most generic



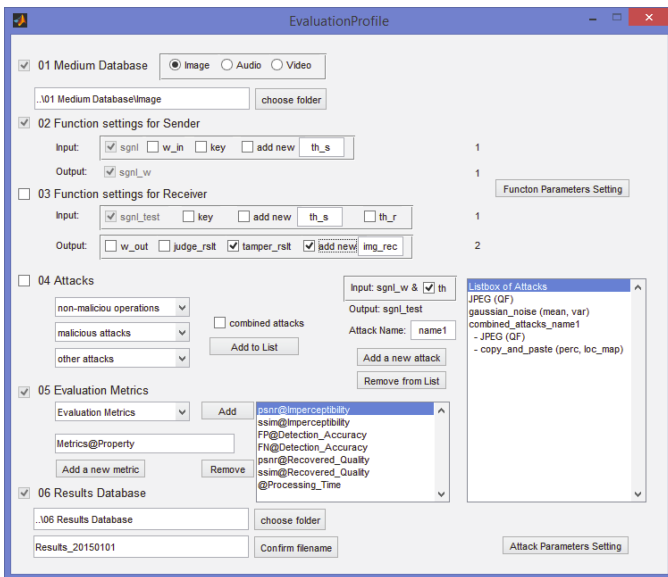


Fig. 4: The main GUI of the central *Controller* for defining benchmarking profiles as currently implemented in OR-Benchmark.

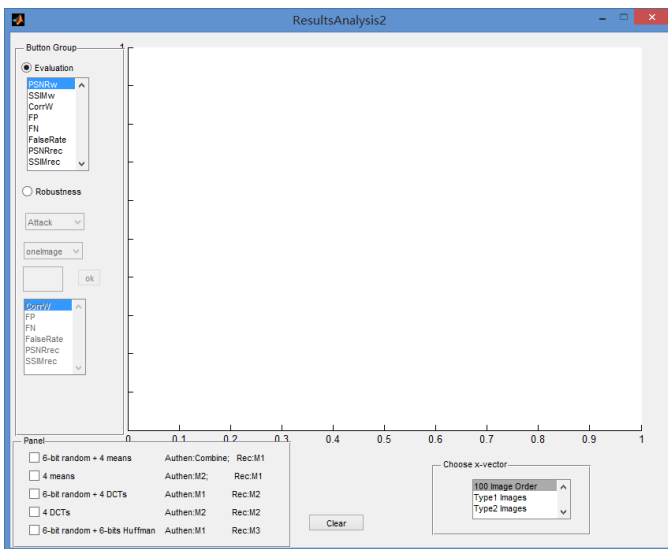


Fig. 5: The main GUI of the *Offline Analyzer* as currently implemented in OR-Benchmark.

modelling of digital watermarking systems which allows it to support all types of digital watermarking algorithms at the level of system modelling. While most other benchmarking systems can be extended to cover more types of digital watermarking algorithms, often significant changes to the source code of their implementations are required. Some other benchmarking systems model digital watermarking algorithms in a way such that it is hard to cover multiple watermarks (especially of different types) in the same cover work. This advantage of OR-Benchmark can be seen from the case study we will discuss in Sec. IV, which is about benchmarking three image authentication and self-restoration digital watermarking algorithms involving two different types of watermarks for a

single cover (one type for image authentication and the other for self-restoration). Such digital watermarking algorithms are among the most complicated ones and to our best knowledge no any other benchmarking system/framework can properly cover them in their current system models and implementations. This was actually one of the main reasons why we decided to develop our own framework.

Different from many other digital watermarking benchmarking systems, OR-Benchmark is designed to have openness and reconfigurability by design. The framework separates users, data, algorithms, the online benchmarker and the offline analyzer to achieve a more user-friendly data flow in the whole benchmarking process. Comparing Figs. 3 with 1, we can see OR-Benchmark has a clearer separation of different components and a clearer data-flow path from the *Sender* to the *Performance Evaluator*. OR-Benchmark also has more clearly-defined interfaces to support different user-specific operations including creating benchmarking profiles, (re)configuring and extending the benchmarking system. Most other benchmarking systems also allow limited (re)configuration often via definition of a user-specific evaluation profile (e.g. StirMark using an INI file), but adding new functional units will normally require updating the source code of their implementation (e.g. StirMark as a C++ based system changes to key header files cannot be avoided). As a comparison, OR-Benchmark has open interfaces to allow reconfiguration and extension, and our MATLAB implementation allows new functional units to be added without touching any other parts of the core system (not even any configuration file since available functional units can be automatically discovered in the search paths of different components following the defined open interfaces).

Another unique feature of OR-Benchmark is its support of *all* media types with a *single* model and process. In OR-Benchmark, digital watermarking of any media type can be handled in exactly the same way and the user does exactly the same steps to benchmark digital watermarking algorithm(s). Many functional units can be shared across different media types e.g. many PE algorithms can be applied to multiple media types. On the other hand, most other benchmarking systems focus on one or two particular media types (mostly digital images and some extended to cover audio) and the implementations are very much tuned to support the one or two media types. This is another reason why extensibility of other benchmarking systems is lower than OR-Benchmark.

Our selection of using MATLAB to implement the OR-Benchmark prototype also contributes to the reconfigurability of OR-Benchmark. Most other benchmarking systems were developed based on compiled programming languages especially C/C++, which makes incorporation of source code written in other programming languages harder or impossible. MATLAB has built-in support for functional units written in most mainstream programming languages such as C/C++, Java, and Python, thus making the extension much more easier.

#### IV. CASE STUDY

In this section, we demonstrate how our implemented OR-Benchmark prototype can be used via a case study on benchmarking three image watermarking algorithms for content

authentication and self-restoration. Such algorithms are among the most complicated ones with two types of watermarks per block of the cover work and are not supported by other benchmarking systems. While this section is mainly a case study for showcasing usefulness of OR-Benchmark, the watermarking algorithms benchmarked have never been compared in such a depth like we report here (which was a harder task due to the lack of proper benchmarking tools).

#### A. Experimental Setup and User Operations

The three image authentication and self-restoration digital watermarking algorithms benchmarked are the following: Lin and Chang’s scheme [41] (M1), Li *et al.*’s scheme [42] (M2) and Wang *et al.*’s scheme [43] (M3), which all use two watermarks separately for image authentication and restoration of each  $8 \times 8$  block. For each scheme, a *Sender* and a *Receiver* MATLAB functions were written following the interfaces for the two components and then copied to the folder holding all such functions. Those functions were then selected as the target of the benchmarking task via the *Controller*’s GUI. The GUI allows use of multiple candidate values of each parameter of each scheme, but for this case study we tuned the three schemes’ parameters so that the average perceptual quality of the watermarked images is roughly aligned to make the comparison fairer (see below for more details).

For attacks, we chose simple “copy and paste attack”, JPEG compression, additive and multiplicative Gaussian white noises as four separate attacking algorithms each of which is injected into the *Channel Simulator* to create attacked watermarked images sent to the *Receiver*. All the attacks were implemented as separate MATLAB functions with additional input parameters. Those functions were added to the folder holding the *Attacks Library* and then selected (with different values of input parameters) via the *Controller*’s GUI. For the “copy and paste attack” 10% randomly-selected region of the whole image was copied and pasted to other regions of the same image. For JPEG compression, the QF (quality factor) is the only input parameter with values 100, 95, 90, ..., 50. For additive Gaussian white noise, the mean (with the only value 0) and the variance (with the values 1, 3, 5, ..., 39 using 255 as the peak pixel value) are used as input parameters. For multiplicative Gaussian white noise, the same input parameters (the mean and the variance) and the variance’s values are different (1, 10, 20, ..., 240). The “copy and paste attack” was used as an always-on attack and optionally combined with one of other attacks for benchmarking robustness against attacks.

For performance indicators, we considered imperceptibility (*i.e.*, perceptual quality of watermarked images), authentication accuracy (in terms of FP and FN rates), perceptual quality of recovered images (with and without attacks), and processing times of the *Sender* and the *Receiver* functions. For perceptual quality we chose PSNR and SSIM, which are the two most widely-used IQA metrics. Each performance indicator is represented by one MATLAB function which was added to the folder holding the *PE Library*. The selection of the PE algorithms were also done via the *Controller*’s GUI.

For the test images, we collected 100 8-bit gray-scale images of size  $256 \times 256$ ,  $384 \times 256$  and  $512 \times 512$ , which were

added to a sub-folder of the folder holding the *Multimedia Database*. The images cover a broad range of image types *e.g.* outdoor or indoor scenes images, portraits, photos of natural or man-made objects, and texture images. The test images were selected by setting the test multimedia works to be all files from the corresponding sub-folder via the *Controller*’s GUI.

All the above choices allowed the *Controller* to create a benchmarking profile. For the format of the results, we depended on the *Controller* to automatically create a default format to capture all raw data and performance indicators using a MATLAB variable including the benchmarking profile itself. After the benchmarking profile was set up, we instructed the *Controller* to automatically run the benchmarking task to generate the results. The machine running the benchmarking task is a PC with an Intel Core 2 Duo CPU (3.16GHz) and 2GB RAM. The concurrency support of the dual-core CPU was not enabled to get a better estimate of the processing times. The MATLAB version used is MATLAB R2012a.

After the results were produced by the core benchmarker, the *Offline Analyzer* was used to generate some 2-D plots for a better understanding of the performance of the three benchmarked image watermarking schemes. Considering all the results we observed, it is clear that M3 has the best performance, followed by M1 and then M2. In the following, we show some selected benchmarking results we obtained.

#### B. Imperceptibility

Figure 6 shows the PSNR and SSIM values of all the 100 test images after going through each of the three digital watermark embedding processes. Although we tried to align the perceptual quality to make the comparison fairer, there are noticeable fluctuations cross different test images due to the complexity of visual quality assessment. We managed to make the average PSNR values of the three digital watermarking schemes all between 36.5 and 36.7 dB (36.56 dB, 36.57 dB, 36.68 dB, respectively). One interesting observation is that M3’s PSNR values are more fluctuated than M1 and M2, while their SSIM values have a similar level of fluctuation. Since SSIM is an IQA metric matching subjective quality better [44], we thus consider the three digital watermarking schemes are aligned well. Note that the alignment process of the imperceptibility actually involved running the three digital watermarking schemes through all the test images using different parameters and then calculating the average IQA value for each parameter setting of each scheme. This process itself is actually a set of simple benchmarking profiles with only two performance indicators (average PSNR and SSIM values of all watermarked images).

#### C. Authentication Accuracy

To evaluate authentication accuracy of an image authentication watermarking scheme, attacks manipulating contents of watermarked images should be considered. To this end, we applied the 10% “copy and paste attack” to each watermarked image and calculated the FP and FN rates by counting wrongly reported  $8 \times 8$  blocks by the *Receiver*. Other attacks are not considered here so that we focus on the base line FP/FN rates.

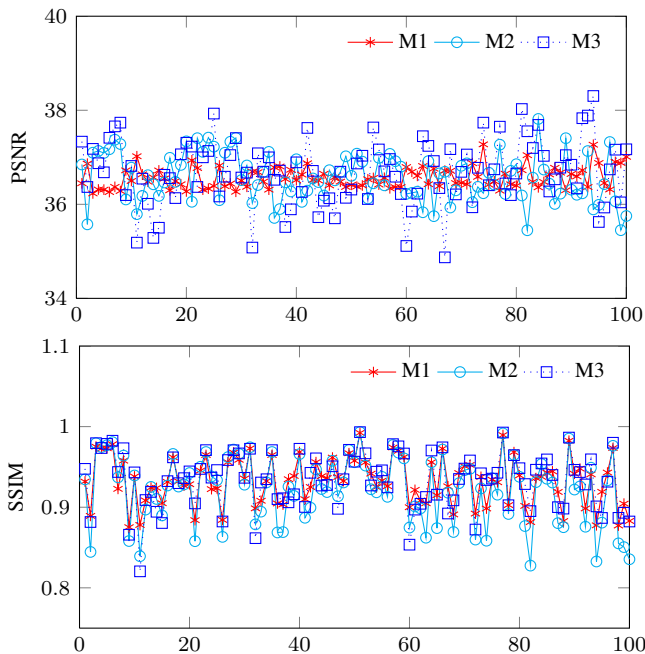


Fig. 6: The quality comparison of watermarked images produced by the three different watermarking schemes. The x-axis is the image index and the y-axis is the PSNR/SSIM value.

For the FP rate, M1 and M3 have an almost zero rate for all images, and M2 has an average FP rate of 1.36%. For the FN rate, M1 has an almost zero rate, M3 has an average FN rate of 1.59%, and M2 has the worst rate of 3.02%. See Fig. 7 for the FP and FN rates of all the 100 test images for the three digital watermarking schemes.

#### D. Recovered Image Quality

Similar to the case of authentication accuracy, for perceptual quality of recovered images we also focused on the condition where the 10% “copy and paste attack” is applied without other attacks. The mean PSNR values of 100 recovered images for M1, M2 and M3 are 27.80, 27.92 and 32.32 dB, respectively. The mean SSIM values of 100 recovered images for M1, M2 and M3 are 0.9249, 0.9270 and 0.9506, respectively. The results showed that M3 is the best scheme with a significantly better capability of recovering manipulated images.

#### E. Processing Time

Except the embedding process of M1 which took around 2.6 seconds in average, all other processes of the three digital watermarking schemes consumed less than 1 second. Considering MATLAB is much less effective than other compiled programming languages, the results suggest that all the three schemes are practical for real-world applications.

#### F. Robustness

For benchmarking robustness, we combined the 10% “copy and paste attack” with one additional attack (JPEG compression, additive and multiplicative Gaussian white noises) to

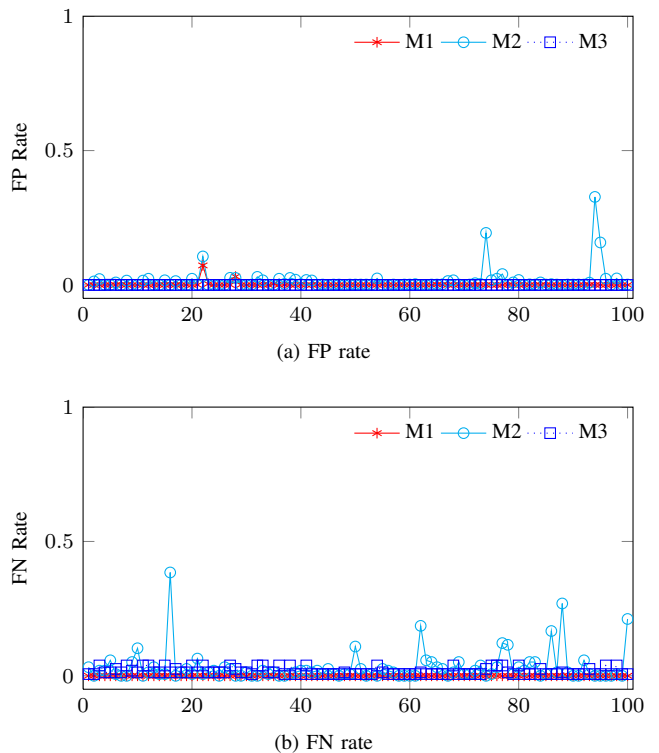


Fig. 7: The FP and FN rates of the three different watermarking systems. The x-axis is the image index and the y-axis is the FP/FN rate.

gauge the robustness of each digital watermarking scheme against each additional attack. Note that each additional attack does not change the contents of watermarked images but tries to fail the authentication process. For each combination, the same performance indicators on authentication accuracy (FP and FN rates) and quality of recovered image were calculated against the parameter of each additional attack (QF for JPEG compression, variance for additive and multiplicative noises). Since now we have more factors to look at, we average the performance indicators cross all 100 images to get the average values which are then shown against the parameter value of each additional attack to see how the strength of the attack influences the performance of each digital watermarking scheme. The results are shown in Figs. 8 and 9, and more discussions are given below.

1) *JPEG Compression*: Figures 8(a) and (d) show average FP and FN rates after JPEG compression is applied to the three digital watermarking schemes. From the results, we can observe that M1 and M3 are very robust to JPEG compression with low FP and FN rates (the FP rate  $< 10\%$  and the FN rate  $\approx 0\%$ ) when  $QF > 55$ . However, when a JPEG compression process with a QF value of 50 is applied, the authentication watermarks in the watermarked images are nearly completely destroyed with a FP rate close to 100%. We can also observe that, compared with M1 and M3, M2 is less robust against JPEG compression, especially when  $QF < 85$ .

Figures 9(a) and (d) show average PSNR and SSIM values corresponding to the three digital watermarking schemes. The results show that M1 and M3 can provide reasonably good

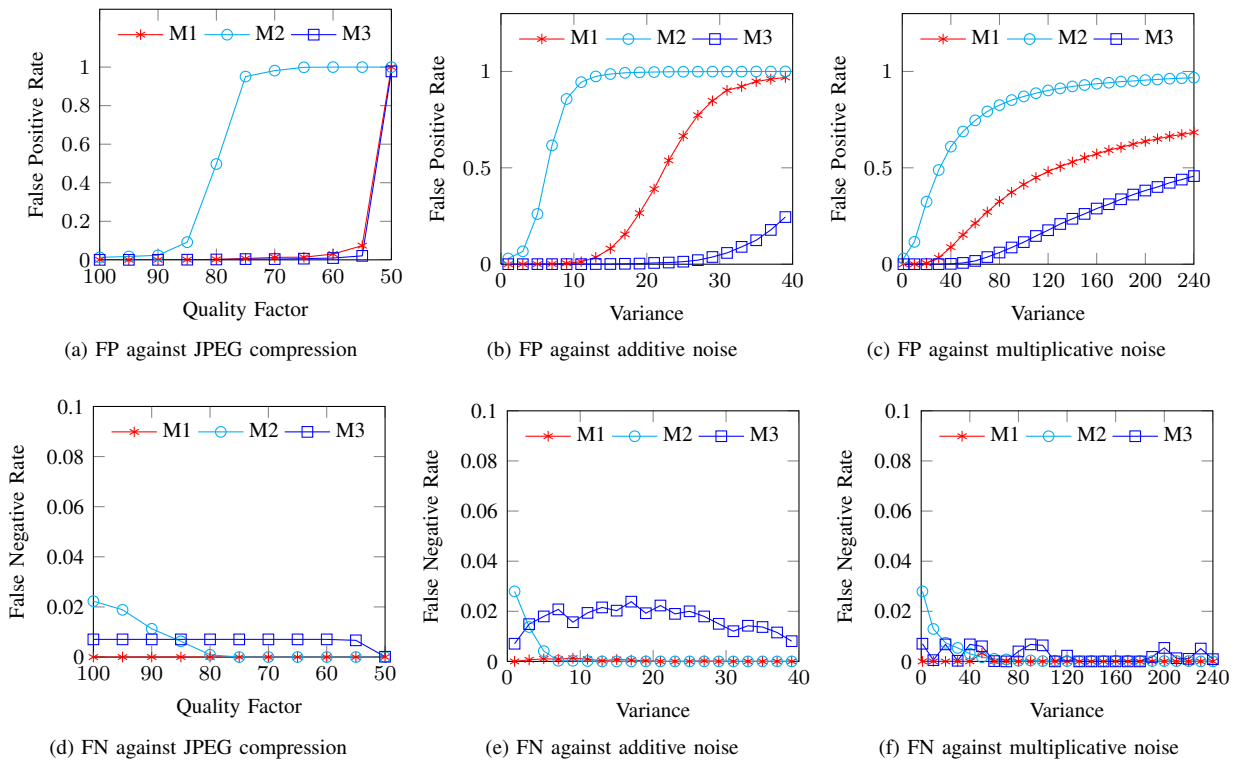


Fig. 8: Average FP and FN rates of M1, M2 and M3 w.r.t. different parameter values of attacks.

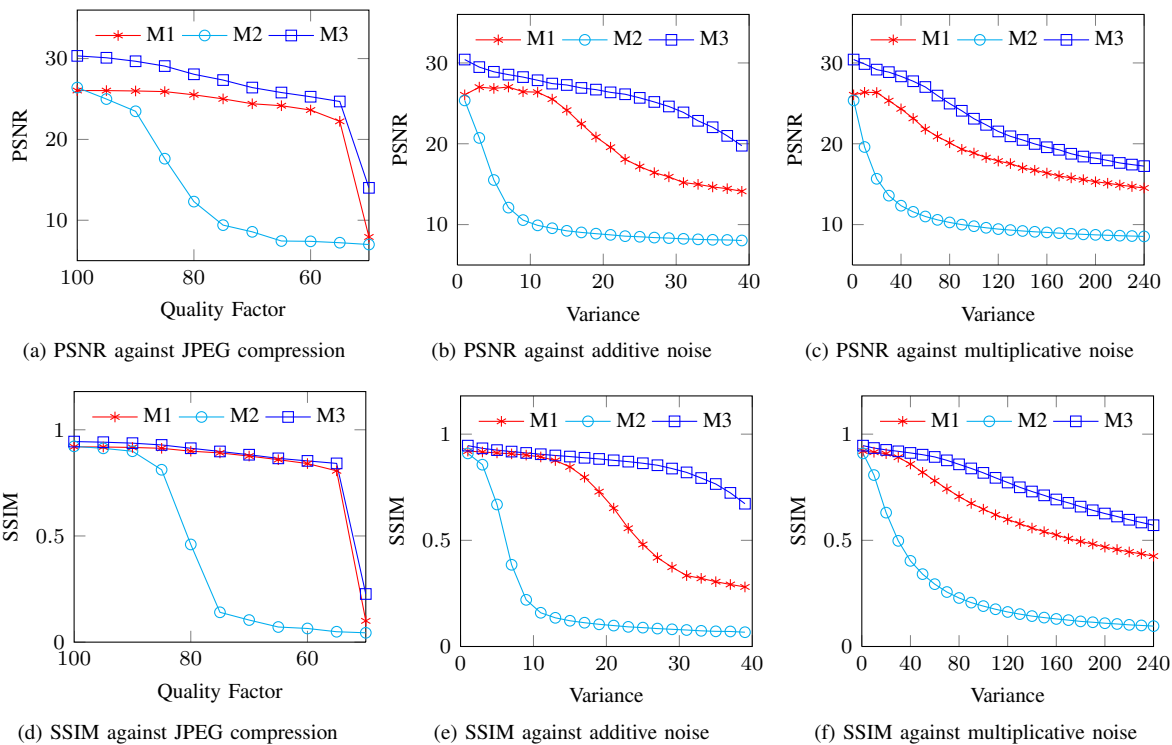


Fig. 9: Average perceptual quality of images recovered by M1, M2 and M3 w.r.t. different parameter values of attacks.

image quality if  $QF > 50$ , but M2's performance drops rapidly when  $QF < 85$ . The general trend matches the results on the authentication accuracy since any false detections will

influence the quality of the recovered image. Between M1 and M3, we can also observe that M3 performs slightly better in terms of SSIM but significantly better in terms of PSNR.

2) *Additive & Multiplicative Gaussian White Noises*: Figures 8, (b), (e), (c) and (f) show average FP and FN rates when noises are added for the three digital watermarking schemes.

The results on the FP rates show that M3 outperforms M1 significantly and M2 is the worst among the three. The average FN rates of all the three schemes remain close to 0% so there is no noticeable difference among them.

Figures 9(b), (e), (c) and (f) show average PSNR and SSIM values of the 100 images recovered by the three digital watermarking schemes after different levels of noise are added. As expected the average quality of recovered images largely decreases smoothly as the variance (energy) of noise increases. Among the three schemes, M2 is again the worst performing scheme and M3 outperforms M1 significantly in terms of both PSNR and SSIM (for the latter after the variance of the noise goes beyond a threshold).

## V. MORE DISCUSSION

The previous section gives evidence about the usefulness of OR-Benchmark. While it is clear that OR-Benchmark has the potential to be a useful framework for the digital watermarking community, we would like to highlight that benchmarking complicated systems like digital watermarking schemes is not a simple matter and a more careful design of the benchmarking task is needed. In other words, the benchmarking task has to be designed on an ad hoc basis by the user of the benchmarking system, which is supported by the high reconfigurability and extensibility of the OR-Benchmark framework. While benchmarking tasks have to be designed individually, there are known common issues that we need to pay special attention to. For instance, it has been well known that using different PQA metrics may lead to different results when comparing different digital watermarking schemes. This has been demonstrated partly from the results shown in Sec. IV where PSNR and SSIM do not always give the same results (*e.g.* for M3).

To further highlight the subtlety of performance evaluation of digital watermarking schemes, in this section we show a concrete example related to the “visual quality of recovered image vs. JPEG compression attack” issue, which is about the use of QF as the control factor of JPEG compression to compare performance of digital watermarking schemes as shown in Sec. IV-F. While this is a common practice to use QF as the control factor, it can be reasonably argued that QF is not necessarily a good factor for this purpose because it has different impacts on different images. One alternative is bit per pixel (bpp), which is a more direct measure of compression efficiency than QF. Now we will show what will happen if we switch from QF to bpp for the same benchmarking task described in Sec. IV. To simplify the discussion, we focus on the visual quality of recovered images only.

Switching from QF to bpp immediately raises a problem: we can control QF directly to have a fixed set of values for all digital watermarking schemes, but we cannot control bpp directly as it is not an encoding parameter but a post-compression metric. The fixed set of values is important because we need to calculate average performance indicators which can be done if all performance indicators are aligned.

When the values of performance indicators are not aligned, we will need to find a way to average the results cross all test images. One approach is to fit a curve for each image covering a continuous range of the control factor and then to average all those curves produced for all test images. Let us show how this can be done using PSNR as an example. The task here is to get a continuous bpp-PSNR function for each test image based on a finite number of (bpp, PSNR) points, and then average the bpp-PSNR functions of all images to get an average bpp-PSNR function. To this end, denote the bpp-PSNR function for the  $i$ -th test image by  $f_i(\cdot)$ . Since we have no knowledge of each individual function  $f_i(\cdot)$ , we simply connect all the (bpp, PSNR) points to form a piecewise linear function. We also limit the domain of  $f_i(\cdot)$  to  $[\min_i(\text{bpp}), \max_i(\text{bpp})]$ , the range between the minimum and maximum bpp values observed.

Figure 10 shows 100 bpp-PSNR functions estimated from 100 images for the digital watermarking scheme M1. As expected, those functions do not have aligned domains since the minimum and maximum bpp values vary from image to image. In order to align all the functions, we extend all their domains to  $(-\infty, \infty)$  and assign  $f_i(x) = 0$  when the bpp value  $x$  goes out of  $[\min_i(\text{bpp}), \max_i(\text{bpp})]$ .

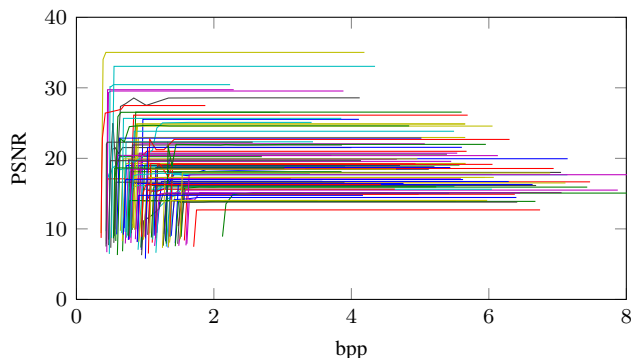


Fig. 10: The bpp-PSNR functions of 100 images recovered by the digital watermarking scheme M1.

After making the above preparation, the average bpp-PSNR function  $\bar{f}(x)$  for all  $N$  test images can be defined as follows:

$$\bar{f}(x) = \frac{\sum_{i=1}^N f_i(x)}{\sum_{i=1}^N \text{sign}(f_i(x))}, \quad (1)$$

where  $\text{sign}(x) = 0$  for  $x \leq 0$  and 1 otherwise, which is used to count only bpp-PSNR functions covering  $x$ .

The above approach can be easily generalized to any IQA metrics. We added two new PE algorithms to the *PE Library* and produced the performance comparison results for the average recovered image quality w.r.t. JPEG compression as shown in Figure 11. Compared with the results shown in Figures 9(a) and (d), we can see some clear differences in the conclusion of the performance comparison: while M3 remains the best scheme as a whole, M2 now outperforms M1 when the bpp value goes above a threshold. This example demonstrates the big impact of benchmarking details in how the performance indicators are handled on the final results.



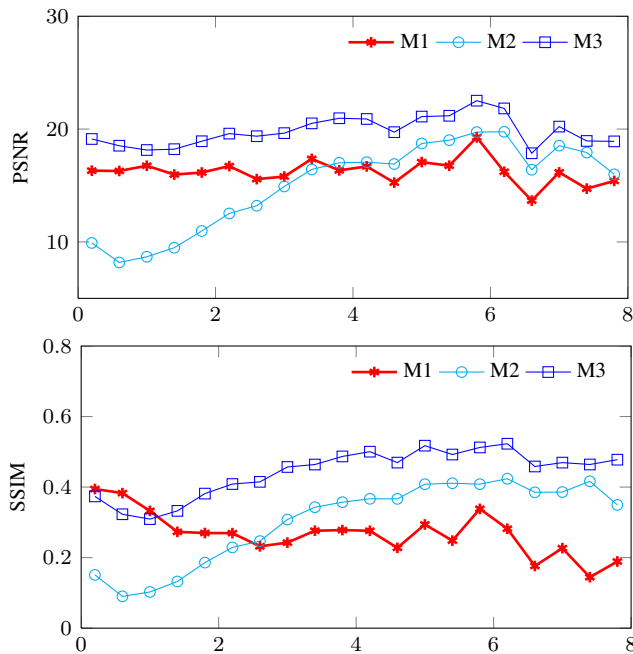


Fig. 11: Reproduction of the results in Figs. 9(a) and (d) by replacing the control factor QF by bpp. The x-axis is the bpp value and the y-axis is the PSNR/SSIM value.

## VI. CONCLUSION AND FUTURE WORK

In this paper, we present OR-Benchmark, an open and highly reconfigurable general-purpose benchmarking framework, to meet the needs of benchmarking different digital watermarking schemes. To the best of our knowledge, this is the first and the only benchmarking framework supporting all known types of digital watermarking schemes including complicated ones involving multiple types of watermarks. We implemented a prototype as a MATLAB software package, and give a case study on three image authentication and self-restoration watermarking schemes to showcase the usefulness of OR-Benchmark as a convenient and flexible tool.

Although OR-Benchmark as a general framework can easily support any media type, attacks, test multimedia datasets, and PE algorithms, our current implementation has mainly built-in functional units for digital images. The *Offline Analyzer* is also tailored towards our own needs for benchmarking some special types of digital watermarking schemes. In future we plan to add more functional units to the prototype so that users can use it without adding too many user-defined algorithms but focus on the digital watermarking schemes themselves. We also plan to release our MATLAB prototype under an open source license and call for contributions from the whole digital watermarking community. A dedicated website will be set up to host related documents and the source code of our prototype implementation.

## REFERENCES

[1] I. Cox, M. Miller, J. Bloom, J. Fridrich, and T. Kalker, *Digital Watermarking and Steganography*, 2nd ed. San Francisco, CA, USA: Morgan Kaufmann Publishers Inc., 2007.

[2] G. Voyatzis and I. Pitas, "The use of watermark in the protection of digital multimedia products," *Proceedings of the IEEE*, vol. 87, no. 7, pp. 1197–1207, 1999.

[3] C. I. Podilchuk and E. J. Delp, "Digital watermarking: Algorithms and applications," *IEEE Signal Processing Magazine*, vol. 18, no. 4, pp. 33–46, 2001.

[4] D. Kacker and J. P. Allebach, "Joint halftoning and watermarking," *IEEE Transactions on Signal Processing*, vol. 51, no. 4, pp. 1054–1068, 2003.

[5] W. Li, X. Xue, and P. Lu, "Localized audio watermarking technique robust against time-scale modification," *IEEE Transactions on Multimedia*, vol. 8, no. 1, pp. 60–69, 2006.

[6] T. Stütz, F. Atrousseau, and A. Uhl, "Non-blind structure-preserving substitution watermarking of H.264/AVLC inter-frames," *IEEE Transactions on Multimedia*, vol. 16, no. 5, pp. 1337–1349, 2014.

[7] K. Wang, G. Lavoué, F. Denis, and A. Baskurt, "A comprehensive survey on three-dimensional mesh watermarking," *IEEE Transactions on Multimedia*, vol. 10, no. 8, pp. 1513–1527, 2008.

[8] A. Houmansadr, N. Kiyavash, and N. Borisov, "Non-blind watermarking of network flows," *IEEE/ACM Transactions on Networking*, vol. 22, no. 4, pp. 1232–1244, 2014.

[9] I. J. Cox, J. Kilian, F. T. Leighton, and T. Shamoan, "Secure spread spectrum watermarking for multimedia," *IEEE Transactions on Image Processing*, vol. 6, no. 12, pp. 1673–1687, 1997.

[10] C.-Y. Lin, M. Wu, J. A. Bloom, I. J. Cox, M. L. Miller, and Y. M. Lui, "Rotation, scale, and translation resilient watermarking for images," *IEEE Transactions on Image Processing*, vol. 10, no. 5, pp. 767–782, 2001.

[11] X. Zhu, J. Ding, H. Dong, K. Hu, and X. Zhang, "Normalized correlation-based quantization modulation for robust watermarking," *IEEE Transactions on Multimedia*, vol. 16, no. 7, pp. 1888–1904, 2014.

[12] A. T. S. Ho, X. Zhu, J. Shen, and P. Marziliano, "Fragile watermarking based on encoding of the zeroes of the  $z$ -transform," *IEEE Transactions on Information Forensics and Security*, vol. 3, no. 3, pp. 567–569, 2008.

[13] X. Zhang and S. Wang, "Fragile watermarking with error-free restoration capability," *IEEE Transactions on Multimedia*, vol. 10, no. 8, pp. 1490–1499, 2008.

[14] H. He, F. Chen, H.-M. Tai, T. Kalker, and J. Zhang, "Performance analysis of a block-neighborhoodbased self-recovery fragile watermarking scheme," *IEEE Transactions on Information Forensics and Security*, vol. 7, no. 1, pp. 185–196, 2012.

[15] A. T. S. Ho, X. Zhu, and Y. L. Guan, "Image content authentication using Pinned Sine Transform," *EURASIP Journal of Applied Signal Processing*, vol. 2004, no. 11, pp. 2174–2184, 2004.

[16] K. Maeno, Q. Sun, S.-F. Chang, and M. Suto, "New semi-fragile image authentication watermarking techniques using random bias and nonuniform quantization," *IEEE Transactions on Multimedia*, vol. 8, no. 1, pp. 32–45, 2006.

[17] Z. Ni, Y. Q. Shi, N. Ansari, W. Su, Q. Sun, and X. Lin, "Robust lossless image data hiding designed for semi-fragile image authentication," *IEEE Transactions on Circuits and Systems for Video Technology*, vol. 18, no. 4, pp. 497–509, 2008.

[18] F. A. P. Petitcolas, R. J. Anderson, and M. G. Kuhn, "Attacks on copyright marking systems," in *Information Hiding: Second International Workshop, IH'98 Portland, Oregon, USA, April 14-17, 1998 Proceedings*, ser. Lecture Notes in Computer Science, vol. 1525. Springer, 1998, pp. 218–238.

[19] F. A. P. Petitcolas, "Watermarking scheme evaluation: Algorithms need common benchmarks," *IEEE Signal Processing Magazine*, vol. 17, no. 5, pp. 58–64, 2000.

[20] V. Solachidis, A. Tefas, N. Nikolaidis, S. Tsekeridou, A. Nikolaidis, and I. Pitas, "A benchmarking protocol for watermarking methods," in *Proceedings of 2001 IEEE International Conference on Image Processing (ICIP 2001)*, vol. 3. IEEE, 2001, pp. 1023–1026.

[21] S. Pereira, S. Voloshynovskiy, M. Madueno, S. Marchand-Maillet, and T. Pun, "Second generation benchmarking and application oriented evaluation," in *Information Hiding: 4th International Workshop, IH 2001, Pittsburgh, PA, USA, April 25-27, 2001 Proceedings*, ser. Lecture Notes in Computer Science, vol. 2137. Springer, 2001, pp. 340–353.

[22] J. C. Vorbrüggen and F. Cayre, "The Certimark benchmark: Architecture and future perspectives," in *Proceedings of 2002 IEEE International Conference on Multimedia and Expo (ICME 2002)*, vol. 2. IEEE, 2002, pp. 485–488.

[23] B. Macq, J. Dittmann, and E. J. Delp, "Benchmarking of image watermarking algorithms for digital rights management," in *Proceedings Of the IEEE*, vol. 92, no. 6, 2004, pp. 971–984.

[24] F. A. P. Petitcolas, M. Steinebach, F. Raynal, J. Dittmann, C. Fontaine, and N. Fates, "A public automated web-based evaluation service for

- watermarking schemes: StirMark benchmark,” in *Security and Watermarking of Multimedia Contents III*, ser. Proceedings of SPIE, vol. 4314, 2001, pp. 575–584.
- [25] M. Steinebach, F. A. P. Petitcolas, F. Raynal, J. Dittmann, C. Fontaine, S. Seibel, N. Fates, and L. C. Ferri, “StirMark benchmark: Audio watermarking attacks,” in *Proceedings of 2001 International Conference on Information Technology: Coding and Computing (ITCC 2001)*. IEEE, 2001, pp. 49–54.
- [26] A. Lang, “StirMark Benchmark for Audio - SMBA.” [Online]. Available: <http://omen.cs.uni-magdeburg.de/alang/smba.php>
- [27] M. Kuhn, “StirMark image-watermarking robustness test.” [Online]. Available: <http://www.cl.cam.ac.uk/~mgk25/stirmark.html>
- [28] M. Kutter and F. A. P. Petitcolas, “A fair benchmark for image watermarking systems,” in *Security and Watermarking of Multimedia Contents*, ser. Proceedings of SPIE, vol. 3657. SPIE, 1999, pp. 226–239.
- [29] F. Petitcolas, “Stirmark benchmark 4.0.” [Online]. Available: <http://www.cl.cam.ac.uk/~fapp2/watermarking/stirmark/>
- [30] S. Voloshynovskiy, S. Pereira, V. Iquise, and T. Pun, “Attack modelling: Towards a second generation watermarking benchmark,” *Signal Processing*, vol. 81, no. 6, pp. 1177–1214, 2001.
- [31] S. Voloshynovskiy, S. Pereira, T. Pun, J. J. Eggers, and J. K. Su, “Attacks on digital watermarks: Classification, estimation based attacks, and benchmarks,” *IEEE Communications Magazine*, vol. 39, no. 8, pp. 118–126, 2001.
- [32] Artificial Intelligence and Information Analysis Laboratory, Department of Informatics, Aristotle University of Thessaloniki, “Optimark.” [Online]. Available: <http://poseidon.csd.auth.gr/optimark/>
- [33] H. C. Kim, H. Ogunleye, O. Guitart, and E. J. Delp, “The watermark evaluation testbed (WET),” in *Security, Steganography, and Watermarking of Multimedia Contents VI*, ser. Proceedings of SPIE, vol. 5306. SPIE, 2004, pp. 236–247.
- [34] H. C. Kim, E. T. Lin, O. Guitart, and E. J. D. III, “Further progress in watermark evaluation testbed (WET),” in *Security, Steganography, and Watermarking of Multimedia Contents VII*, ser. Proceedings of SPIE, vol. 5681. SPIE, 2005, pp. 241–251.
- [35] O. Guitart, H. C. Kim, and E. J. D. III, “The watermark evaluation testbed (WET): new functionalities,” in *Security, Steganography, and Watermarking of Multimedia Contents VIII*, ser. Proceedings of SPIE, vol. 6072. SPIE, 2006, art. no. 60721O.
- [36] —, “Watermark evaluation testbed,” *Journal of Electronic Imaging*, art. no. 041106, 2006.
- [37] S. Lugan and B. Macq, “Thread-based benchmarking deployment,” in *Security, Steganography and Watermarking of Multimedia Contents VI*, ser. Proceedings of SPIE, vol. 5306. SPIE, 2004, pp. 248–255.
- [38] B. Michiels and B. Macq, “Benchmarking image watermarking algorithms with Openwatermark,” in *Proceedings of 14th European Signal Processing Conference (EUSIPCO 2006)*. EURASIP, 2006.
- [39] K. Wang, G. Lavoué, F. Denis, A. Baskurt, and X. He, “A benchmark for 3D mesh watermarking,” in *Proceedings of 2010 IEEE International Conference on Shape Modeling and Applications (SMI 2010)*. IEEE, 2010, pp. 231–235.
- [40] X. Zhao, A. T. S. Ho, H. Treharne, V. Pankajakshan, C. Culnane, and W. Jiang, “A novel semi-fragile image watermarking, authentication and self-restoration technique using the slant transform,” in *Proceedings of 3rd International Conference on International Information Hiding and Multimedia Signal Processing (IIH-MSP 2007)*, vol. 1. IEEE Computer Society, 2007, pp. 283–286.
- [41] C.-Y. Lin and S.-F. Chang, “Semi-fragile watermarking for authenticating JPEG visual content,” in *Security and Watermarking of Multimedia Contents II*, ser. Proceedings of SPIE, vol. 3971. SPIE, 2000, pp. 140–151.
- [42] G. Li, S. Pei, G. Chen, W. Cao, and B. Wu, “A self-embedded watermarking scheme based on relationship function of corresponding inter-blocks DCT coefficient,” in *Proceedings of 2009 International Conference on Computer Supported Cooperative Work in Design (CSCWD 2009)*. IEEE, 2009, pp. 107–112.
- [43] H. Wang, A. T. S. Ho, and X. Zhao, “A novel fast self-restoration semi-fragile watermarking algorithm for image content authentication resistant to JPEG compression,” in *Digital Forensics and Watermarking: 10th International Workshop, IWDW 2011, Atlantic City, NY, October 23-26, 2011, Revised Selected Papers*, ser. Lecture Notes in Computer Science, vol. 7128. Springer, 2012, pp. 72–85.
- [44] Z. Wang, A. C. Bovik, H. R. Sheikh, and E. P. Simoncelli, “Image quality assessment: from error visibility to structural similarity,” *IEEE Transactions on Image Processing*, vol. 13, no. 4, pp. 600–612, 2004.