

Domain Wall Formation from Level Crossing in the Axiverse

Ryuji Daido,^{1,*} Naoya Kitajima,^{1,†} and Fuminobu Takahashi^{1,2,‡}

¹*Department of Physics, Tohoku University, Sendai 980-8578, Japan*

²*Kavli Institute for the Physics and Mathematics of the Universe (WPI),
Todai Institutes for Advanced Study, University of Tokyo, Kashiwa 277-8583, Japan*

We point out that domain wall formation is a more common phenomenon in the Axiverse than previously thought. Level crossing could take place if there is a mixing between axions, and if some of the axions acquire a non-zero mass through non-perturbative effects as the corresponding gauge interactions become strong. The axion potential changes significantly during the level crossing, which affects the axion dynamics in various ways. We find that, if there is a mild hierarchy in the decay constants, the axion starts to run along the valley of the potential, passing through many crests and troughs, until it gets trapped in one of the minima; the *axion roulette*. The axion dynamics exhibits a chaotic behavior during the oscillations, and which minimum the axion is finally stabilized is highly sensitive to the initial misalignment angle. Therefore, the axion roulette is considered to be accompanied by domain wall formation. The cosmological domain wall problem can be avoided by introducing a small bias between the vacua. We discuss cosmological implications of the domain wall annihilation for baryogenesis and future gravitational wave experiments.

Introduction – There may be many axions in nature. In string theory, compactifications of the extra dimensions often offer a large number of axions [1, 2]. The Universe with a plenitude of such axions whose masses range over many orders of magnitude is called the Axiverse [3]. The striking feature of the axions is that they respect shift symmetry, which is unbroken at the perturbative level. Non-perturbative effects, however, typically break the shift symmetry to a discrete one, generating a periodic potential for the axions. Some of the axions may remain relatively light and play an important role in cosmology such as inflation [4, 5], dark energy [3, 6], dark matter [7, 8], and baryogenesis [9–12].

The axion mass is not necessarily a constant, but can vary with time. For example, the QCD axion acquires a non-zero mass at the QCD phase transition, while it is massless at high temperature. Similarly, some of the axions may acquire a mass after inflation. This is expected to be the case if the hidden sector is heated to high temperatures where the hidden gauge coupling is weak. As the temperature of the hidden sector decreases in the course of the cosmic expansion, the axion mass is generated when the hidden gauge interactions become non-perturbative.

In general, axions have mass and kinetic mixings with each other [13]. The level crossing takes place if the mass of one (or more) of the axions increases with time due to the non-perturbative effects and becomes heavier than other axions. During the level crossing, the axion potential changes significantly, which affects the axion dynamics in various ways. The level crossing phenomenon among the axions in the Axiverse has not attracted attention so far to the best of our knowledge, and we shall study its cosmological impact in this Letter.

The axion starts to oscillate when its temperature-dependent mass becomes comparable to the Hubble parameter. If the axion starts to oscillate well before the level crossing, the change of the axion potential is sufficiently slow compared to the oscillation period. In this case, we find that the resonant transition takes place at the level crossing *a la* the MSW effect in neutrino physics [15, 16]. On the other hand,

if the commencement of the axion oscillations is close to the level crossing, the axion does not really oscillate along one direction, but starts to run along the valley of the potential, passing through many crests and troughs, until it gets trapped in one of the potential minima. We find that which minimum the axion is finally stabilized is highly sensitive to the initial misalignment angle, and as we shall see, its dependence is rather chaotic. We call the chaotic run-away behavior the “*axion roulette*.”

Because of the high sensitivity to the initial position and possible spatial instabilities, the axion roulette is expected to be accompanied by domain wall formation. Therefore, domain wall formation might be a more common phenomenon in the Axiverse than previously thought. We will determine the conditions for the axion roulette to take place. The domain walls are cosmologically problematic, and they must be either inflated away, or unstable and decay rapidly. We shall discuss the implications of the domain wall collapse for baryogenesis and future gravitational wave experiments.

Lastly let us briefly mention the works in the past. The resonant transition between the QCD axion and the hidden axion was studied in the pioneering paper by Hill and Ross [17]. Recently two of the present authors (NK and FT) studied the resonant transition in Ref. [18], where the adiabatic invariant was correctly identified, and it was shown that not only the axion abundance but also its isocurvature perturbations can be significantly suppressed if the adiabaticity is weakly broken by the initial condition of the axion close to the hilltop. As emphasized in Ref. [18], the level crossing phenomenon is not limited to the QCD axion and the hidden axion, but it occurs commonly between any axions with a mixing. The purpose of this Letter is to show that the level crossing leads to not only resonant transition, but also domain wall formation.

Level crossing – Let us consider the low-energy effective Lagrangian for axions a_1 and a_2 ;

$$\mathcal{L} = \sum_{i=1,2} \frac{1}{2} \partial^\mu a_i \partial_\mu a_i - V_1(a_1, a_2) - V_2(a_1, a_2) \quad (1)$$

with

$$V_1(a_1, a_2) = \Lambda_1^4 \left(1 - \cos \left(n_1 \frac{a_1}{f_1} + n_2 \frac{a_2}{f_2} \right) \right) \quad (2)$$

$$V_2(a_1, a_2) = m_a(T)^2 f_2^2 \left(1 - \cos \left(\frac{a_2}{f_2} \right) \right), \quad (3)$$

where $m_a(T)$ is given by

$$m_a(T) = \min \left[m_a \left(\frac{T}{\Lambda_2} \right)^p, m_a \right]. \quad (4)$$

Here we have defined $m_a \equiv \Lambda_2^2/f_2$ and n_1 (n_2) and f_1 (f_2) are, respectively, the domain wall number and the decay constant for a_1 (a_2). p is a negative constant, which depends on the details of the interactions responsible for V_2 . In the following numerical calculations we assume the radiation dominated Universe and set $p = -3$ for simplicity, but its precise value is not relevant for our main results. Note that the two axions have a mixing through V_1 , and so, $m_a(T)$ is not necessarily equal to one of the mass eigenvalues.

Let us define two effective decay constants for later use. When the curvature of V_1 is larger than that of V_2 , one can define the effective decay constants f and F along the valley of V_1 and the direction orthogonal to it, respectively. Specifically, the lighter direction is determined by $n_1 a_1/f_1 + n_2 a_2/f_2 = \text{const.}$. The effective decay constants are given by

$$f = \frac{\sqrt{n_2^2 f_1^2 + n_1^2 f_2^2}}{n_1}, \quad (5)$$

$$F = \frac{f_1 f_2}{\sqrt{n_1^2 f_2^2 + n_2^2 f_1^2}} \quad (6)$$

and one can see that, for large n_1 and/or n_2 , there is a hierarchy between f and F . Such hierarchical decay constant attracted attention in a context of the so called alignment mechanism for large-field inflation [19–21]. The reason for this choice of the axion potential will be clear shortly.

We assume that, while the potential height of V_1 is constant with time, the potential height of V_2 grows with time. This is the case e.g., if the gauge sector responsible for V_2 is heated to high temperature where the gauge interactions are weak. Then, at high temperature, there is a massless flat direction along $n_1 a_1/f_1 + n_2 a_2/f_2 = \text{const.}$. As the temperature decreases, $m_a(T)$ turns on and the height of V_2 increases. We assume that the mass of a_2 finally becomes heavier than a_1 , and then it becomes constant in the low energy. At low temperatures, the heavier mass eigenstate is almost a_2 , while the lighter one is a_1 . See Fig. 1 where we show typical evolution of the two mass eigenvalues, (m_L, m_H) with $m_L < m_H$, while the height of V_2 increases due to non-perturbative effects. Here the mass eigenvalues are evaluated at the potential minimum. Here and in what follows we adopt $n_1 = n_2 = 10$, $f_1 = f_2 = 10^{15}$ GeV and $(\Lambda_1/\Lambda_2)^2 = 0.02$ as reference values. The level crossing occurs at $m_a t \simeq 10$ when the two mass eigenvalues become comparable.

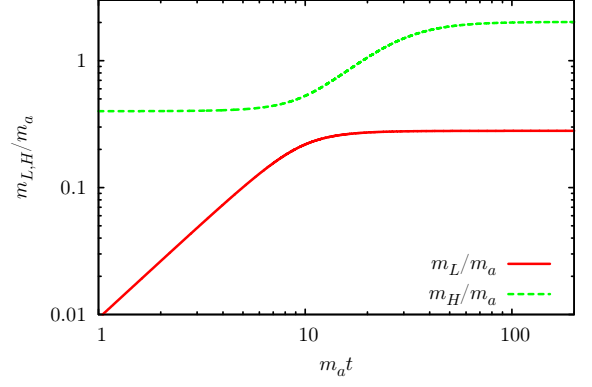


FIG. 1. The time evolution of the mass eigenvalues of two axions, m_H and m_L .

The axion potential changes significantly during the level crossing. This might affect the axion dynamics if the axion has already started to oscillate before or around the level crossing. If the axion starts oscillations along the valley of V_1 much before the level crossing, the change of the axion potential is so slow compared to the typical oscillation period that the axion number density in the comoving volume becomes the adiabatic invariant. Then, resonant transition takes place during the level crossing *à la* the MSW effect [15, 16]. As a result, the final axion density is suppressed by the mass ratio, m_L/m_H , compared to the case without the resonant transition [18]. The adiabaticity is violated if the oscillation amplitude is so large that the anharmonic effect is relevant. In this case, the resonant transition is not complete and both heavy and light axions are generated. Then, isocurvature perturbations can be suppressed for certain parameters, as the produced heavy axions partially cancel the original fluctuations [18].

Axion roulette and domain wall formation – Now let us consider the case in which the axion starts to oscillate around or slightly before the time of the level crossing. Then, the scalar potential significantly changes even during the first few oscillations of the axion. As a result, the direction of oscillations is changed each time the axion oscillates. This is because the axion effectively gets kicked into different directions around the turning points of oscillations, and this lasts until the level crossing is completed. Note that there is no adiabatic invariant in this process because the motion is not periodic at all.

We have assumed that V_2 eventually dominates over the scalar potential. Namely, at low temperatures $T \ll \Lambda_2$, the heavier mass eigenstate is approximately given by a_2 , while the lighter one is a_1 . Therefore, after the commencement of oscillations, the axion dynamics is likely confined in one of the valleys of V_2 , e.g., around $a_2 \approx 0$. On the other hand, it is not certain if the axion is quickly trapped in one of the minima of V_1 . In fact, if the initial axion energy is sufficiently large, the axion will start to run along one of the valleys of

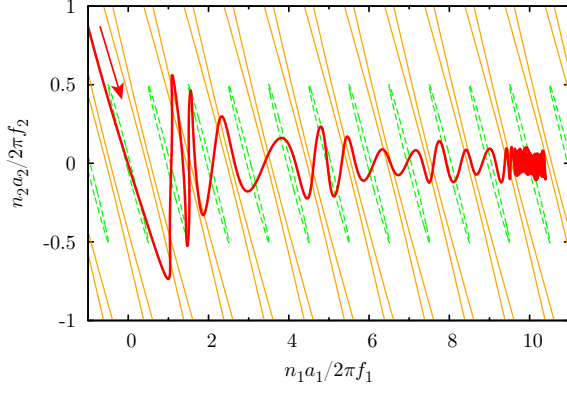


FIG. 2. The trajectory of two axions in the a_1 – a_2 plane. The axion evolves from left to right. The region closed by dashed-green (solid-orange) contour contains the potential minimum (maximum) at $m_a(T)^2 f_2^2 = \Lambda_1^4$.

V_2 soon after the onset of oscillation, passing through crests and troughs of V_1 , until it gets trapped in one of the potential minima.

We have numerically confirmed such a behavior. In Fig. 2 we show the trajectory of the two axions in the a_1 – a_2 plane. We adopt the initial condition $a_{2,i}/f_2 = 1.5$ and $n_1 a_{1,i}/f_1 + n_2 a_{2,i}/f_2 = 0$ which minimizes the V_1 , but this does not affect our main results. One can see that the axion first starts to evolve along the flat direction of V_1 , and then, gradually starts to run toward positive values of a_1 along the valley of V_2 (i.e., $a_2 = 0$). In this example, the axion is stabilized after passing through ten crests of V_1 shown by the solid-orange lines. We call the run-away behavior of the axion dynamics the “*axion roulette*.”

The axion roulette takes place even if the axion mass is varied by about one order of magnitude, as long as the axion starts to oscillate slightly before or around the level crossing. According to our numerical calculations, the axion roulette works well for $H_{lc}/H_{osc} = \mathcal{O}(0.1 - 1)$, where the subscripts ‘lc’ and ‘osc’ imply that the variable is evaluated at the level crossing and at the commencement of oscillations, respectively. On the other hand, if the axion starts to oscillate well after the level crossing, the axion initially starts to oscillate along a_2 , and no motion along a_1 is induced, suppressing the chaotic run-away behavior.

In order to understand the condition for the axion roulette to take place, let us estimate the energy density of the axion $\rho_{a,osc}$ at the commencement of oscillations. In order to climb over the potential barrier of V_1 , the initial oscillation energy must be greater than the height of V_1 :

$$\rho_{a,osc} \sim m_{L,osc}^2 f^2 \gtrsim \Lambda_1^4 \sim m_{H,osc}^2 F^2. \quad (7)$$

In deriving the above condition (7) we have assumed that the axion starts to move along the valley of V_1 , because the curvature is still dominated by V_1 until the level crossing, even if the potential height of V_2 is larger than V_1 . One can imagine

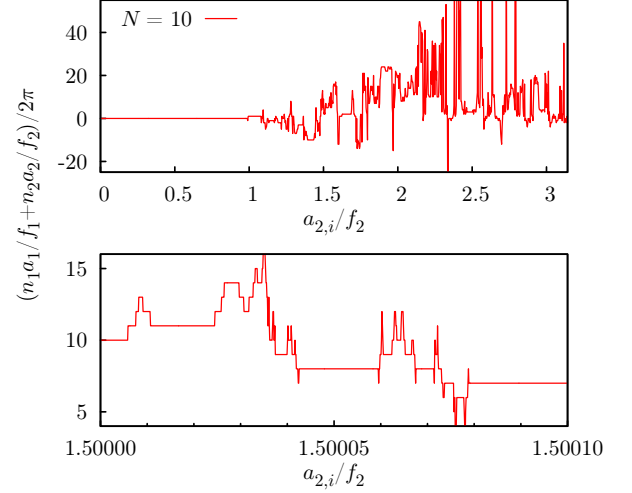


FIG. 3. The final value of $(n_1 a_1/f_1 + n_2 a_2/f_2)/2\pi$ as a function of the initial misalignment angle of a_2 . The bottom panel is the zoom-up of the top panel between $a_{2,i}/f_2 = 1.5 - 1.5 + 10^{-4}$.

a cosine potential V_2 with grooves induced by V_1 . Around the level crossing, the mass eigenvalues at the potential minima are comparable to each other. Therefore, if the effective decay constant along the flat direction is enhanced, i.e., $f \gg F$, the initial axion energy easily exceeds the height of the potential barrier. This is the reason why we have chosen the axion potential (2) and (3), where the alignment mechanism is operative. Specifically, if one sets $f_1 = f_2$ and $n_1 = n_2 = N$, Eq. (7) yields $N \gtrsim m_H/m_L|_{osc}$. Equivalently, one may introduce a hierarchy in the two decay constants from the beginning. In contrast to the application to large-field inflation, we do not need very large hierarchy in the decay constants or super-Planckian ones. The hierarchy by a factor of several to ten is sufficient.

So far we have studied the spatially homogeneous evolution of the axion, neglecting spatial inhomogeneities. The axions acquire quantum fluctuations of order $H_{inf}/2\pi$ during inflation, if they are lighter than the Hubble parameter, H_{inf} . If the final minimum where the axion is stabilized is highly sensitive to the initial position, the domain walls are likely produced. In Fig. 3 we show the final value of $(n_1 a_1/f_1 + n_2 a_2/f_2)/2\pi$ as a function of the initial misalignment angle of a_2 . The chaotic behavior becomes strong at large misalignment angles because the initial oscillation energy is increased. For larger N , the chaotic behavior is observed at smaller misalignment angles. Therefore the axion can be stabilized in different potential minima in each Hubble patch, even if the quantum fluctuation is much smaller than the decay constant. In addition, even at subhorizon scales, spatial inhomogeneities are likely to grow during the time when the axion runs through crests and troughs of V_1 . Therefore, the axion roulette is most probably accompanied by domain wall formation.

Discussion – The domain walls are cosmologically problematic, and they must be either inflated away, or unstable

and decay quickly before dominating the Universe. The latter can be realized if one introduces another small shift symmetry breaking term to lift the degeneracy of the potential minima. The domain wall collapse and the emitted gravitational waves have been studied extensively in the literature. [22–25] Our analysis can be straightforwardly applied to the mixing between the QCD and hidden axions. In this case, the peak frequency of the gravitational waves is comparable to or lower than $\mathcal{O}(10^{-7})$ Hz, which may be within the sensitivity reach of the pulsar timing experiments.[26, 27]

So far we have introduced a large domain wall number $n_1 = n_2 = N > 1$ to realize the required hierarchy in the effective decay constants. Instead, we may introduce hierarchy in the decay constants from the very beginning, because the axion dynamics remains unchanged. The property of the domain walls, however, may be crucially modified. This is the case if the domain wall number N is equal to unity. In this case, all the potential minima of V_1 along the potential valley ($a_2 = 0$) are identical, and therefore, one cannot generate any bias between them. If domain walls were bounded by strings, they would be unstable and collapse quickly after formation. In the case of the axion roulette, no strings are formed, and so, the domain walls with $N = 1$ are stable in a cosmological time scale [28]. This is nothing but a cosmological disaster, and the domain walls must be inflated away. The value of N is crucial for the fate of domain walls.

The domain wall formation implies that the primordial quantum fluctuations of the axion result in fluctuations of order unity through the chaotic dynamics during the level crossing. Therefore, at the domain wall formation, the initial energy densities of domain walls as well as coherent oscillations have fluctuations of order unity at superhorizon scales. As the Universe expands, the domain wall network is known to quickly follow the scaling regime [29–31] Therefore, the energy density of the domain walls in the scaling regime have only fluctuations of order unity at subhorizon scales, and their fluctuations at superhorizon scales are suppressed. On the other hand, the axion coherent oscillations produced during the domain wall formation remain to have density perturbations of order unity at superhorizon scales. Therefore, those axions should decay before their energy density exceeds about 10^{-6} of the total energy density, since otherwise the non-Gaussianity will be too large. If the axion domain walls are responsible for the origin of the baryon asymmetry, isocurvature perturbations and their non-Gaussianity are also generated [12]. In another case, the axion produced by the domain wall decays may contribute to the cold dark matter.

If the axion roulette works, the kinetic energy of the axion exceeds the height of the potential barrier, which is impossible to realize in the case of a single axion field. Such a large velocity of the axion could be used to enhance the baryon asymmetry in the spontaneous baryogenesis scenario [9, 10]. We leave a detailed analysis of this scenario, especially the estimate of the isocurvature perturbations for future work.

In summary, the axion roulette works and the axion domain walls are formed if (i) the axion starts to oscillate around or

slightly before the level crossing, and (ii) the initial oscillation energy is sufficiently large to climb over the potential barrier (cf. (7)). The first condition does not require any severe fine-tuning: for instance, this is naturally satisfied if the final two axion masses are comparable and the decay constants f_1 and f_2 are around the GUT scale or higher. The second condition is met if the alignment mechanism is operative, and it is known that such enhancement occurs frequently for several axions [32, 33]. Therefore, the domain wall formation may be a more common phenomenon in the Axiverse than previously thought.

This work was supported by JSPS Grant-in-Aid for Young Scientists (B) (No.24740135 [FT]), Scientific Research (A) (No.26247042 [FT]), Scientific Research (B) (No.26287039 [FT]), and the Grant-in-Aid for Scientific Research on Innovative Areas (No.23104008 [NK, FT]). This work was also supported by World Premier International Center Initiative (WPI Program), MEXT, Japan [FT].

* daido@tuhep.phys.tohoku.ac.jp

† kitajima@tuhep.phys.tohoku.ac.jp

‡ fumi@tuhep.phys.tohoku.ac.jp

- [1] P. Svrcek and E. Witten, *JHEP* **0606**, 051 (2006), [arXiv:hep-th/0605206 \[hep-th\]](#).
- [2] R. Blumenhagen, B. Kors, D. Lust, and S. Stieberger, *Phys.Rept.* **445**, 1 (2007), [arXiv:hep-th/0610327 \[hep-th\]](#).
- [3] A. Arvanitaki, S. Dimopoulos, S. Dubovsky, N. Kaloper, and J. March-Russell, *Phys.Rev.* **D81**, 123530 (2010), [arXiv:0905.4720 \[hep-th\]](#).
- [4] K. Freese, J. A. Frieman, and A. V. Olinto, *Phys.Rev.Lett.* **65**, 3233 (1990).
- [5] M. Czerny and F. Takahashi, *Phys.Lett.* **B733**, 241 (2014), [arXiv:1401.5212 \[hep-ph\]](#).
- [6] J. E. Kim and H. P. Nilles, *JCAP* **0905**, 010 (2009), [arXiv:0902.3610 \[hep-th\]](#).
- [7] A. Ringwald, *Phys.Dark Univ.* **1**, 116 (2012), [arXiv:1210.5081 \[hep-ph\]](#).
- [8] M. Kawasaki and K. Nakayama, *Ann.Rev.Nucl.Part.Sci.* **63**, 69 (2013), [arXiv:1301.1123 \[hep-ph\]](#).
- [9] A. G. Cohen and D. B. Kaplan, *Phys.Lett.* **B199**, 251 (1987).
- [10] T. Chiba, F. Takahashi, and M. Yamaguchi, *Phys.Rev.Lett.* **92**, 011301 (2004), [arXiv:hep-ph/0304102 \[hep-ph\]](#).
- [11] A. Kusenko, K. Schmitz, and T. T. Yanagida, (2014), [arXiv:1412.2043 \[hep-ph\]](#).
- [12] R. Daido, N. Kitajima, and F. Takahashi, (2015), [arXiv:1504.07917 \[hep-ph\]](#).
- [13] Such mass and kinetic mixings among multiple axions are exploited recently in the context of inflation [14, 19, 32, 33].
- [14] T. C. Bachlechner, M. Dias, J. Frazer, and L. McAllister, *Phys.Rev.* **D91**, 023520 (2015), [arXiv:1404.7496 \[hep-th\]](#).
- [15] L. Wolfenstein, *Phys.Rev.* **D17**, 2369 (1978).
- [16] S. Mikheev and A. Y. Smirnov, *Sov.J.Nucl.Phys.* **42**, 913 (1985).
- [17] C. T. Hill and G. G. Ross, *Nucl.Phys.* **B311**, 253 (1988).
- [18] N. Kitajima and F. Takahashi, *JCAP* **1501**, 032 (2015), [arXiv:1411.2011 \[hep-ph\]](#).
- [19] J. E. Kim, H. P. Nilles, and M. Peloso, *JCAP* **0501**, 005 (2005), [arXiv:hep-ph/0409138 \[hep-ph\]](#).

- [20] I. Ben-Dayan, F. G. Pedro, and A. Westphal, *Phys.Rev.Lett.* **113**, 261301 (2014), [arXiv:1404.7773 \[hep-th\]](#).
- [21] S. H. H. Tye and S. S. C. Wong, (2014), [arXiv:1404.6988 \[astro-ph.CO\]](#).
- [22] M. Gleiser and R. Roberts, *Phys.Rev.Lett.* **81**, 5497 (1998), [arXiv:astro-ph/9807260 \[astro-ph\]](#).
- [23] T. Hiramatsu, M. Kawasaki, and K. Saikawa, *JCAP* **1005**, 032 (2010), [arXiv:1002.1555 \[astro-ph.CO\]](#).
- [24] M. Kawasaki and K. Saikawa, *JCAP* **1109**, 008 (2011), [arXiv:1102.5628 \[astro-ph.CO\]](#).
- [25] T. Hiramatsu, M. Kawasaki, and K. Saikawa, *JCAP* **1402**, 031 (2014), [arXiv:1309.5001 \[astro-ph.CO\]](#).
- [26] M. Kramer, (2004), [arXiv:astro-ph/0409020 \[astro-ph\]](#).
- [27] R. Manchester, *Class.Quant.Grav.* **30**, 224010 (2013).
- [28] J. Preskill, S. P. Trivedi, F. Wilczek, and M. B. Wise, *Nucl.Phys.* **B363**, 207 (1991).
- [29] W. H. Press, B. S. Ryden, and D. N. Spergel, *Astrophys.J.* **347**, 590 (1989).
- [30] J. Oliveira, C. Martins, and P. Avelino, *Phys.Rev.* **D71**, 083509 (2005), [arXiv:hep-ph/0410356 \[hep-ph\]](#).
- [31] A. Leite and C. Martins, *Phys.Rev.* **D84**, 103523 (2011), [arXiv:1110.3486 \[hep-ph\]](#).
- [32] K. Choi, H. Kim, and S. Yun, *Phys.Rev.* **D90**, 023545 (2014), [arXiv:1404.6209 \[hep-th\]](#).
- [33] T. Higaki and F. Takahashi, *JHEP* **1407**, 074 (2014), [arXiv:1404.6923 \[hep-th\]](#).