

# H $\alpha$ 3: an H $\alpha$ imaging survey of HI selected galaxies from ALFALFA<sup>★</sup> V: The Coma Supercluster survey completion.

Giuseppe Gavazzi<sup>1</sup>, Guido Consolandi<sup>1</sup>, Elisa Viscardi<sup>1</sup>, Matteo Fossati<sup>2,3</sup>, Giulia Savorgnan<sup>4</sup>, Michele Fumagalli<sup>5,6</sup>, Leonel Gutierrez<sup>7</sup>, Hector Hernandez Toledo<sup>7</sup>, Alessandro Boselli<sup>8</sup>, Riccardo Giovanelli<sup>9</sup>, and Martha P. Haynes<sup>9</sup>

<sup>1</sup> Università degli Studi di Milano-Bicocca, Piazza della Scienza 3, 20126 Milano, Italy

e-mail: giuseppe.gavazzi@mib.infn.it, guido.consolandi@mib.infn.it, e.viscardi4@campus.unimib.it

<sup>2</sup> Universitäts-Sternwarte München, Schenierstrasse 1, D-81679 München, Germany.

<sup>3</sup> Max-Planck-Institut für Extraterrestrische Physik, Giessenbachstrasse, D-85748 Garching, Germany

e-mail: mfossati@mpe.mpg.de

<sup>4</sup> Centre for Astrophysics and Supercomputing, Swinburne University of Technology, Hawthorn, Victoria 3122, Australia

e-mail: gsavorgn@astro.swin.edu.au

<sup>5</sup> Institute for Computational Cosmology, Department of Physics, Durham University, South Road, Durham, DH1 3LE, UK

<sup>6</sup> Carnegie Observatories, 813 Santa Barbara Street, Pasadena, CA 91101, USA

e-mail: michele.fumagalli@durham.ac.uk

<sup>7</sup> Instituto de Astronomía, Universidad Nacional Autónoma de México, Carretera Tijuana-Ensenada, km 103, 22860 Ensenada, B.C., México.

e-mail: leonel@astro.unam.mx, hector@astroscu.unam.mx

<sup>8</sup> Aix Marseille Université, CNRS, LAM (Laboratoire d'Astrophysique de Marseille) UMR 7326, 13388, Marseille, France

e-mail: alessandro.boselli@oamp.fr

<sup>9</sup> Center for Radiophysics and Space Research, Space Science Building, Ithaca, NY, 14853

e-mail: haynes@astro.cornell.edu, riccardo@astro.cornell.edu

Received; accepted

## ABSTRACT

Neutral hydrogen represents the major observable baryonic constituent of galaxies that fuels the formation of stars through the transformation in molecular hydrogen. The emission of the hydrogen recombination line H $\alpha$  is the most direct tracer of the process that transforms gas (fuel) into stars. We continue to present H $\alpha$ 3 (acronym for H $\alpha$  –  $\alpha\alpha$ ), an extensive H $\alpha$ + [NII] narrow-band imaging campaign of galaxies selected from the HI Arcibo Legacy Fast ALFA Survey (ALFALFA), using the instrumentation available at the San Pedro Martir observatory (Mexico). In only four years since 2011 we were able to complete in 48 nights the H $\alpha$  imaging observations of 724 galaxies in the region of the Coma supercluster  $10^{\text{h}} < \text{R.A.} < 16^{\text{h}}; 24^{\circ} < \text{Dec.} < 28^{\circ}$  and  $3900 < cz < 9000 \text{ km s}^{-1}$ . Of these, 603 are selected from the HI Arcibo Legacy Fast ALFA Survey (ALFALFA) and constitute a 97% complete sample. They provide for the first time a complete census of the massive star formation properties of local gas-rich galaxies belonging to different environments (cluster vs filaments), morphological type (spirals vs dwarf Irr), over a wide range of stellar mass ( $\sim 10^8 - 10^{11.5} M_{\odot}$ ) in the Coma Supercluster. The present Paper V provides the H $\alpha$  data and the derived star formation rates for the observed galaxies.

**Key words.** Galaxies: clusters: individual: Coma – Galaxies: fundamental parameters *colors, luminosities, masses* – Galaxies: ISM

## 1. Introduction

Since the turn of the century broad-band photometry has received a tremendous momentum, in particular from the Sloan Digital Sky Survey (SDSS, York et al. 2000). Owing to this and other similarly large projects that were necessarily carried out by large teams of persons, today's photometric measurements are available for hundred thousands, if not millions of galaxies in the whole northern sky.

Similar extensive work does not exist for narrow-band (eg. H $\alpha$ ) extragalactic imaging in the nearby universe, and the existing surveys are still covering small regions of the sky at best. Besides the growing effort being put in the high-redshift universe, owing to the new generation NIR IFUs attached to 10m class tele-

scopes (eg. KMOS, Wisnioski et al. 2014 and SINFONI, Förster Schreiber et al. 2009 at the VLT; OSIRIS at Keck) or narrow-band IR imaging (HiZELS at the UKIRT, Best et al. 2010), H $\alpha$  imaging work is available for hardly three thousand galaxies in the local universe. After the pioneering work of Kennicutt & Kent, back in 1983, other groups, in collaboration with R. Kennicutt, continued this type of work. Among others we mention the survey of 468 SINGG galaxies HI selected from HIPASS by Meurer et al. (2006), the survey of 436 galaxies in the Local Volume (within 11 Mpc) by Kennicutt et al (2008) and of 802 objects by Karachentsev & Kaisina (2013), and of 465 galaxies in Abell clusters by Sakai et al (2012), approximately 2000 objects in total.

A similar effort by our group was mostly focused on the Virgo cluster (including parts of the Local Supercluster) and on the Coma supercluster. It is worth to mention the survey of 482 galaxies in Virgo, Coma and A1367 by Gavazzi et al. (2002a,b), the one of 30 galaxies in the Virgo cluster by Boselli et al.

\* Observations taken at the observatory of San Pedro Martir (Baja California, Mexico), belonging to the Mexican Observatorio Astronómico Nacional. FITS images are available via <http://goldmine.mib.infn.it>.

(2002); that of 63 galaxies in Coma+A1367 by Iglesias et al. (2002); the one of 273 galaxies in Virgo+Coma+A1367 by Gavazzi et al. (2006) and finally of 235 HI selected galaxies in Virgo by Gavazzi et al. (2012). Adding the present survey of 724 galaxies in the Coma supercluster, observations by our group add approximately another 1800  $H\alpha$  measurements.

Since the blind HI survey ALFALFA (Giovannelli et al. 2005) was completed (2012) at Arecibo and the catalogue containing 40% of the targets was published ( $\alpha.40$ , Haynes et al. 2011), we undertook the ambitious project to follow-up the HI targets in the spring sky with  $H\alpha$  observations.

The project was well suited for the instrumentation available at the San Pedro Martir observatory belonging to the Universidad Nacional Autonoma de Mexico (UNAM). Both the 1.5m and the 2.1m telescopes are equipped with digital cameras with a field of view of approximately 5 arcmin and a set of  $\sim 80 \text{ \AA}$  wide interferometric filters, appropriate for covering most targets with pointed observations, reaching the required sensitivity in less than one hour exposure.

Paper I of this series (Gavazzi, et. al. 2012) reports the observations obtained for the strip  $0 < Dec < 16 \text{ deg}$  (covering 235 galaxies in the Local Supercluster with  $cz < 3000 \text{ km s}^{-1}$ ). Paper II (Gavazzi, et. al. 2013a) reports the analysis of  $H\alpha 3$  in the Local Supercluster, Paper III (Gavazzi, et. al. 2013b), based on a preliminary analysis of the  $H\alpha 3$  survey in the Great Wall, reports on the evidence for environmental dependent galaxy evolution in the densest regions of the Coma supercluster. Paper IV (Fossati, et. al. 2013) contains the analysis of the structural parameters of  $H\alpha 3$  galaxies in the Local and Coma Superclusters.

The present Paper V contains the data collected for ALFALFA selected galaxies in the strip  $24 < Dec < 28 \text{ deg}$ , covering 724 objects with  $3900 < cz < 9000 \text{ km s}^{-1}$  in the Coma supercluster. The exquisite weather conditions encountered at San Pedro Martir allowed us to complete the Coma survey in just four years (2011-2014). Since 2011, when  $H\alpha 3$  began at SPM, the project was allocated with 48 nights. For 257 hours the shutter was kept open. Counting an average duration of 8 hours per night, this reflects a 67 % open shutter efficiency.

This paper is organized as follows. The observed Coma supercluster sample is described in Section 2. The observation strategy is the subject of Section 3, while the data reduction procedures are briefly outlined in Section 4, as they are identical to the ones reported in Paper I. The data available for the 724 galaxies are given in 3 tables, whose first pages are given here. The full tables, the Atlas and the FITS images of the 724 targeted galaxies are distributed on the WEB via <http://goldmine.mib.infn.it/> (Gavazzi et al. 2003, 2014) under the section *project/papers*.

The joined analysis of the Coma supercluster (this paper) and the Local supercluster (Paper I) is the subject of Paper VI of this series (Gavazzi et al. in prep).

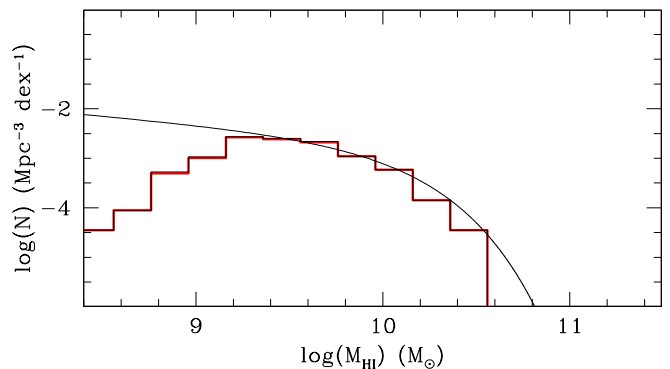
Throughout the paper we adopt  $H_0 = 73 \text{ km s}^{-1} \text{ Mpc}^{-1}$ .

## 2. The Sample

### 2.1. Selection

Our sample is drawn from the 360 square degree region  $10^{\text{h}} < \text{R.A.} < 16^{\text{h}}$ ;  $24^{\circ} < \text{Dec.} < 28^{\circ}$ ;  $3900 < cz < 9000 \text{ km s}^{-1}$ , covering the Coma Supercluster, including half of the Coma cluster. This region has been fully mapped by ALFALFA (Haynes et al. 2011), which is providing us with a complete sample of HI selected galaxies, with HI masses as low as  $10^{9-9.5} M_{\odot}$ <sup>1</sup>. The goal

<sup>1</sup> As introduced in Giovannelli et al. (2005) ALFALFA is a noise-limited survey rather than a flux-limited one. At any given integrated



**Fig. 2.** The black solid histogram shows the HI mass function for the 623 HI selected galaxies collected from ALFALFA in the range  $3900 < cz < 9000 \text{ (Kms}^{-1}\text{)}$ . It is indistinguishable from the red solid histogram, which refers to the  $H\alpha$  followed-up galaxies. The black solid line shows the HI mass function of Martin et al. (2010). Notice the lack of bright galaxies above  $10^{10.5} M_{\odot}$  due to the finite sampled volume of the Coma supercluster.

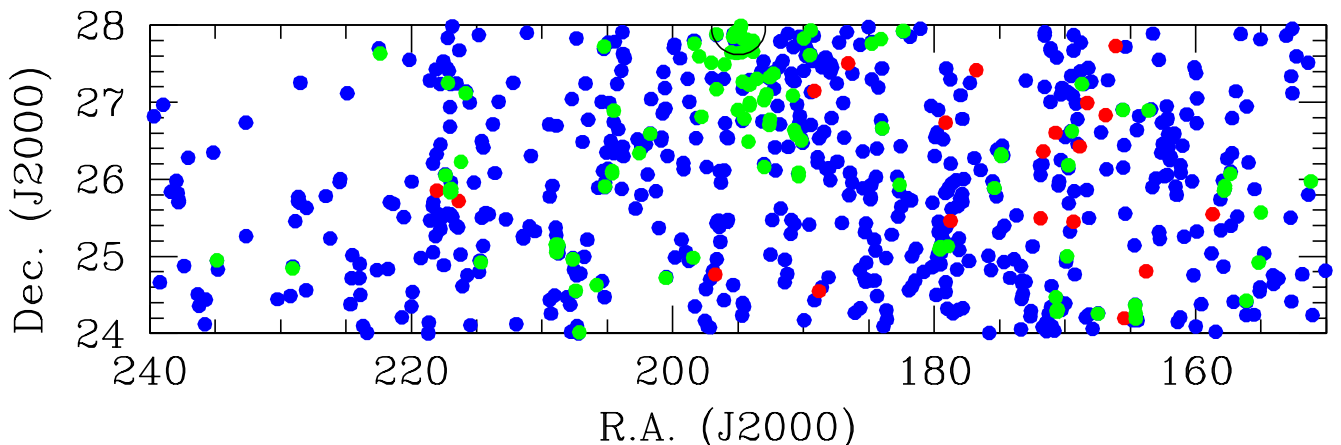
of the  $H\alpha 3$  survey is to follow up with  $H\alpha$  imaging observations the ALFALFA targets with high S/N (typically  $S/N > 6.5$ ) and good match between two independent polarizations (code = 1 sources; (Giovannelli et al. 2005, Haynes et al. 2011)). We will refer to these targets as the HI or radio targets. Fig. 1 illustrates the sky region under study. The panel contains 623 HI selected galaxies in the range  $3900 < cz < 9000 \text{ (Kms}^{-1}\text{)}$ , from the ALFALFA Survey, divided among 603  $H\alpha$  followed-up (blue circles), 20 not observed (red circles), plus 121 galaxies (green circles) not ALFALFA-selected (without AGC designation). These are for the most part CGCG galaxies previously (1993-2006) observed in the context of the GOLDMine project, independently from their HI selection, and some fainter SDSS late type galaxies (LTGs) observed on purpose, especially during the 2013 run, for showing  $H\alpha$  emission in their SDSS nuclear spectra, in spite of being gas-poor LTGs (undetected by ALFALFA). This subsample serves to test that stripped LT galaxies still retain some gas in their centers feeding some circumnuclear star formation, demonstrating that the gas ablation proceeds outside-in, as in the ram-pressure scenario (see Gavazzi et al. 2013b).

### 2.2. Completeness

In the region under study there are 683 HI selected galaxies, collected from ALFALFA, but only 623 of them lie in the range  $3900 < cz < 9000 \text{ (Kms}^{-1}\text{)}$  (suitable for our narrow-band filter coverage). 603 are followed-up in  $H\alpha$  reaching a completeness of 97%. The remaining 20 ALFALFA sources (red circles in Fig. 1) have not been observed by  $H\alpha 3$  because they lie too close to bright stars that would saturate the detector.

To further investigate the HI completeness of  $H\alpha 3$ , i.e. the limiting HI mass above which  $H\alpha 3$  is complete, we compare in Fig. 2 the ALFALFA HI mass function given by Martin et al. (2010) (black curve), representative of the whole Local Universe sampled by ALFALFA, which is well represented by a

HI mass the 21 cm flux per velocity channel is inversely proportional to the width of the HI profile, thus to the galaxy inclination. The completeness and sensitivity of ALFALFA are well understood and discussed in detail in Saintonge (2007), Martin et al. (2010) and Haynes et al. (2011).



**Fig. 1.** Sky distribution (R.A. and Dec. not to scale) of 623 HI selected galaxies in the ALFALFA strip  $24^\circ < Dec < 28^\circ$ ;  $3900 < cz < 9000$  ( $\text{Kms}^{-1}$ ) (from Haynes et al. 2011), divided among 603  $H\alpha$  followed-up (blue circles) and 20 not observed (red circles). Green circles indicate 121 optically selected galaxies from SDSS without AGC designation. The large semi circle gives the position of the Coma cluster.

Schechter function with  $\alpha = -1.33$ ,  $\Phi_* = 4.8 \cdot 10^{-3} \text{ Mpc}^{-3} \text{ dex}^{-1}$ ,  $M_* = 10^{9.96}$  with the HI Mass distribution in  $H\alpha 3$  (black solid histogram). The black curve is the ALFALFA HI mass function whose  $\Phi_*$  has been normalized to the volume sampled by  $H\alpha 3$ . The agreement between the black line and the black solid histogram is very satisfactory above  $\log(M_{\text{HI}}/M_\odot) \sim 9.2$ , that can be assumed as the HI completeness limit of  $H\alpha 3$ . The data and the black line depart above  $\log(M_{\text{HI}}/M_\odot) \sim 10.5$  due to cosmic variance as the number of high HI mass galaxies sampled by  $H\alpha 3$  is limited. This is an effect of HI deficiency and the highest HI mass objects are too rare to be found in the small volume sampled by  $H\alpha 3$ .

Fig. 2 also displays the HI Mass distribution of the 603  $H\alpha$  followed-up galaxies (red histogram).

### 2.3. Ancillary Data

The whole region studied in this paper, where 683 radio selected galaxies are found, has been covered with imaging and spectroscopic observations by the SDSS (DR10, Ahn et al. 2014), providing for the first time an optically complete selection of 2416 galaxies as faint as  $r < 17.7$  mag. It is well known, however that the SDSS pipeline is tailored for providing correct magnitudes of objects of cosmological interest ( $cz > 0.05$ ), but is often unreliable for extended, low brightness objects in the nearby universe due to the “shredding” problem (Blanton et al. 2005). Therefore we based our Petrosian magnitude extraction (in the AB system) on the SDSS material using an automated procedure (Consolandi et al. in preparation) especially tailored for resolving the shredding problem and for accurate masking of the unwanted light coming from contaminating objects (foreground stars and galaxies). This procedure performs aperture photometry on the  $i$  and  $g$  SDSS images that we downloaded using the IRSA-Montage software (Katz et al. 2011), centered at the optical coordinates of the target galaxies. The procedure automatically detects and masks (using SExtractor, Bertin & Arnouts 1996) contaminating

stars and galaxies, evaluates and subtracts the mode value of the sky and performs the integrated photometry up to an aperture centered on each target object corresponding to  $2\times$  the Petrosian radius, consistently with SDSS. We checked that the individual measurements obtained using the above procedure are consistent with those measured manually (IRAF) on the SDSS material, even for large galaxies for which the SDSS pipeline is most unreliable.

The optical properties of the 724 sources observed in  $H\alpha 3$  are presented in Table A.1. Individual entries are as follows:

- Column 1: galaxy name using the nomenclature recommended by the IAU;
- Column 2: AGC designation, from Haynes et al. (2011);
- Column 3: CGCG (Zwicky et al. 1968) designation;
- Columns 4 and 5: optical celestial coordinates (J2000);
- Column 6: morphological type, classified by the authors by visual inspection of the SDSS color images;
- Column 7: recessional velocity from the SDSS spectroscopic database or from NED;
- Columns 8 and 9: major and minor  $25^{\text{th}}$  mag  $\text{arcsec}^{-2}$  isophotal diameters in the ( $g$ -band) from SDSS;
- Columns 10 and 11:  $i$  and  $g$  Petrosian (AB) magnitudes;
- Column 12: adopted distance (Mpc);

### 3. Observations

Narrow band imaging of the  $H\alpha$  line emission (rest frame  $\lambda = 6562.8 \text{ \AA}$ ) of 724 galaxies was secured with observations taken for the most part at the San Pedro Martir Observatory belonging to the Mexican Observatorio Astronómico Nacional (OAN). Out of the 724 objects observed, 603 are HI selected from ALFALFA and 121 are optically selected.

For each run Table 1 summarizes the observing dates, the telescope, the characteristics of the CCD detector used, and the number of observed objects. Among the 724 objects included in Tables 1, 68 have been observed in  $H\alpha$  prior to 2010 (prior to the publication of ALFALFA). These are optically selected

**Table 1.** The log-book of the  $H\alpha$  observations in the Coma region. Prior to 2010 galaxies were optically selected, while the proper  $H\alpha$ 3 project (follow-up of ALFALFA) began in 2010.

Yr	Date-Obs	Telescope	CCD	N Pixel	Rebin	Pixel scale arcsec	N Targets
1993	30/4 - 30/4	SPM2.1	TK-1k	1024x1024	1x	0.25	2
1994	30/3 - 30/3	SPM2.1	TK-1k	1024x1024	1x	0.25	1
1995	03/4 - 03/4	SPM2.1	TK-1k	1024x1024	1x	0.30	4
1996	18/4 - 21/4	SPM2.1	TK-1k	1024x1024	1x	0.30	9
1997	09/3 - 11/3	SPM2.1	TK-1k	1024x1024	1x	0.30	12
1999	19/4 - 19/4	SPM2.1	TK-1k	1024x1024	1x	0.30	2
2000	01/3 - 01/3	INT2.5	EEV-2kx4k	2048x4096	1x	0.33	3
2001	20/4 - 20/4	SPM2.1	TH-2k	2048x2048	2x	0.36	2
2002	18/3 - 20/3	SPM2.1	Site3	1024x1024	1x	0.31	2
2004	12/3 - 18/3	SPM2.1	Site3	1024x1024	1x	0.31	4
2005	08/4 - 16/4	SPM2.1	Site3	1024x1024	1x	0.31	25
2006	29/4 - 30/4	SPM2.1	Site3	1024x1024	1x	0.31	2
2010	15/4 - 17/4	SPM1.5	e2vm2	2048x2048	2x	0.28	8
2010	11/5 - 14/5	SPM1.5	e2vm2	2048x2048	2x	0.28	14
2010	15/4 - 21/4	SPM2.1	TH-2k	2048x2048	2x	0.36	27
2011	25/3 - 06/4	SPM1.5	Site4	1024x1024	1x	0.25	72
2011	25/3 - 31/3	SPM2.1	e2vm2	2048x2048	2x	0.35	146
2012	24/3 - 28/3	SPM2.1	e2vm2	2048x2048	2x	0.35	14
2012	16/4 - 24/4	SPM2.1	e2vm2	2048x2048	2x	0.35	128
2013	07/4 - 15/4	SPM2.1	e2vm2	2048x2048	2x	0.35	143
2013	10/5 - 13/5	SPM2.1	e2vm2	2048x2048	2x	0.35	23
2014	24/4 - 02/5	SPM2.1	e2vm2	2048x2048	2x	0.35	81

galaxies whose data are in common with Gavazzi et al. (1998, 2002a,b, 2006), Boselli & Gavazzi (2002), Iglesias-Páramo et al. (2002). Among them three galaxies were observed in 2000 using the 2.5m Isaac Newton Telescope (INT, La Palma).

All other target galaxies were observed using the 2.1m and 1.5m telescopes at San Pedro Martir Observatory equipped with 1024x1024 pixel detectors from 1993 to 2006 and with a 2048x2048 pixel CCD, used in a 2x rebin mode since 2010.

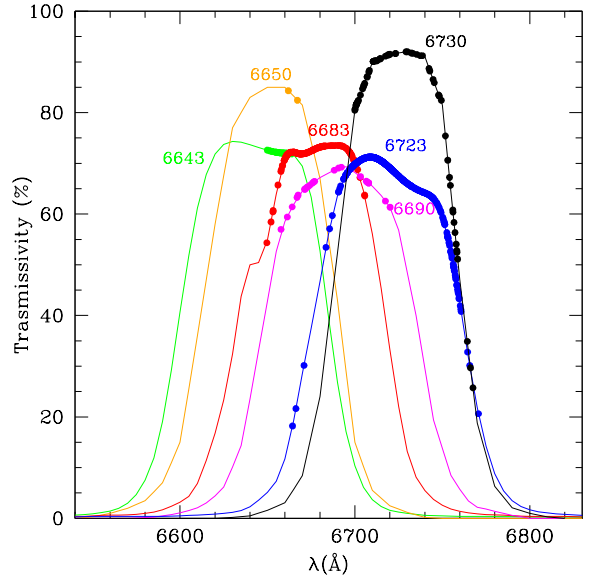
For each galaxy we obtained ON-band exposures using a set of narrow-band interferometric filters, whose bandpass was chosen to include the wavelength of their redshifted  $H\alpha$ + $[NII]$  lines, as shown in Fig. 3. While the median seeing at the San Pedro Martir is  $\sim 0''.6$ , the final FWHM for point sources in the images is affected by a poor telescope guiding and dome seeing. The final distribution ranges from  $\sim 1''$  to  $\sim 3''$ , with a median seeing  $\sigma = 1''.7$  as shown in Fig. 4.

In order to minimize the contamination from cosmic rays we split the ON-band observations in multiple (at least 3) exposures with a total integration time ranging typically from 5 to 30 min, according to the seeing conditions and to the source brightness. The stellar continuum subtraction was secured by means of shorter (typically 3 to 5 min) observations taken through a broadband ( $\lambda_c$  6515 Å,  $\Delta\lambda \sim 1200$  Å)  $r$ -Gunn filter (OFF-band frames).

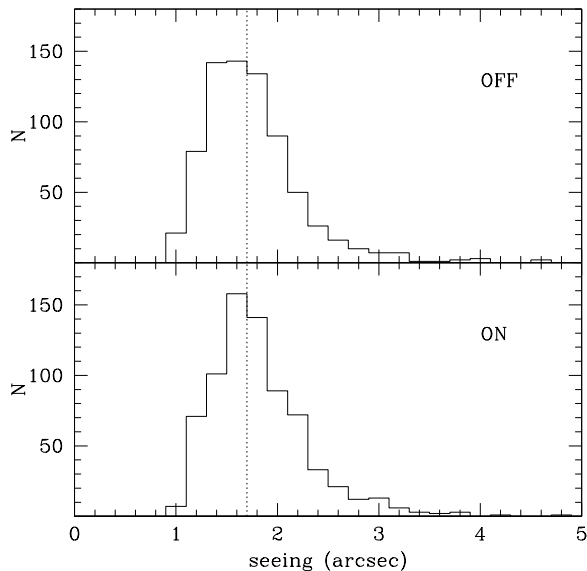
We derive the absolute flux calibration using the spectrophotometric stars Feige34 and HZ44 from the catalogue of Massey et al. (1988), observed every  $\sim 2$  hours. Most observations were carried out in photometric conditions. However a handful galaxies have been imaged in transparent but not photometric conditions and for these objects we derive only the  $H\alpha$  equivalent width ( $EW$ ; insensitive to the absolute flux calibration), but not the  $H\alpha$  flux (see N in column 11 of Table A.3).

The information relative to the narrow-band observations presented in this paper is listed in Table A.2, as follows:

- Column 1: galaxy name using the nomenclature recommended by the IAU;

**Fig. 3.** The transmissivity of the ON-band (6643, 6650, 6683, 6690, 6723 and 6730 Å) filters. Points mark the throughput at the redshift of the target galaxies.

- Column 2: AGC designation, from Haynes et al. (2011);
- Column 3: CGCG (Zwicky et al. 1968) designation;
- Column 4: observing date (yy-mm-dd UT);
- Column 5: central wavelength of the adopted ON-band filter (Å);
- Columns 6 and 7: duration and number of individual ON-band exposures;
- Column 8: average airmass during the ON-band exposures;
- Column 9: adopted photometric zero point;
- Column 10: FWHM of point sources (arcsec), as measured on the ON-band frames;



**Fig. 4.** FWHM of stars measured on the final OFF-band images (Top panel) and ON-band images (Bottom panel). Poor telescope guiding performance and dome seeing result in a median seeing of  $1.7''$  (dotted line).

- Columns 11 and 12: duration and number of individual OFF-band exposures;
- Column 13: FWHM of point sources (arcsec) as measured on the OFF-band frames;
- Column 14: normalization factor  $n$  of the OFF-band frames (see next Section).

## 4. Data Reduction

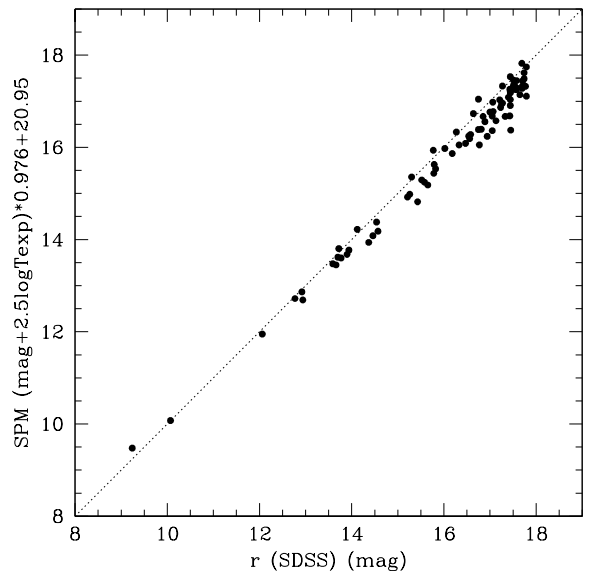
### 4.1. Image Analysis

We reduce the CCD frames following an identical procedure to the one described in Paper I of this series, based on the STSDAS and GALPHOT IRAF packages. We refer the reader to that paper and give here only a brief summary of the data reduction procedures. Also the methods to extract the photometry of the  $H\alpha$ + $[NII]$  line (flux and equivalent width) and to estimate its error budget can be found in Section 4.2 of Paper I. Similarly the procedures to correct the measured flux for Galactic extinction, deblending from  $[NII]$  and internal extinction are identical to the ones given in Section 4.3 of Paper I and are not repeated here.

In summary, each image is bias-subtracted and flat-field corrected using sky exposures obtained during twilight in regions devoid of stars. When three exposures on the same object are available, we adopt a median combination of the realigned images to reject cosmic rays in the final stack. Otherwise we reject cosmic rays by direct inspection of the frames.

We subtract a mean local sky background, computed around the galaxy, using the GALPHOT tasks MARKSKY and SKYFIT. Some frames taken in 2011 are affected by some extra noise structured in a horizontal pattern probably introduced by the electronics during the read out process. We found that a satisfactory sky background subtraction from these frames is obtained using the task BACKGROUND, generally applied to spectroscopic data reduction.

The flat-fielded ON frames were aligned with the OFF frames using field stars. At this stage the seeing was determined



**Fig. 5.** Comparison between the integrated  $r$  mag from SDSS (DR10, except for the 10 brightest objects, measured as in Section 2.3) and the magnitudes measured in the  $r$  images taken at SPM in 2014, using the IRAF task QPHOT.

independently on the two sets of images (see Fig. 4). After normalization of the OFF-band frames (see Section 4.2), NET images were produced by subtracting the OFF from the ON frames.

### 4.2. Integral Photometry

Fluxes and  $EW$ s of the  $H\alpha$  line can be recovered from narrow ON-band observations by subtracting the stellar continuum contribution estimated from broad-band ( $r$ ) images, once these are normalized to account for the ratio of the transmissivity of the two filters and the difference in exposure time. For each galaxy, we derive the normalization coefficient  $n$  by assuming that field stars have no significant  $H\alpha$  emission on average and therefore they have identical continuum levels in the ON- and OFF-band frames. Following Spector et al. (2012), however we multiply the normalization coefficient found so far by 0.95 to account for the fact that field stars are generally redder than the galaxy continua we are trying to estimate. The normalization factors relative to the data taken in 2014 are checked by comparing the  $r$ -band photometry of the target galaxies available from SDSS with the internal magnitudes obtained with aperture photometry performed on our normalized  $r$ -band frames. As shown in Figure 5, a satisfactory agreement exists between the SDSS  $r$ -band magnitudes and our internal magnitudes.

### 4.3. Comparisons with SDSS and the literature

Taking advantage of the SDSS spectral database (DR10), we compare our results, limited to the inner 3 arcsec apertures, with the corresponding values from SDSS nuclear spectra taken in 3 arcsec fibres.

The raw  $F(H\alpha + [NII])$  and  $EW(H\alpha + [NII])$ , (i.e. neglecting corrections for  $[NII]$  deblending and internal absorption) measured in the inner 3 arcsec aperture centered on the galaxy nuclei are compared with the same quantities from DR10 spectral database in Fig. 6, showing overall consistency. The median value of the

differences of EW (this work - SDSS) is  $1.38 \pm 8.78 \text{ \AA}$ . The median value of the differences of log Flux (this work - SDSS) is  $-0.07 \pm 0.16$ .

As mentioned in Paper II, the sources of error in the flux measurements are a combination of a) uncertainty on the background subtraction (dominant for extended sources), b) Poisson statistical uncertainty (dominant for weak sources) and c) systematic uncertainties on the OFF-band normalization factor (see Spector et al. 2012).

Several galaxies were repeatedly observed at SPM in different runs. They are given in Fig. 7, showing satisfactory agreement. The only deviating point (AGC 250425) was checked on 3 arcsec aperture and compared with the measurement on the SDSS nuclear spectrum; the correct calibration turns out to correspond to the 2.1m measurement.

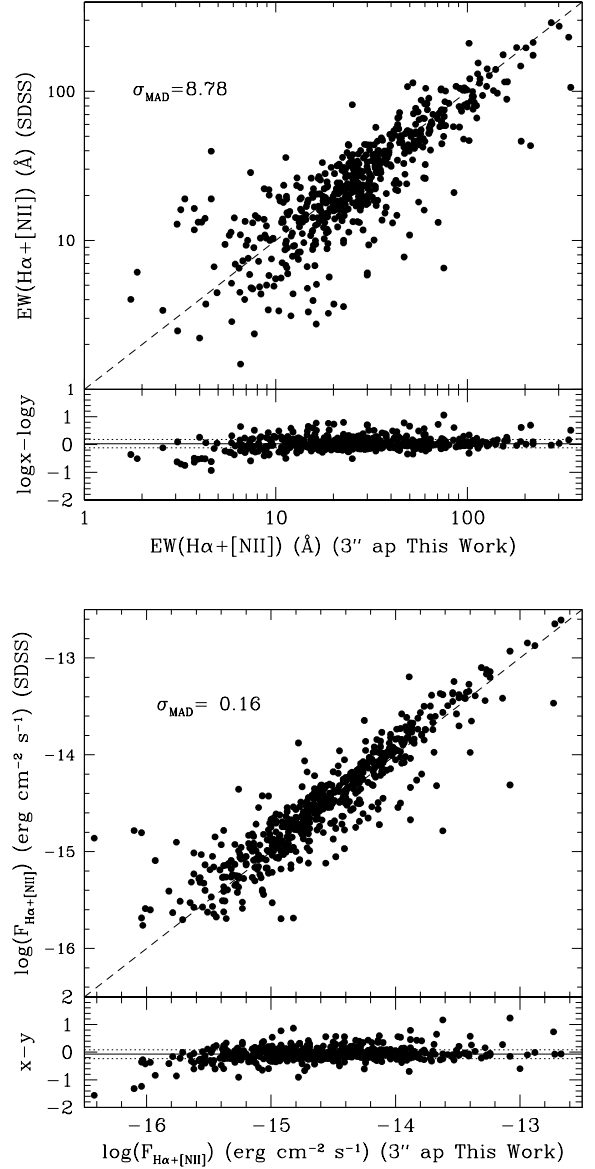
## 5. Results

The results of integral photometry of the  $H\alpha + [\text{NII}]$  and the derivation of the corrected star formation rate (SFR), as derived from the present observations, are listed in Table A.3 as follows:

- Column 1: galaxy name using the nomenclature recommended by the IAU;
- Column 2: AGC designation, from Haynes et al. (2011);
- Column 3: CGCG (Zwicky et al. 1968) designation;
- Columns 4 and 5: R.A. and Dec. (J2000);
- Column 6: equivalent width (EW) of  $H\alpha + [\text{NII}]$  ( $\text{\AA}$ );
- Column 7:  $1\sigma$  uncertainty on the  $H\alpha + [\text{NII}]$  EW;
- Column 8: logarithm of  $H\alpha + [\text{NII}]$  flux ( $\text{erg cm}^{-2} \text{ s}^{-1}$ );
- Column 9: logarithm of  $1\sigma$  uncertainty on the  $H\alpha + [\text{NII}]$  flux;
- Column 10: logarithm value of SFR in  $M_{\odot} \text{ yr}^{-1}$  corrected for galactic extinction, deblending from  $[\text{NII}]$  and internal extinction as adopted by Lee et al. (2009);
- Column 11: sky quality: P = photometric, N = non photometric. An asterisk marks galaxies with uncertain fluxes because the transmissivity of the used ON band filter at their redshift was less than 50%.

The limiting sensitivity of the  $H\alpha$  observations presented in this paper are given in the histogram of Figure 8. The average limiting surface brightness is  $-16.44 \pm 0.12$  ( $\text{erg cm}^{-2} \text{ sec}^{-1} \text{ arcsec}^{-2}$ ).

The comparison between the star formation rates determined in this work by converting  $H\alpha$  luminosities into SFR adopting the Kennicutt (1998) recipe (assuming a Salpeter IMF) with those given by Brinchmann et al. (2004) and by Huang et al (2012) is plotted in Figure 9. Brinchmann et al. (2004) adopt a Kroupa IMF (Kroupa 2001) and suggest that their SFR should be converted into Salpeter by multiplying them by 1.5 (see Figure 9, bottom panel). Huang et al (2012) use the Chabrier IMF (Chabrier 2003), therefore we recalculate the SFR from their NUV luminosities adopting the Kennicutt (1998) recipe (see Figure 9, top panel). The Figure shows an excellent agreement between our data and Huang et al. (2012). Brinchmann et al. (2004) SFRs, based on the SDSS nuclear spectra extrapolated to the whole galaxies using the SDSS integrated colors appear systematically higher than our values by 0.2 dex. On the opposite most passive and many AGN galaxies appear underestimated by Brinchmann et al. (2004). Both discrepancies might derive from the extrapolation method adopted by Brinchmann et al. (2004). Most of the the discrepant AGNs (marked with red symbols) are in fact LINERs, i.e. with nuclear  $H\alpha$  lower or comparable to

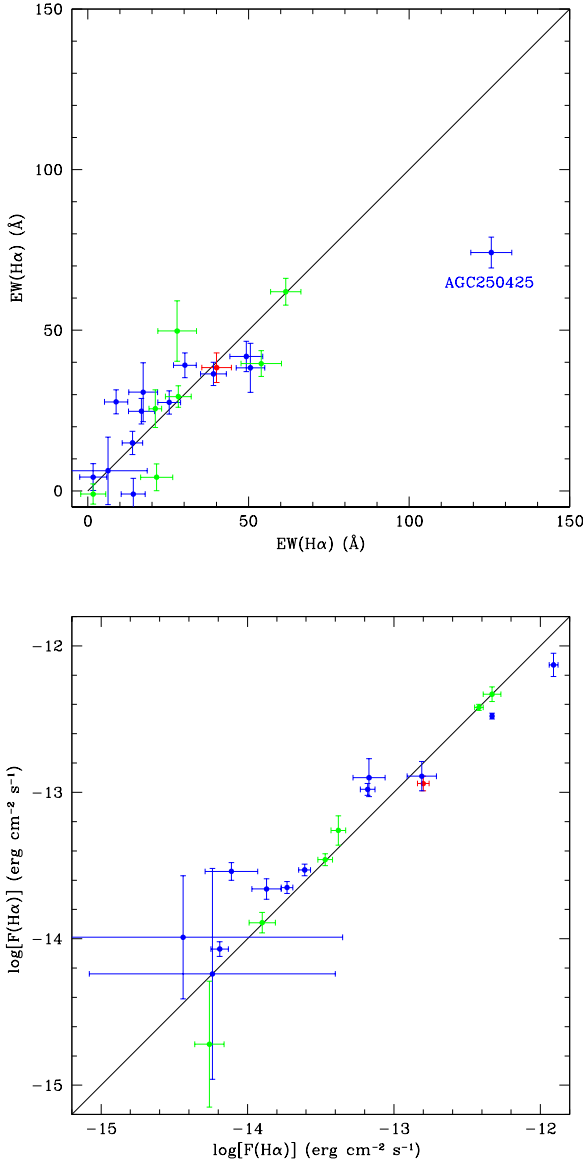


**Fig. 6.** Top panel: comparison between the  $EW(H\alpha + [\text{NII}])$  measured on the  $H\alpha$  images from this work in 3 arcsec apertures and the  $EW(H\alpha + [\text{NII}])$  measured on SDSS spectra taken in 3 arcsec fibres. Bottom panel: comparison between the  $(H\alpha + [\text{NII}])$  flux measured on the  $H\alpha$  images from this work in 3 arcsec apertures and the  $(H\alpha + [\text{NII}])$  flux measured on SDSS spectra taken in 3 arcsec fibres. The dashed lines give the 1:1 relation.

$[\text{NII}]$ , giving a possible clue for their low extrapolated SFR by Brinchmann et al. (2004).

## Appendix A: The Atlas

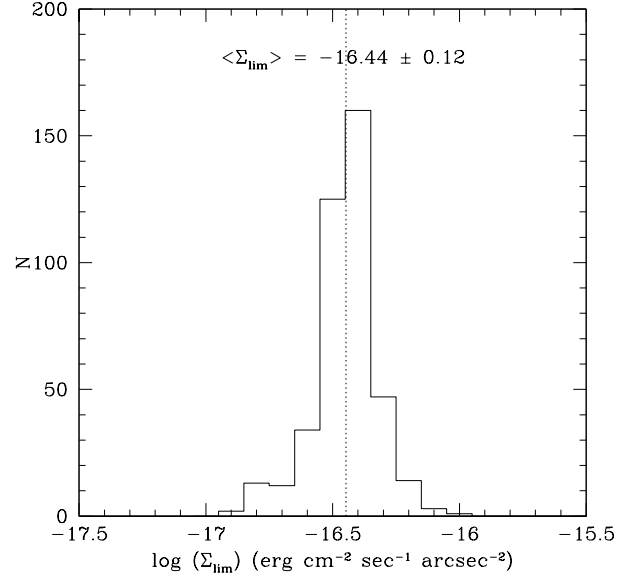
An Atlas of the 724 observed galaxies, sorted by their celestial coordinates is given in this Appendix. The OFF-band contours are drawn at  $1.5, 2.5, 5 \times \sigma$  of the sky in the OFF frame and the grey scales represent the NET flux intensity between  $1$  and  $3 \times \sigma$  of the sky in the NET frame. A bar of one arcmin length is given on all images. The images obtained in 2013 have been rotated clockwise by  $10.5$  or  $3.5$  degrees to align the Y axes of the CCD with the North direction.



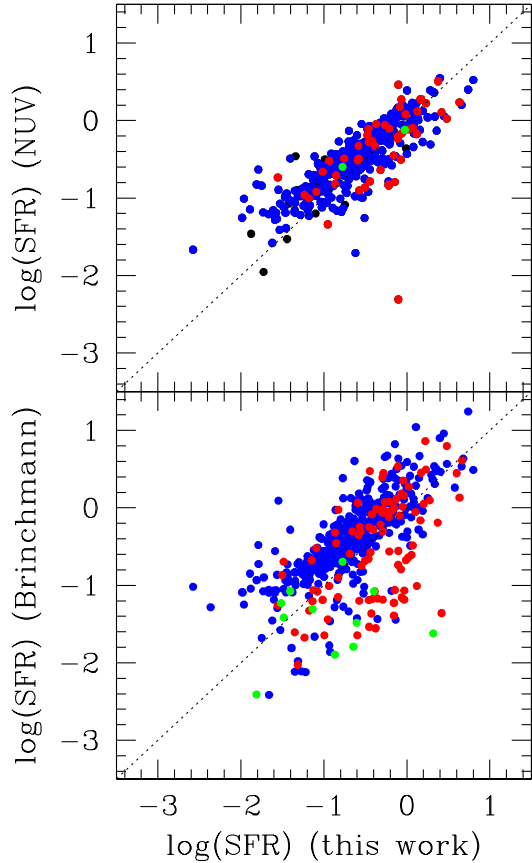
**Fig. 7.** Comparison between the integrated  $EW_{H\alpha}$  (top panel) and  $H\alpha$  flux (bottom panel) repeatedly measured in different observing runs. Red symbol refers to measurements taken in April and May 2010 at the 1.5m. Blue symbols are 1.5m vs 2.1m measurements. Green symbols are 2.1m vs 2.1m repeated measurements. The dashed lines give the 1:1 relation. The object with deviating  $EW_{H\alpha}$  was checked on SDSS nuclear spectroscopy and found to be consistent with the 2.1m measurement.

*Acknowledgements.* We thank the Mexican TAC for the generous time allocation to this project. We acknowledge useful discussions with Luis Aguillar, Luis Carrasco, Michael Richter. We thank Fabrizio Arrigoni Battaia, Silvia Fabello, Emanuele Farina, Mattia Fumagalli, Lea Giordano and Camilla Pacifici for their participation in some of the observing runs and Luca Cortese, Anna Gallazzi, Stefano Zibetti, Federica Martinelli and Ilaria Arosio for their contribution to the data reduction.

The authors would like to acknowledge the work of the entire ALFALFA collaboration team in observing, flagging, and extracting the catalog of galaxies used in this work. This research has made use of the GOLDMine database (Gavazzi G. et al. 2003, 2014) and of the NASA/IPAC Extragalactic Database (NED) which is operated by the Jet Propulsion Laboratory, California Institute of Technology, under contract with the National Aeronautics and Space Administration. Funding for the Sloan Digital Sky Survey (SDSS) and SDSS-II has been provided by the Alfred P. Sloan Foundation, the Participating Institutions, the



**Fig. 8.** Histogram of the limiting  $1\sigma$  surface brightness in the  $H\alpha$  NET images.



**Fig. 9.** The determination of the star formation rate from this work is compared with the one obtained by Brinchmann et al. (2004) (multiplied by 1.5 to account for the change of IMF from Kroupa to Salpeter, bottom panel) and with the one obtained using the NUV magnitudes of Huang et al (2012) (top panel). Blue dots represent galaxies with nuclear HII-like spectra, red dots are AGNs (or LINERs), green dots are nuclear passive spectra.

National Science Foundation, the U.S. Department of Energy, the National Aeronautics and Space Administration, the Japanese Monbukagakusho, and the Max Planck Society, and the Higher Education Funding Council for England. The SDSS Web site is <http://www.sdss.org/>. The SDSS is managed by the Astrophysical Research Consortium (ARC) for the Participating Institutions. The Participating Institutions are the American Museum of Natural History, Astrophysical Institute Potsdam, University of Basel, University of Cambridge, Case Western Reserve University, The University of Chicago, Drexel University, Fermilab, the Institute for Advanced Study, the Japan Participation Group, The Johns Hopkins University, the Joint Institute for Nuclear Astrophysics, the Kavli Institute for Particle Astrophysics and Cosmology, the Korean Scientist Group, the Chinese Academy of Sciences (LAMOST), Los Alamos National Laboratory, the Max-Planck-Institute for Astronomy (MPIA), the Max-Planck-Institute for Astrophysics (MPA), New Mexico State University, Ohio State University, University of Pittsburgh, University of Portsmouth, Princeton University, the United States Naval Observatory, and the University of Washington.

R.G. and M.P.H. are supported by US NSF grants AST-1107390 and by a Brinson Foundation grant. MF acknowledges support by the Science and Technology Facilities Council [grant number ST/L00075X/1]. M Fossati acknowledges the support of the Deutsche Forschungsgemeinschaft via Project ID 387/1-1.

## References

- Ahn, C. P., Alexandroff, R., Allende Prieto, C., et al. 2014, *ApJS*, 211, 17
- Bertin, E., & Arnouts, S. 1996, *A&AS*, 117, 393
- Best, P., Smail, I., Sobral, D., et al. 2010, arXiv:1003.5183
- Blanton, M. R., Schlegel, D. J., Strauss, M. A., et al. 2005, *AJ*, 129, 2562
- Boselli, A., & Gavazzi, G. 2002, *A&A*, 386, 124
- Boselli, A., Iglesias-Páramo, J., Vílchez, J. M., & Gavazzi, G. 2002, *A&A*, 386, 134
- Brinchmann, J., Charlot, S., White, S. D. M., et al. 2004, *MNRAS*, 351, 1151
- Chabrier, G. 2003, *PASP*, 115, 763
- Förster Schreiber, N. M., Genzel, R., Bouché, N., et al. 2009, *ApJ*, 706, 1364
- Fossati, M., Gavazzi, G., Savorgnan, G., et al. 2013, *A&A*, 553, A91 (Paper IV)
- Gavazzi, G., Catinella, B., Carrasco, L., Boselli, A., & Contursi, A. 1998, *AJ*, 115, 1745
- Gavazzi, G., Boselli, A., Pedotti, P., Gallazzi, A., & Carrasco, L. 2002a, *A&A*, 386, 114
- Gavazzi, G., Boselli, A., Pedotti, P., Gallazzi, A., & Carrasco, L. 2002b, *A&A*, 396, 449
- Gavazzi, G., Boselli, A., Donati, A., Franzetti, P., & Scodreggio, M. 2003, *A&A*, 400, 451
- Gavazzi, G., Boselli, A., Cortese, L., et al. 2006, *A&A*, 446, 839
- Gavazzi, G., Fumagalli, Michele, Galardo, V., et al. 2012, *A&A*, 545, A16 (Paper I)
- Gavazzi, G., Fumagalli, Michele, Fossati, M., et al. 2013a, *A&A*, 553, A89 (Paper II)
- Gavazzi, G., Savorgnan, G., Fossati, M., et al. 2013b, *A&A*, 553, A90 (Paper III)
- Gavazzi, G., Franzetti, P., Boselli, A., 2014, arXiv:1401.8123
- Giovanelli, R., Haynes, M. P., Kent, B. R., et al. 2005, *AJ*, 130, 2598
- Haynes, M. P., Giovanelli, R., Martin, A. M., et al. 2011, *AJ*, 142, 170
- Huang, S., Haynes, M. P., Giovanelli, R., & Brinchmann, J. 2012, *ApJ*, 756, 113
- Iglesias-Páramo, J., Boselli, A., Cortese, L., Vílchez, J. M., & Gavazzi, G. 2002, *A&A*, 384, 383
- Karachentsev, I. D., & Kaisina, E. I. 2013, *AJ*, 146, 46
- Katz, D. S., Berriman, G. B. Mann, R. G. in *Reshaping Research and Development Using Web 2.0-based Technologies*. Editor: Mark Baker, Nova Science Publishers, Inc.(2011)
- Kennicutt, R. C., Jr. 1998, *ApJ*, 498, 541
- Kennicutt, R. C., Jr., & Kent, S. M. 1983, *AJ*, 88, 1094
- Kennicutt, R. C., Jr., Lee, J. C., Funes, S. J., José G., Sakai, S., & Akiyama, S. 2008, *ApJS*, 178, 247
- Kroupa, P. 2001, *MNRAS*, 322, 231
- Lee, J. C., Gil de Paz, A., Tremonti, C., et al. 2009, *ApJ*, 706, 599
- Martin, A. M., Papastergis, E., Giovanelli, R., et al. 2010, *ApJ*, 723, 1359
- Massey, P., Strobel, K., Barnes, J. V., & Anderson, E. 1988, *ApJ*, 328, 315
- Meurer, G. R., Hanish, D. J., Ferguson, H. C., et al. 2006, *ApJS*, 165, 307
- Saintonge, A. 2007, *AJ*, 133, 2087
- Sakai, S., Kennicutt, R. C., Jr., & Moss, C. 2012, *ApJS*, 199, 36
- Spector, O., Finkelman, I., & Brosch, N. 2012, *MNRAS*, 419, 2156
- York, D. G., Adelman, J., Anderson, J. E., Jr., et al. 2000, *AJ*, 120, 1579
- Wisnioski, E., Förster Schreiber, N. M., Wuyts, S., et al. 2014, arXiv:1409.6791
- Zwicky, F., Herzog, E., & Wild, P. 1968, Pasadena: California Institute of Technology (CIT), 1961-1968,



**Table A.1.** Basic data of the 724 target galaxies.

jName	AGC	CGCG	R.A. (J2000)	DEC. (J2000)	Ty	<i>cz</i>	<i>a</i>	<i>b</i>	<i>g</i>	<i>i</i>	<i>Dist</i>
(1)	(2)	(3)	hhmmss.ss	o' "	(6)	km s <sup>-1</sup>	arcsec	arcsec	mag	mag	Mpc
SDSSJ100016.4+244850	721965	-	10:00:16.40	24:48:50.0	Sc	6533.7	32.81	22.11	16.83	16.34	89.50
SDSSJ100415.8+241416	721890	-	10:04:15.88	24:14:16.1	Sa	6334.8	49.88	29.08	17.41	16.69	86.78
SDSSJ100445.2+255832	-	-	10:04:45.27	25:58:32.4	Sa	6399.6	22.96	12.94	17.27	16.34	87.67
SDSSJ100531.9+254758	721912	-	10:05:31.97	25:47:58.1	BCD	5448.9	21.57	11.00	16.56	15.88	74.64
SDSSJ100534.4+273051	5437	-	10:05:34.48	27:30:51.7	Pec	6382.2	69.21	25.58	14.00	13.07	87.43
SDSSJ100723.0+244558	721938	-	10:07:23.07	24:45:58.5	Sm	6458.1	49.81	9.478	14.27	13.27	88.47
SDSSJ100909.7+273550	721947	-	10:09:09.79	27:35:50.7	Sc	6277.2	48.86	33.31	17.12	16.40	85.99
SDSSJ101023.6+270702	721960	-	10:10:23.64	27:07:02.7	Sc	6417.3	56.96	14.97	16.60	15.97	87.91
SDSSJ101027.9+275721	5484	153027	10:10:27.91	27:57:21.9	Sbc	4786.8	62.75	58.04	13.82	12.75	65.57
SDSSJ101040.3+242450	5488	123020	10:10:40.32	24:24:50.9	S0a	6364.8	65.67	51.73	16.21	15.46	87.19
SDSSJ101049.1+272019	721965	-	10:10:49.18	27:20:17.7	Im	6165.3	28.31	23.52	17.52	16.66	84.46
SDSSJ101058.8+253015	721966	-	10:10:58.86	25:30:15.8	BCD	5383.5	25.08	17.82	16.26	15.72	73.75
SDSSJ101217.6+275143	5499	153029	10:12:17.64	27:51:43.4	Sb	4756.8	171.9	41.62	15.69	14.92	65.16
SDSSJ101442.9+244235	731440	-	10:14:42.95	24:42:35.9	Sc	6350.7	48.48	15.52	15.61	14.92	87.00
SDSSJ101532.7+244325	731441	-	10:15:32.74	24:43:25.6	Im	6294.6	28.45	17.06	17.65	16.86	86.23
SDSSJ101608.6+243831	722014	-	10:16:08.61	24:38:31.2	BCD	6376.2	29.64	28.17	14.07	13.15	87.35
SDSSJ101620.8+244523	201773	-	10:16:20.80	24:45:23.0	Sc	6296.1	48.20	22.37	15.37	14.59	86.25
SDSSJ101901.9+250214	722056	-	10:19:01.93	25:02:14.4	Sc	6301.8	63.22	25.39	17.50	16.94	86.33
SDSSJ102003.6+253418	-	-	10:20:03.66	25:34:18.2	BCD	5424.3	17.46	10.08	17.56	16.55	74.31
SDSSJ102011.0+274901	5580	154003	10:20:11.08	27:49:01.3	Sb	4958.4	82.33	58.38	14.09	13.16	67.92
SDSSJ102016.6+243550	722076	-	10:20:16.67	24:35:50.9	Sc	6143.4	50.72	40.21	15.69	14.62	84.16
SDSSJ102021.9+243251	722077	-	10:20:21.90	24:32:51.0	BCD	4725.9	19.42	12.75	16.62	15.80	64.74
SDSSJ102042.5+245517	-	-	10:20:42.56	24:55:17.9	BCD	6579.6	15.07	14.81	17.07	16.47	90.13
SDSSJ102200.3+255221	201373	-	10:22:00.33	25:52:21.4	Sc	6344.4	43.34	31.59	16.55	16.07	86.91
SDSSJ102209.2+241430	722130	-	10:22:09.27	24:14:30.3	Sa	6271.5	55.17	22.63	17.55	17.15	85.91
SDSSJ102350.2+261302	722161	-	10:23:50.21	26:13:02.4	Sd	4990.8	45.03	30.16	14.69	13.82	68.37
SDSSJ102423.6+265645	722174	-	10:24:23.65	26:56:45.2	BCD	5046.0	20.11	14.93	15.21	14.06	69.12
SDSSJ102425.9+242428	722177	-	10:24:25.96	24:24:28.0	BCD	6284.4	48.45	12.04	15.75	15.31	86.09
SDSSJ102429.6+242523	-	-	10:24:29.61	24:25:23.9	BCD	6277.2	25.83	12.13	16.01	14.98	85.99
SDSSJ102432.0+241413	201401	124019	10:24:32.07	24:14:13.1	Sc	6248.1	54.42	49.62	16.01	15.44	85.59
SDSSJ102613.7+275307	5647	154014	10:26:13.74	27:53:07.1	Sbc	6359.1	99.02	21.12	15.69	15.05	87.11
SDSSJ102715.8+253106	202047	-	10:27:15.84	25:31:06.7	Sc	6178.5	61.80	23.31	14.71	13.83	84.64
SDSSJ102744.0+270836	5670	-	10:27:44.06	27:08:36.7	Sc	6576.6	63.48	14.00	16.21	15.63	90.09
SDSSJ102826.7+242437	731453	-	10:28:26.71	24:24:37.8	Sc	6319.5	61.98	20.52	13.51	12.41	86.57
SDSSJ102852.0+264734	722227	-	10:28:52.02	26:47:34.7	Sb	5219.4	49.99	29.59	15.84	15.05	71.50
SDSSJ102852.7+262011	5679	154018	10:28:52.75	26:20:11.2	Sb	6508.2	89.67	39.87	16.93	16.40	89.15
SDSSJ102912.6+252351	722231	-	10:29:12.60	25:23:51.5	BCD	5876.1	30.43	21.49	17.98	16.89	80.49
SDSSJ102916.8+260557	5684	124029	10:29:16.84	26:05:57.2	Sb	5097.0	181.5	40.53	13.53	12.42	69.82
SDSSJ102923.0+260413	-	-	10:29:23.06	26:04:13.6	Sbc	5015.4	50.64	19.69	15.47	14.38	68.70
SDSSJ103019.7+261607	208384	-	10:30:19.80	26:16:07.7	Sbc	6385.0	26.91	24.23	14.69	13.65	87.47
SDSSJ103103.6+255449	-	-	10:31:03.68	25:54:49.5	dE	6209.1	18.99	12.59	13.31	12.30	85.06
SDSSJ103105.5+255258	-	-	10:31:05.58	25:52:58.4	Sbc	6241.5	43.32	37.17	14.33	13.13	85.50
SDSSJ103115.9+255138	722257	-	10:31:15.92	25:51:38.1	S0	6207.3	36.12	32.08	17.66	17.19	85.03
SDSSJ103118.6+255112	-	124033	10:31:18.70	25:51:12.4	S0	5847.0	69.61	23.41	16.43	15.94	80.10
SDSSJ103129.9+245209	5711	124034	10:31:29.98	24:52:10.0	Sb	6257.7	189.7	49.24	15.00	14.23	85.72
SDSSJ103138.8+255902	5713	124035	10:31:38.89	25:59:02.1	Sbc	6309.6	146.5	34.52	15.17	14.16	86.43
SDSSJ103216.0+252019	731458	-	10:32:16.00	25:20:19.0	Irr	6300.0	39.30	9.768	16.53	16.03	86.30
SDSSJ103227.2+254420	731459	-	10:32:27.23	25:44:20.0	Im	6472.5	35.96	34.14	17.18	16.77	88.66
SDSSJ103353.6+240119	202002	124037	10:33:53.67	24:01:19.6	Sbc	5382.9	43.63	29.64	13.86	13.37	73.74
SDSSJ103509.4+250217	722317	124039	10:35:09.41	25:02:17.1	S0a	5258.4	46.35	41.89	15.08	14.00	72.03
SDSSJ103819.0+242239	749414	-	10:38:19.10	24:22:39.0	BCD	6128.0	38.56	16.34	16.19	15.68	83.95
SDSSJ103934.0+270302	731468	-	10:39:34.09	27:03:02.4	Sm	6352.8	39.12	17.82	13.52	12.44	87.02
SDSSJ103939.0+251921	5800	124049	10:39:39.03	25:19:21.9	Sc	5208.6	97.93	45.04	15.39	14.41	71.35
SDSSJ103942.3+264338	200506	154037	10:39:42.38	26:43:38.3	Sa	5843.1	44.48	26.33	17.40	16.77	80.04
SDSSJ103953.2+272239	731470	-	10:39:53.28	27:22:40.0	Sdm	4533.6	40.38	32.60	17.13	16.62	62.10
SDSSJ103957.9+240528	5803	124051	10:39:57.93	24:05:28.5	Sab	6312.6	91.87	68.85	17.27	16.34	86.47
SDSSJ104022.9+272717	722438	-	10:40:22.90	27:27:17.2	Sd	6306.6	29.28	10.20	16.33	15.67	86.39
SDSSJ104039.3+244525	731471	-	10:40:39.37	24:45:25.7	Im	5369.7	28.39	23.81	14.88	13.82	73.56
SDSSJ104107.3+255825	722456	-	10:41:07.39	25:58:25.1	Sbc	6105.6	36.45	24.95	17.32	16.50	83.64
SDSSJ104244.6+265036	200539	154040	10:42:44.63	26:50:36.9	Sb	6053.7	62.18	43.54	16.31	15.69	82.93
SDSSJ104331.4+251524	722499	-	10:43:31.43	25:15:24.8	BCD	5322.6	16.62	12.99	17.05	16.41	72.91
SDSSJ104401.8+262606	722504	-	10:44:01.85	26:26:06.1	Sbc	6459.3	46.30	22.77	14.33	13.11	88.48
SDSSJ104431.7+260508	201194	-	10:44:31.73	26:05:08.4	Sm	6114.0	29.17	24.10	17.23	16.51	83.75
SDSSJ104436.9+261054	5855	124064	10:44:36.95	26:10:54.1	Sb	6231.3	128.7	32.45	14.57	13.53	85.36
SDSSJ104442.9+241225	731494	-	10:44:42.98	24:12:26.0	Sd	6121.5	37.12	8.824	16.76	16.39	83.86
SDSSJ104532.2+240900	201600	125004	10:45:32.30	24:09:01.0	Sbc	6124.0	82.51	29.26	14.68	13.56	83.89
SDSSJ104548.7+254748	722525	-	10:45:48.74	25:47:48.9	Sd	6473.7	39.35	21.94	16.78	16.17	88.68
SDSSJ104607.3+255417	5874	125007	10:46:07.34	25:54:17.7	Sab	6354.3	80.25	45.70	13.94	13.33	87.05
SDSSJ104627.3+263530	722534	-	10:46:27.32	26:35:30.1	Im	6281.1	35.80	28.12	14.10	12.98	86.04
SDSSJ104702.5+263234	5884	155007	10:47:02.59	26:32:34.4	Sc	6305.1	93.41	56.55	15.15	14.20	86.37
SDSSJ104739.3+261741	5894	155010	10:47:39.36	26:17:41.3	Sab	6526.8	147.6	49.15	16.05	15.45	89.41
SDSSJ104752.6+261503	200580	155013	10:47:52.67	26:15:03.8	BCD	6638.1	48.22	21.63	13.74	12.93	90.93

Table A.1. continued.

jName	AGC	CGCG	R.A. (J2000)	DEC. (J2000)	Ty	$c_z$	$a$	$b$	$g$	$i$	Dist
(1)	(2)	(3)	hhmmss.ss	° ' "	(6)	km s <sup>-1</sup>	arcsec	arcsec	mag	mag	Mpc
SDSSJ104823.6+262446	722554	-	10:48:23.61	26:24:46.1	Sd	6297.6	59.70	17.17	16.85	16.31	86.27
SDSSJ104827.2+263501	5912	155016	10:48:27.29	26:35:01.7	Sc	6315.0	88.43	79.22	14.75	14.38	86.51
SDSSJ104835.3+264727	722556	-	10:48:35.39	26:47:27.2	Sm	6470.4	34.49	25.22	15.07	14.06	88.64
SDSSJ104844.2+260313	200591	-	10:48:44.21	26:03:13.1	BCD	7709.4	36.45	31.46	15.72	15.25	105.6
SDSSJ104846.8+264612	200590	155017	10:48:46.81	26:46:12.2	Sa	6445.2	49.04	32.83	15.23	14.05	88.29
SDSSJ104852.1+265655	200865	-	10:48:52.10	26:56:55.4	Sc	6737.7	27.53	21.15	16.71	15.96	92.30
SDSSJ104928.8+260222	722572	-	10:49:28.86	26:02:22.6	S0	6510.3	53.19	19.43	14.80	14.21	89.18
SDSSJ105007.5+262724	722585	-	10:50:07.56	26:27:24.9	Sc	6270.0	37.77	13.22	15.37	14.12	85.89
SDSSJ105022.7+264406	200622	155023	10:50:22.80	26:44:07.0	Sc	6500.0	58.60	48.95	14.85	14.29	89.04
SDSSJ105029.1+262034	200867	155024	10:50:29.20	26:20:34.2	S0a	6191.1	48.72	21.06	15.93	15.37	84.81
SDSSJ105058.3+251340	201644	125012	10:50:58.38	25:13:40.8	E	6196.8	50.53	43.69	14.79	13.52	84.89
SDSSJ105112.2+251845	731513	-	10:51:12.22	25:18:45.2	Sdm	6301.5	18.86	12.65	16.53	15.95	86.32
SDSSJ105112.7+273259	722597	-	10:51:12.76	27:32:59.1	Sa	4125.3	53.95	9.170	17.17	16.57	56.51
SDSSJ105213.8+260034	722613	-	10:52:13.87	26:00:34.3	Sbc	6514.2	72.96	17.93	16.10	15.50	89.24
SDSSJ105306.5+275328	722623	-	10:53:06.51	27:53:28.7	Sc	7618.8	34.29	19.96	16.52	15.98	104.4
SDSSJ105314.6+255349	722626	125014	10:53:14.67	25:53:50.0	Sbc	6355.8	53.25	40.92	15.35	14.62	87.07
SDSSJ105338.5+263435	6012	-	10:53:38.53	26:34:35.5	Sbc	6341.4	137.0	18.65	15.26	14.01	86.87
SDSSJ105422.7+265345	-	-	10:54:22.75	26:53:45.4	Sa	6509.7	45.10	18.39	16.16	15.03	89.17
SDSSJ105721.3+264919	722694	-	10:57:21.31	26:49:19.1	Sc	6544.8	52.64	17.82	16.60	15.98	89.65
SDSSJ105748.0+241006	202111	-	10:57:48.00	24:10:06.5	Sd	6269.1	67.89	14.06	16.26	15.33	85.88
SDSSJ105759.7+263820	722704	-	10:57:59.70	26:38:20.0	Sm	6506.1	35.91	6.353	17.96	17.54	89.12
SDSSJ105819.5+241517	-	-	10:58:19.57	24:15:17.4	Sa	6386.1	31.49	19.64	16.32	15.28	87.48
SDSSJ105820.5+241127	-	-	10:58:20.56	24:11:27.9	S0a	6140.1	55.10	23.14	15.58	14.43	84.11
SDSSJ105825.2+241334	6058	125017	10:58:25.30	24:13:35.0	Sa	6432.0	101.9	66.00	13.65	12.47	88.11
SDSSJ105827.1+241145	200744	-	10:58:27.14	24:11:45.8	BCD	6746.7	30.68	23.49	15.92	15.15	92.42
SDSSJ105828.3+242223	201702	125019	10:58:28.32	24:22:23.3	Sbc	6030.3	59.84	47.42	14.24	13.35	82.61
SDSSJ105831.0+242149	-	-	10:58:31.01	24:21:49.7	BCD	6242.7	19.50	13.52	17.61	16.81	85.52
SDSSJ105845.6+250827	6063	125020	10:58:45.67	25:08:27.4	Sa	6076.8	130.7	23.45	14.74	13.55	83.24
SDSSJ105923.1+241016	722725	-	10:59:23.15	24:10:16.5	Sbc	6619.5	55.82	13.92	16.14	15.39	90.68
SDSSJ110127.7+274310	6099	155044	11:01:27.80	27:43:11.0	Sb	8939.0	85.18	36.12	14.39	13.37	122.5
SDSSJ110131.5+253320	749424	-	11:01:31.51	25:33:20.4	Sm	6244.5	28.45	22.24	17.15	16.86	85.54
SDSSJ110154.2+262631	722767	-	11:01:54.29	26:26:31.1	BCD	6344.4	58.85	14.24	16.15	15.62	86.91
SDSSJ110209.4+260909	722772	-	11:02:09.42	26:09:09.5	Sc	6319.2	48.33	31.63	15.78	15.21	86.56
SDSSJ110214.1+265405	-	-	11:02:14.16	26:54:05.1	Sm	6289.5	36.19	14.03	17.34	16.82	86.16
SDSSJ110222.8+265416	200871	155046	11:02:22.87	26:54:16.7	Sc	8842.8	45.64	40.96	15.30	14.66	121.1
SDSSJ110650.5+271708	731548	-	11:06:50.51	27:17:08.8	Pec	6381.3	33.11	21.57	16.68	16.29	87.42
SDSSJ110717.3+260746	731552	-	11:07:17.36	26:07:46.8	Sm	6547.2	24.59	14.44	16.97	16.53	89.69
SDSSJ110855.6+263637	6190	155072	11:08:55.66	26:36:37.8	Sb	6596.7	92.41	40.56	14.38	13.14	90.37
SDSSJ110951.4+241541	6207	125035	11:09:51.46	24:15:41.9	Sb	6031.2	88.41	43.04	14.14	13.40	82.62
SDSSJ110954.4+241524	-	125036	11:09:54.46	24:15:24.8	Sb	6438.6	186.6	24.01	14.20	13.34	88.20
SDSSJ111129.4+240339	731568	-	11:11:29.40	24:03:39.0	Irr	6142.8	34.80	23.16	16.86	16.06	84.15
SDSSJ111156.8+271609	749191	-	11:11:56.90	27:16:09.8	Sd	6826.0	44.62	9.419	17.33	16.88	93.51
SDSSJ111236.7+241451	723145	-	11:12:36.79	24:14:51.8	Im	6765.9	37.47	19.71	16.61	16.00	92.68
SDSSJ111240.6+252952	210158	126005	11:12:40.68	25:29:52.7	S0a	4317.0	35.99	31.98	15.17	14.47	59.14
SDSSJ111252.7+272637	6247	156023	11:12:52.72	27:26:37.8	Sab	6825.6	68.10	42.01	14.57	13.54	93.50
SDSSJ111319.0+255145	6252	126008	11:13:19.08	25:51:45.8	Scd	6473.4	68.52	52.35	14.62	13.92	88.68
SDSSJ111336.2+241224	731579	-	11:13:36.25	24:12:24.2	Sm	6774.9	29.94	16.27	17.07	16.41	92.81
SDSSJ111410.1+271420	210173	156029	11:14:10.17	27:14:20.1	Sab	8060.4	48.26	40.90	15.21	14.34	110.4
SDSSJ111449.1+271410	-	-	11:14:49.10	27:14:10.0	BCD	8148.9	30.42	24.11	16.08	15.49	111.6
SDSSJ111508.5+274632	723242	-	11:15:08.54	27:46:32.1	Sb	8459.1	58.33	26.45	15.52	14.52	115.9
SDSSJ111518.1+272404	210188	156037	11:15:18.19	27:24:05.0	S0a	8182.2	53.92	41.46	14.99	13.91	112.1
SDSSJ111610.6+262740	211175	-	11:16:10.60	26:27:40.0	S0a	8731.8	44.88	12.36	16.38	15.16	119.6
SDSSJ111612.8+264646	731598	-	11:16:12.80	26:46:46.0	Irr	6045.6	51.30	12.80	17.25	16.62	82.82
SDSSJ111638.8+265908	731600	-	11:16:38.90	26:59:08.9	Sm	6978.0	41.50	16.76	17.24	16.45	95.59
SDSSJ111659.9+244555	731607	-	11:16:59.94	24:45:55.4	BCD	4828.5	47.29	8.952	17.19	16.51	66.14
SDSSJ111709.7+255041	210221	-	11:17:09.79	25:50:41.7	Sab	6799.5	66.69	19.28	15.27	14.47	93.14
SDSSJ111720.1+275219	723337	-	11:17:20.10	27:52:19.0	Irr	6767.4	18.57	15.39	17.74	17.28	92.70
SDSSJ111721.8+274023	6302	156049	11:17:21.88	27:40:23.5	Sb	5843.7	84.70	21.69	15.39	14.25	80.05
SDSSJ111739.3+270523	6308	-	11:17:39.31	27:05:23.8	Sbc	8088.0	85.21	19.90	15.64	14.70	110.8
SDSSJ111750.6+263732	-	156050	11:17:50.60	26:37:32.0	Sab	8114.4	92.51	86.07	13.57	12.42	111.2
SDSSJ111807.8+272028	731614	-	11:18:07.85	27:20:28.6	Sd	8137.5	34.69	17.87	17.20	16.68	111.5
SDSSJ111814.7+263713	6321	156056	11:18:14.71	26:37:14.0	Sb	8371.5	76.41	52.46	14.56	13.73	114.7
SDSSJ111828.2+251925	6325	126024	11:18:28.27	25:19:25.2	Scd	7544.4	109.0	33.96	14.47	13.67	103.3
SDSSJ111849.5+254121	723407	-	11:18:49.59	25:41:21.5	Sa	6433.2	34.63	19.95	16.42	15.50	88.13
SDSSJ111854.5+260837	723410	-	11:18:54.58	26:08:37.4	Sbc	8039.1	36.51	32.90	15.81	14.99	110.1
SDSSJ111858.4+261058	-	-	11:18:58.41	26:10:58.5	Sm	8408.7	24.76	12.21	17.94	17.2	115.2
SDSSJ111908.2+270756	723413	-	11:19:08.27	27:07:56.0	BCD	8348.4	28.44	16.99	17.11	15.96	114.4
SDSSJ111921.6+250012	-	-	11:19:21.64	25:00:12.9	BCD	8061.6	19.66	8.528	18.01	16.98	110.4
SDSSJ111929.9+245921	210252	126032	11:19:30.00	24:59:21.6	E	7981.8	61.87	40.43	14.71	13.48	109.3
SDSSJ111939.4+245546	6336	126033	11:19:39.41	24:55:46.4	Sab	7788.3	115.2	21.52	15.03	13.74	106.7
SDSSJ111952.8+263304	749198	-	11:19:52.80	26:33:04.0	Scd	6783.0	28.03	7.472	18.14	17.55	92.92
SDSSJ111953.5+242317	731635	-	11:19:53.50	24:23:17.0	BCD	4675.8	25.56	8.991	17.70	17.24	64.05
SDSSJ12051.2+271118	731645	-	11:20:51.28	27:11:18.4	BCD	6378.0	30.42	12.56	17.13	16.71	87.37

Table A.1. continued.

jName	AGC	CGCG	R.A. (J2000)	DEC. (J2000)	Ty	$c_z$	$a$	$b$	$g$	$i$	Dist
(1)	(2)	(3)	hhmmss.ss	° ' "	(6)	km s <sup>-1</sup>	arcsec	arcsec	mag	mag	Mpc
			(4)	(5)		(7)	(8)	(9)	(10)	(11)	(12)
SDSSJ12100.3+241812	210257	126035	11:21:00.31	24:18:12.1	S0	8467.5	106.8	28.38	14.73	13.62	116.0
SDSSJ12113.8+270611	749199	-	11:21:13.90	27:06:11.9	Im	6851.0	33.83	13.95	17.54	16.96	12.00
SDSSJ12115.2+261505	723474	-	11:21:15.29	26:15:05.9	Sm	6247.5	31.83	19.77	16.22	16.03	85.58
SDSSJ12127.6+242417	210260	126037	11:21:27.63	24:24:17.3	Sbc	6830.7	46.18	24.15	15.50	14.76	93.57
SDSSJ12146.5+255817	723481	-	11:21:46.52	25:58:17.6	Sbc	6073.2	53.12	31.57	15.73	15.15	83.19
SDSSJ12202.0+255515	210271	126039	11:22:02.07	25:55:15.2	Sbc	6327.0	57.93	43.27	15.16	14.48	86.67
SDSSJ12209.9+241844	-	-	11:22:09.90	24:18:44.1	Im	8512.8	20.53	14.54	17.53	16.48	116.6
SDSSJ12214.2+241800	-	126040	11:22:14.22	24:18:00.5	Sbc	8222.1	65.71	40.19	14.88	13.75	112.6
SDSSJ12226.3+241756	-	126042	11:22:26.35	24:17:56.6	E	7555.8	79.43	68.66	13.75	12.55	103.5
SDSSJ12230.0+241645	-	126044	11:22:30.07	24:16:45.3	S0	8903.4	85.07	46.67	14.01	12.80	122.0
SDSSJ12230.5+241759	-	-	11:22:30.54	24:17:59.7	S0	7540.2	34.39	33.92	15.10	13.97	103.3
SDSSJ12232.2+242653	731664	-	11:22:32.25	24:26:53.8	BCD	7267.2	27.12	18.09	16.93	16.80	99.55
SDSSJ12232.3+273456	731665	-	11:22:32.30	27:34:56.0	Irr	6364.5	21.88	14.58	17.64	17.37	87.18
SDSSJ12247.1+242820	-	-	11:22:47.17	24:28:20.5	Im	8323.2	28.09	23.18	16.64	15.83	114.0
SDSSJ12315.7+240205	731678	-	11:23:15.75	24:02:05.2	BCD	7499.1	21.55	19.23	16.97	16.24	102.7
SDSSJ12404.3+240547	731688	-	11:24:04.31	24:05:47.6	Sa	7331.4	76.06	22.93	15.60	14.66	100.4
SDSSJ12405.1+243655	6414	-	11:24:05.14	24:36:55.6	Scd	7670.4	111.9	14.53	15.41	14.1	105.1
SDSSJ12417.4+242034	731690	-	11:24:17.50	24:20:34.4	Sbc	5799.0	42.61	22.56	16.33	15.81	79.44
SDSSJ12423.7+274208	749201	-	11:24:23.78	27:42:08.9	Sm	7859.7	22.05	15.71	17.53	17.07	107.7
SDSSJ12423.8+274021	731691	-	11:24:23.81	27:40:21.8	Sm	7943.7	28.97	17.46	17.42	17.11	108.8
SDSSJ12425.3+270010	723539	-	11:24:25.38	27:00:10.5	BCD	6243.9	19.93	13.20	17.72	17.30	85.53
SDSSJ12501.3+241511	731695	-	11:25:01.30	24:15:11.0	Irr	7028.4	34.34	18.71	17.10	16.50	96.28
SDSSJ12535.2+240136	731701	-	11:25:35.28	24:01:36.5	Sdm	7202.7	34.67	27.66	16.55	16.12	98.67
SDSSJ12545.3+240823	210323	126051	11:25:45.34	24:08:24.0	Sc	7070.1	71.54	59.63	14.51	13.70	96.85
SDSSJ12608.0+275435	723565	-	11:26:08.06	27:54:36.0	Sm	7279.8	20.09	15.88	17.14	16.76	99.72
SDSSJ12612.5+271158	211203	-	11:26:12.54	27:11:58.2	Scd	7145.1	44.85	35.31	15.70	15.06	97.88
SDSSJ12615.7+275201	6443	156075	11:26:15.76	27:52:01.6	Sbc	7211.4	60.58	53.33	14.21	13.66	98.79
SDSSJ12650.0+240452	731712	-	11:26:50.06	24:04:52.8	S0a	7703.4	41.63	22.33	15.98	14.91	105.5
SDSSJ12651.0+261147	723580	-	11:26:51.02	26:11:47.5	Scd	6071.7	57.80	18.54	15.99	15.25	83.17
SDSSJ12726.6+260326	723591	-	11:27:26.64	26:03:26.7	BCD	7005.3	32.61	13.38	16.36	15.95	95.96
SDSSJ12736.2+261043	723595	-	11:27:36.25	26:10:43.1	BCD	7170.9	22.78	19.69	16.27	15.65	98.23
SDSSJ12954.2+250752	731731	-	11:29:54.24	25:07:52.1	Sc	6300.3	70.26	18.98	16.24	15.60	86.31
SDSSJ13023.5+241733	731735	-	11:30:23.53	24:17:33.5	Sd	7075.3	45.54	24.11	16.84	16.20	96.92
SDSSJ13034.1+241310	731736	-	11:30:34.15	24:13:10.1	Scd	6808.5	57.56	14.80	16.18	15.67	93.27
SDSSJ13157.4+271656	723704	-	11:31:57.50	27:16:56.5	Sm	6763.4	37.96	20.88	17.17	16.58	92.65
SDSSJ13204.2+244011	731743	-	11:32:04.20	24:40:11.1	Sm	6968.9	30.55	9.058	18.06	17.55	95.46
SDSSJ13250.8+243056	749437	-	11:32:50.80	24:30:56.0	Irr	6910.0	27.12	19.23	16.97	16.33	94.66
SDSSJ13305.6+244109	210437	-	11:33:05.63	24:41:09.6	Pec	7033.2	31.84	14.67	15.40	14.93	95.59
SDSSJ13307.7+243909	723726	-	11:33:07.70	24:39:09.2	Sa	7045.7	52.09	19.60	16.41	15.68	95.59
SDSSJ13315.7+242648	6536	126087	11:33:15.78	24:26:48.8	Sb	6938.1	105.5	67.26	13.96	12.81	95.59
SDSSJ13325.9+245223	731760	-	11:33:25.99	24:52:23.7	Sm	6230.1	49.11	21.61	16.12	15.56	85.34
SDSSJ13326.6+240312	731761	-	11:33:26.70	24:03:12.8	BCD	7060.6	29.10	11.78	16.62	15.97	96.72
SDSSJ13342.0+232445	-	126093	11:33:42.00	23:24:45.0	Sb	7147.6	96.70	39.88	14.48	13.48	97.91
SDSSJ13450.4+253150	210469	126101	11:34:50.47	25:31:50.2	Sa	7069.5	101.4	32.85	14.54	13.03	96.84
SDSSJ13533.9+245745	211422	-	11:35:33.90	24:57:45.2	S0a	6960.8	82.51	11.62	16.41	15.22	95.35
SDSSJ13648.5+244313	731779	-	11:36:48.51	24:43:13.6	Sm	6174.7	25.57	20.72	17.45	16.69	84.58
SDSSJ13726.4+262722	723802	-	11:37:26.42	26:27:22.3	S0a	9218.3	32.66	29.73	15.93	15.13	124.3
SDSSJ13833.7+252353	723820	-	11:38:33.71	25:23:53.1	Sa	7607.4	42.48	24.40	15.37	14.30	104.2
SDSSJ13839.0+245538	723824	-	11:38:39.00	24:55:38.1	Sbc	6275.5	40.67	33.24	16.2	15.47	85.97
SDSSJ13853.2+261835	723830	-	11:38:53.23	26:18:35.5	Scd	6164.6	56.03	22.73	15.67	15.28	84.45
SDSSJ13910.5+262605	723834	-	11:39:10.56	26:26:05.8	E	7010.2	31.36	22.00	16.07	14.88	94.76
SDSSJ13920.4+261822	-	-	11:39:20.48	26:18:22.5	S0a	6863.3	49.89	18.54	16.17	15.01	94.76
SDSSJ13929.7+261832	210569	157006	11:39:29.80	26:18:32.9	Sa	6906.7	75.71	39.09	14.32	13.41	94.76
SDSSJ13932.8+261808	-	157008	11:39:32.89	26:18:08.2	S0	9026.7	96.41	34.93	14.31	13.05	124.3
SDSSJ13934.1+261920	-	-	11:39:34.15	26:19:20.6	Sm	6865.5	30.56	24.56	16.69	16.02	94.76
SDSSJ14010.4+251834	210584	127023	11:40:10.41	25:18:34.5	E	6757.2	60.11	49.25	14.84	13.60	92.57
SDSSJ14046.7+262259	731791	-	11:40:46.76	26:22:59.6	Sd	6949.9	31.18	10.23	17.76	17.32	94.76
SDSSJ14056.3+254651	6645	127026	11:40:56.37	25:46:51.3	Sa	6875.6	81.95	55.58	14.37	13.36	94.76
SDSSJ14136.0+255315	-	127029	11:41:36.09	25:53:15.0	S0a	7335.5	51.64	19.57	15.71	14.67	94.76
SDSSJ14136.6+255247	212660	127029	11:41:36.57	25:52:48.0	E	6927.0	37.87	32.24	15.81	14.61	94.76
SDSSJ14208.5+255826	723908	-	11:42:08.52	25:58:26.9	Sd	6856.3	57.91	14.02	15.90	15.30	94.76
SDSSJ14239.4+244921	6674	127033	11:42:39.45	24:49:21.1	Sc	6301.2	91.74	46.07	14.57	13.67	86.32
SDSSJ14301.8+261530	6678	157020	11:43:01.89	26:15:30.2	Sbc	9502.8	60.17	31.20	15.5	14.95	125.6
SDSSJ14308.5+240016	211410	-	11:43:08.53	24:00:16.2	Sbc	6791.8	61.28	28.74	15.66	14.90	93.04
SDSSJ14325.3+250019	210653	127037	11:43:25.33	25:00:19.6	Sc	6240.2	53.88	35.71	15.06	14.50	85.48
SDSSJ14517.5+264602	6729	157030	11:45:17.57	26:46:02.6	Sbc	9050.6	68.54	53.43	14.42	13.40	124.0
SDSSJ14548.8+260710	749214	-	11:45:48.82	26:07:10.9	Sm	7764.2	36.71	9.504	18.09	17.54	106.4
SDSSJ14743.3+261635	724046	-	11:47:43.38	26:16:35.7	Sbc	7805.3	26.46	13.70	17.26	16.66	106.9
SDSSJ14905.4+271505	215233	-	11:49:05.47	27:15:05.5	Scd	6719.3	62.57	26.43	16.16	15.57	92.05
SDSSJ14922.0+245618	6795	127061	11:49:22.08	24:56:18.5	Sc	5987.5	60.81	43.85	14.82	14.17	82.02
SDSSJ15058.1+260018	731807	-	11:50:58.14	26:00:18.9	Scd	6608.3	41.64	30.69	16.33	15.99	90.53
SDSSJ15116.4+241946	731808	-	11:51:16.50	24:19:46.1	Pec	5022.6	27.95	20.18	16.62	16.21	68.80
SDSSJ15123.0+254230	749440	-	11:51:23.10	25:42:31.0	Sbc	5734.0	32.71	22.72	16.95	16.45	78.55

Table A.1. continued.

jName	AGC	CGCG	R.A. (J2000)	DEC. (J2000)	Ty	$c_z$	$a$	$b$	$g$	$i$	Dist
(1)	(2)	(3)	hhmmss.ss	° ' "	(6)	km s <sup>-1</sup>	arcsec	arcsec	mag	mag	Mpc
(1)	(2)	(3)	(4)	(5)	(6)	(7)	(8)	(9)	(10)	(11)	(12)
SDSSJ15123.1+264703	212357	157044	11:51:23.18	26:47:03.8	Sc	6651.8	52.83	20.71	15.52	14.89	91.12
SDSSJ15126.4+254834	724126	-	11:51:26.45	25:48:34.1	Sc	6645.7	56.13	21.57	16.12	15.61	91.04
SDSSJ15154.7+270529	724140	-	11:51:54.75	27:05:29.9	BCD	6691.7	15.94	15.47	17.02	16.48	91.67
SDSSJ15159.8+210630	-	127082	11:51:59.80	21:06:30.0	Sbc	6668.4	65.02	52.67	14.40	13.57	97.39
SDSSJ15202.6+254504	724143	-	11:52:02.61	25:45:04.0	Sc	5683.1	65.34	20.77	15.70	15.19	77.85
SDSSJ15222.7+250459	724147	-	11:52:22.76	25:04:59.0	Sc	6726.4	47.09	22.80	16.23	15.58	92.14
SDSSJ15225.0+251403	724148	-	11:52:25.09	25:14:04.0	Scd	6538.9	37.56	9.842	17.07	16.40	89.57
SDSSJ15237.9+241827	6847	127087	11:52:38.01	24:18:27.4	Sbc	4971.7	96.81	29.35	14.95	14.35	68.11
SDSSJ15245.2+253917	724153	-	11:52:45.20	25:39:17.0	Irr	5901.2	28.26	8.841	17.74	17.17	80.84
SDSSJ15301.8+244949	724157	-	11:53:01.84	24:49:49.6	Sc	6835.8	48.21	28.38	15.78	15.10	93.64
SDSSJ15319.0+255922	731815	-	11:53:19.00	25:59:22.0	Irr	5466.1	29.40	16.02	17.28	17.01	74.88
SDSSJ15414.3+241545	724186	-	11:54:14.30	24:15:45.0	Sc	7005.9	35.26	7.627	17.88	17.36	95.97
SDSSJ15429.4+250859	731821	-	11:54:29.40	25:08:59.0	Irr	6220.0	40.68	12.24	17.41	16.85	85.21
SDSSJ15439.6+255639	724194	-	11:54:39.69	25:56:39.4	BCD	4887.6	23.30	15.84	15.71	15.28	66.95
SDSSJ15442.0+253648	724195	-	11:54:42.06	25:36:48.8	BCD	5987.4	20.13	18.38	16.54	15.88	82.02
SDSSJ15458.5+261209	6883	157051	11:54:58.54	26:12:09.0	Sc	5194.6	57.24	55.51	14.74	14.11	71.16
SDSSJ15502.2+271752	210910	157052	11:55:02.30	27:17:52.2	S0a	6569.2	82.35	36.66	14.63	13.46	89.99
SDSSJ15535.1+255321	6898	127106	11:55:35.13	25:53:22.0	Sb	5040.8	92.62	35.35	14.36	13.69	69.05
SDSSJ15549.7+250753	-	127107	11:55:49.37	25:07:53.4	Sbc	6318.6	68.28	17.98	15.41	14.13	86.56
SDSSJ15559.5+255032	731825	-	11:55:59.56	25:50:32.5	Scd	4107.6	43.16	7.891	17.86	17.20	56.27
SDSSJ15601.5+241915	724224	-	11:56:01.50	24:19:15.0	S0a	8527.1	32.18	30.83	16.46	15.75	116.8
SDSSJ15619.9+272616	724236	-	11:56:19.90	27:26:16.0	BCD	6272.3	24.29	8.072	17.95	17.32	85.92
SDSSJ15620.7+252230	210927	127109	11:56:20.71	25:22:30.0	Sbc	4731.0	64.01	21.40	15.57	15.07	64.81
SDSSJ15627.2+243214	724242	-	11:56:27.20	24:32:14.0	Scd	8968.6	43.38	11.25	16.82	16.12	122.9
SDSSJ15628.3+243953	724244	-	11:56:28.34	24:39:53.7	Sbc	5096.7	46.18	25.63	16.09	15.47	69.82
SDSSJ15635.3+254918	724247	-	11:56:35.30	25:49:18.0	Scd	4955.9	65.06	10.55	17.03	16.40	67.89
SDSSJ15717.6+263101	724275	-	11:57:17.68	26:31:01.8	Sbc	6859.8	43.71	17.02	16.28	15.55	93.97
SDSSJ15720.9+251143	6928	127110	11:57:20.96	25:11:42.0	Sb	4495.0	168.3	30.86	13.58	12.21	61.58
SDSSJ15726.6+251359	210936	127111	11:57:26.69	25:13:59.0	Sbc	4487.0	55.43	26.82	15.61	14.81	61.47
SDSSJ15737.8+251426	6935	127112	11:57:37.82	25:14:26.1	Sbc	4848.6	143.2	34.67	14.19	13.13	66.42
SDSSJ15748.2+251614	6942	127114	11:57:48.23	25:16:14.3	Pec	4771.0	92.68	52.67	13.80	13.06	65.36
SDSSJ15752.0+250254	731831	-	11:57:52.03	25:02:54.1	Sm	4258.8	26.69	22.64	16.93	16.49	58.34
SDSSJ15757.0+250840	6949	127118	11:57:56.99	25:08:38.9	Sc	4531.8	87.35	23.00	14.92	14.03	62.08
SDSSJ15805.5+245356	749447	-	11:58:05.50	24:53:56.0	Irr	4492.0	27.62	13.60	18.17	17.66	61.53
SDSSJ15809.4+250520	-	-	11:58:09.49	25:05:20.1	Sm	4285.8	30.21	12.37	15.60	15.27	58.71
SDSSJ15810.1+250720	-	127120	11:58:10.16	25:07:20.1	Sb	4467.1	81.36	49.05	13.70	12.63	61.19
SDSSJ15825.4+250551	-	127121	11:58:25.43	25:05:51.5	Sb	4271.2	54.54	25.13	15.81	14.76	58.51
SDSSJ15837.3+252702	731846	-	11:58:37.30	25:27:02.0	BCD	6279.8	19.21	11.05	18.02	17.57	86.02
SDSSJ15842.5+250212	6965	127122	11:58:42.46	25:02:13.2	S0a	4341.0	98.43	67.18	13.67	12.43	59.47
SDSSJ15845.3+265402	731848	-	11:58:45.30	26:54:02.0	Irr	6529.6	40.95	32.32	16.51	15.69	89.45
SDSSJ15905.4+245920	6977	127127	11:59:05.47	24:59:20.3	Sa	4052.8	67.49	55.02	14.41	13.54	55.52
SDSSJ15907.4+263626	724310	-	11:59:07.45	26:36:26.7	Sb	6742.2	57.77	18.42	16.52	16.04	92.36
SDSSJ15922.5+242950	731859	-	11:59:22.59	24:29:50.3	BCD	6728.1	42.92	13.87	16.05	15.34	92.17
SDSSJ15931.7+300920	-	157076	11:59:31.70	30:09:20.0	Sbc	8778.3	88.28	33.78	15.12	14.17	120.3
SDSSJ15940.1+263247	210971	157075	11:59:40.15	26:32:47.3	Sc	6741.9	53.55	48.15	15.32	14.80	92.36
SDSSJ15951.9+261801	210976	157077	11:59:51.92	26:18:01.9	Sc	4195.5	51.02	44.51	15.12	14.57	57.47
SDSSJ120029.2+254141	731879	-	12:00:29.26	25:41:41.8	Sm	5916.9	26.94	23.26	17.02	16.26	81.05
SDSSJ120043.9+245121	210992	127133	12:00:43.90	24:51:21.5	Sc	4672.9	57.14	46.66	15.03	14.57	64.01
SDSSJ120057.0+265716	724348	-	12:00:57.00	26:57:16.4	Sa	8597.0	39.89	24.01	16.00	15.24	117.8
SDSSJ120315.1+244746	226789	-	12:03:15.10	24:47:46.0	BCD	6382.2	32.94	26.67	16.17	15.47	87.43
SDSSJ120414.6+275723	226811	-	12:04:14.68	27:57:23.7	Scd	7928.3	49.18	11.50	16.65	16.16	114.4
SDSSJ120535.1+250549	7080	128021	12:05:35.11	25:05:49.7	Sbc	7071.2	102.9	23.90	14.65	13.45	92.44
SDSSJ120550.5+244106	731923	-	12:05:50.51	24:41:06.8	Sd	6526.4	28.70	17.13	17.07	16.53	89.40
SDSSJ120645.5+243626	226891	-	12:06:45.54	24:36:26.5	Pec	7756.2	37.89	33.08	15.68	15.02	106.3
SDSSJ120649.5+250011	220098	128029	12:06:49.46	25:00:11.4	Sbc	7172.1	57.87	45.91	15.24	14.75	92.44
SDSSJ120703.3+254346	220101	128031	12:07:03.26	25:43:43.3	Sd	7019.4	71.81	10.21	16.79	16.08	92.44
SDSSJ120722.5+275105	226923	-	12:07:22.52	27:51:05.5	Sb	7731.9	54.56	30.07	15.51	14.54	114.4
SDSSJ120743.9+243339	749451	-	12:07:44.00	24:33:40.0	Pec	7742.0	35.36	19.69	16.98	16.66	106.1
SDSSJ120811.9+254525	220125	128037	12:08:11.95	25:45:25.7	Sbc	7186.3	65.36	37.39	14.65	13.67	92.44
SDSSJ120918.9+275535	-	-	12:09:18.99	27:55:35.3	Sm	8301.3	29.99	27.07	17.05	16.53	114.4
SDSSJ120925.7+220458	-	128042	12:09:25.70	22:04:58.0	Pec	7295.6	41.76	23.14	16.13	15.62	96.76
SDSSJ120927.9+220616	-	128042	12:09:27.90	22:06:16.0	Pec	7296.3	95.84	23.29	15.42	14.97	96.76
SDSSJ120931.5+275509	227007	-	12:09:31.57	27:55:09.0	Pec	8231.8	18.71	13.76	16.38	15.89	114.4
SDSSJ120933.7+275533	-	-	12:09:33.75	27:55:34.0	BCD	8267.4	18.49	16.15	16.83	15.86	114.4
SDSSJ121005.9+253837	731976	-	12:10:05.95	25:38:37.8	Sc	6763.1	38.30	19.52	16.98	16.43	92.44
SDSSJ121018.2+262550	7163	158036	12:10:18.25	26:25:50.7	Sb	6530.7	59.33	56.77	13.65	12.59	89.46
SDSSJ121034.6+255541	-	128049	12:10:34.68	25:55:41.6	Sa	6438.3	72.31	46.25	14.72	13.64	88.20
SDSSJ121045.1+255039	227037	-	12:10:45.15	25:50:39.2	Scd	6276.4	53.03	12.95	16.35	15.70	85.98
SDSSJ121103.0+253058	731989	-	12:11:03.07	25:30:58.7	BCD	6148.8	28.58	17.40	16.53	16.06	92.44
SDSSJ121120.4+260154	731994	-	12:11:20.41	26:01:54.4	Pec	7847.7	32.00	18.67	16.79	16.36	107.5
SDSSJ121300.1+251653	7217	128053	12:13:00.19	25:16:54.0	Sbc	7332.1	103.1	22.02	15.26	14.37	100.4
SDSSJ121426.3+241055	220228	128058	12:14:26.31	24:10:55.5	Sb	6816.3	55.20	47.94	15.42	14.63	93.62
SDSSJ121436.6+241802	7248	128059	12:14:36.68	24:18:02.8	Sb	6285.6	84.50	32.83	15.16	14.38	93.62

Table A.1. continued.

jName	AGC	CGCG	R.A. (J2000)	DEC. (J2000)	Ty	$c_z$	$a$	$b$	$g$	$i$	Dist
(1)	(2)	(3)	hhmmss.ss	° ' "	(6)	km s <sup>-1</sup>	arcsec	arcsec	mag	mag	Mpc
			(4)	(5)		(7)	(8)	(9)	(10)	(11)	(12)
SDSSJ121442.4+245850	732019	-	12:14:42.44	24:58:50.0	S0a	6592.3	48.51	25.83	15.55	14.84	90.31
SDSSJ121528.8+240532	7266	128062	12:15:28.89	24:05:32.8	Sa	6938.8	76.61	36.71	15.06	14.02	93.62
SDSSJ121554.4+263947	-	158054	12:15:54.40	26:39:47.0	Pec	7758.2	59.26	20.75	15.48	15.11	106.3
SDSSJ121555.2+263943	220259	158054	12:15:55.28	26:39:43.6	Pec	7688.4	36.14	27.55	14.74	14.31	105.3
SDSSJ121615.6+274920	-	-	12:16:15.70	27:49:20.8	BCD	7313.8	18.88	9.406	17.96	17.09	100.2
SDSSJ121618.4+264555	732031	-	12:16:18.47	26:45:55.4	Sm	6997.1	35.72	19.05	17.06	16.42	95.85
SDSSJ121706.4+271133	724642	-	12:17:06.47	27:11:33.2	BCD	7627.1	20.60	12.47	16.99	16.20	104.5
SDSSJ121729.0+242909	732040	-	12:17:29.00	24:29:09.0	Irr	6777.2	29.61	10.61	17.81	17.26	92.84
SDSSJ121733.1+262352	724652	-	12:17:33.14	26:23:52.7	Sd	7489.6	39.85	11.95	17.20	16.22	102.6
SDSSJ121748.3+260150	221537	128071	12:17:48.36	26:01:50.6	Sa	7645.9	81.61	38.71	14.59	13.40	104.7
SDSSJ121757.1+250435	732044	-	12:17:57.16	25:04:35.4	Sc	6872.2	38.44	32.70	15.95	15.25	94.14
SDSSJ121808.4+244117	222113	128072	12:18:08.48	24:41:17.9	Sc	6801.7	48.03	41.75	15.02	14.1	93.17
SDSSJ121821.4+251300	7341	128073	12:18:21.43	25:13:00.4	Sb	6956.6	107.4	54.20	14.22	13.33	95.30
SDSSJ121905.3+271754	222711	158062	12:19:05.39	27:17:54.3	Sc	6992.6	51.75	41.35	15.43	14.82	95.79
SDSSJ121906.8+274708	732058	-	12:19:06.84	27:47:08.5	Sm	7088.5	34.75	28.66	16.60	15.86	97.10
SDSSJ121908.3+274544	-	-	12:19:08.40	27:45:44.6	dS0	7935.9	30.57	26.33	16.63	15.68	108.7
SDSSJ121913.7+244059	732060	-	12:19:13.77	24:40:59.0	BCD	7397.8	23.47	17.89	17.25	16.65	101.3
SDSSJ121915.3+255548	7362	-	12:19:15.33	25:55:48.9	Sc	6748.0	72.85	13.61	16.20	15.03	95.72
SDSSJ121921.5+254606	732061	-	12:19:21.51	25:46:07.0	Sm	7163.7	32.25	27.34	16.93	16.28	95.72
SDSSJ121930.0+254433	732066	-	12:19:30.05	25:44:33.2	Sm	7410.5	25.90	20.14	17.27	16.56	95.72
SDSSJ122004.7+275831	7384	158076	12:20:04.76	27:58:31.1	Sb	8317.1	100.8	56.81	14.12	13.19	111.4
SDSSJ122046.7+245456	220413	128079	12:20:46.79	24:54:56.1	Sc	6629.5	61.94	35.36	15.24	14.47	90.82
SDSSJ122052.6+252546	225885	128081	12:20:52.67	25:25:46.8	Sbc	7206.8	47.73	19.37	16.09	15.26	95.72
SDSSJ122055.8+244006	220417	128080	12:20:55.88	24:40:06.9	Sb	7356.4	44.53	37.98	14.80	13.95	100.8
SDSSJ122112.9+251851	732083	-	12:21:12.90	25:18:51.0	Scd	7017.1	37.30	16.60	17.13	16.43	95.72
SDSSJ122118.2+244245	732086	-	12:21:18.26	24:42:45.6	Sm	7343.4	29.91	25.16	16.86	16.29	100.6
SDSSJ122145.6+255304	7419	128082	12:21:45.62	25:53:04.8	Sb	6922.3	109.7	20.03	14.92	13.52	94.83
SDSSJ122151.3+262148	222713	158087	12:21:51.31	26:21:48.9	Sc	7158.0	44.51	26.71	15.73	15.08	98.06
SDSSJ122239.3+241948	732099	-	12:22:39.38	24:19:48.3	Sab	6850.3	66.88	15.24	15.97	14.95	93.84
SDSSJ122239.6+274449	724763	-	12:22:39.68	27:44:49.2	BCD	7195.7	33.45	25.25	16.12	15.54	98.57
SDSSJ122243.7+244913	732101	-	12:22:43.77	24:49:13.7	Sc	6766.4	41.60	37.83	15.61	15.13	92.69
SDSSJ122416.1+241601	732106	-	12:24:16.10	24:16:01.0	Irr	8700.5	21.37	15.28	17.41	16.88	119.2
SDSSJ122503.1+272228	727239	-	12:25:03.14	27:22:28.1	S0a	7262.0	36.02	24.41	16.21	15.10	99.48
SDSSJ122504.9+255727	7495	128087	12:25:04.98	25:57:27.2	Sc	6674.4	109.0	27.35	14.74	13.75	91.43
SDSSJ122546.1+260456	732117	-	12:25:46.17	26:04:56.9	S0a	7122.9	42.71	19.37	16.32	15.31	97.58
SDSSJ122602.3+254741	222676	-	12:26:02.31	25:47:41.5	Scd	6951.9	86.05	12.87	16.38	15.40	95.23
SDSSJ122645.0+275444	227254	-	12:26:45.08	27:54:44.4	Scd	4413.6	59.01	11.87	16.48	15.90	60.46
SDSSJ122735.4+263223	724863	-	12:27:35.46	26:32:23.5	Sbc	6407.4	37.69	28.58	16.38	15.62	87.77
SDSSJ122750.3+265936	7578	158112	12:27:50.34	26:59:36.7	Sbc	7149.3	94.17	49.69	14.10	12.87	97.94
SDSSJ122814.9+252557	732135	-	12:28:14.95	25:25:57.5	Sc	6998.8	46.66	30.69	16.17	15.37	95.87
SDSSJ122903.8+274643	7615	159005	12:29:03.85	27:46:43.9	Sbc	7012.1	79.38	47.44	14.31	13.37	96.06
SDSSJ122938.5+261350	724893	-	12:29:38.59	26:13:50.2	Sbc	6788.1	57.71	46.81	15.41	14.56	92.99
SDSSJ122947.5+271436	7632	159008	12:29:47.57	27:14:36.0	Sb	7405.4	124.7	65.75	14.07	13.16	101.4
SDSSJ123118.8+272658	221669	-	12:31:18.80	27:26:58.0	Irr	4508.7	48.92	15.77	17.18	16.51	61.76
SDSSJ123124.8+264746	724911	-	12:31:24.82	26:47:46.1	Sc	6949.8	35.61	22.75	16.16	15.49	95.20
SDSSJ123138.6+272944	7670	159010	12:31:38.71	27:29:49.2	Sb	7009.0	99.36	24.31	15.13	14.01	96.01
SDSSJ123147.6+255917	732155	-	12:31:47.61	25:59:18.0	Scd	6313.2	50.24	8.689	17.18	16.58	86.48
SDSSJ123150.3+272312	221671	-	12:31:50.39	27:23:12.8	Sm	4489.3	82.46	17.69	15.83	15.34	61.50
SDSSJ123203.5+260855	732156	-	12:32:03.50	26:08:55.0	Irr	8783.5	19.65	17.52	17.69	17.14	120.3
SDSSJ123218.7+244341	732157	-	12:32:18.78	24:43:41.7	Sm	6924.3	33.17	26.86	16.52	16.10	94.85
SDSSJ123303.7+260823	732159	-	12:33:03.70	26:08:23.0	Irr	8785.8	19.77	19.04	18.07	17.61	120.4
SDSSJ123313.7+273502	732160	-	12:33:13.71	27:35:02.7	BCD	7307.0	25.94	24.22	16.41	15.82	100.1
SDSSJ123341.3+272732	732165	-	12:33:41.30	27:27:32.0	Irr	4517.8	18.40	10.34	17.35	16.91	61.89
SDSSJ123342.3+263702	724926	-	12:33:42.33	26:37:02.5	Sd	7152.4	45.59	13.02	17.23	16.63	97.58
SDSSJ123417.1+272708	7724	-	12:34:17.14	27:27:08.3	S0a	6878.0	44.95	15.81	15.86	14.83	94.22
SDSSJ123420.2+243600	732168	-	12:34:20.24	24:36:00.3	BCD	6354.2	21.25	13.06	17.19	16.58	87.04
SDSSJ123512.4+263200	724940	-	12:35:12.49	26:32:00.3	Sbc	6324.1	74.75	17.46	15.89	15.10	96.72
SDSSJ123541.4+261708	7764	-	12:35:41.42	26:17:09.0	Scd	6299.9	105.7	13.83	15.99	15.04	96.72
SDSSJ123541.6+261319	220824	129009	12:35:41.69	26:13:19.9	Sb	6420.4	83.03	42.59	14.68	13.82	96.72
SDSSJ123648.3+273256	7787	-	12:36:48.37	27:32:56.2	Scd	7338.4	97.35	19.94	15.47	14.29	96.72
SDSSJ123715.3+273159	732188	-	12:37:15.30	27:31:59.0	Irr	7584.7	33.44	25.83	16.85	16.28	96.72
SDSSJ123741.1+264227	220851	159034	12:37:41.19	26:42:27.5	Sb	6233.7	50.78	26.93	15.47	14.67	85.39
SDSSJ123741.1+270746	220848	159035	12:37:41.16	27:07:46.4	BCD	4643.1	37.40	30.14	15.42	14.89	63.61
SDSSJ123743.0+275454	227402	-	12:37:43.06	27:54:54.1	Scd	7181.7	42.51	22.46	16.48	16.02	96.72
SDSSJ123745.5+275550	-	-	12:37:45.53	27:55:50.3	BCD	7200.0	8.000	5.000	18.07	17.70	98.63
SDSSJ123755.3+273741	724982	-	12:37:55.36	27:37:41.5	BCD	7229.2	29.70	18.73	16.35	15.83	93.27
SDSSJ123801.8+273650	-	-	12:38:01.81	27:36:50.5	BCD	6666.7	19.84	13.70	17.33	16.82	93.27
SDSSJ123812.5+252439	732199	-	12:38:12.50	25:24:39.0	Scd	6474.9	49.70	10.60	17.00	16.45	88.70
SDSSJ123915.1+274252	732211	-	12:39:15.12	27:42:52.1	Sm	7756.2	18.16	15.09	17.51	17.15	96.72
SDSSJ123919.9+273616	725004	-	12:39:19.99	27:36:16.8	Sbc	7954.3	36.85	22.49	16.01	15.34	109.0
SDSSJ123944.9+274936	725008	-	12:39:44.94	27:49:36.5	BCD	6718.6	22.23	19.72	16.84	16.38	93.27
SDSSJ123947.6+241024	732216	-	12:39:47.68	24:10:24.2	Sm	6525.5	28.22	15.44	16.71	16.48	89.39
SDSSJ123955.1+274937	-	-	12:39:55.14	27:49:37.9	S	6512.4	40.48	26.21	16.35	15.66	93.27

Table A.1. continued.

jName	AGC	CGCG	R.A. (J2000)	DEC. (J2000)	Ty	$c_z$	$a$	$b$	$g$	$i$	Dist
(1)	(2)	(3)	hhmmss.ss	° ' "	(6)	km s <sup>-1</sup>	arcsec	arcsec	mag	mag	Mpc
			(4)	(5)		(7)	(8)	(9)	(10)	(11)	(12)
SDSSJ123955.6+272438	732217	-	12:39:55.60	27:24:38.0	Irr	7894.8	38.75	12.28	21.52	18.67	108.1
SDSSJ123959.9+264055	227429	-	12:40:00.00	26:40:56.0	S..	4756.0	38.66	31.58	16.32	15.51	65.15
SDSSJ124016.8+262825	725017	-	12:40:16.81	26:28:25.6	Sm	6629.4	27.00	16.49	17.18	16.41	96.72
SDSSJ124036.1+263016	-	-	12:40:36.24	26:30:16.6	Sb	6632.0	70.08	17.60	15.50	14.34	96.72
SDSSJ124038.5+263134	222194	159049	12:40:38.45	26:31:34.3	Sbc	6595.4	53.67	27.39	15.23	14.60	96.72
SDSSJ124106.4+264920	732232	-	12:41:06.44	26:49:20.6	BCD	4842.8	26.43	13.68	16.92	16.75	66.34
SDSSJ124114.1+264410	222196	159054	12:41:14.11	26:44:10.1	Sbc	4752.7	60.96	38.93	15.21	14.45	65.11
SDSSJ124116.3+275111	7845	159055	12:41:16.36	27:51:11.3	Sbc	7750.4	107.0	23.25	15.13	14.49	106.2
SDSSJ124128.9+260519	-	129016	12:41:28.95	26:05:19.0	S0a	4950.4	37.46	36.92	15.19	14.20	67.81
SDSSJ124131.4+260233	-	129015	12:41:31.47	26:02:33.6	S0a	4787.1	79.63	72.68	13.84	12.76	65.58
SDSSJ124137.3+260422	7852	129018	12:41:37.32	26:04:22.2	Sc	4716.0	195.1	38.95	13.74	13.10	64.60
SDSSJ124151.3+233038	-	129019	12:41:51.30	23:30:38.0	Sbc	8619.2	48.22	47.09	14.91	14.02	118.1
SDSSJ124156.2+265817	227465	-	12:41:56.26	26:58:17.1	Pec	7228.7	32.08	29.16	15.65	15.98	99.02
SDSSJ124215.0+263449	-	-	12:42:15.04	26:34:49.8	BCD	5962.5	20.06	11.20	17.68	16.82	81.68
SDSSJ124244.9+252508	732242	-	12:42:44.95	25:25:08.3	Sm	6991.2	39.26	26.04	16.56	15.91	95.77
SDSSJ124247.1+271618	7877	-	12:42:47.19	27:16:19.0	Sa	5920.9	77.26	19.54	15.84	14.69	81.11
SDSSJ124248.6+263822	-	159058	12:42:48.63	26:38:22.8	S0a	6679.8	77.81	25.72	14.97	13.78	91.50
SDSSJ124305.3+274250	7890	159059	12:43:05.35	27:42:50.6	Sab	7537.9	53.78	38.67	14.66	14.08	103.3
SDSSJ124315.3+270508	-	-	12:43:15.39	27:05:08.2	Sa	6788.7	27.57	12.77	16.37	15.35	96.72
SDSSJ124332.5+271751	732253	-	12:43:32.53	27:17:51.1	Sm	5851.8	33.45	25.85	16.80	16.23	80.16
SDSSJ124342.1+272222	725060	-	12:43:42.12	27:22:22.8	BCD	7359.8	24.51	13.40	16.89	16.27	100.8
SDSSJ124343.1+252817	227479	-	12:43:43.11	25:28:17.3	S0a	5218.7	87.26	24.31	15.41	14.32	71.49
SDSSJ124352.4+251728	732254	-	12:43:52.43	25:17:28.7	Sm	5334.7	28.19	16.17	17.61	16.94	73.08
SDSSJ124441.2+262510	220983	159066	12:44:41.26	26:25:10.5	Sa	4578.5	70.26	41.96	14.67	13.51	62.72
SDSSJ124444.2+275329	220985	159068	12:44:44.20	27:53:29.6	Sb	6342.3	53.00	40.28	15.24	14.77	95.55
SDSSJ124457.8+244617	732263	-	12:44:57.82	24:46:17.4	BCD	4813.5	34.49	11.45	16.54	16.00	65.94
SDSSJ124541.1+245720	732273	-	12:45:41.19	24:57:20.1	BCD	6799.9	22.57	16.11	16.58	16.16	93.15
SDSSJ124543.2+243948	732274	-	12:45:43.20	24:39:48.0	Irr	5125.2	23.72	13.12	16.87	16.39	70.21
SDSSJ124619.4+273212	227508	-	12:46:19.48	27:32:12.3	Sbc	5984.6	62.81	15.56	15.99	15.22	95.55
SDSSJ124652.6+274727	732286	-	12:46:52.61	27:47:27.0	BCD	7287.5	20.38	10.31	17.20	16.74	95.55
SDSSJ124656.4+253717	732288	-	12:46:56.47	25:37:18.0	BCD	6797.1	20.31	19.05	17.15	16.81	93.11
SDSSJ124708.4+274735	221015	-	12:47:08.49	27:47:35.6	Pec	7452.0	33.91	28.86	14.41	13.72	95.55
SDSSJ124711.7+264248	7955	-	12:47:11.70	26:42:48.5	Sa	6756.0	113.3	19.03	15.25	14.05	95.55
SDSSJ124728.3+272728	221022	159075	12:47:28.37	27:27:28.0	S0a	6632.2	55.56	31.43	14.83	13.64	95.55
SDSSJ124754.7+265710	732297	-	12:47:54.76	26:57:10.9	Sm	6936.0	25.41	15.35	17.61	16.93	95.55
SDSSJ124832.9+260655	227526	-	12:48:32.96	26:06:55.9	Sb	6415.0	55.83	19.99	15.94	15.32	87.88
SDSSJ124842.0+262501	221033	159080	12:48:42.07	26:25:02.3	Sb	6916.2	78.61	23.68	15.12	14.07	94.74
SDSSJ124859.3+272231	732308	-	12:48:59.32	27:22:31.8	Pec	6291.7	65.26	23.61	15.77	15.32	95.55
SDSSJ124901.4+271044	221036	-	12:49:01.49	27:10:44.9	Sc	5976.1	40.62	25.09	15.58	15.11	95.55
SDSSJ124903.6+305535	-	159081	12:49:03.60	30:55:35.0	Sbc	8138.6	56.26	42.27	15.52	14.93	111.5
SDSSJ124908.8+272207	-	-	12:49:08.83	27:22:07.5	E	6600.9	37.27	22.20	15.51	14.29	95.55
SDSSJ124911.8+272306	732313	-	12:49:11.85	27:23:06.1	Sm	6271.7	40.51	19.75	17.03	16.28	95.55
SDSSJ124934.2+252811	7977	129025	12:49:34.03	25:28:12.0	Sc	4380.0	150.7	67.81	13.28	12.44	60.00
SDSSJ125006.0+250120	221049	129026	12:50:06.02	25:01:20.0	Sc	6486.6	54.45	42.39	15.20	14.64	88.86
SDSSJ125013.4+264633	-	-	12:50:13.46	26:46:33.9	S0	7093.7	55.74	37.66	15.27	14.04	95.55
SDSSJ125019.9+271926	-	159086	12:50:19.92	27:19:26.4	S0	7657.3	72.69	23.22	14.87	13.66	95.55
SDSSJ125020.2+264459	222598	-	12:50:20.22	26:44:59.5	Sm	7119.0	32.85	14.91	16.38	15.70	95.55
SDSSJ125026.5+264232	-	-	12:50:26.59	26:42:32.3	E	5610.7	43.01	22.39	15.42	14.21	95.55
SDSSJ125031.6+271850	222632	-	12:50:31.65	27:18:50.3	Sc	8015.4	47.73	11.14	16.56	15.83	95.55
SDSSJ125103.5+272212	221060	159090	12:51:03.58	27:22:11.9	Sb	8318.7	58.48	34.54	15.07	14.31	95.55
SDSSJ125117.9+270622	-	159093	12:51:17.93	27:06:22.0	Sc	5667.8	56.07	50.80	14.88	13.79	95.55
SDSSJ125200.3+260933	-	-	12:52:00.37	26:09:33.0	S0a	6179.2	49.21	39.31	15.31	14.23	84.65
SDSSJ125205.5+261154	725127	-	12:52:05.53	26:11:54.9	Sed	7872.1	33.76	9.46	17.69	17.31	95.55
SDSSJ125206.8+270134	-	159097	12:52:06.87	27:01:34.8	Sa	6428.8	41.09	27.52	15.30	14.4	95.55
SDSSJ125216.1+273158	228095	-	12:52:16.20	27:31:58.8	Sc	5518.0	56.89	37.15	15.29	14.84	75.59
SDSSJ125248.8+272406	221084	159101	12:52:48.89	27:24:06.6	Sc	7762.7	36.48	28.51	15.54	15.04	95.55
SDSSJ125416.0+271813	-	160007	12:54:16.02	27:18:13.5	S0a	6448.8	73.50	27.11	14.83	13.65	95.38
SDSSJ125527.7+273922	-	160018	12:55:27.79	27:39:22.0	S0a	7030.8	71.37	27.41	14.83	13.61	95.38
SDSSJ125606.1+274041	-	160020	12:56:06.10	27:40:41.2	BCD	4941.4	36.97	25.62	15.44	14.98	95.38
SDSSJ125623.7+271402	-	-	12:56:23.76	27:14:02.4	dS0	6057.1	25.60	21.75	17.00	16.12	95.38
SDSSJ125627.8+265914	-	160025	12:56:27.85	26:59:14.7	Sa	6457.7	73.80	50.00	13.77	12.63	95.38
SDSSJ125628.5+271728	221130	160026	12:56:28.57	27:17:28.6	Sc	7532.3	56.59	42.26	15.27	14.54	95.38
SDSSJ125634.6+271339	-	-	12:56:34.64	27:13:39.2	Sa	7214.6	34.38	29.03	15.98	15.12	95.38
SDSSJ125652.2+262915	-	160032	12:56:52.28	26:29:15.8	Sb	7632.6	59.56	54.57	14.64	13.69	95.55
SDSSJ125704.2+274348	-	-	12:57:04.24	27:43:48.1	E	8911.8	37.16	21.03	16.47	15.50	95.38
SDSSJ125704.5+274622	-	-	12:57:04.55	27:46:22.8	Sa	7554.1	34.16	18.73	16.35	15.31	95.38
SDSSJ125717.8+274839	-	-	12:57:17.81	27:48:39.3	E	7173.7	32.03	20.36	16.02	15.24	95.38
SDSSJ125807.0+264713	-	-	12:58:07.08	26:47:13.7	BCD	7219.0	14.55	10.61	17.37	16.36	95.38
SDSSJ125809.9+242056	221204	-	12:58:09.99	24:20:56.1	BCD	6800.5	30.56	24.87	15.57	14.97	93.16
SDSSJ125834.7+242336	732413	-	12:58:34.76	24:23:36.7	BCD	6742.6	15.93	13.52	17.29	17.02	92.36
SDSSJ125835.3+271553	-	160064	12:58:35.34	27:15:52.9	Pec	7373.8	40.27	32.03	15.66	15.17	95.38
SDSSJ125837.2+271034	221235	160067	12:58:37.29	27:10:35.8	Pec	7679.1	35.65	26.90	15.41	14.90	95.38
SDSSJ125839.9+264534	222592	-	12:58:39.95	26:45:34.3	Pec	7464.8	59.58	15.24	16.37	16.07	95.55

Table A.1. continued.

jName	AGC	CGCG	R.A. (J2000)	DEC. (J2000)	Ty	$c_z$	$a$	$b$	$g$	$i$	Dist
(1)	(2)	(3)	hhmmss.ss	° ' "	(6)	km s <sup>-1</sup>	arcsec	arcsec	mag	mag	Mpc
SDSSJ125845.5+241402	732415	-	12:58:45.58	24:14:02.2	Scd	6892.3	51.00	25.92	16.38	15.63	94.42
SDSSJ125856.0+275000	-	160212	12:58:55.96	27:50:00.2	Sa	7553.6	102.2	18.02	14.72	13.70	95.38
SDSSJ125905.2+273840	-	160073	12:59:05.29	27:38:39.9	Sa	5435.1	51.91	47.34	14.89	14.23	95.38
SDSSJ125907.9+275117	-	160219	12:59:07.95	27:51:17.8	S0	6585.7	36.84	33.48	15.38	14.12	95.38
SDSSJ130003.5+265353	-	160081	13:00:03.52	26:53:53.2	Sa	5934.0	118.6	28.97	14.21	13.06	95.55
SDSSJ130009.7+275158	-	160243	13:00:09.14	27:51:59.3	BCD	5316.7	27.58	21.11	15.96	15.23	95.38
SDSSJ130033.7+273815	-	160086	13:00:33.67	27:38:15.9	Sb	7497.3	47.00	36.45	15.44	14.96	95.38
SDSSJ130056.0+274726	8128	160260	13:00:56.06	27:47:27.1	Sa	7995.8	86.66	74.25	13.45	12.40	95.38
SDSSJ130059.2+275359	-	160261	13:00:59.16	27:53:60.0	S0a	6917.0	59.03	22.35	15.35	14.19	95.38
SDSSJ130126.1+275309	8134	160095	13:01:26.13	27:53:09.5	Sb	5481.3	147.3	131.9	12.92	11.75	95.38
SDSSJ130130.9+243746	732461	-	13:01:30.98	24:37:46.4	Sm	7612.9	30.30	21.84	16.78	16.33	104.3
SDSSJ130131.7+275051	-	160097	13:01:31.80	27:50:51.0	S0	5473.4	69.28	53.56	14.31	13.11	95.38
SDSSJ130207.8+273853	-	160106	13:02:07.87	27:38:53.9	S0a	6885.9	52.32	39.76	14.95	14.10	95.38
SDSSJ130305.7+252830	234202	-	13:03:05.73	25:28:30.0	BCD	7294.2	24.09	17.67	16.43	15.84	99.92
SDSSJ130305.9+263152	732476	160117	13:03:05.94	26:31:52.1	S0a	5734.0	38.93	24.76	15.58	14.67	95.55
SDSSJ130328.6+252644	749460	-	13:03:28.70	25:26:44.9	Sc	6531.0	27.98	25.01	16.52	15.81	89.47
SDSSJ130329.0+263301	8161	160121	13:03:29.09	26:33:01.8	Sb	6622.6	85.57	34.29	14.82	13.68	95.55
SDSSJ130357.1+264346	732488	-	13:03:57.14	26:43:46.1	Sm	6620.5	27.84	17.80	17.00	16.59	95.55
SDSSJ130411.2+272925	-	-	13:04:11.25	27:29:25.6	Sa	5317.9	36.61	31.35	15.90	14.80	95.55
SDSSJ130414.8+260658	732491	-	13:04:14.82	26:06:58.4	Sm	7464.9	34.75	23.29	16.35	15.48	95.55
SDSSJ130421.2+245933	732494	-	13:04:21.24	24:25:49.3	Scd	7552.0	55.95	9.100	17.03	16.67	103.5
SDSSJ130426.5+271815	230051	160127	13:04:26.55	27:18:15.5	Sc	5521.3	53.86	35.47	15.27	14.85	95.55
SDSSJ130516.0+255727	230056	130006	13:05:16.02	25:57:27.5	Sbc	6525.6	55.08	48.19	14.64	13.90	95.55
SDSSJ130526.8+251128	232074	-	13:05:26.88	25:11:28.2	Scd	7111.1	81.56	9.988	16.76	15.94	95.55
SDSSJ130539.1+260623	232024	-	13:05:39.11	26:06:23.6	Sc	6329.6	37.23	35.53	15.89	15.20	95.55
SDSSJ130544.6+252306	232075	-	13:05:44.61	25:23:06.0	Sc	7373.0	68.01	11.83	16.63	15.81	95.55
SDSSJ130558.7+252756	230069	-	13:05:58.70	25:27:56.5	Sa	6527.6	50.05	22.36	16.10	15.12	95.55
SDSSJ130615.1+252738	230076	130008	13:06:15.12	25:27:37.9	Pec	7255.0	43.89	31.60	14.66	13.94	95.55
SDSSJ130633.7+245746	732525	-	13:06:33.78	24:57:46.1	Sc	6332.7	48.11	27.14	16.15	15.57	86.75
SDSSJ130635.5+271007	-	160138	13:06:35.60	27:10:07.4	E	7737.2	47.64	40.62	15.42	14.35	95.55
SDSSJ130636.3+252546	234288	-	13:06:36.40	25:25:46.7	Sc	7193.0	32.38	28.68	15.88	15.25	95.55
SDSSJ130636.3+275222	230083	-	13:06:36.39	27:52:22.6	S0a	6283.1	72.88	28.60	15.37	14.44	95.55
SDSSJ130641.1+275302	-	-	13:06:41.13	27:53:02.8	S0	7069.5	44.21	13.68	17.02	16.03	95.55
SDSSJ130742.8+244838	8209	130009	13:07:42.81	24:48:38.1	Sbc	6332.4	90.62	61.14	14.18	13.22	86.75
SDSSJ130802.5+271840	234304	-	13:08:02.57	27:18:40.0	Sdm	5875.8	47.30	17.98	15.95	15.41	80.49
SDSSJ130814.0+273057	-	160146	13:08:14.10	27:30:57.0	S0a	7342.0	57.53	50.91	14.85	13.84	95.55
SDSSJ130831.5+244202	8220	130012	13:08:31.58	24:42:02.8	Sbc	7136.6	178.7	22.84	14.53	13.30	97.76
SDSSJ130840.1+240437	732542	-	13:08:40.10	24:04:37.0	Scd	6618.5	43.74	6.330	17.93	17.35	90.66
SDSSJ130922.3+240532	732545	-	13:09:22.40	24:05:32.7	Sm	6494.0	26.68	21.66	17.02	16.55	88.96
SDSSJ130937.5+260932	725367	-	13:09:37.52	26:09:32.6	Pec	6364.6	31.20	18.71	16.48	16.04	87.19
SDSSJ130947.4+285425	-	160152	13:09:47.40	28:54:25.0	Sb	5599.4	115.3	80.28	13.62	12.64	95.55
SDSSJ130949.9+243439	230123	130014	13:09:49.99	24:34:39.3	Sbc	7106.4	62.41	48.17	14.53	13.64	97.35
SDSSJ131007.8+240956	732549	-	13:10:07.81	24:09:56.7	BCD	6989.8	18.29	13.96	17.14	16.65	95.75
SDSSJ131112.7+264850	-	-	13:11:12.74	26:48:50.4	BCD	6364.9	25.47	12.90	16.56	15.40	87.19
SDSSJ131153.3+273537	-	-	13:11:53.31	27:35:37.5	BCD	6172.2	21.51	13.07	17.65	16.63	84.55
SDSSJ131238.2+264754	725408	-	13:12:38.20	26:47:54.0	Scd	6670.0	36.92	7.888	17.79	17.20	91.37
SDSSJ131254.2+263205	732567	-	13:12:54.30	26:32:05.9	BCD	4376.3	34.90	21.39	16.43	15.69	59.95
SDSSJ131312.7+242109	232147	-	13:13:12.70	24:21:09.0	Irr	4387.7	30.87	25.44	16.79	16.25	60.11
SDSSJ131325.7+274548	-	160165	13:13:25.70	27:45:48.4	S0a	6148.1	75.93	34.28	14.88	13.75	95.55
SDSSJ131326.9+274808	8300	160166	13:13:26.95	27:48:08.5	Sb	6405.3	98.67	68.35	13.31	12.17	95.55
SDSSJ131345.2+245856	-	130021	13:13:45.67	24:58:55.2	Sa	7163.0	72.36	50.75	14.47	13.54	98.12
SDSSJ131453.4+270029	8325	-	13:14:53.43	27:00:29.2	S0a	4634.0	84.14	28.13	15.25	14.14	63.48
SDSSJ131504.3+245619	732577	-	13:15:04.30	24:56:19.0	Irr	6600.8	30.95	11.33	17.73	17.29	90.42
SDSSJ131525.5+271811	8328	-	13:15:25.59	27:18:11.6	Sb	6494.9	78.22	20.12	15.99	15.29	88.97
SDSSJ131601.1+250322	732580	-	13:16:01.11	25:03:23.0	Scd	6909.7	50.10	12.25	16.44	16.01	94.65
SDSSJ131641.9+260754	231904	-	13:16:41.90	26:07:54.0	Scd	3984.3	86.05	8.557	16.82	16.20	54.58
SDSSJ131645.8+261243	238799	-	13:16:45.87	26:12:44.0	Sm	4041.8	36.29	31.84	16.15	15.33	55.37
SDSSJ131719.2+251253	732589	-	13:17:19.24	25:12:53.4	Sm	7007.4	32.35	16.32	16.95	16.32	95.99
SDSSJ131745.1+273411	8359	160182	13:17:45.18	27:34:11.5	Sab	7011.2	91.64	42.46	14.45	13.38	96.04
SDSSJ131828.7+251312	732595	-	13:18:28.70	25:13:12.5	Sc	9041.2	42.98	24.55	16.07	15.51	123.9
SDSSJ131919.3+245900	732598	-	13:19:19.35	24:59:00.7	Sc	7051.7	59.29	27.06	16.04	15.52	96.60
SDSSJ131928.0+274456	231705	-	13:19:28.01	27:44:56.3	BCD	6991.2	29.57	17.40	16.37	15.39	95.77
SDSSJ131940.0+274221	234436	-	13:19:40.07	27:42:21.8	BCD	6943.9	27.18	23.35	16.24	15.15	95.12
SDSSJ132135.9+261816	231772	161029	13:21:34.91	26:18:16.8	Sb	4949.0	42.31	19.10	15.87	14.74	67.80
SDSSJ132156.5+244344	732609	-	13:21:56.50	24:43:44.0	BCD	7075.5	23.68	9.373	17.81	17.50	96.93
SDSSJ132206.4+244313	-	-	13:22:06.40	24:43:13.0	BCD	7012.9	28.01	8.548	17.55	16.98	96.07
SDSSJ132215.4+265504	725556	-	13:22:15.45	26:55:04.7	Sc	4750.5	30.52	22.40	16.43	16.12	65.08
SDSSJ132223.0+271057	725558	-	13:22:23.09	27:10:57.4	Sm	7347.9	34.94	29.17	16.14	15.66	100.7
SDSSJ132251.8+272337	725562	-	13:22:51.85	27:23:37.1	Sm	6920.6	37.34	31.29	16.63	16.03	94.80
SDSSJ132305.0+265116	725564	-	13:23:05.00	26:51:16.4	Im	7097.2	40.95	29.48	16.13	15.72	97.22
SDSSJ132324.6+263236	230296	161040	13:23:24.62	26:32:36.8	Sc	7267.2	53.28	46.29	15.55	14.78	99.55
SDSSJ132333.1+263013	227772	-	13:23:33.17	26:30:14.0	Sbc	6968.1	36.25	20.63	16.57	16.09	95.45
SDSSJ132413.9+252212	238905	-	13:24:14.00	25:22:12.0	Im	4999.0	23.35	17.88	16.46	15.82	12.00

Table A.1. continued.

jName	AGC	CGCG	R.A. (J2000)	DEC. (J2000)	Ty	$c_z$	$a$	$b$	$g$	$i$	Dist
(1)	(2)	(3)	hhmmss.ss	° ' "	(6)	km s <sup>-1</sup>	arcsec	arcsec	mag	mag	Mpc
			(4)	(5)		(7)	(8)	(9)	(10)	(11)	(12)
SDSSJ132507.3+255053	725589	-	13:25:07.36	25:50:53.3	Sa	7274.4	38.02	16.04	16.83	16.10	99.65
SDSSJ132638.8+270223	232100	-	13:26:38.85	27:02:23.5	Scd	6983.2	72.78	13.21	16.36	15.43	95.66
SDSSJ132651.2+263528	230341	161052	13:26:51.27	26:35:28.5	Pec	7022.0	33.70	18.70	14.92	14.23	96.19
SDSSJ132651.7+263527	-	161052	13:26:51.76	26:35:27.4	Pec	7093.2	51.67	18.70	16.08	15.30	96.17
SDSSJ132740.9+260341	725612	-	13:27:40.95	26:03:41.9	Sa	7242.2	48.17	20.06	16.14	15.24	99.21
SDSSJ132813.6+262723	732637	-	13:28:13.69	26:27:23.5	S0a	7424.4	27.75	26.61	16.40	15.55	101.7
SDSSJ132935.1+262435	8482	161066	13:29:35.11	26:24:35.8	S0a	7403.4	75.44	19.86	15.57	14.46	101.4
SDSSJ132937.6+262521	231921	-	13:29:37.67	26:25:21.5	Pec	7309.9	33.59	16.30	16.50	16.13	100.1
SDSSJ132939.1+254751	732645	-	13:29:39.14	25:47:51.1	Sm	7416.5	28.19	26.21	17.16	16.63	101.6
SDSSJ133013.6+262021	-	-	13:30:13.63	26:20:21.8	BCD	7402.5	20.06	7.595	18.00	17.05	101.4
SDSSJ133045.4+263117	231950	-	13:30:45.40	26:31:17.0	Sc	7429.2	48.54	20.86	16.05	15.43	101.8
SDSSJ133121.8+253708	230390	131009	13:31:21.82	25:37:08.8	Sbc	7538.1	62.34	53.03	14.78	14.11	103.3
SDSSJ133442.3+273421	234922	-	13:34:42.35	27:34:21.3	Sd	7947.3	31.06	29.83	16.36	15.67	108.9
SDSSJ133503.7+261757	732696	-	13:35:03.74	26:17:57.9	BCD	7537.8	21.01	19.08	16.65	16.29	103.3
SDSSJ133513.5+273748	8567	-	13:35:13.60	27:37:48.5	Scd	7630.8	44.54	34.16	16.31	15.52	104.5
SDSSJ133519.2+262529	8570	161082	13:35:19.25	26:25:29.1	Sab	7599.9	68.77	38.58	14.86	13.77	104.1
SDSSJ133524.0+275442	230450	161083	13:35:24.06	27:54:42.8	S0a	8038.5	66.36	27.73	15.30	14.20	110.1
SDSSJ133538.4+255230	230454	131014	13:35:38.41	25:52:30.9	Sbc	7679.1	73.16	30.82	15.15	14.09	105.2
SDSSJ133543.7+272433	231955	161085	13:35:43.77	27:24:33.9	Sc	8696.7	46.38	45.39	15.55	14.75	119.1
SDSSJ133642.0+263900	725635	-	13:36:42.03	26:39:00.5	Sd	7824.3	70.03	10.85	16.61	16.03	107.2
SDSSJ133703.6+271419	732709	-	13:37:03.62	27:14:19.2	Im	7741.2	27.37	20.65	17.48	17.00	106.0
SDSSJ133744.4+274711	231972	-	13:37:44.50	27:47:11.5	BCD	8288.7	39.97	16.16	16.43	15.70	113.5
SDSSJ133802.2+265327	-	-	13:38:02.21	26:53:27.7	Sm	8297.4	18.71	9.933	18.16	17.30	113.7
SDSSJ133803.0+262017	230493	-	13:38:03.10	26:20:17.4	BCD	7850.7	33.05	22.62	16.13	15.80	107.5
SDSSJ133803.9+264443	732717	-	13:38:03.90	26:44:43.0	Irr	7045.2	22.71	16.43	18.01	17.53	96.51
SDSSJ133829.6+260439	-	-	13:38:29.67	26:04:39.2	Sc	8813.7	35.70	12.72	17.06	16.01	120.7
SDSSJ133831.6+260619	-	131016	13:38:31.60	26:06:19.6	S0	8507.1	73.37	35.17	15.12	13.68	116.5
SDSSJ133858.5+262947	732728	-	13:38:58.51	26:29:47.1	BCD	5175.0	19.06	13.95	16.83	16.34	70.89
SDSSJ133923.3+265940	732731	-	13:39:23.38	26:59:40.5	Sm	7737.6	21.28	18.13	17.67	17.00	106.0
SDSSJ133944.1+274635	230529	161111	13:39:44.15	27:46:35.3	Sb	8464.2	47.15	44.84	14.56	13.89	115.9
SDSSJ133953.7+260813	725667	-	13:39:53.70	26:08:13.3	BCD	5193.6	16.88	14.80	17.51	16.84	71.15
SDSSJ134017.9+262058	8652	161116	13:40:17.96	26:20:58.5	Sa	8532.3	92.93	22.90	15.16	14.15	116.9
SDSSJ134043.8+255430	-	131023	13:40:43.89	25:54:30.1	S0a	9359.7	38.40	29.67	15.76	14.66	128.2
SDSSJ134045.4+255719	725682	-	13:40:45.45	25:57:19.2	S0a	8209.2	49.25	15.44	16.1	15.07	112.5
SDSSJ134046.8+255350	230546	131023	13:40:46.89	25:53:50.2	S0	8639.1	80.53	47.47	14.42	13.21	118.3
SDSSJ134051.1+242823	231440	131022	13:40:51.16	24:28:23.9	Sa	8129.7	59.01	54.71	14.44	13.46	111.4
SDSSJ134058.3+274335	-	-	13:40:58.37	27:43:35.1	Scd	8566.2	31.60	10.25	17.34	16.36	117.3
SDSSJ134104.1+274138	235067	-	13:41:04.16	27:41:38.0	BCD	8576.1	31.12	18.92	16.23	15.56	117.5
SDSSJ134118.8+260620	725697	-	13:41:18.89	26:06:20.3	BCD	8319.3	37.70	13.62	17.17	16.52	114.0
SDSSJ134138.1+244038	732741	-	13:41:38.17	24:40:38.2	BCD	5163.9	19.30	18.21	17.32	16.85	70.74
SDSSJ134145.2+270016	230573	161122	13:41:45.20	27:00:17.0	Sab	8700.3	65.04	41.09	14.69	13.67	119.2
SDSSJ134247.5+255322	725730	-	13:42:47.53	25:53:22.7	BCD	8048.1	26.00	23.47	16.72	16.13	110.2
SDSSJ134318.0+243741	-	-	13:43:18.07	24:37:41.7	Sdm	8675.1	28.44	17.37	17.07	16.23	118.8
SDSSJ134552.9+264630	230635	162005	13:45:52.90	26:46:30.0	Sbc	8942.7	45.42	32.15	15.13	14.30	122.5
SDSSJ134609.4+251254	235176	-	13:46:09.40	25:12:54.0	Sc	8416.2	31.71	21.69	16.34	15.77	115.3
SDSSJ134640.5+271436	238848	-	13:46:40.60	27:14:37.0	Im	5384.0	39.33	19.14	16.91	16.38	73.75
SDSSJ134704.5+245947	230653	132010	13:47:04.57	24:59:47.4	Sab	8767.8	47.47	46.04	15.15	14.39	120.1
SDSSJ134737.4+262910	725794	-	13:47:37.43	26:29:10.5	Sm	5147.7	23.17	11.87	17.38	16.69	70.52
SDSSJ134814.7+244639	8730	-	13:48:14.79	24:46:39.9	S0	8232.0	49.44	35.09	15.28	14.13	112.8
SDSSJ134835.6+240054	-	132016	13:48:35.60	24:00:54.0	E	6991.8	43.71	37.14	14.66	13.26	95.78
SDSSJ134849.1+240002	732784	-	13:48:49.10	24:00:02.0	Irr	6988.2	32.5	4.377	17.26	16.62	95.73
SDSSJ134914.7+244603	235285	-	13:49:14.77	24:46:03.1	Sc	8779.2	26.71	21.47	16.62	15.96	120.3
SDSSJ134918.0+240542	235288	-	13:49:18.01	24:05:42.7	Pec	8622.9	51.42	21.29	15.62	15.30	118.1
SDSSJ134924.6+244527	235294	-	13:49:24.67	24:45:27.2	Im	8252.7	31.96	15.52	17.50	16.71	113.1
SDSSJ134927.3+274952	725824	-	13:49:27.37	27:49:52.1	Scd	8208.9	43.77	39.86	15.77	15.08	112.5
SDSSJ134941.5+243318	-	-	13:49:41.57	24:33:18.3	Sdm	8179.5	26.65	13.70	17.58	17.08	112.0
SDSSJ134947.3+243236	235308	-	13:49:47.37	24:32:36.5	Sd	8236.5	50.18	13.70	16.75	16.17	112.8
SDSSJ135016.9+244940	749466	-	13:50:16.90	24:49:40.0	BCD	8854.0	28.81	19.80	16.87	16.55	121.3
SDSSJ135030.8+245746	-	132019	13:50:30.80	24:57:46.5	E	8921.1	49.15	41.71	15.02	13.78	122.2
SDSSJ135030.9+245834	231515	132019	13:50:31.00	24:58:35.0	E	8937.0	56.31	47.77	14.64	13.41	122.4
SDSSJ135036.8+245738	-	-	13:50:36.83	24:57:38.1	dE	8958.9	20.03	15.04	17.13	16.06	122.7
SDSSJ135051.3+270230	725842	-	13:50:51.30	27:02:30.0	BCD	4778.1	32.86	9.263	17.70	17.11	65.45
SDSSJ135107.4+240105	231076	132024	13:51:07.46	24:01:05.7	Sb	8480.1	58.01	32.28	14.87	13.92	116.2
SDSSJ135121.4+242220	732795	-	13:51:21.46	24:22:20.2	Sdm	8285.7	52.67	6.029	18.19	17.61	113.5
SDSSJ135222.8+242803	235377	-	13:52:22.80	24:28:03.0	Sbc	8893.8	31.34	28.70	16.25	15.54	121.8
SDSSJ135455.8+250721	231958	132044	13:54:55.80	25:07:21.5	E	8746.5	72.48	42.52	14.73	13.38	119.8
SDSSJ135457.4+250226	732815	-	13:54:57.40	25:02:26.0	Irr	8998.2	33.32	32.03	16.65	15.78	123.3
SDSSJ135503.6+250851	-	-	13:55:03.63	25:08:51.5	dS0	9210.3	32.91	14.31	16.73	15.54	126.2
SDSSJ135529.7+250424	8842	132047	13:55:29.70	25:04:25.0	Sc	8856.0	142.7	35.00	14.79	13.63	121.3
SDSSJ135531.7+250735	231588	-	13:55:31.79	25:07:35.8	Sbc	8860.8	41.87	36.71	15.67	15.10	121.4
SDSSJ135532.5+250427	-	-	13:55:32.52	25:04:27.4	S0	8610.0	12.19	8.670	15.61	14.45	117.9
SDSSJ135534.3+250259	-	132048	13:55:34.39	25:02:59.2	Sa	8749.2	44.79	28.69	15.41	14.34	119.9
SDSSJ135535.0+264140	231016	-	13:55:35.10	26:41:40.9	BCD	5099.0	29.67	18.43	15.93	15.28	69.85



Table A.1. continued.

jName	AGC	CGCG	R.A. (J2000)	DEC. (J2000)	Ty	$c_z$	$a$	$b$	$g$	$i$	Dist
(1)	(2)	(3)	hhmmss.ss	° ' "	(6)	km s <sup>-1</sup>	arcsec	arcsec	mag	mag	Mpc
(1)	(2)	(3)	(4)	(5)	(6)	(7)	(8)	(9)	(10)	(11)	(12)
SDSSJ135536.0+251627	235452	-	13:55:36.08	25:16:27.6	BCD	8439.0	24.03	16.56	17.11	16.72	115.6
SDSSJ135540.5+250910	-	132049	13:55:40.56	25:09:11.0	S0a	8975.4	69.29	42.61	14.86	13.7	123.0
SDSSJ135546.3+250906	-	132051	13:55:46.34	25:09:06.9	Sa	9275.7	77.95	32.60	14.84	13.69	127.1
SDSSJ135546.7+252226	725929	-	13:55:46.70	25:22:26.9	Sb	8480.7	38.40	22.29	16.34	15.48	116.2
SDSSJ135610.6+242937	8855	132053	13:56:10.60	24:29:37.8	Sab	8348.1	83.37	20.01	15.28	14.36	114.4
SDSSJ135649.1+255457	725949	132056	13:56:49.15	25:54:57.2	Sa	8706.9	43.42	37.38	14.93	13.98	119.3
SDSSJ135715.3+241525	8873	132058	13:57:15.40	24:15:26.0	Sab	8891.0	127.1	26.34	14.60	13.55	121.8
SDSSJ135737.7+242603	235479	-	13:57:37.77	24:26:03.7	BCD	8699.1	20.40	17.25	17.10	16.62	119.2
SDSSJ135739.6+254628	8879	132059	13:57:39.69	25:46:28.9	Sbc	8604.6	125.0	22.61	15.20	14.11	117.9
SDSSJ135750.4+264240	725974	-	13:57:50.41	26:42:40.7	BCD	5076.3	23.12	19.15	16.62	16.12	69.54
SDSSJ140211.0+251935	231608	132072	14:02:11.03	25:19:35.4	Sa	8831.7	60.05	36.18	15.07	14.16	121.0
SDSSJ140322.9+261817	726051	-	14:03:22.90	26:18:17.0	S0a	8710.5	35.58	22.93	15.88	14.96	119.3
SDSSJ140350.6+252316	732876	-	14:03:50.63	25:23:16.4	BCD	4974.9	21.64	11.80	18.08	17.59	68.15
SDSSJ140436.8+275406	240053	162056	14:04:36.85	27:54:06.4	Sc	4587.3	66.24	22.63	15.43	14.80	62.84
SDSSJ140543.1+251352	241379	132075	14:05:43.16	25:13:52.9	S0a	8941.5	56.56	52.52	14.71	13.59	122.5
SDSSJ140551.6+251537	732886	-	14:05:51.66	25:15:37.1	Sm	8864.4	29.69	27.33	16.85	16.20	121.4
SDSSJ140751.0+262945	726116	-	14:07:51.00	24:07:16.0	Sa	8738.7	42.37	27.03	16.01	15.21	119.7
SDSSJ140848.8+271517	241596	162064	14:08:48.87	27:15:17.6	Sab	6748.5	76.70	19.08	15.92	15.18	92.45
SDSSJ141057.2+252950	9073	133001	14:10:57.23	25:29:50.0	Scd	9295.8	76.85	62.67	14.04	13.03	127.3
SDSSJ141105.1+252857	241189	-	14:11:05.13	25:28:58.0	Sbc	8837.4	41.71	28.56	16.08	15.38	121.1
SDSSJ141316.0+270029	9101	163007	14:13:16.09	27:00:29.1	Sb	5289.3	130.3	57.00	13.88	13.04	72.46
SDSSJ141426.4+260453	726292	-	14:14:26.43	26:04:53.8	BCD	5277.6	27.47	15.03	17.37	16.77	72.30
SDSSJ141501.0+264300	242111	-	14:15:01.09	26:43:00.7	Sd	5187.3	77.52	10.55	16.47	15.46	71.06
SDSSJ141614.3+253244	241200	133021	14:16:14.33	25:32:44.2	Sb	5180.1	71.49	22.42	15.08	14.30	70.96
SDSSJ141715.4+253353	732906	-	14:17:15.48	25:33:53.6	Sdm	4519.5	69.50	18.75	16.48	15.82	61.91
SDSSJ141758.7+262445	9150	163018	14:17:58.70	26:24:45.4	Sc	4465.8	87.54	38.22	13.48	12.72	61.18
SDSSJ141759.5+250812	9149	133025	14:17:59.55	25:08:12.7	S0a	4953.9	98.37	86.46	13.12	12.13	67.86
SDSSJ141825.5+253006	241202	-	14:18:25.60	25:30:06.8	Pec	4457.0	72.99	24.44	15.39	14.81	61.05
SDSSJ141828.4+262945	732912	-	14:18:28.40	26:29:45.0	BCD	4377.0	23.31	14.93	16.68	15.94	59.96
SDSSJ141842.3+245519	-	-	14:18:42.40	24:55:19.8	BCD	4487.7	32.60	23.74	16.21	15.48	61.48
SDSSJ141847.8+245625	9165	133030	14:18:47.82	24:56:25.4	Sb	5435.1	99.27	30.53	14.50	13.28	74.45
SDSSJ141901.3+245637	240256	-	14:19:01.39	24:56:37.4	Sc	5366.7	61.89	27.35	15.64	15.13	73.52
SDSSJ141912.7+244755	9166	133032	14:19:12.79	24:47:55.4	Sb	5164.5	128.3	34.88	14.13	13.01	70.75
SDSSJ141921.6+275223	726386	-	14:19:21.68	27:52:23.5	Sc	8800.8	49.36	30.90	15.95	15.49	120.6
SDSSJ142049.0+255731	241085	133035	14:20:49.04	25:57:31.7	Sb	4457.4	72.48	26.97	15.43	14.44	61.06
SDSSJ142152.8+240626	241969	-	14:21:52.81	24:06:26.6	BCD	5248.8	39.78	25.91	15.56	14.82	71.90
SDSSJ142206.7+265948	726428	-	14:22:06.70	26:59:48.0	Irr	8958.3	48.89	30.19	16.07	15.35	122.7
SDSSJ142250.7+244509	245616	-	14:22:50.80	24:45:09.1	Im	4338.6	38.61	14.23	16.93	16.05	59.43
SDSSJ142314.5+270825	726451	-	14:23:14.50	27:08:25.0	BCD	8856.3	19.97	18.44	16.61	15.36	121.3
SDSSJ142321.0+270711	-	-	14:23:21.00	27:07:11.0	BCD	8993.4	31.32	13.80	16.99	16.35	123.2
SDSSJ142422.9+243650	9230	133049	14:24:22.94	24:36:50.8	Sab	5067.0	153.4	50.82	13.51	12.55	69.41
SDSSJ142448.8+261339	-	-	14:24:48.86	26:13:39.3	BCD	4761.0	20.18	15.50	17.09	16.29	65.22
SDSSJ142456.6+250129	9236	133051	14:24:56.60	25:01:29.2	Sbc	4479.0	105.6	29.78	14.88	14.02	61.36
SDSSJ142519.7+274030	732935	-	14:25:19.70	27:40:30.0	Irr	8935.8	26.39	17.28	17.08	16.52	122.4
SDSSJ142539.4+252242	240334	133053	14:25:39.40	25:22:42.0	Pec	4976.7	67.02	23.96	15.18	14.56	68.17
SDSSJ142606.0+271439	732937	-	14:26:06.00	27:14:39.0	Irr	4826.7	35.03	22.56	17.17	16.71	66.12
SDSSJ142619.7+252402	245731	-	14:26:19.80	25:24:02.9	BCD	4964.1	35.65	28.00	15.52	15.14	68.00
SDSSJ142725.9+253052	9265	133059	14:27:25.96	25:30:52.1	S0a	4758.0	94.83	34.05	14.72	13.67	65.18
SDSSJ142727.6+275914	749334	-	14:27:27.60	27:59:15.0	Im	7010.0	20.91	16.55	17.27	16.72	96.03
SDSSJ142750.3+255235	-	-	14:27:50.30	25:52:35.4	dE	4129.2	24.68	22.48	16.75	15.66	56.56
SDSSJ142750.8+255017	-	133060	14:27:50.81	25:50:17.1	S0a	4422.3	66.64	37.98	14.79	13.62	60.58
SDSSJ142755.9+255743	749335	-	14:27:56.00	25:57:43.9	Sc	5095.0	35.85	25.03	16.51	16.09	69.79
SDSSJ142758.8+255158	241495	-	14:27:58.86	25:51:58.8	Scd	4602.3	57.82	17.83	16.27	15.75	63.05
SDSSJ142759.9+271419	240383	-	14:27:59.97	27:14:19.5	Sd	4094.1	60.99	13.46	16.45	15.74	56.08
SDSSJ142800.2+253244	245775	-	14:28:00.29	25:32:44.8	Pec	4497.6	50.02	19.67	16.03	15.69	61.61
SDSSJ142805.1+254949	-	-	14:28:05.11	25:49:49.7	dS0	4545.9	35.96	29.01	16.24	15.18	62.27
SDSSJ142807.2+255207	-	133062	14:28:07.23	25:52:07.6	S0	4377.3	69.33	36.82	13.88	12.66	59.96
SDSSJ142808.5+264057	732944	-	14:28:08.59	26:40:57.9	Sd	4653.6	71.80	17.51	16.09	15.23	63.75
SDSSJ142810.0+265608	240384	163056	14:28:10.03	26:56:08.8	Sc	4424.4	66.93	34.43	15.35	14.74	60.61
SDSSJ142831.6+272432	9283	163058	14:28:31.70	27:24:33.0	Sa	4351.0	169.2	63.68	12.82	11.57	59.60
SDSSJ142846.6+271502	-	-	14:28:46.66	27:15:02.4	Sab	4419.9	47.44	21.81	15.46	14.47	60.55
SDSSJ142852.8+275003	726607	-	14:28:52.82	27:50:03.9	Pec	4670.7	42.27	29.88	15.96	15.50	63.98
SDSSJ142857.0+253312	9294	133070	14:28:57.00	25:33:12.3	Sbc	4135.5	89.36	49.30	14.53	13.75	56.65
SDSSJ142907.7+272646	240406	-	14:29:07.77	27:26:46.0	Pec	4266.0	36.66	31.24	16.14	15.61	58.44
SDSSJ142931.3+260306	-	-	14:29:31.39	26:03:06.8	Im	3970.5	21.68	11.91	17.78	17.10	54.39
SDSSJ142936.1+260349	240410	-	14:29:36.20	26:03:49.9	Sbc	4900.8	34.53	27.48	15.70	15.16	67.13
SDSSJ143002.4+245305	245825	-	14:30:02.43	24:53:05.7	Sbc	4616.1	36.37	33.18	16.25	15.48	63.23
SDSSJ143011.1+273154	9317	163067	14:30:11.12	27:31:54.2	Sc	4432.8	79.43	75.86	14.11	13.39	60.72
SDSSJ143100.6+252924	9340	133081	14:31:00.68	25:29:24.3	Sd	4554.3	67.86	62.09	14.48	13.76	62.39
SDSSJ143103.9+262706	242166	-	14:31:03.90	26:27:06.0	Irr	4210.5	34.85	13.36	17.46	16.96	57.68
SDSSJ143106.1+252118	9342	133082	14:31:06.14	25:21:18.4	Sb	4505.1	137.8	39.54	14.07	12.97	61.71
SDSSJ143108.8+271412	240425	163071	14:31:08.88	27:14:12.3	Pec	4499.4	55.89	25.92	14.55	14.36	61.64
SDSSJ143146.8+253259	726671	-	14:31:46.87	25:32:59.7	Sd	4744.5	41.85	8.654	17.41	16.78	64.99

Table A.1. continued.

jName	AGC	CGCG	R.A. (J2000)	DEC. (J2000)	Ty	$cz$	$a$	$b$	$g$	$i$	Dist
(1)	(2)	(3)	hhmmss.ss	° ' "	(6)	km s <sup>-1</sup>	arcsec	arcsec	mag	mag	Mpc
(1)	(2)	(3)	(4)	(5)	(6)	(7)	(8)	(9)	(10)	(11)	(12)
SDSSJ143215.0+261935	241971	-	14:32:15.10	26:19:35.8	Pec	4797.0	48.10	34.32	15.13	14.56	65.71
SDSSJ143227.4+272538	240445	163076	14:32:27.42	27:25:38.8	Sbc	4260.3	42.32	39.40	14.52	13.94	58.36
SDSSJ143233.4+251552	732960	-	14:32:33.41	25:15:52.6	BCD	4338.3	24.22	21.84	16.74	16.05	59.43
SDSSJ143317.1+254221	732965	-	14:33:17.19	25:42:21.7	Im	4821.0	26.82	12.51	17.70	17.31	66.04
SDSSJ143320.0+250300	732966	-	14:33:20.00	25:03:00.0	Irr	4328.1	26.42	20.81	17.00	16.91	59.29
SDSSJ143320.5+261228	241204	-	14:33:20.58	26:12:28.6	Sc	4817.1	88.37	32.86	15.03	14.43	65.99
SDSSJ143326.4+253917	726697	-	14:33:26.49	25:39:17.1	BCD	4920.3	23.57	17.64	16.97	16.25	67.40
SDSSJ143412.6+252804	9378	133088	14:34:12.65	25:28:04.0	Sbc	4965.3	45.09	27.45	13.91	12.92	68.02
SDSSJ143417.1+271705	732972	-	14:34:17.14	27:17:05.7	Im	4464.9	41.69	28.63	16.27	15.73	61.16
SDSSJ143437.2+240833	245949	-	14:34:37.22	24:08:33.4	Sc	6036.3	99.01	15.31	16.31	15.69	82.69
SDSSJ143448.7+240007	245955	-	14:34:48.77	24:00:07.4	Im	7824.0	23.21	17.77	17.49	16.89	107.2
SDSSJ143705.1+245841	240532	133097	14:37:05.17	24:58:41.2	S0a	4397.1	92.97	25.89	15.16	14.15	60.23
SDSSJ143937.2+243218	9449	134009	14:39:37.27	24:32:18.6	Sbc	4476.3	89.97	19.37	15.33	14.49	61.32
SDSSJ143953.4+255809	733018	-	14:39:53.40	25:58:09.0	Irr	4771.2	23.78	19.99	17.25	16.80	65.36
SDSSJ143958.7+242105	242173	-	14:39:58.72	24:21:05.1	Sdm	4481.1	43.97	37.04	16.17	15.71	61.38
SDSSJ144033.9+273300	733031	-	14:40:33.95	27:33:00.0	BCD	4590.0	27.51	20.00	17.12	16.52	62.88
SDSSJ144217.9+253033	241234	134016	14:42:17.92	25:30:33.5	Sa	7888.2	51.75	35.26	14.76	13.9	108.1
SDSSJ144254.1+241236	249390	-	14:42:54.10	24:12:36.0	BCD	5644.0	12.20	8.033	18.18	17.46	77.32
SDSSJ144532.8+254105	242167	-	14:45:32.88	25:41:05.8	Sm	4241.4	44.00	34.74	15.93	15.56	58.10
SDSSJ144633.7+254209	242174	-	14:46:33.70	25:42:09.0	Irr	4236.3	20.75	16.01	16.84	16.37	58.03
SDSSJ144709.4+254009	9527	-	14:47:09.41	25:40:09.4	Sd	4401.6	59.19	16.84	15.87	15.38	60.30
SDSSJ144931.5+273753	-	-	14:49:31.58	27:37:53.9	BCD	8873.1	14.63	13.82	17.96	17.05	121.5
SDSSJ144954.2+274202	246210	-	14:49:54.20	27:42:02.0	Sb	8877.0	39.34	37.37	15.81	14.97	121.6
SDSSJ145034.1+244917	240764	134042	14:50:34.10	24:49:17.4	Sbc	6213.6	70.08	28.66	15.38	14.98	85.12
SDSSJ145332.8+240034	733225	-	14:53:32.83	24:00:34.5	S0a	5240.1	29.04	27.55	16.42	15.18	71.78
SDSSJ145444.7+240545	9594	134054	14:54:44.70	24:05:46.0	Scd	5186.0	63.32	53.36	14.53	13.72	71.04
SDSSJ145535.6+243003	733261	-	14:55:35.64	24:30:03.9	Sd	5027.7	50.64	14.18	16.91	16.49	68.87
SDSSJ145547.4+245403	733265	-	14:55:47.45	24:54:03.9	BCD	5013.3	15.42	13.75	17.50	17.18	68.68
SDSSJ145552.3+244310	9606	-	14:55:52.33	24:43:10.9	Sb	4834.2	74.39	24.99	15.60	14.40	66.22
SDSSJ145803.8+250047	733312	-	14:58:03.83	25:00:47.4	BCD	4185.3	21.08	10.15	17.73	17.10	57.33
SDSSJ145817.8+244254	749490	-	14:58:17.90	24:42:54.7	Sc	4854.0	59.96	18.72	16.42	15.79	66.49
SDSSJ145836.4+242240	733326	-	14:58:36.47	24:22:40.6	Sab	5186.7	38.09	13.93	16.42	15.32	71.05
SDSSJ145934.3+270658	9644	164050	14:59:34.33	27:06:58.5	Sa	6670.8	80.63	75.04	14.45	13.54	91.38
SDSSJ150145.1+260014	733380	-	15:01:45.13	26:00:14.2	Im	6789.3	31.35	17.86	17.36	16.60	93.00
SDSSJ150153.6+255751	9662	134066	15:01:53.70	25:57:52.0	Sab	6620.0	98.98	62.73	13.47	12.55	90.68
SDSSJ150448.9+251405	733465	-	15:04:48.96	25:14:05.1	Sd	4488.0	29.13	11.10	17.73	16.94	61.48
SDSSJ150609.3+254658	9705	135011	15:06:09.37	25:46:58.0	S0a	6651.6	68.73	41.73	14.55	13.42	91.12
SDSSJ151204.6+253745	733590	-	15:12:04.63	25:37:45.0	Sdm	6688.5	56.87	23.05	16.43	15.57	91.62
SDSSJ151211.6+243344	727025	-	15:12:11.61	24:33:44.2	BCD	7592.1	32.03	13.56	17.10	17.14	104.0
SDSSJ151357.3+271516	733612	-	15:13:57.30	27:15:16.0	Sm	6777.6	31.92	9.639	18.02	17.56	92.84
SDSSJ151408.2+254158	250366	135030	15:14:08.23	25:41:58.6	Sbc	6678.0	96.75	17.82	15.57	14.26	91.48
SDSSJ151433.2+254621	733620	135035	15:14:33.29	25:46:21.5	Sab	6723.3	46.38	19.39	15.70	14.79	92.10
SDSSJ151441.9+254301	733623	-	15:14:41.95	25:43:01.6	Sd	6832.8	90.14	12.33	16.58	15.96	93.60
SDSSJ151530.7+252720	252011	135038	15:15:30.75	25:27:20.4	Sbc	6770.1	52.70	37.82	15.08	14.38	92.74
SDSSJ151618.6+245209	250405	135039	15:16:18.66	24:52:09.6	Pec	6854.4	59.30	17.98	14.89	14.43	93.90
SDSSJ151618.8+245040	-	-	15:16:18.85	24:50:40.0	Sb	6760.0	34.32	19.69	16.11	15.46	92.60
SDSSJ151659.1+242917	250425	-	15:16:59.15	24:29:17.4	BCD	6507.3	33.74	29.88	14.95	14.24	89.14
SDSSJ152057.6+242637	733690	-	15:20:57.62	24:26:37.2	Im	5461.5	25.87	21.88	17.07	16.41	74.82
SDSSJ153033.7+251540	727136	-	15:30:33.75	25:15:40.7	Sbc	6813.6	65.55	15.48	16.14	15.38	93.34
SDSSJ153035.8+264408	733730	-	15:30:35.84	26:44:08.5	Sbc	7168.5	52.30	11.90	16.88	15.86	98.20
SDSSJ153909.5+244951	727221	-	15:39:09.58	24:49:51.0	BCD	4876.2	35.90	15.39	16.36	15.67	66.80
SDSSJ153926.0+245636	727227	-	15:39:26.07	24:56:36.9	Pec	6797.7	40.22	23.27	15.87	15.13	93.12
SDSSJ153927.6+245651	-	136042	15:39:27.60	24:56:52.0	Sb	6931.0	53.82	38.59	14.80	13.80	94.95
SDSSJ154037.0+262055	252480	166029	15:40:37.04	26:20:55.4	Sb	4080.9	61.40	30.23	15.67	15.00	55.90
SDSSJ154253.0+242613	727252	-	15:42:53.00	24:26:13.0	Irr	6988.8	29.83	19.96	16.73	16.45	95.74
SDSSJ154311.0+240709	727256	-	15:43:11.08	24:07:09.6	Sb	7221.0	37.72	26.72	16.12	15.49	98.92
SDSSJ154454.9+242121	727273	-	15:44:54.91	24:21:21.4	Sc	6756.9	41.18	34.35	15.95	15.52	92.56
SDSSJ154523.2+243024	251210	136068	15:45:23.27	24:30:24.3	Sb	6907.2	57.68	35.01	15.12	14.19	94.62
SDSSJ154814.8+261650	255016	-	15:48:14.80	26:16:50.0	BCD	6723.6	28.35	11.17	17.24	16.74	92.10
SDSSJ154929.0+245236	727310	-	15:49:29.10	24:52:36.9	Sbc	7062.9	39.67	26.66	16.28	15.60	96.75
SDSSJ155108.3+254320	10063	-	15:51:08.40	25:43:20.6	Pec	6483.0	57.19	15.57	16.29	15.63	88.81
SDSSJ155113.2+254206	10064	136098	15:51:13.28	25:42:06.9	S0	6450.0	91.58	35.55	14.45	13.17	88.36
SDSSJ155128.6+254912	749351	-	15:51:28.66	25:49:12.6	Im	6655.8	47.83	17.36	16.99	16.20	91.18
SDSSJ155153.0+255841	252190	136102	15:51:53.04	25:58:42.0	Sb	6605.4	86.46	39.82	15.22	14.46	90.48
SDSSJ155333.7+255012	749353	-	15:53:33.80	25:50:12.8	Sd	7112.0	45.15	11.19	17.32	16.61	97.42
SDSSJ155554.8+265759	10096	167004	15:55:54.86	26:57:59.4	Sbc	6514.5	83.43	37.76	14.58	13.67	89.24
SDSSJ155652.6+243942	255250	-	15:56:52.67	24:39:42.6	Sc	7431.0	60.78	11.28	16.30	15.28	101.8
SDSSJ155843.6+264905	251402	167009	15:58:43.70	26:49:05.3	S0a	4252.8	69.32	46.95	14.35	13.21	58.26

**Table A.2.**  $H\alpha$  observational specifications of the 724 target galaxies.

jName	AGC	CGCG	Date yymmdd	ON					OFF					n
				Filter Å	$T_{\text{exp}}$ sec	$N_{\text{exp}}$	A.M.	$\log(Zp)$ erg cm <sup>-2</sup> s <sup>-1</sup>	Seeing arcsec	$T_{\text{exp}}$ sec	$N_{\text{exp}}$	Seeing arcsec		
(1)	(2)	(3)	(4)	(5)	(6)	(7)	(8)	(9)	(10)	(11)	(12)	(13)	(14)	
SDSSJ100016.4+244850	721965	-	2014-04-28	6723	600	3	1.007	-15.36	1.5	60	3	1.5	0.80	
SDSSJ100415.8+241416	721890	-	2011-03-27	6730	600	3	1.098	-14.65	1.7	300	1	1.8	0.18	
SDSSJ100445.2+255832	-	-	2013-04-08	6723	300	3	1.006	-15.41	1.6	60	3	1.7	0.40	
SDSSJ100531.9+254758	721912	-	2012-03-24	6683	600	3	1.030	-15.25	2.1	180	3	2.1	0.29	
SDSSJ100534.4+273051	5437	-	2011-03-28	6723	600	3	1.036	-15.35	1.9	180	1	1.6	0.15	
SDSSJ100723.0+244558	721938	-	2012-04-17	6723	600	3	1.033	-	1.6	60	5	1.4	1.09	
SDSSJ100909.7+273550	721947	-	2011-04-02	6730	600	3	1.002	-14.61	1.1	300	3	1.5	0.19	
SDSSJ101023.6+270702	721960	-	2011-04-03	6730	600	3	1.082	-14.47	2.2	300	1	2.1	0.17	
SDSSJ101027.9+275721	5484	153027	2011-03-25	6690	600	3	1.213	-14.66	1.8	300	1	1.6	0.16	
SDSSJ101040.3+242450	5488	123020	2011-04-06	6730	600	3	1.061	-14.60	1.3	300	1	1.4	0.16	
SDSSJ101049.1+272019	721965	-	2013-05-11	6683	600	3	1.097	-15.37	1.7	120	3	1.5	0.43	
SDSSJ101058.8+253015	721966	-	2011-03-29	6683	300	3	1.093	-15.36	2.1	180	1	1.6	0.13	
SDSSJ101217.6+243513	5499	153029	2011-03-25	6683	300	3	1.023	-15.36	2.6	180	1	2.2	0.27	
SDSSJ101442.9+244235	731440	-	2013-04-07	6723	360	3	1.027	-15.41	2.2	60	3	3.2	0.42	
SDSSJ101532.7+244325	731441	-	2012-03-27	6683	600	3	1.074	-15.19	2.2	180	3	2.1	0.27	
SDSSJ101608.6+243831	722014	-	2011-03-26	6723	300	3	1.145	-15.35	1.8	180	1	1.8	0.13	
SDSSJ101620.8+245523	201773	-	2011-03-28	6730	600	3	1.227	-14.66	1.6	300	1	1.2	0.18	
SDSSJ101901.9+250214	722056	-	2011-03-27	6723	420	3	1.025	-15.35	2.1	180	1	2.0	0.20	
SDSSJ102003.6+253418	-	-	2013-04-13	6683	300	3	1.007	-15.41	1.8	60	3	2.1	0.55	
SDSSJ102011.0+274901	5580	154003	2011-03-25	6690	600	3	1.105	-14.66	3.0	300	1	2.3	0.16	
SDSSJ102016.6+243550	722076	-	2013-04-08	6683	300	3	1.049	-15.41	1.8	60	3	1.6	0.39	
SDSSJ102021.9+243251	722077	-	2014-04-25	6683	420	3	1.007	-15.36	1.6	60	3	1.4	0.55	
SDSSJ102042.5+245517	-	-	2013-04-13	6723	300	3	1.020	-15.41	1.6	60	3	1.7	0.36	
SDSSJ102200.3+255221	201373	-	2011-03-29	6723	300	3	1.073	-15.35	1.9	180	1	1.8	0.13	
SDSSJ102209.2+241430	722130	-	2011-04-02	6730	600	3	1.011	-14.61	1.0	300	1	1.3	0.17	
SDSSJ102350.2+261302	722161	-	2013-04-12	6683	420	3	1.018	-15.41	1.3	60	3	1.2	0.56	
SDSSJ102423.6+265645	722174	-	2012-04-23	6683	300	3	1.026	-15.33	1.3	60	3	1.3	0.40	
SDSSJ102425.9+242428	722177	-	2011-03-31	6723	420	3	1.126	-15.35	1.6	180	1	1.7	0.19	
SDSSJ102429.6+242523	-	-	2011-03-31	6723	420	3	1.126	-15.35	1.7	180	1	1.7	0.19	
SDSSJ102432.0+241413	201401	124019	2013-04-08	6723	300	6	1.032	-15.41	1.4	60	6	1.5	0.28	
SDSSJ102613.7+275307	5647	154014	2011-03-26	6723	420	3	1.024	-15.35	2.0	180	1	1.7	0.16	
SDSSJ102715.8+253106	202047	-	2011-03-31	6723	480	3	1.069	-15.35	1.7	180	1	1.6	0.22	
SDSSJ102744.0+270836	5670	-	2012-04-17	6723	420	3	1.015	-15.33	1.7	60	3	1.4	0.54	
SDSSJ102826.7+242437	731453	-	2012-04-20	6723	420	3	1.007	-15.33	1.2	60	3	1.1	0.54	
SDSSJ102852.0+264734	722227	-	2011-03-28	6683	420	3	1.025	-15.36	1.8	180	1	1.8	0.19	
SDSSJ102852.7+262011	5679	154018	2011-03-27	6730	600	3	1.057	-14.65	1.8	300	1	2.0	0.18	
SDSSJ102912.6+252351	722231	-	2011-03-27	6723	600	3	1.170	-15.35	2.4	180	1	2.0	0.27	
SDSSJ102916.8+260557	5684	124029	2011-03-26	6690	600	3	1.044	-14.65	3.0	300	1	2.1	0.15	
SDSSJ102923.0+260413	-	-	2011-03-26	6690	600	3	1.044	-14.65	3.0	300	1	2.1	0.15	
SDSSJ103019.7+261607	208384	-	2011-03-29	6723	600	3	1.046	-15.35	1.7	300	1	1.5	0.17	
SDSSJ103103.6+255449	-	-	2012-04-21	6723	420	3	1.006	-15.33	1.4	60	3	1.6	0.51	
SDSSJ103105.5+255258	-	-	2012-04-21	6723	420	3	1.006	-15.33	1.4	60	3	1.6	0.51	
SDSSJ103115.9+255138	722257	-	2012-04-21	6723	420	3	1.006	-15.33	1.4	60	3	1.6	0.51	
SDSSJ103118.6+255112	-	124033	2012-04-21	6723	420	3	1.006	-15.33	1.4	60	3	1.6	0.51	
SDSSJ103129.9+245209	5711	124034	2011-03-27	6723	600	3	1.080	-15.35	2.7	180	3	2.3	0.19	
SDSSJ103138.8+255902	5713	124035	2011-03-28	6730	600	3	1.119	-14.66	2.5	300	1	1.5	0.18	
SDSSJ103216.0+252019	731458	-	2014-04-25	6723	600	3	1.009	-15.36	1.4	60	3	1.1	0.80	
SDSSJ103227.2+254420	731459	-	2013-04-11	6723	420	3	1.067	-15.41	1.8	60	3	2.1	0.55	
SDSSJ103353.6+240119	202002	124037	2012-04-18	6683	360	3	1.019	-15.33	1.3	60	3	1.3	0.47	
SDSSJ103509.4+250217	722317	124039	2013-04-09	6683	360	3	1.035	-15.41	3.5	60	3	4.0	0.50	
SDSSJ103819.0+242239	749414	-	2013-04-11	6683	300	3	1.019	-15.41	1.7	60	3	1.5	0.39	
SDSSJ103934.0+270302	731468	-	2013-05-12	6723	600	3	1.024	-15.35	1.7	120	4	1.7	0.45	
SDSSJ103939.0+251921	5800	124049	2011-03-26	6683	300	3	1.145	-15.36	2.1	180	1	1.8	0.28	
SDSSJ103942.3+264338	200506	154037	2011-04-05	6690	600	3	1.069	-14.58	1.4	300	1	1.2	0.16	
SDSSJ103953.2+272239	731470	-	2011-03-26	6683	600	3	1.080	-15.36	2.0	300	1	2.0	0.16	
SDSSJ103957.9+240528	5803	124051	2011-03-28	6730	600	3	1.064	-14.66	2.6	300	1	2.1	0.17	
SDSSJ104022.9+272717	722438	-	2013-04-10	6723	420	3	1.013	-15.41	2.3	60	3	2.2	0.53	
SDSSJ104039.3+244525	731471	-	2013-04-12	6683	480	3	1.008	-15.41	1.3	60	3	1.3	0.57	
SDSSJ104107.3+255825	722456	-	2013-04-10	6683	360	3	1.005	-15.41	2.4	60	3	2.2	0.47	
SDSSJ104244.6+265036	200539	154040	2013-04-09	6683	300	3	1.015	-15.41	3.7	60	3	4.7	0.39	
SDSSJ104331.4+251524	722499	-	2012-04-23	6683	300	3	1.015	-15.33	1.4	60	3	1.2	0.38	
SDSSJ104401.8+262606	722504	-	2013-04-11	6723	300	3	1.007	-15.41	1.7	60	3	1.6	0.33	
SDSSJ104431.7+260508	201194	-	2013-04-13	6683	480	3	1.016	-15.41	1.5	60	3	1.5	0.62	
SDSSJ104436.9+261054	5855	124064	2011-03-29	6723	300	3	1.029	-15.35	2.0	180	1	1.8	0.13	
SDSSJ104442.9+241225	731494	-	2013-04-14	6683	300	3	1.071	-15.41	1.6	60	3	1.5	0.39	
SDSSJ104532.2+240900	201600	125004	2012-04-17	6723	360	3	1.015	-15.33	1.5	60	3	1.4	0.44	
SDSSJ104548.7+254748	722525	-	2013-04-12	6723	480	3	1.005	-15.41	1.4	60	3	1.2	0.73	
SDSSJ104607.3+255417	5874	125007	2011-04-03	6730	600	3	1.056	-14.47	2.1	300	1	2.2	0.18	
SDSSJ104627.3+263530	722534	-	2013-04-15	6723	480	4	1.072	-15.41	1.4	60	3	1.2	0.68	
SDSSJ104702.5+263234	5884	155007	2011-03-25	6730	600	3	1.033	-14.66	1.2	300	1	1.7	0.18	
SDSSJ104739.3+261741	5894	155010	2011-03-28	6723	420	3	1.020	-15.35	1.9	180	1	1.7	0.13	

Table A.2. continued.

jName	AGC	CGCG	Date yymmdd	ON					OFF				n
				Filter Å	$T_{\text{exp}}$ sec	$N_{\text{exp}}$	A.M.	$\log(Zp)$ erg cm $^{-2}$ s $^{-1}$	Seeing arcsec	$T_{\text{exp}}$ sec	$N_{\text{exp}}$	Seeing arcsec	
(1)	(2)	(3)	(4)	(5)	(6)	(7)	(8)	(9)	(10)	(11)	(12)	(13)	(14)
SDSSJ104752.6+261503	200580	155013	2011-04-03	6730	600	4	1.013	-14.47	2.5	300	1	1.8	0.15
SDSSJ104823.6+262446	722554	-	2011-03-29	6723	420	3	1.013	-15.35	1.7	180	1	1.6	0.18
SDSSJ104827.2+263501	5912	155016	2011-03-27	6730	600	3	1.032	-14.65	1.8	300	1	1.9	0.17
SDSSJ104835.3+264727	722556	-	2011-03-28	6723	600	3	1.004	-15.35	1.8	300	1	1.7	0.16
SDSSJ104844.2+260313	200591	-	2011-03-25	6723	300	3	1.028	-15.36	1.7	180	1	2.1	0.15
SDSSJ104846.8+264612	200590	155017	2011-03-28	6723	600	3	1.004	-15.35	1.7	300	1	2.0	0.16
SDSSJ104852.1+265655	200865	-	2012-04-17	6723	420	3	1.003	-15.33	1.5	60	3	1.5	0.54
SDSSJ104928.8+260222	722572	-	2013-04-09	6723	360	3	1.009	-15.41	3.1	60	3	2.9	0.45
SDSSJ105007.5+262724	722585	-	2013-04-09	6723	300	3	1.003	-15.41	2.9	60	3	3.0	0.38
SDSSJ105022.7+264406	200622	155023	2011-03-29	6723	420	3	1.004	-15.35	1.7	180	1	1.6	0.19
SDSSJ105029.1+262034	200867	155024	2013-04-10	6723	420	3	1.047	-15.41	2.5	60	3	2.3	0.54
SDSSJ105058.3+251340	201644	125012	2013-04-12	6683	300	3	1.043	-15.41	1.3	60	3	1.3	0.39
SDSSJ105112.2+251845	731513	-	2013-04-11	6723	360	3	1.006	-15.41	1.9	60	3	1.8	0.46
SDSSJ105112.7+273259	722597	-	2012-03-27	6643	600	1	1.041	-15.20	2.2	180	3	1.9	0.25
SDSSJ105213.8+260034	722613	-	2012-04-20	6723	420	3	1.006	-15.33	1.1	60	3	1.0	0.49
SDSSJ105306.5+275328	722623	-	2013-04-08	6723	360	3	1.007	-15.41	1.9	60	3	1.7	0.47
SDSSJ105314.6+255349	722626	125014	2011-03-30	6723	480	4	1.030	-15.35	1.9	300	1	1.9	0.13
SDSSJ105338.5+265435	6012	-	2011-03-29	6723	300	3	1.016	-15.35	1.9	180	1	1.4	0.19
SDSSJ105422.7+265345	-	-	2012-04-21	6723	420	3	1.003	-15.33	1.3	60	3	1.3	0.56
SDSSJ105721.3+264919	722694	-	2013-04-12	6723	420	3	1.010	-15.41	1.4	60	3	1.2	0.52
SDSSJ105748.0+241006	202111	-	2012-04-23	6723	300	3	1.025	-15.33	1.6	60	3	1.4	0.38
SDSSJ105759.7+263820	722704	-	2014-04-29	6723	600	3	1.016	-15.36	1.6	60	3	1.6	0.78
SDSSJ105819.5+241517	-	-	2011-03-27	6723	420	3	1.075	-15.35	2.6	180	1	2.3	0.13
SDSSJ105820.5+241127	-	-	2011-03-27	6723	420	3	1.075	-15.35	2.6	180	1	2.3	0.13
SDSSJ105825.2+241334	6058	125017	2011-03-27	6723	420	3	1.075	-15.35	2.4	180	1	2.3	0.13
SDSSJ105827.1+241145	200744	-	2011-03-27	6723	420	3	1.075	-15.35	2.1	180	1	2.2	0.13
SDSSJ105828.3+242223	201702	125019	2011-03-31	6723	300	3	1.054	-15.35	1.6	180	1	1.8	0.13
SDSSJ105831.0+242149	-	-	2011-03-31	6723	300	3	1.054	-15.35	1.6	180	1	1.8	0.13
SDSSJ105845.6+250827	6063	125020	2011-03-31	6723	300	3	1.030	-15.35	1.5	180	1	1.7	0.19
SDSSJ105923.1+241016	722725	-	2012-04-23	6723	300	3	1.044	-15.33	1.7	60	3	1.8	0.37
SDSSJ110127.7+274310	6099	155044	2011-03-28	6723	420	3	1.004	-15.35	1.7	180	1	1.8	0.13
SDSSJ110131.5+253320	749424	-	2012-03-24	6683	600	3	1.032	-15.25	2.2	180	3	2.1	0.25
SDSSJ110154.2+262631	722767	-	2012-04-22	6723	360	3	1.010	-15.33	1.3	60	3	1.4	0.44
SDSSJ110209.4+260909	722772	-	2013-04-09	6723	360	3	1.009	-15.41	2.6	60	3	2.2	0.45
SDSSJ110214.1+265405	-	-	2012-04-18	6723	420	3	1.005	-15.33	1.4	60	3	1.5	0.54
SDSSJ110222.8+265416	200871	155046	2012-04-18	6723	420	3	1.005	-15.33	1.4	60	3	1.5	0.54
SDSSJ110650.5+271708	731548	-	2013-04-11	6723	360	3	1.002	-15.41	1.6	60	3	1.6	0.46
SDSSJ110717.3+260746	731552	-	2013-04-13	6723	420	3	1.020	-15.41	1.6	60	3	1.4	0.54
SDSSJ110855.6+263637	6190	155072	2011-03-25	6730	600	3	1.009	-14.66	1.2	300	1	1.4	0.17
SDSSJ110951.4+241541	6207	125035	2011-03-31	6723	300	3	1.023	-15.35	1.7	180	1	1.4	0.19
SDSSJ110954.4+241524	-	125036	2011-03-31	6723	300	3	1.023	-15.35	1.7	180	1	1.4	0.19
SDSSJ111129.4+240339	731568	-	2014-04-30	6683	600	3	1.026	-15.36	1.7	60	3	1.4	0.74
SDSSJ111156.8+271609	749191	-	2013-04-10	6723	360	3	1.004	-15.41	2.2	60	3	2.2	0.45
SDSSJ111236.2+241451	723145	-	2013-04-13	6723	300	3	1.044	-15.41	1.5	60	3	1.4	0.38
SDSSJ111240.6+252952	210158	126005	2013-04-09	6643	300	3	1.017	-15.41	3.0	60	3	3.0	0.40
SDSSJ111252.7+272637	6247	156023	2012-04-17	6723	360	3	1.002	-15.33	1.7	60	3	1.8	0.44
SDSSJ111319.0+255145	6252	126008	2011-03-27	6730	600	3	1.016	-14.65	1.5	300	1	1.7	0.17
SDSSJ111336.2+241224	731579	-	2013-04-13	6723	300	3	1.070	-15.41	1.7	60	3	1.5	0.35
SDSSJ111410.1+271420	210173	156029	2011-03-28	6723	420	3	1.010	-15.35	1.6	180	1	1.8	0.19
SDSSJ111449.1+271410	-	-	2014-04-25	6723	360	3	1.006	-15.36	1.3	60	3	1.1	0.45
SDSSJ111508.5+274632	723242	-	2011-04-05	6730	600	3	1.055	-14.60	1.3	300	1	1.2	0.17
SDSSJ111518.1+272404	210188	156037	2011-03-27	6723	300	3	1.050	-15.35	2.1	180	1	2.0	0.13
SDSSJ111610.6+262740	211175	-	2014-04-24	6723	360	3	1.185	-15.36	2.1	60	3	1.3	0.45
SDSSJ111612.8+264646	731598	-	2014-05-01	6683	600	3	1.016	-15.36	2.4	60	3	2.1	0.70
SDSSJ111638.8+265908	731600	-	2013-05-12	6723	600	3	1.029	-15.35	1.7	120	3	1.6	0.44
SDSSJ111659.9+244555	731607	-	2013-04-11	6683	300	3	1.007	-15.41	1.8	60	3	1.6	0.38
SDSSJ111709.7+255041	210221	-	2012-04-19	6723	360	3	1.006	-15.33	1.6	60	3	1.5	0.51
SDSSJ111720.1+275219	723337	-	2014-04-28	6723	600	3	1.009	-15.36	1.6	60	3	1.6	0.80
SDSSJ111721.8+274023	6302	156049	2011-03-31	6723	300	3	1.008	-15.35	1.8	180	1	1.8	0.14
SDSSJ111739.3+270523	6308	-	2012-04-19	6723	360	3	1.004	-15.33	1.3	60	3	1.4	0.44
SDSSJ111750.6+263732	-	156050	2014-04-27	6723	360	3	1.039	-15.36	1.8	60	3	1.8	0.50
SDSSJ111807.8+272028	731614	-	2013-04-13	6723	480	3	1.114	-15.41	1.4	60	3	1.5	0.62
SDSSJ111814.7+263713	6321	156056	2011-03-29	6723	300	3	1.014	-15.35	1.9	180	1	1.6	0.14
SDSSJ111828.2+251925	6325	126024	2011-03-26	6723	420	3	1.090	-15.35	1.8	180	1	1.5	0.13
SDSSJ111849.5+254121	723407	-	2013-04-12	6723	300	3	1.035	-15.41	1.3	60	3	1.1	0.36
SDSSJ111854.5+260837	723410	-	2012-04-22	6723	360	3	1.006	-15.33	1.3	60	3	1.5	0.47
SDSSJ111858.4+261058	-	-	2012-04-22	6723	360	3	1.006	-15.33	1.3	60	3	1.5	0.47
SDSSJ111908.2+270756	723413	-	2013-04-12	6723	180	3	1.057	-15.41	1.4	60	3	1.4	0.17
SDSSJ111921.6+250012	-	-	2013-04-12	6723	300	1	1.087	-15.41	1.2	60	3	1.4	0.24
SDSSJ111929.9+245921	210252	126032	2011-03-26	6730	600	3	1.005	-14.66	2.4	300	1	2.2	0.17
SDSSJ111939.4+245546	6336	126033	2011-04-03	6730	600	3	1.006	-14.47	2.7	300	1	2.4	0.15
SDSSJ111952.8+263304	749198	-	2014-05-02	6723	480	3	1.024	-15.36	1.5	60	3	1.7	0.80

Table A.2. continued.

jName	AGC	CGCG	Date yymmdd	ON					OFF					<i>n</i>
				Filter Å	$T_{\text{exp}}$ sec	$N_{\text{exp}}$	A.M.	$\log(Zp)$ erg cm $^{-2}$ s $^{-1}$	Seeing arcsec	$T_{\text{exp}}$ sec	$N_{\text{exp}}$	Seeing arcsec		
(1)	(2)	(3)	(4)	(5)	(6)	(7)	(8)	(9)	(10)	(11)	(12)	(13)	(14)	
SDSSJ11953.5+242317	731635	-	2014-04-28	6683	600	3	1.007	-15.36	1.7	60	3	1.6	0.80	
SDSSJ112051.2+271118	731645	-	2011-03-31	6723	300	3	1.002	-15.35	1.9	180	1	1.8	0.13	
SDSSJ112100.3+241812	210257	126035	2011-03-28	6730	600	3	1.037	-14.66	3.1	300	1	2.0	0.17	
SDSSJ112113.8+270611	749199	-	2013-05-13	6723	600	3	1.005	-15.34	1.9	120	3	1.4	0.35	
SDSSJ112115.2+261505	723474	-	2012-04-19	6723	600	3	1.021	-15.33	1.5	60	4	1.5	0.74	
SDSSJ112127.6+242417	210260	126037	2011-04-05	6730	600	3	1.023	-14.60	1.8	300	1	1.4	0.16	
SDSSJ112146.5+255817	723481	-	2011-03-30	6723	480	6	1.025	-15.35	1.9	300	2	2.0	0.12	
SDSSJ112202.0+255515	210271	126039	2011-03-30	6723	480	3	1.020	-15.35	1.8	240	1	1.6	0.16	
SDSSJ112209.9+241844	-	-	2012-04-21	6723	420	3	1.007	-15.33	1.2	60	3	1.3	0.55	
SDSSJ112214.2+241800	-	126040	2012-04-21	6723	420	3	1.007	-15.33	1.2	60	3	1.3	0.55	
SDSSJ112226.3+241756	-	126042	2012-04-21	6723	420	3	1.007	-15.33	1.2	60	3	1.3	0.55	
SDSSJ112230.0+241645	-	126044	2012-04-21	6723	420	3	1.007	-15.33	1.2	60	3	1.3	0.55	
SDSSJ112230.5+241759	-	-	2012-04-21	6723	420	3	1.007	-15.33	1.2	60	3	1.3	0.55	
SDSSJ112232.2+242653	731664	-	2012-04-17	6723	600	3	1.125	-15.33	1.7	60	3	1.5	0.76	
SDSSJ112232.3+273456	731665	-	2014-04-30	6723	600	3	1.005	-15.36	1.6	60	3	1.7	0.75	
SDSSJ112247.1+242820	-	-	2012-04-17	6723	600	3	1.125	-15.33	1.7	60	3	1.5	0.76	
SDSSJ112315.7+240205	731678	-	2013-04-11	6723	300	3	1.013	-15.41	1.7	60	3	2.0	0.33	
SDSSJ112404.3+240547	731688	-	2011-04-05	6730	600	3	1.010	-14.60	1.4	300	1	1.4	0.17	
SDSSJ112405.1+243655	6414	-	2011-03-30	6723	300	3	1.009	-15.35	1.9	180	1	1.9	0.19	
SDSSJ112417.4+242034	731690	-	2013-04-09	6683	360	3	1.026	-15.41	2.9	60	3	2.8	0.48	
SDSSJ112423.7+274208	749201	-	2013-04-08	6723	600	3	1.009	-15.41	1.9	60	3	1.8	0.80	
SDSSJ112423.8+274021	731691	-	2013-04-08	6723	600	3	1.009	-15.41	2.0	60	3	1.9	0.78	
SDSSJ112425.3+270010	723539	-	2012-03-28	6683	600	3	1.022	-14.90	2.2	180	3	2.2	0.27	
SDSSJ112501.3+241511	731695	-	2014-04-24	6723	600	3	1.301	-15.36	1.3	60	3	2.0	0.45	
SDSSJ112535.2+240136	731701	-	2013-04-11	6723	360	3	1.024	-15.41	1.6	60	3	1.5	0.50	
SDSSJ112545.3+240823	210323	126051	2012-04-17	6723	420	3	1.219	-15.33	1.6	60	3	1.2	0.50	
SDSSJ112608.0+275435	723565	-	2013-04-11	6723	420	3	1.049	-15.41	1.7	60	3	1.7	0.54	
SDSSJ112612.5+271158	211203	-	2012-04-18	6723	420	3	1.006	-15.33	1.6	60	3	1.5	0.56	
SDSSJ112615.7+275201	6443	156075	2013-04-11	6723	420	3	1.049	-15.41	1.7	60	3	1.7	0.54	
SDSSJ112650.0+240452	731712	-	2011-03-30	6723	300	3	1.008	-15.35	1.7	180	1	1.7	0.14	
SDSSJ112651.0+261147	723580	-	2011-03-28	6723	420	3	1.020	-15.35	1.9	180	1	1.8	0.19	
SDSSJ112726.6+260326	723591	-	2011-03-31	6723	300	3	1.005	-15.35	1.7	180	1	1.8	0.13	
SDSSJ112736.2+261043	723595	-	2012-04-23	6723	300	3	1.034	-15.33	1.5	60	3	1.7	0.39	
SDSSJ112954.2+250752	731731	-	2011-03-26	6723	420	3	1.022	-15.35	1.9	180	1	1.6	0.19	
SDSSJ113023.5+241733	731735	-	2011-03-30	6723	600	3	1.016	-15.35	2.1	300	1	2.3	0.15	
SDSSJ113034.1+241310	731736	-	2011-03-30	6723	600	3	1.016	-15.35	2.1	300	1	2.3	0.15	
SDSSJ113157.4+271656	723704	-	2013-05-11	6723	600	3	1.159	-15.37	1.7	120	3	1.6	0.42	
SDSSJ113204.2+244011	731743	-	2014-04-29	6723	600	3	1.006	-15.36	1.6	60	3	1.5	0.75	
SDSSJ113250.8+243056	749437	-	2014-05-02	6723	600	3	1.015	-15.36	1.5	60	3	1.5	0.79	
SDSSJ113305.6+244109	210437	-	2011-03-30	6723	480	3	1.045	-15.35	2.0	240	1	2.2	0.16	
SDSSJ113307.7+243909	723726	-	2011-03-30	6723	480	3	1.045	-15.35	2.0	240	1	2.0	0.16	
SDSSJ113315.7+242648	6536	126087	2011-03-25	6730	600	3	1.043	-14.66	1.3	300	1	1.3	0.18	
SDSSJ113325.9+245223	731760	-	2011-03-31	6723	600	3	1.015	-15.35	2.5	240	1	1.9	0.20	
SDSSJ113326.6+240312	731761	-	2012-04-24	6723	240	3	1.035	-15.34	1.2	60	3	1.2	0.31	
SDSSJ113342.0+232445	-	126093	2014-04-27	6723	300	3	1.048	-15.36	1.6	60	3	1.4	0.40	
SDSSJ113450.4+253150	210469	126101	2010-05-14	6730	900	3	1.005	-15.11	1.8	300	2	1.8	0.26	
SDSSJ113533.9+245745	211422	-	2013-04-14	6723	300	3	1.122	-15.41	1.8	60	3	1.6	0.37	
SDSSJ113648.5+244313	731779	-	2013-05-13	6683	600	3	1.056	-15.35	1.9	120	3	2.1	0.43	
SDSSJ113726.4+262722	723802	-	2010-04-19	6723	600	4	1.020	-15.80	3.3	240	1	2.1	1.00	
SDSSJ113833.7+252353	723820	-	2011-04-05	6730	600	3	1.023	-14.60	1.2	300	1	1.3	0.16	
SDSSJ113839.0+245538	723824	-	2012-04-21	6723	420	3	1.007	-15.33	1.5	60	3	1.4	0.56	
SDSSJ113853.2+261835	723830	-	2010-04-15	6723	300	1	1.004	-15.80	1.9	240	1	1.9	1.00	
SDSSJ113910.5+262605	723834	-	2013-04-14	6723	300	3	1.075	-15.41	2.0	60	3	2.0	0.38	
SDSSJ113920.4+261822	-	-	2010-04-21	6723	420	3	1.011	-15.80	2.2	240	1	2.0	1.00	
SDSSJ113929.7+261832	210569	157006	2010-04-21	6723	420	3	1.011	-15.80	2.2	240	1	2.0	1.00	
SDSSJ113932.8+261808	-	157008	2010-04-21	6723	420	3	1.011	-15.80	2.2	240	1	2.0	1.00	
SDSSJ113934.1+261920	-	-	2010-04-21	6723	420	3	1.011	-15.80	2.2	240	1	2.0	1.00	
SDSSJ114010.4+251834	210584	127023	2010-05-12	6730	900	3	1.100	-15.11	1.7	300	1	1.6	0.24	
SDSSJ114046.7+262259	731791	-	2013-05-13	6723	600	3	1.119	-15.34	1.9	120	3	1.8	0.41	
SDSSJ114056.3+254651	6645	127026	1999-04-19	6723	300	5	1.000	-14.85	1.9	300	4	1.8	1.10	
SDSSJ114136.0+255315	-	127029	2010-05-12	6730	900	3	1.281	-15.11	2.7	300	2	2.7	0.25	
SDSSJ114136.6+255247	212660	127029	2010-05-12	6730	900	3	1.281	-15.11	2.8	300	2	2.7	0.25	
SDSSJ114208.5+255826	723908	-	2012-04-20	6723	360	3	1.004	-15.33	1.2	60	3	1.2	0.47	
SDSSJ114239.4+244921	6674	127033	1997-03-09	6683	1200	1	1.000	-14.80	1.6	1200	1	1.6	1.00	
SDSSJ114301.8+261530	6678	157020	2010-04-15	6723	420	4	1.007	-15.80	1.8	240	1	1.8	1.00	
SDSSJ114308.5+240016	211410	-	2011-03-28	6723	420	3	1.034	-15.35	1.8	180	1	1.7	0.19	
SDSSJ114325.3+250019	210653	127037	1997-03-11	6683	1200	1	1.000	-14.80	2.0	1200	1	1.9	1.00	
SDSSJ114517.5+264602	6729	157030	2010-04-20	6723	300	3	1.017	-15.80	1.9	180	1	1.7	1.00	
SDSSJ114548.8+260710	749214	-	2013-05-12	6723	600	3	1.051	-15.35	1.8	120	3	1.9	0.43	
SDSSJ114743.3+261635	724046	-	2012-04-24	6723	300	3	1.026	-15.34	1.2	60	3	1.1	0.38	
SDSSJ114905.4+271505	215233	-	2013-04-10	6723	600	3	1.009	-15.41	2.3	60	3	2.4	0.78	
SDSSJ114922.0+245618	6795	127061	1999-04-19	6723	300	4	1.000	-14.85	2.0	300	4	2.1	1.10	

Table A.2. continued.

jName	AGC	CGCG	Date yymmdd	ON					OFF					<i>n</i>
				Filter Å	$T_{\text{exp}}$ sec	$N_{\text{exp}}$	A.M.	$\log(Zp)$ erg cm $^{-2}$ s $^{-1}$	Seeing arcsec	$T_{\text{exp}}$ sec	$N_{\text{exp}}$	Seeing arcsec		
(1)	(2)	(3)	(4)	(5)	(6)	(7)	(8)	(9)	(10)	(11)	(12)	(13)	(14)	
SDSSJ115058.1+260018	731807	-	2013-04-10	6723	600	3	1.004	-15.41	2.3	60	3	2.1	0.77	
SDSSJ115116.4+241946	731808	-	2013-04-10	6683	600	6	1.028	-15.41	2.2	60	7	2.2	1.00	
SDSSJ115123.0+254230	749440	-	2013-04-15	6683	480	3	1.108	-15.41	1.4	60	3	1.4	0.63	
SDSSJ115123.1+264703	212357	157044	1997-03-11	6723	1200	1	1.000	-14.80	1.8	1200	1	1.8	1.00	
SDSSJ115126.4+254834	724126	-	2010-04-20	6723	420	3	1.030	-15.80	1.8	240	1	1.9	1.00	
SDSSJ115154.7+270529	724140	-	2012-04-24	6723	240	3	1.012	-15.34	1.4	60	3	1.1	0.31	
SDSSJ115159.8+210630	-	127082	2014-04-27	6723	300	3	1.060	-15.36	1.5	60	3	1.4	0.40	
SDSSJ115202.6+254504	724143	-	2011-03-29	6723	300	3	1.010	-15.35	1.7	180	1	1.5	0.13	
SDSSJ115222.7+250459	724147	-	2013-04-07	6723	360	3	1.007	-15.41	2.1	60	3	1.9	0.39	
SDSSJ115225.0+251403	724148	-	2013-04-11	6723	300	3	1.058	-15.41	1.4	60	3	1.7	0.38	
SDSSJ115237.9+241827	6847	127087	2011-03-27	6683	420	3	1.030	-15.36	1.9	180	1	1.7	0.19	
SDSSJ115245.2+253917	724153	-	2014-04-28	6723	600	3	1.005	-15.36	1.7	60	3	1.8	0.80	
SDSSJ115301.8+244949	724157	-	2013-04-11	6723	300	3	1.090	-15.41	1.6	60	3	1.7	0.38	
SDSSJ115319.0+255922	731815	-	2014-04-30	6683	800	3	1.005	-15.36	1.4	60	3	1.4	1.05	
SDSSJ115414.3+241545	724186	-	2014-04-28	6723	600	3	1.030	-15.36	1.6	60	3	1.5	0.80	
SDSSJ115429.4+250859	731821	-	2014-05-01	6723	600	3	1.017	-15.36	2.9	60	3	2.0	0.74	
SDSSJ115439.6+255639	724194	-	2012-04-22	6683	300	3	1.008	-15.33	1.3	60	3	1.3	0.39	
SDSSJ115442.0+253648	724195	-	2012-04-22	6683	240	3	1.005	-15.33	1.4	60	3	1.2	0.31	
SDSSJ115458.5+261209	6883	157051	2010-04-15	6690	900	4	1.012	-15.08	1.5	300	3	1.7	0.27	
SDSSJ115502.2+271752	210910	157052	2010-04-17	6690	900	3	1.005	-14.83	1.8	300	3	1.5	0.23	
SDSSJ115535.1+255321	6898	127106	2010-04-15	6690	900	3	1.064	-15.08	1.6	300	3	1.8	0.21	
SDSSJ115549.7+250753	-	127107	2004-03-16	6723	900	1	1.320	-15.43	1.5	240	1	1.4	0.30	
SDSSJ115559.5+255032	731825	-	2012-03-27	6643	600	3	1.043	-15.20	2.3	180	3	2.2	0.27	
SDSSJ115601.5+241915	724224	-	2014-04-29	6723	600	3	1.039	-15.36	1.6	60	3	1.6	0.78	
SDSSJ115619.9+272616	724236	-	2014-05-01	6723	600	3	1.002	-15.36	2.0	60	3	2.9	0.80	
SDSSJ115620.7+252230	210927	127109	2010-04-17	6723	600	3	1.028	-15.80	2.1	240	1	1.9	1.00	
SDSSJ115627.2+243214	724242	-	2014-04-25	6723	240	4	1.010	-15.36	1.3	60	3	1.1	0.35	
SDSSJ115628.3+243953	724244	-	2013-04-07	6683	300	3	1.008	-15.41	1.9	60	3	2.0	0.38	
SDSSJ115635.3+254918	724247	-	2014-04-30	6683	480	3	1.012	-15.36	1.4	60	3	1.2	0.65	
SDSSJ115717.6+263101	724275	-	2012-04-24	6723	300	3	1.006	-15.34	1.3	60	3	1.4	0.38	
SDSSJ115720.9+251143	6928	127110	2011-03-27	6683	300	3	1.015	-15.36	1.9	180	1	1.7	0.20	
SDSSJ115726.6+251359	210936	127111	2011-03-31	6683	300	3	1.024	-15.36	2.1	180	1	2.0	0.13	
SDSSJ115737.8+251426	6935	127112	2011-03-31	6683	300	3	1.024	-15.36	2.1	180	1	2.0	0.13	
SDSSJ115748.2+251614	6942	127114	2010-05-11	6650	900	3	1.006	-15.08	2.0	300	2	2.2	0.26	
SDSSJ115752.0+250254	731831	-	2012-03-27	6643	600	3	1.045	-15.20	2.2	180	3	2.8	0.30	
SDSSJ115757.0+250840	6949	127118	2010-05-11	6650	900	3	1.082	-15.08	1.8	300	1	1.8	0.26	
SDSSJ115805.5+245356	749447	-	2014-04-29	6643	800	3	1.007	-15.36	1.3	60	3	1.4	1.08	
SDSSJ115809.4+250520	-	-	2012-04-22	6643	300	3	1.009	-15.33	1.3	60	3	1.5	0.43	
SDSSJ115810.1+250720	-	127120	2012-04-22	6643	300	3	1.009	-15.33	1.3	60	3	1.5	0.43	
SDSSJ115825.4+250551	-	127121	2012-04-22	6643	300	3	1.009	-15.33	1.3	60	3	1.5	0.43	
SDSSJ115837.3+252702	731846	-	2014-04-29	6723	480	3	1.029	-15.36	1.8	60	3	1.7	0.60	
SDSSJ115842.5+250212	6965	127122	2011-03-28	6690	600	3	1.005	-14.66	1.6	300	1	1.2	0.16	
SDSSJ115845.3+265402	731848	-	2014-05-02	6723	420	3	1.005	-15.36	1.5	60	3	1.4	0.55	
SDSSJ115905.4+245920	6977	127127	2013-04-07	6643	300	3	1.014	-15.41	1.9	60	3	1.8	0.40	
SDSSJ115907.4+263626	724310	-	2013-04-13	6723	600	3	1.098	-15.41	1.4	60	3	1.5	0.76	
SDSSJ115922.5+242950	731859	-	2011-03-27	6723	300	3	1.012	-15.35	1.7	180	1	1.6	0.13	
SDSSJ115931.7+300920	-	157076	2014-04-27	6723	420	3	1.054	-15.36	2.9	60	3	2.9	0.55	
SDSSJ115940.1+263247	210971	157075	2002-03-18	6723	900	1	1.000	-15.46	2.2	180	1	2.5	1.00	
SDSSJ115951.9+261801	210976	157077	2013-04-08	6643	300	6	1.010	-15.41	2.1	60	6	2.0	1.00	
SDSSJ120029.2+254141	731879	-	2013-05-12	6683	600	3	1.104	-15.36	1.8	120	3	1.7	0.43	
SDSSJ120043.9+245121	210992	127133	2012-04-19	6683	360	3	1.027	-15.33	1.3	60	3	1.3	0.48	
SDSSJ120057.0+265716	724348	-	2011-03-28	6723	300	3	1.036	-15.35	1.7	180	1	1.6	0.13	
SDSSJ120315.1+244746	226789	-	2011-03-29	6723	300	3	1.017	-15.35	1.6	180	1	1.6	0.13	
SDSSJ120414.6+275723	226811	-	2011-03-27	6723	420	3	1.017	-15.35	1.8	180	1	1.9	0.19	
SDSSJ120535.1+250549	7080	128021	1997-03-11	6723	1200	1	1.000	-14.80	2.3	1200	1	2.6	1.00	
SDSSJ120550.5+244106	731923	-	2013-04-11	6723	360	3	1.106	-15.41	1.8	60	3	1.7	0.46	
SDSSJ120645.5+243626	226891	-	2012-04-20	6723	420	3	1.021	-15.33	1.3	60	3	1.1	0.55	
SDSSJ120649.5+250011	220098	128029	2010-05-14	6730	900	3	1.026	-15.11	1.7	300	2	1.6	0.27	
SDSSJ120703.3+254346	220101	128031	2010-04-21	6723	300	3	1.011	-15.80	2.7	180	1	2.7	1.00	
SDSSJ120722.5+275105	226923	-	2012-04-22	6723	360	3	1.010	-15.33	1.3	60	3	1.2	0.46	
SDSSJ120743.9+243339	749451	-	2013-04-15	6723	300	3	1.086	-15.41	1.4	60	3	1.4	0.38	
SDSSJ120811.9+254525	220125	128037	2010-05-14	6730	900	3	1.122	-15.11	2.0	300	2	1.8	0.25	
SDSSJ120918.9+275535	-	-	2011-03-29	6723	420	3	1.024	-15.35	1.7	180	1	1.3	0.18	
SDSSJ120925.7+220458	-	128042	2014-04-25	6723	180	5	1.064	-15.36	1.3	60	3	1.2	0.25	
SDSSJ120927.9+220616	-	128042	2014-04-25	6723	180	5	1.064	-15.36	1.3	60	3	1.2	0.25	
SDSSJ120931.5+275509	227007	-	2011-03-29	6723	420	3	1.024	-15.35	1.5	180	1	1.7	0.18	
SDSSJ120933.7+275533	-	-	2011-03-29	6723	420	3	1.024	-15.35	1.7	180	1	1.3	0.18	
SDSSJ121005.9+253837	731976	-	2012-04-24	6723	420	3	1.006	-15.34	1.3	60	3	1.6	0.53	
SDSSJ121018.2+262550	7163	158036	1996-04-18	6683	1200	1	1.050	-14.87	1.3	1200	1	1.4	1.20	
SDSSJ121034.6+255541	-	128049	2005-04-12	6723	420	3	1.010	-15.50	1.9	300	1	1.9	1.00	
SDSSJ121045.1+255039	227037	-	2011-03-27	6723	420	3	1.040	-15.35	2.0	180	1	1.5	0.19	
SDSSJ121103.0+253058	731989	-	2010-04-21	6723	300	3	1.018	-15.80	2.8	240	1	2.8	1.00	

Table A.2. continued.

jName	AGC	CGCG	Date	ON					OFF					<i>n</i>		
				Filter	$T_{\text{exp}}$	$N_{\text{exp}}$	A.M.	$\log(Zp)$	Seeing	$T_{\text{exp}}$	$N_{\text{exp}}$	Seeing				
(1)	(2)	(3)	yymmdd	Å	sec	(7)	(8)	erg cm $^{-2}$ s $^{-1}$	(9)	arcsec	sec	(11)	(12)	arcsec	(13)	(14)
SDSSJ121120.4+260154	731994	-	2013-04-15	6723	420	3	1.056	-15.41	1.4	60	3	1.3	0.53			
SDSSJ121300.1+251653	7217	128053	2004-03-18	6723	900	1	1.480	-15.43	1.6	240	1	1.6	0.30			
SDSSJ121426.3+241055	220228	128058	2012-04-23	6723	420	3	1.018	-15.33	1.6	60	3	1.7	0.55			
SDSSJ121436.6+241802	7248	128059	2011-03-31	6723	300	3	1.029	-15.35	2.0	180	1	2.1	0.13			
SDSSJ121442.4+245850	732019	-	2011-04-04	6730	600	3	1.005	-14.53	2.5	300	1	2.1	0.18			
SDSSJ121528.8+240532	7266	128062	2011-04-02	6730	600	3	1.012	-14.61	1.4	300	2	1.6	0.16			
SDSSJ121554.4+263947	-	158054	2014-04-27	6723	360	3	1.043	-15.36	1.4	60	3	1.4	0.50			
SDSSJ121555.2+263943	220259	158054	2005-04-16	6723	420	3	1.060	-15.48	2.0	240	1	1.9	1.00			
SDSSJ121615.6+274920	-	-	2013-04-07	6723	300	3	1.026	-15.41	1.9	60	3	1.8	0.37			
SDSSJ121618.4+264555	732031	-	2013-05-13	6723	600	3	1.137	-15.34	1.8	120	3	1.8	0.44			
SDSSJ121706.4+271133	724642	-	2010-04-21	6723	300	3	1.002	-15.80	2.6	240	1	2.7	1.00			
SDSSJ121729.0+242909	732040	-	2014-04-25	6723	180	6	1.094	-15.36	1.3	60	3	1.3	0.25			
SDSSJ121733.1+262352	724652	-	2013-04-09	6723	360	3	1.008	-15.41	2.8	60	3	3.2	0.40			
SDSSJ121748.3+260150	221537	128071	2011-03-25	6730	600	3	1.044	-14.66	1.5	300	1	1.2	0.18			
SDSSJ121757.1+250435	732044	-	2013-04-08	6723	300	3	1.011	-15.41	2.0	60	3	1.9	0.46			
SDSSJ121808.4+244117	222113	128072	1997-03-11	6723	1200	1	1.000	-14.80	1.9	1200	1	1.8	1.00			
SDSSJ121821.4+251300	7341	128073	1996-04-20	6723	1200	3	1.050	-14.87	1.8	1200	2	1.9	1.10			
SDSSJ121905.3+271754	222711	158062	2010-04-17	6723	600	3	1.026	-15.80	2.0	240	1	2.4	1.00			
SDSSJ121906.8+274708	732058	-	2013-04-13	6723	360	3	1.127	-15.41	1.3	60	3	1.3	0.45			
SDSSJ121908.3+274544	-	-	2013-04-13	6723	360	3	1.127	-15.41	1.3	60	3	1.3	0.46			
SDSSJ121913.7+244059	732060	-	2013-04-15	6723	300	3	1.037	-15.41	1.3	60	3	1.1	0.37			
SDSSJ121915.3+255548	7362	-	2011-04-03	6730	600	3	1.007	-14.47	2.4	300	1	2.3	0.16			
SDSSJ121921.5+254606	732061	-	2013-04-07	6723	420	3	1.223	-15.41	2.1	60	3	2.2	0.52			
SDSSJ121930.0+254433	732066	-	2013-04-07	6723	420	3	1.223	-15.41	2.1	60	3	2.2	0.52			
SDSSJ122004.7+275831	7384	158076	2011-03-28	6730	600	3	1.047	-14.66	1.2	300	1	1.3	0.17			
SDSSJ122046.7+245456	220413	128079	2005-04-11	6723	420	3	1.140	-15.50	2.1	240	1	2.0	1.00			
SDSSJ122052.6+252546	225885	128081	2013-04-10	6723	300	3	1.032	-15.41	2.3	60	3	2.6	0.38			
SDSSJ122055.8+244006	220417	128080	2005-04-16	6723	420	3	1.040	-15.48	2.0	240	1	2.0	1.00			
SDSSJ122112.9+251851	732083	-	2014-05-01	6723	600	3	1.006	-15.36	1.9	60	3	1.9	0.76			
SDSSJ122118.2+244245	732086	-	2013-05-13	6723	600	3	1.252	-15.34	1.9	120	3	1.7	0.38			
SDSSJ122145.6+255304	7419	128082	2005-04-15	6723	420	3	1.210	-15.50	2.0	240	1	2.0	1.00			
SDSSJ122151.3+262148	222713	158087	2010-04-17	6723	600	3	1.015	-15.80	2.3	240	1	2.3	1.00			
SDSSJ122239.3+241948	732099	-	2011-04-05	6730	600	3	1.025	-14.60	2.1	300	1	1.9	0.17			
SDSSJ122239.6+274449	724763	-	2010-04-21	6723	420	3	1.001	-15.80	2.8	240	1	3.2	1.00			
SDSSJ122243.7+244913	732101	-	2011-03-30	6723	480	3	1.028	-15.35	2.1	240	1	2.0	0.16			
SDSSJ122241.6+241601	732106	-	2014-05-02	6723	420	3	1.008	-15.36	1.4	60	3	1.4	0.57			
SDSSJ122503.1+272228	227239	-	2013-04-08	6723	300	3	1.004	-15.41	2.3	60	3	2.1	0.37			
SDSSJ122504.9+255727	7495	128087	1997-03-10	6723	1200	1	1.000	-14.80	2.5	1200	1	2.5	1.00			
SDSSJ122546.1+260456	732117	-	2013-04-09	6723	300	3	1.021	-15.41	2.7	60	3	3.0	0.39			
SDSSJ122602.3+254741	222676	-	2013-04-09	6723	300	3	1.051	-15.41	2.6	60	3	2.6	0.38			
SDSSJ122645.0+275444	227254	-	2013-04-07	6643	300	3	1.041	-15.41	1.9	60	3	1.8	0.39			
SDSSJ122735.4+263223	724863	-	2013-04-10	6683	300	6	1.044	-15.41	2.1	60	6	1.9	1.00			
SDSSJ122750.3+265936	7578	158112	2011-03-25	6730	600	1	1.000	-14.66	1.7	300	1	1.2	0.17			
SDSSJ122814.9+252557	732135	-	2013-04-07	6723	360	3	1.076	-15.41	2.0	60	3	1.9	0.45			
SDSSJ122903.8+274643	7615	159005	2010-04-21	6723	300	3	1.001	-15.80	2.6	180	1	2.9	1.00			
SDSSJ122938.5+261350	724893	-	2010-05-13	6730	900	3	1.017	-	1.5	300	2	1.5	0.22			
SDSSJ122947.5+271436	7632	159008	1996-04-19	6723	1200	1	1.020	-14.87	1.8	1200	1	1.6	1.20			
SDSSJ123118.8+272658	221669	-	2014-04-28	6683	600	3	1.025	-15.36	1.5	60	3	1.6	0.76			
SDSSJ123124.8+264746	724911	-	2012-04-17	6723	420	3	1.123	-15.33	1.6	60	3	1.4	0.50			
SDSSJ123138.6+272944	7670	159010	2005-04-15	6723	420	3	1.150	-15.50	1.8	120	2	1.9	1.00			
SDSSJ123147.6+255917	732155	-	2013-04-14	6723	300	3	1.041	-15.41	1.6	60	3	1.7	0.37			
SDSSJ123150.3+272312	221671	-	2011-03-26	6683	420	3	1.010	-15.36	1.8	180	1	1.6	0.19			
SDSSJ123203.5+260855	732156	-	2014-05-02	6723	420	3	1.006	-15.36	1.5	60	3	1.5	0.58			
SDSSJ123218.7+244341	732157	-	2013-04-11	6723	300	3	1.106	-15.41	1.8	60	3	1.7	0.38			
SDSSJ123303.7+260823	732159	-	2014-04-29	6723	600	3	1.040	-15.36	3.0	60	3	1.5	0.76			
SDSSJ123313.7+273502	732160	-	2012-04-24	6723	300	3	1.002	-15.34	1.2	60	3	1.3	0.38			
SDSSJ123341.3+272732	732165	-	2014-04-30	6683	480	4	1.009	-15.36	2.2	60	3	2.1	0.64			
SDSSJ123342.3+263702	724926	-	2013-05-11	6723	600	3	1.233	-15.37	1.7	120	5	1.6	0.42			
SDSSJ123417.1+272708	7724	-	2013-04-09	6723	360	3	1.069	-15.41	2.4	60	3	2.2	0.46			
SDSSJ123420.2+243600	732168	-	2011-03-27	6723	300	3	1.045	-15.35	1.9	180	1	2.1	0.13			
SDSSJ123512.4+263200	724940	-	2011-03-28	6730	600	3	1.089	-14.66	1.1	300	1	1.0	0.17			
SDSSJ123541.4+261708	7764	-	2012-04-22	6723	360	3	1.026	-15.33	1.5	60	3	1.3	0.46			
SDSSJ123541.6+261319	220824	129009	2010-05-11	6690	900	3	1.142	-15.05	1.8	300	1	2.1	0.22			
SDSSJ123648.3+273256	7787	-	2011-03-27	6723	420	3	1.075	-15.35	1.8	180	1	1.5	0.13			
SDSSJ123715.3+273159	732188	-	2014-04-28	6723	600	3	1.104	-15.36	1.5	60	3	1.7	0.80			
SDSSJ123741.1+264227	220848	159035	2010-04-17	6723	600	3	1.011	-15.80	2.5	240	1	2.3	1.00			
SDSSJ123741.1+270746	220851	159034	2010-04-21	6723	300	3	1.018	-15.80	2.7	180	1	3.3	1.00			
SDSSJ123743.0+275454	227402	-	2013-04-07	6723	360	3	1.255	-15.41	2.3	60	3	2.0	0.45			
SDSSJ123745.5+275550	-	-	2013-04-07	6723	360	3	1.255	-15.41	2.1	60	3	2.0	0.45			
SDSSJ123755.3+273741	724982	-	2012-04-24	6723	300	3	1.013	-15.34	1.4	60	3	1.5	0.38			
SDSSJ123801.8+273650	-	-	2012-04-24	6723	300	3	1.013	-15.34	1.4	60	3	1.5	0.38			
SDSSJ123812.5+252439	732199	-	2014-04-28	6723	420	3	1.061	-15.36	1.5	60	3	1.5	0.55			

Table A.2. continued.

jName	AGC	CGCG	Date	ON					OFF					<i>n</i>
				Filter	$T_{\text{exp}}$	$N_{\text{exp}}$	A.M.	$\log(Zp)$	Seeing	$T_{\text{exp}}$	$N_{\text{exp}}$	Seeing		
(1)	(2)	(3)	yymmdd (4)	Å (5)	sec (6)	(7)	(8)	erg cm <sup>-2</sup> s <sup>-1</sup> (9)	arcsec (10)	sec (11)	(12)	arcsec (13)	(14)	
SDSSJ123915.1+274252	732211	-	2013-05-13	6723	600	3	1.369	-15.34	1.9	120	3	1.7	0.41	
SDSSJ123919.9+273616	725004	-	2012-04-19	6723	300	3	1.015	-15.33	1.4	60	3	1.2	0.39	
SDSSJ123944.9+274936	725008	-	2013-04-10	6723	300	3	1.059	-15.41	2.3	60	3	2.1	0.38	
SDSSJ123947.6+241024	732216	-	2013-04-13	6723	420	3	1.147	-15.41	1.4	60	3	1.5	0.55	
SDSSJ123955.1+274937	-	-	2013-04-10	6723	300	3	1.059	-15.41	2.3	60	3	2.1	0.39	
SDSSJ123955.6+272438	732217	-	2014-05-01	6723	600	3	1.014	-15.36	1.9	60	3	2.2	0.75	
SDSSJ123959.9+264055	227429	-	2013-04-13	6683	300	3	1.210	-15.41	1.4	60	3	1.5	0.39	
SDSSJ124016.8+262825	725017	-	2013-04-10	6723	300	3	1.095	-15.41	2.2	60	3	2.5	0.39	
SDSSJ124036.1+263016	-	-	2010-04-17	6690	900	3	1.181	-14.83	1.9	300	3	1.6	0.25	
SDSSJ124038.5+263134	222194	159049	2010-04-17	6690	900	3	1.181	-14.83	1.9	300	3	1.6	0.25	
SDSSJ124106.4+264920	732232	-	2012-03-28	6683	600	3	1.012	-14.90	2.6	180	3	2.3	0.30	
SDSSJ124114.1+264410	222196	159054	2005-04-15	6683	420	3	1.100	-15.50	2.1	240	1	1.9	1.00	
SDSSJ124116.3+275111	7845	159055	2011-03-27	6730	600	3	1.044	-14.65	1.5	300	1	1.9	0.17	
SDSSJ124128.9+260519	-	129016	2005-04-16	6683	420	3	1.010	-15.48	2.0	240	2	1.9	1.00	
SDSSJ124131.4+260233	-	129015	2005-04-16	6683	420	3	1.010	-15.48	2.0	240	2	1.9	1.00	
SDSSJ124137.3+260422	7852	129018	2005-04-16	6683	420	3	1.010	-15.48	2.0	240	2	1.9	1.00	
SDSSJ124151.3+233038	-	129019	2014-04-27	6723	300	3	1.131	-15.36	1.5	60	3	1.5	0.40	
SDSSJ124156.2+265817	227465	-	2012-04-22	6723	300	3	1.043	-15.33	1.5	60	3	1.4	0.38	
SDSSJ124215.0+263449	-	-	2013-05-13	6683	600	3	1.685	-15.35	1.9	120	3	1.8	0.40	
SDSSJ124244.9+252508	732242	-	2013-04-14	6723	360	3	1.054	-15.41	1.6	60	3	1.6	0.46	
SDSSJ124247.1+271618	7877	-	2010-04-15	6690	900	3	1.126	-15.08	1.7	300	3	1.8	0.26	
SDSSJ124248.6+263822	-	159058	2005-04-10	6723	420	3	1.070	-15.50	2.2	240	1	2.4	1.00	
SDSSJ124305.3+274250	7890	159059	1993-04-30	6723	600	3	1.090	-14.34	2.3	600	3	2.1	1.05	
SDSSJ124315.3+270508	-	-	2012-04-23	6723	300	3	1.012	-15.33	1.8	60	3	1.8	0.38	
SDSSJ124332.5+271751	732253	-	2013-04-15	6683	600	3	1.046	-15.41	1.4	60	4	1.6	0.86	
SDSSJ124342.1+272222	725060	-	2013-04-08	6723	300	3	1.002	-15.41	1.8	60	3	2.1	0.41	
SDSSJ124343.1+252817	227479	-	2010-05-11	6690	900	3	1.305	-15.05	2.3	300	1	1.9	0.20	
SDSSJ124352.4+251728	732254	-	2012-03-28	6683	600	3	1.054	-14.90	2.3	180	3	2.4	0.29	
SDSSJ124441.2+262510	220983	159066	2012-04-20	6683	360	3	1.120	-15.33	1.5	60	3	1.3	0.49	
SDSSJ124444.2+275329	220985	159068	2005-04-15	6683	420	3	1.060	-15.50	2.1	240	1	1.9	1.00	
SDSSJ124457.8+244617	732263	-	2011-03-28	6683	300	3	1.029	-15.36	1.7	180	1	1.7	0.14	
SDSSJ124541.1+245720	732273	-	2012-04-23	6723	240	3	1.066	-15.33	1.5	60	3	1.4	0.30	
SDSSJ124543.2+243948	732274	-	2014-05-02	6683	600	3	1.018	-15.36	1.5	60	3	1.5	0.70	
SDSSJ124619.4+273212	227508	-	2011-03-27	6723	420	3	1.110	-15.35	1.8	180	1	1.6	0.19	
SDSSJ124652.6+274727	732286	-	2012-04-17	6723	420	3	1.156	-15.33	2.1	60	3	1.5	0.52	
SDSSJ124656.4+253717	732288	-	2012-04-24	6723	300	3	1.032	-15.34	1.2	60	3	1.4	0.39	
SDSSJ124708.4+274735	221015	-	2012-04-17	6723	420	3	1.156	-15.33	2.1	60	3	1.5	0.52	
SDSSJ124711.7+264248	7955	-	2010-05-13	6730	900	3	1.078	-	1.6	300	2	1.6	0.28	
SDSSJ124728.3+272728	221022	159075	2010-05-14	6690	900	3	1.286	-15.10	2.0	300	2	2.0	0.24	
SDSSJ124754.7+265710	732297	-	2013-05-12	6723	600	3	1.362	-15.35	1.7	120	3	1.6	0.43	
SDSSJ124832.9+260655	227526	-	2010-04-21	6723	300	3	1.029	-15.80	3.1	180	1	3.1	1.00	
SDSSJ124842.0+262501	221033	159080	2005-04-15	6723	420	3	1.030	-15.50	1.9	240	1	2.0	1.00	
SDSSJ124859.3+272231	732308	-	2011-03-30	6723	480	3	1.029	-15.35	2.2	240	1	2.0	0.16	
SDSSJ124901.4+271044	221036	-	2010-04-17	6723	600	3	1.024	-15.80	2.2	240	1	2.3	1.00	
SDSSJ124903.6+305535	-	159081	2014-04-27	6723	360	3	1.144	-15.36	1.4	60	3	1.4	0.45	
SDSSJ124908.8+272207	-	-	2011-03-30	6723	480	3	1.029	-15.35	2.4	240	1	2.2	0.16	
SDSSJ124911.8+272306	732313	-	2011-03-30	6723	480	3	1.029	-15.35	2.2	240	1	2.3	0.16	
SDSSJ124934.2+252811	7977	129025	2005-04-09	6683	300	3	1.110	-15.50	2.2	240	1	2.4	1.00	
SDSSJ125006.0+250120	221049	129026	2012-04-20	6723	420	3	1.186	-15.33	1.6	60	3	1.6	0.55	
SDSSJ125013.4+264633	-	-	2012-04-24	6723	240	3	1.051	-15.34	1.2	60	3	1.2	0.30	
SDSSJ125019.9+271926	-	159086	2011-03-29	6723	300	3	1.014	-15.35	1.6	180	1	1.8	0.12	
SDSSJ125020.2+264459	222598	-	2012-04-24	6723	240	3	1.051	-15.34	1.2	60	3	1.2	0.30	
SDSSJ125026.5+264232	-	-	2012-04-24	6723	240	3	1.051	-15.34	1.2	60	3	1.2	0.30	
SDSSJ125031.6+271850	222632	-	2011-03-29	6723	300	3	1.014	-15.35	1.6	180	1	1.7	0.12	
SDSSJ125103.5+272212	221060	159090	2010-04-21	6723	300	3	1.018	-15.80	3.5	180	1	3.6	1.00	
SDSSJ125117.9+270622	-	159093	2005-04-15	6683	420	3	1.000	-15.50	2.0	240	1	2.0	1.00	
SDSSJ125200.3+260933	-	-	2013-04-10	6723	360	3	1.114	-15.41	2.4	60	3	2.5	0.44	
SDSSJ125205.5+261154	725127	-	2013-04-10	6723	360	3	1.114	-15.41	2.5	60	3	2.5	0.44	
SDSSJ125206.8+270134	-	159097	1997-03-10	6723	1200	1	1.140	-14.80	2.4	1200	1	2.4	1.00	
SDSSJ125216.1+273158	228095	-	2011-03-29	6723	420	3	1.030	-15.35	1.6	180	1	1.5	0.18	
SDSSJ125248.8+272406	221084	159101	1995-04-03	6723	900	1	1.050	-14.62	2.2	900	1	2.1	1.03	
SDSSJ125416.0+271813	-	160007	1997-03-10	6723	1200	1	1.200	-14.80	2.7	1200	1	2.6	1.00	
SDSSJ125527.7+273922	-	160018	1997-03-09	6723	1200	1	1.130	-14.80	2.2	1200	1	1.6	1.00	
SDSSJ125606.1+274041	-	160020	1995-04-03	6723	900	1	1.160	-14.62	2.2	900	1	2.1	0.96	
SDSSJ125623.7+271402	-	-	2012-04-23	6723	300	3	1.077	-15.33	1.5	60	3	1.4	0.35	
SDSSJ125627.8+265914	-	160025	1996-04-18	6723	1200	1	1.160	-14.87	2.0	1200	1	2.0	1.15	
SDSSJ125628.5+271728	221130	160026	1995-04-03	6723	900	1	1.260	-14.39	2.3	900	1	2.3	1.02	
SDSSJ125634.6+271339	-	-	2012-04-23	6723	300	3	1.077	-15.33	1.5	60	3	1.4	0.35	
SDSSJ125652.2+262915	-	160032	1996-04-21	6723	1200	1	1.130	-14.87	1.6	1200	1	1.6	1.08	
SDSSJ125704.2+274348	-	-	2012-04-23	6723	240	3	1.116	-15.33	1.6	60	3	1.7	0.31	
SDSSJ125704.5+274622	-	-	2012-04-23	6723	240	3	1.116	-15.33	1.6	60	3	1.7	0.31	
SDSSJ125717.8+274839	-	-	2012-04-23	6723	240	3	1.116	-15.33	1.6	60	3	1.7	0.31	



Table A.2. continued.

jName	AGC	CGCG	Date	ON					OFF					<i>n</i>		
				Filter	$T_{\text{exp}}$	$N_{\text{exp}}$	A.M.	$\log(Zp)$	Seeing	$T_{\text{exp}}$	$N_{\text{exp}}$	Seeing				
(1)	(2)	(3)	yymmdd	Å	sec	(7)	(8)	erg cm $^{-2}$ s $^{-1}$	(9)	arcsec	sec	(11)	(12)	arcsec	(13)	(14)
SDSSJ125807.0+264713	-	-	2013-05-12	6723	600	3	1.552	-15.35	2.1	120	3	1.9	0.39			
SDSSJ125809.9+242056	221204	-	2011-03-26	6723	300	3	1.017	-15.35	1.9	180	1	1.7	0.13			
SDSSJ125834.7+242336	732413	-	2012-04-23	6723	240	3	1.174	-15.33	1.6	60	3	1.7	0.29			
SDSSJ125835.3+271553	-	160064	1994-03-30	6723	600	3	1.120	-14.55	1.6	600	3	1.8	1.02			
SDSSJ125837.2+271034	221235	160067	1993-04-30	6723	600	3	1.010	-14.34	2.8	600	3	2.1	1.00			
SDSSJ125839.9+264534	222592	-	2012-04-22	6723	360	3	1.227	-15.33	1.5	60	3	1.4	0.44			
SDSSJ125845.5+241402	732415	-	2013-04-11	6723	360	3	1.098	-15.41	1.6	60	3	1.6	0.46			
SDSSJ125856.0+275000	-	160212	2000-03-01	6723	1200	3	1.000	-15.39	1.2	300	3	1.4	1.00			
SDSSJ125905.2+273840	-	160073	1995-04-03	6683	900	1	1.290	-14.62	2.0	900	3	1.8	1.10			
SDSSJ125907.9+275117	-	160219	2000-03-01	6723	1200	3	1.000	-15.39	1.2	300	3	1.3	1.00			
SDSSJ130003.5+265353	-	160081	1996-04-19	6683	1200	1	1.040	-14.87	1.4	1200	1	1.5	1.08			
SDSSJ130009.7+275158	-	160243	2005-04-11	6683	420	3	1.320	-15.50	2.2	240	1	2.1	1.00			
SDSSJ130033.7+273815	-	160086	2005-04-15	6723	420	3	1.150	-15.50	2.2	240	1	1.9	1.00			
SDSSJ130056.0+274726	8128	160260	2000-03-01	6723	1200	1	1.000	-15.39	1.7	300	1	1.8	1.00			
SDSSJ130059.2+275359	-	160261	2005-04-13	6723	420	4	1.200	-15.48	1.8	240	1	1.9	1.00			
SDSSJ130126.1+275309	8134	160095	1996-04-18	6683	1200	1	1.100	-14.87	1.8	1200	1	1.7	1.10			
SDSSJ130130.9+243746	732461	-	2013-04-13	6723	360	3	1.220	-15.41	1.5	60	3	1.5	0.46			
SDSSJ130131.7+275051	-	160097	1996-04-18	6683	1200	1	1.100	-14.87	1.6	1200	1	1.8	1.10			
SDSSJ130207.8+273853	-	160106	2004-03-13	6723	900	1	1.400	-15.43	1.8	240	1	1.6	0.30			
SDSSJ130305.7+252830	234202	-	2012-04-22	6723	300	3	1.311	-15.33	1.8	60	3	1.6	0.36			
SDSSJ130305.9+263152	732476	160117	2010-05-13	6690	900	3	1.197	-	1.6	300	2	1.3	0.20			
SDSSJ130328.6+252644	749460	-	2013-04-10	6723	300	3	1.145	-15.41	2.3	60	3	2.5	0.38			
SDSSJ130329.0+263301	8161	160121	2002-03-20	6723	1200	1	1.000	-15.46	3.0	180	1	2.5	1.00			
SDSSJ130357.1+264346	732488	-	2013-04-15	6723	600	3	1.084	-15.41	1.1	60	3	1.3	0.72			
SDSSJ130411.2+272925	-	-	2012-04-23	6683	300	3	1.206	-15.33	2.1	60	3	1.6	0.38			
SDSSJ130414.8+260658	732491	-	2013-04-08	6723	300	3	1.004	-15.41	1.8	60	3	2.1	0.35			
SDSSJ130421.2+242549	732494	-	2011-03-28	6723	420	3	1.034	-15.35	1.7	180	1	1.6	0.18			
SDSSJ130426.5+271815	230051	160127	2004-03-12	6683	1200	1	1.170	-15.42	2.1	240	1	2.1	0.42			
SDSSJ130516.0+255727	230056	130006	1997-04-22	6683	1200	1	1.010	-14.80	1.6	1200	1	1.6	1.10			
SDSSJ130526.8+251128	232074	-	2013-04-14	6723	300	3	1.057	-15.41	1.6	60	3	1.5	0.38			
SDSSJ130539.1+260623	232024	-	2012-04-24	6723	420	3	1.056	-15.33	1.4	60	3	1.1	0.51			
SDSSJ130544.6+252306	232075	-	2013-04-08	6723	300	3	1.021	-15.41	1.9	60	3	1.7	0.40			
SDSSJ130558.7+252756	230069	-	2011-03-28	6730	600	3	1.153	-14.66	1.2	300	1	1.0	0.18			
SDSSJ130615.1+252738	230076	130008	2005-04-12	6723	420	3	1.100	-15.50	2.0	240	1	2.0	1.00			
SDSSJ130633.7+245746	732525	-	2012-04-17	6723	420	3	1.201	-15.33	1.6	60	3	1.6	0.52			
SDSSJ130635.5+271007	-	160138	2006-04-30	6723	900	1	1.220	-15.51	2.0	180	1	1.7	0.40			
SDSSJ130636.3+252546	230083	-	2010-04-17	6690	900	3	1.251	-14.83	2.5	300	3	3.3	0.26			
SDSSJ130636.3+275222	234288	-	2010-04-21	6723	300	3	1.005	-15.80	2.7	180	1	3.1	1.00			
SDSSJ130641.1+275302	-	-	2010-04-17	6690	900	3	1.251	-14.83	2.5	300	3	3.3	0.26			
SDSSJ130742.8+244838	8209	130009	2011-03-25	6723	420	3	1.110	-15.35	2.1	180	1	2.0	0.20			
SDSSJ130802.5+271840	234304	-	2012-04-22	6683	300	3	1.388	-15.33	1.6	60	3	1.6	0.39			
SDSSJ130814.0+273057	-	160146	1997-03-09	6723	1200	1	1.350	-14.80	1.7	1200	1	1.5	1.00			
SDSSJ130831.5+244202	8220	130012	2011-03-26	6730	600	3	1.022	-14.66	2.5	300	1	2.0	0.17			
SDSSJ130840.1+240437	732542	-	2014-04-24	6723	420	3	1.111	-15.36	1.6	60	3	1.2	0.50			
SDSSJ130922.3+240532	732545	-	2013-05-10	6723	600	3	1.365	-15.34	2.3	60	1	2.3	0.75			
SDSSJ130937.5+260932	725367	-	2012-04-24	6723	480	3	1.095	-15.34	1.2	60	3	1.1	0.61			
SDSSJ130947.4+285425	-	160152	2014-04-25	6683	300	4	1.053	-15.36	1.2	60	3	1.2	0.40			
SDSSJ130949.9+243439	230123	130014	2005-04-12	6723	420	3	1.050	-15.50	2.0	240	1	1.9	1.00			
SDSSJ131007.8+240956	732549	-	2012-04-24	6723	240	3	1.168	-15.34	1.6	60	3	1.2	0.30			
SDSSJ131112.7+264850	-	-	2013-04-15	6723	240	3	1.332	-15.41	1.2	60	3	1.1	0.31			
SDSSJ131153.3+273537	-	-	2013-04-07	6683	360	3	1.046	-15.41	2.2	60	3	1.8	0.47			
SDSSJ131238.2+264754	725408	-	2014-04-30	6723	600	3	1.057	-15.36	2.2	60	3	2.7	0.75			
SDSSJ131254.2+263205	732567	-	2013-04-09	6643	300	3	1.054	-15.41	3.2	60	3	2.7	0.40			
SDSSJ131312.7+242109	232147	-	2014-04-29	6643	600	3	1.064	-15.36	3.7	60	3	3.9	0.80			
SDSSJ131325.7+274548	-	160165	2005-04-10	6723	420	3	1.150	-15.50	2.9	240	1	2.8	1.00			
SDSSJ131326.9+274808	8300	160166	2005-04-10	6723	420	3	1.150	-15.50	2.9	240	1	2.8	1.00			
SDSSJ131345.2+245856	-	130021	1997-03-11	6723	1200	1	1.200	-14.80	1.8	1200	1	2.8	1.00			
SDSSJ131453.4+270029	8325	-	2011-03-27	6690	600	3	1.056	-14.65	1.5	300	1	1.6	0.15			
SDSSJ131504.3+245619	732577	-	2014-05-01	6723	600	3	1.020	-15.36	2.0	60	3	1.9	0.76			
SDSSJ131525.5+271811	8328	-	2011-04-05	6730	600	3	1.022	-14.60	1.7	300	1	1.5	0.17			
SDSSJ131601.1+250322	732580	-	2010-04-21	6723	420	3	1.024	-15.80	4.9	240	1	4.7	1.00			
SDSSJ131641.9+260754	231904	-	2014-04-30	6643	480	3	1.116	-15.36	2.2	60	3	2.3	0.60			
SDSSJ131645.8+261243	238799	-	2013-04-09	6643	420	3	1.080	-15.41	3.3	60	3	3.2	0.54			
SDSSJ131719.2+251253	732589	-	2013-04-15	6723	420	3	1.135	-15.41	1.2	60	3	1.2	0.53			
SDSSJ131745.1+273411	8359	160182	2005-04-08	6723	420	4	1.150	-15.50	2.4	240	1	2.2	1.00			
SDSSJ131828.7+251312	732595	-	2010-04-21	6723	420	3	1.008	-15.80	4.3	240	1	4.0	1.00			
SDSSJ131919.3+245900	732598	-	2012-04-18	6723	420	3	1.057	-15.33	2.2	60	3	2.2	0.50			
SDSSJ131928.0+274456	231705	-	2012-04-24	6723	240	3	1.181	-15.34	1.3	60	3	1.1	0.29			
SDSSJ131940.0+274221	234436	-	2013-04-09	6723	300	3	1.131	-15.41	2.7	60	3	2.8	0.39			
SDSSJ132135.9+261816	231772	161029	2006-04-29	6683	900	1	1.280	-15.41	2.3	180	1	1.6	0.40			
SDSSJ132156.5+244344	732609	-	2014-04-28	6723	480	3	1.116	-15.36	1.4	60	3	1.3	0.65			
SDSSJ132206.4+244313	-	-	2014-04-28	6723	480	3	1.116	-15.36	1.4	60	3	1.3	0.65			

Table A.2. continued.

jName	AGC	CGCG	Date yymmdd	ON					OFF					n
				Filter Å	$T_{\text{exp}}$ sec	$N_{\text{exp}}$	A.M.	$\log(Zp)$ erg cm $^{-2}$ s $^{-1}$	Seeing arcsec	$T_{\text{exp}}$ sec	$N_{\text{exp}}$	Seeing arcsec		
(1)	(2)	(3)	(4)	(5)	(6)	(7)	(8)	(9)	(10)	(11)	(12)	(13)	(14)	
SDSSJ132215.4+265504	725556	-	2013-04-08	6683	360	3	1.003	-15.41	1.8	60	3	2.2	0.47	
SDSSJ132223.0+271057	725558	-	2013-04-08	6723	300	3	1.021	-15.41	1.8	60	3	1.8	0.38	
SDSSJ132251.8+272337	725562	-	2013-04-14	6723	480	3	1.065	-15.41	1.5	60	3	1.4	0.60	
SDSSJ132305.0+265116	725564	-	2010-04-15	6723	420	4	1.003	-15.80	1.8	240	1	2.0	1.00	
SDSSJ132324.6+263236	230296	161040	2013-04-07	6723	360	3	1.207	-15.41	2.1	60	3	2.1	0.46	
SDSSJ132333.1+263013	227772	-	2013-04-07	6723	360	3	1.207	-15.41	2.1	60	3	2.1	0.47	
SDSSJ132413.9+252212	238905	-	2013-05-11	6683	600	3	1.276	-15.37	1.9	120	4	1.8	0.40	
SDSSJ132507.3+255053	725589	-	2013-04-10	6723	300	3	1.151	-15.41	2.3	60	3	2.2	0.37	
SDSSJ132638.8+270223	232100	-	2010-04-21	6723	300	3	1.002	-15.80	3.8	240	1	3.8	1.00	
SDSSJ132651.2+263528	230341	161052	2001-04-20	6723	300	3	1.000	-15.82	2.3	300	3	2.5	1.13	
SDSSJ132651.7+263527	-	161052	2001-04-20	6723	300	3	1.000	-15.82	2.3	300	3	2.5	1.13	
SDSSJ132740.9+260341	725612	-	2011-03-27	6723	300	3	1.085	-15.35	1.8	180	1	1.6	0.13	
SDSSJ132813.6+262723	732637	-	2013-04-11	6723	300	3	1.087	-15.41	1.9	60	3	1.8	0.34	
SDSSJ132935.1+262435	8482	161066	2005-04-11	6723	420	3	1.500	-15.50	2.9	240	1	2.4	1.00	
SDSSJ132937.6+262521	231921	-	2005-04-11	6723	420	3	1.500	-15.50	3.3	240	1	2.7	1.00	
SDSSJ132939.1+254751	732645	-	2013-04-15	6723	480	3	1.168	-15.41	1.2	60	3	1.1	0.63	
SDSSJ133013.6+262021	-	-	2013-05-12	6723	600	3	1.655	-15.35	2.4	120	3	1.9	0.41	
SDSSJ133045.4+263117	231950	-	2014-04-27	6723	600	3	1.145	-15.36	1.3	60	3	1.1	0.76	
SDSSJ133121.8+253708	230390	131009	1996-04-20	6723	1200	3	1.400	-14.87	2.3	1200	2	2.1	1.10	
SDSSJ133442.3+273421	234922	-	2013-04-14	6723	300	3	1.124	-15.41	1.6	60	3	1.8	0.38	
SDSSJ133503.7+261757	732696	-	2012-04-18	6723	300	3	1.307	-15.33	2.0	60	3	1.9	0.38	
SDSSJ133513.5+273748	8567	-	2012-04-18	6723	600	3	1.080	-15.33	1.7	60	3	1.9	0.77	
SDSSJ133519.2+262529	8570	161082	2011-03-26	6723	300	3	1.016	-15.35	1.8	180	1	1.8	0.17	
SDSSJ133524.0+275442	230450	161083	2011-04-03	6730	600	3	1.002	-14.47	2.7	300	1	2.7	0.14	
SDSSJ133538.4+255230	230454	131014	2011-03-27	6723	300	3	1.110	-15.35	1.9	180	1	1.7	0.13	
SDSSJ133543.7+272433	231955	161085	2012-04-18	6723	420	3	1.422	-15.33	1.9	60	3	1.8	0.51	
SDSSJ133642.0+263900	725635	-	2013-04-14	6723	300	3	1.173	-15.41	1.5	60	3	1.4	0.38	
SDSSJ133703.6+271419	732709	-	2013-05-10	6723	600	3	1.399	-15.33	2.3	60	1	2.6	0.83	
SDSSJ133744.4+274711	231972	-	2012-04-22	6723	300	3	1.359	-15.33	1.4	60	3	1.3	0.38	
SDSSJ133802.2+265327	-	-	2013-05-11	6723	600	3	1.713	-15.37	2.0	120	3	1.9	0.41	
SDSSJ133803.0+262017	230493	-	2011-03-31	6723	300	3	1.007	-15.35	1.9	180	1	2.1	0.10	
SDSSJ133803.9+264443	732717	-	2014-05-02	6723	600	3	1.008	-15.36	1.5	60	3	1.5	0.78	
SDSSJ133829.6+260439	-	-	2012-04-24	6723	300	3	1.243	-15.34	1.3	60	3	1.2	0.38	
SDSSJ133831.6+260619	-	131016	2012-04-24	6723	300	3	1.243	-15.34	1.3	60	3	1.2	0.38	
SDSSJ133858.5+262947	732728	-	2013-04-07	6683	300	3	1.252	-15.41	2.0	60	3	2.0	0.37	
SDSSJ133923.3+265940	732731	-	2013-05-10	6723	600	2	1.637	-15.33	2.1	60	1	2.1	0.57	
SDSSJ133944.1+274635	230529	161111	2011-03-25	6723	420	3	1.045	-15.35	1.9	180	1	1.8	0.19	
SDSSJ133953.7+260813	725667	-	2013-04-13	6683	300	6	1.171	-15.41	1.9	60	6	1.9	1.00	
SDSSJ134017.9+262058	8652	161116	2011-03-25	6730	600	3	1.067	-14.66	1.3	300	1	2.0	0.17	
SDSSJ134043.8+265430	-	131023	2011-03-27	6730	600	3	1.087	-14.65	1.5	300	1	1.5	0.18	
SDSSJ134045.4+255719	725682	-	2011-04-02	6730	600	3	1.005	-14.61	1.9	300	1	1.4	0.22	
SDSSJ134046.8+255350	230546	131023	2011-03-27	6730	600	3	1.087	-14.65	1.5	300	1	1.5	0.18	
SDSSJ134051.1+242823	231440	131022	2011-03-25	6723	420	3	1.009	-15.35	1.8	180	1	1.7	0.15	
SDSSJ134058.3+274335	-	-	2012-04-21	6723	360	3	1.049	-15.33	1.6	60	3	1.2	0.46	
SDSSJ134104.1+274138	235067	-	2012-04-21	6723	360	3	1.049	-15.33	1.6	60	3	1.2	0.46	
SDSSJ134118.8+260620	725697	-	2013-04-10	6723	360	3	1.163	-15.41	2.4	60	3	2.1	0.44	
SDSSJ134138.1+244038	732741	-	2012-04-21	6683	420	3	1.094	-15.33	1.2	60	3	1.3	0.57	
SDSSJ134145.2+270016	230573	161122	2011-03-28	6730	600	3	1.166	-14.66	1.2	300	1	1.4	0.17	
SDSSJ134247.5+255322	725730	-	2012-04-17	6723	420	3	1.185	-15.33	1.6	60	3	1.4	0.49	
SDSSJ134318.0+243741	-	-	2012-04-21	6723	420	3	1.151	-15.33	1.4	60	3	1.2	0.52	
SDSSJ134552.9+264630	230635	162005	2014-04-28	6723	360	3	1.125	-15.36	1.5	60	3	1.4	0.50	
SDSSJ134609.4+251254	235176	-	2014-04-25	6723	420	3	1.123	-15.36	1.1	60	3	1.1	0.55	
SDSSJ134640.5+271436	238848	-	2013-04-08	6683	360	7	1.022	-15.41	2.6	60	9	1.6	0.38	
SDSSJ134704.5+245947	230653	132010	2011-04-04	6730	600	3	1.007	-14.53	2.1	300	1	1.8	0.16	
SDSSJ134737.4+262910	725794	-	2012-04-24	6683	360	3	1.296	-15.34	1.4	60	3	1.2	0.48	
SDSSJ134814.7+244639	8730	-	2011-04-05	6730	600	3	1.042	-14.60	1.8	300	1	1.5	0.17	
SDSSJ134835.6+240054	-	132016	2014-05-01	6723	600	3	1.028	-15.36	1.7	60	3	1.7	1.0	
SDSSJ134849.1+240002	732784	-	2014-05-01	6723	600	3	1.028	-15.36	1.7	60	3	1.7	0.77	
SDSSJ134914.7+244603	235285	-	2012-04-18	6723	600	3	1.143	-15.33	2.2	60	3	1.8	0.77	
SDSSJ134918.0+240542	235288	-	2011-03-29	6723	420	3	1.016	-15.35	1.8	180	1	1.9	0.18	
SDSSJ134924.6+244527	235294	-	2012-04-18	6723	600	3	1.143	-15.33	2.2	60	3	1.8	0.77	
SDSSJ134927.3+274952	725824	-	2012-04-20	6723	600	3	1.109	-15.33	1.7	60	3	1.4	0.74	
SDSSJ134941.5+243318	-	-	2011-03-31	6723	300	3	1.015	-15.35	2.3	180	1	1.8	0.15	
SDSSJ134947.3+243236	235308	-	2011-03-31	6723	300	3	1.015	-15.35	2.1	180	1	1.9	0.15	
SDSSJ135016.9+244940	749466	-	2014-05-02	6723	480	3	1.115	-15.36	1.4	60	3	1.4	0.60	
SDSSJ135030.8+245746	-	132019	2011-04-04	6730	600	3	1.010	-14.53	1.9	300	1	1.9	0.17	
SDSSJ135030.9+245834	231515	132019	2011-04-04	6730	600	3	1.010	-14.53	2.0	300	1	1.9	0.17	
SDSSJ135036.8+245738	-	-	2011-04-04	6730	600	3	1.010	-14.53	1.9	300	1	1.9	0.17	
SDSSJ135051.3+270230	725842	-	2014-04-30	6683	600	3	1.109	-15.36	2.0	60	3	2.2	0.82	
SDSSJ135107.4+240105	231076	132024	2011-03-26	6730	600	3	1.024	-14.66	2.8	300	1	2.2	0.16	
SDSSJ135121.4+242220	732795	-	2013-05-10	6723	600	3	2.298	-15.33	2.1	60	2	2.1	0.68	
SDSSJ135222.8+242803	235377	-	2014-04-25	6723	360	3	1.041	-15.36	1.4	60	3	1.3	0.50	

Table A.2. continued.

jName	AGC	CGCG	Date yymmdd	ON					OFF					<i>n</i>
				Filter Å	$T_{\text{exp}}$ sec	$N_{\text{exp}}$	A.M.	$\log(Zp)$ erg cm $^{-2}$ s $^{-1}$	Seeing arcsec	$T_{\text{exp}}$ sec	$N_{\text{exp}}$	Seeing arcsec		
(1)	(2)	(3)	(4)	(5)	(6)	(7)	(8)	(9)	(10)	(11)	(12)	(13)	(14)	
SDSSJ135455.8+250721	231958	132044	2011-04-05	6730	600	3	1.180	-14.60	2.2	300	1	1.5	0.17	
SDSSJ135457.4+250226	732815	-	2014-05-02	6723	480	3	1.057	-15.36	1.4	60	3	1.5	0.60	
SDSSJ135503.6+250851	-	-	2011-04-05	6730	600	3	1.180	-14.60	1.9	300	1	1.6	0.17	
SDSSJ135529.7+250424	8842	132047	2011-03-25	6723	420	3	1.080	-15.35	1.9	180	1	1.8	0.13	
SDSSJ135531.7+250735	231588	-	2011-03-29	6723	420	3	1.040	-15.35	2.2	180	1	1.6	0.19	
SDSSJ135532.5+250427	-	-	2011-03-25	6723	420	3	1.080	-15.35	1.9	180	1	1.6	0.13	
SDSSJ135534.3+250259	-	132048	2011-03-25	6723	420	3	1.080	-15.35	1.8	180	1	1.8	0.13	
SDSSJ135535.0+264140	231016	-	2011-03-26	6683	180	3	1.038	-15.36	1.8	180	1	1.9	0.08	
SDSSJ135536.0+251627	235452	-	2012-04-21	6723	420	3	1.192	-15.33	1.2	60	3	1.2	0.53	
SDSSJ135540.5+250910	-	132049	2011-03-29	6723	420	3	1.040	-15.35	1.7	180	1	1.4	0.19	
SDSSJ135546.3+250906	-	132051	2011-03-29	6723	420	3	1.040	-15.35	1.7	180	1	1.9	0.19	
SDSSJ135546.7+252226	725929	-	2011-03-28	6723	420	3	1.015	-15.35	1.6	180	1	1.6	0.18	
SDSSJ135610.6+242937	8855	132053	2011-04-02	6730	600	3	1.010	-14.61	1.4	300	1	1.8	0.19	
SDSSJ135649.1+255457	725949	132056	2011-03-26	6723	300	3	1.028	-15.35	1.7	180	1	1.5	0.13	
SDSSJ135715.3+241525	8873	132058	2011-03-28	6730	600	3	1.261	-14.66	1.5	300	1	1.4	0.17	
SDSSJ135737.7+264603	235479	-	2012-04-20	6723	300	3	1.193	-15.33	1.7	60	3	1.6	0.37	
SDSSJ135739.6+254628	8879	132059	2011-03-30	6723	300	3	1.011	-15.35	2.0	180	1	2.1	0.18	
SDSSJ135750.4+264240	725974	-	2012-04-16	6683	420	3	1.046	-15.33	2.4	60	3	2.3	0.54	
SDSSJ140211.0+251935	231608	132072	2011-04-04	6730	600	3	1.036	-14.53	2.1	300	1	1.9	0.15	
SDSSJ140322.9+261817	726051	-	2014-04-24	6723	360	3	1.074	-15.36	1.4	60	3	1.4	0.46	
SDSSJ140350.6+252316	732876	-	2012-03-26	6683	600	3	1.098	-15.18	3.3	180	3	2.6	0.25	
SDSSJ140436.8+275406	240053	162056	2011-03-28	6683	420	3	1.024	-15.36	1.6	180	1	1.4	0.19	
SDSSJ140543.1+251352	241379	132075	2011-04-02	6730	600	3	1.044	-14.61	1.3	300	1	1.4	0.15	
SDSSJ140551.6+251537	732886	-	2011-04-02	6730	600	3	1.044	-14.61	1.1	300	1	1.4	0.15	
SDSSJ140751.0+240716	726116	-	2014-04-25	6723	360	3	1.147	-15.36	1.1	60	3	1.1	0.40	
SDSSJ140848.8+271517	241596	162064	2011-04-04	6730	600	3	1.086	-14.53	2.1	300	1	2.0	0.16	
SDSSJ141057.2+252950	9073	133001	2011-04-04	6730	300	2	1.170	-15.41	1.9	300	2	2.5	0.20	
SDSSJ141105.1+252857	241189	-	2011-04-04	6730	300	2	1.170	-15.41	1.9	300	2	2.5	0.20	
SDSSJ141316.0+270029	9101	163007	2011-03-26	6683	300	3	1.038	-15.36	1.8	180	1	1.8	0.15	
SDSSJ141426.4+260453	726292	-	2012-04-17	6683	420	3	1.184	-15.33	1.5	60	3	1.5	0.53	
SDSSJ141501.0+264300	242111	-	2012-04-21	6683	420	3	1.215	-15.33	1.4	60	3	1.1	0.57	
SDSSJ141614.3+253244	241200	133021	2011-03-31	6683	300	3	1.012	-15.36	2.5	180	1	1.8	0.15	
SDSSJ141715.4+253353	732906	-	2013-04-11	6643	360	6	1.054	-15.41	1.9	60	6	2.1	1.00	
SDSSJ141758.7+262445	9150	163018	2011-03-25	6683	300	3	1.085	-15.36	2.0	180	1	1.6	0.13	
SDSSJ141759.5+250812	9149	133025	2011-03-26	6683	300	3	1.070	-15.36	1.8	180	1	1.6	0.13	
SDSSJ141825.5+253006	241202	-	2011-03-29	6683	300	3	1.042	-15.36	2.5	180	1	1.8	0.13	
SDSSJ141828.4+262945	732912	-	2014-04-28	6643	600	3	1.116	-15.36	1.4	60	3	1.5	0.80	
SDSSJ141842.3+245519	-	-	2011-03-29	6683	420	3	1.074	-15.36	1.6	180	1	1.9	0.13	
SDSSJ141847.8+245625	9165	133030	2011-03-29	6683	420	3	1.074	-15.36	1.7	180	1	1.9	0.13	
SDSSJ141901.3+254637	240256	-	2011-03-29	6683	420	3	1.074	-15.36	1.7	180	1	1.9	0.13	
SDSSJ141912.7+244755	9166	133032	2011-03-26	6690	600	3	1.012	-14.65	3.2	300	1	2.4	0.16	
SDSSJ141921.6+275223	726386	-	2012-04-21	6723	420	3	1.298	-15.33	1.6	60	3	1.2	0.55	
SDSSJ142049.0+255731	241085	133035	2011-03-30	6683	420	3	1.011	-15.36	2.2	180	1	1.9	0.19	
SDSSJ142152.8+264626	241969	-	2011-03-27	6683	300	3	1.110	-15.36	1.8	180	1	1.7	0.14	
SDSSJ142206.7+265948	726428	-	2014-04-27	6723	600	3	1.118	-15.36	1.3	60	3	1.1	0.80	
SDSSJ142250.7+244509	245616	-	2012-03-28	6683	600	3	1.190	-14.90	2.2	180	3	1.9	0.28	
SDSSJ142314.5+270825	726451	-	2014-04-30	6723	600	3	1.120	-15.36	1.9	60	3	2.1	0.80	
SDSSJ142321.0+270711	-	-	2014-04-30	6723	600	3	1.120	-15.36	1.9	60	3	2.1	0.80	
SDSSJ142422.9+243650	9230	133049	2011-03-25	6683	300	3	1.121	-15.36	1.8	180	1	1.7	0.19	
SDSSJ142448.8+261339	-	-	2013-04-13	6683	240	3	1.115	-15.41	1.5	60	3	1.5	0.30	
SDSSJ142456.6+250129	9236	133051	2011-03-30	6683	420	3	1.027	-15.36	2.2	180	1	2.0	0.14	
SDSSJ142519.7+274030	732935	-	2014-04-25	6723	480	3	1.159	-15.36	1.1	60	3	1.1	0.65	
SDSSJ142539.4+252242	240334	133053	2011-03-26	6683	420	3	1.016	-15.36	2.0	180	1	1.8	0.19	
SDSSJ142606.0+271439	732937	-	2014-05-01	6683	600	3	1.023	-15.36	1.6	60	3	1.6	0.75	
SDSSJ142619.7+252402	245731	-	2011-03-26	6683	180	3	1.056	-15.36	1.7	180	1	1.8	0.08	
SDSSJ142725.9+253052	9265	133059	2011-03-26	6690	600	3	1.007	-14.65	3.4	300	1	2.5	0.17	
SDSSJ142727.6+275914	749334	-	2013-04-14	6723	300	4	1.156	-15.41	1.3	60	3	1.6	0.39	
SDSSJ142750.3+255235	-	-	2012-04-20	6683	420	3	1.171	-15.33	1.6	60	3	1.7	0.54	
SDSSJ142750.8+255017	-	133060	2012-04-20	6683	420	3	1.171	-15.33	1.6	60	3	1.7	0.54	
SDSSJ142755.9+255743	749335	-	2013-04-13	6683	360	3	1.158	-15.41	1.6	60	3	1.7	0.49	
SDSSJ142758.8+255158	241495	-	2012-04-20	6683	420	3	1.171	-15.33	1.6	60	3	1.7	0.54	
SDSSJ142759.9+271419	240383	-	2012-04-22	6643	300	3	1.304	-15.33	1.5	60	3	1.5	0.39	
SDSSJ142800.2+253244	245775	-	2011-03-26	6683	300	3	1.036	-15.36	1.9	180	1	1.9	0.14	
SDSSJ142805.1+254949	-	-	2012-04-20	6683	420	3	1.171	-15.33	1.6	60	3	1.7	0.54	
SDSSJ142807.2+255207	-	133062	2012-04-20	6683	420	3	1.171	-15.33	1.6	60	3	1.7	0.54	
SDSSJ142808.5+264057	732944	-	2012-04-24	6683	300	3	1.249	-15.33	1.7	60	3	1.3	0.37	
SDSSJ142810.0+265608	240384	163056	2011-03-31	6683	420	3	1.015	-15.36	2.5	180	1	2.0	0.20	
SDSSJ142831.6+272432	9283	163058	2011-03-26	6683	300	3	1.085	-15.36	1.6	180	1	1.8	0.19	
SDSSJ142846.6+271502	-	-	2012-04-17	6643	360	3	1.225	-15.33	1.6	60	3	1.4	0.47	
SDSSJ142852.8+275003	726607	-	2011-03-31	6683	300	3	1.034	-15.36	1.9	180	1	2.0	0.14	
SDSSJ142857.0+253312	9294	133070	2011-03-31	6683	300	3	1.067	-15.36	2.4	180	1	2.1	0.14	
SDSSJ142907.7+272646	240406	-	2013-04-11	6643	360	3	1.070	-15.41	1.6	60	3	1.7	0.48	

Table A.2. continued.

jName	AGC	CGCG	Date yymmdd	ON					OFF					n
				Filter Å	$T_{\text{exp}}$ sec	$N_{\text{exp}}$	A.M.	$\log(Zp)$ erg cm $^{-2}$ s $^{-1}$	Seeing arcsec	$T_{\text{exp}}$ sec	$N_{\text{exp}}$	Seeing arcsec		
(1)	(2)	(3)	(4)	(5)	(6)	(7)	(8)	(9)	(10)	(11)	(12)	(13)	(14)	
SDSSJ142931.3+260306	-	-	2013-04-07	6683	300	3	1.178	-15.41	2.2	60	3	1.9	0.41	
SDSSJ142936.1+260349	240410	-	2013-04-07	6683	300	3	1.178	-15.41	2.3	60	3	1.9	0.42	
SDSSJ143002.4+245305	245825	-	2013-04-11	6643	360	6	1.118	-15.41	2.0	60	6	2.1	1.00	
SDSSJ143011.1+273154	9317	163067	2011-03-27	6683	420	3	1.125	-15.36	1.8	180	1	1.6	0.15	
SDSSJ143100.6+252924	9340	133081	2011-03-31	6683	300	3	1.099	nophot	2.5	180	1	2.3	0.19	
SDSSJ143103.9+262706	242166	-	2014-05-01	6643	800	3	1.062	-15.36	2.4	60	3	2.2	0.90	
SDSSJ143106.1+252118	9342	133082	2011-04-06	6690	600	2	1.219	-14.59	1.4	180	1	1.5	0.18	
SDSSJ143108.8+271412	240425	163071	2011-03-29	6683	420	3	1.094	-15.36	1.7	180	1	1.6	0.19	
SDSSJ143146.8+253259	726671	-	2012-03-26	6683	600	3	1.139	-15.18	2.3	180	3	2.4	0.26	
SDSSJ143215.0+261935	241971	-	2013-04-11	6683	480	3	1.163	-15.41	1.8	60	3	1.5	0.60	
SDSSJ143227.4+272538	240445	163076	2011-03-29	6683	300	3	1.144	-15.36	1.6	180	1	1.5	0.14	
SDSSJ143233.4+251552	732960	-	2012-04-24	6643	300	3	1.327	-15.33	1.8	60	3	1.6	0.43	
SDSSJ143317.1+254221	732965	-	2012-04-16	6683	600	3	1.078	-15.33	1.9	60	3	1.6	0.78	
SDSSJ143320.0+250300	732966	-	2014-04-24	6643	600	3	1.083	-15.36	1.4	60	3	1.3	0.80	
SDSSJ143320.5+261228	241204	-	2011-03-30	6683	420	3	1.044	-15.36	2.3	180	1	2.0	0.19	
SDSSJ143326.4+253917	726697	-	2012-04-16	6683	600	3	1.078	-15.33	1.9	60	3	1.6	0.78	
SDSSJ143412.6+252804	9378	133088	2011-03-25	6690	600	3	1.062	-14.66	2.1	300	1	1.8	0.18	
SDSSJ143417.1+271705	732972	-	2013-04-13	6643	360	3	1.207	-15.41	1.7	60	3	1.7	0.47	
SDSSJ143437.2+240833	245949	-	2011-03-30	6723	420	3	1.089	-15.35	2.2	180	1	1.9	0.19	
SDSSJ143448.7+240007	245955	-	2013-04-10	6723	420	3	1.167	-15.41	3.6	60	3	2.5	0.46	
SDSSJ143705.1+245841	240532	133097	2013-04-09	6643	300	3	1.046	-15.41	3.0	60	3	3.4	0.41	
SDSSJ143937.2+243218	9449	134009	2011-03-28	6683	420	3	1.024	-15.36	1.8	180	1	1.5	0.16	
SDSSJ143953.4+255809	733018	-	2014-05-02	6683	600	3	1.098	-15.36	1.5	60	3	1.4	0.80	
SDSSJ143958.7+242105	242173	-	2013-04-13	6683	360	3	1.276	-15.41	1.9	60	3	1.8	0.47	
SDSSJ144033.9+273300	733031	-	2013-04-10	6683	360	3	1.213	-15.41	2.9	60	3	2.7	0.45	
SDSSJ144217.9+253033	241234	134016	2011-03-26	6730	600	3	1.022	-14.66	2.3	300	1	2.3	0.17	
SDSSJ144254.1+241236	249390	-	2014-04-28	6683	600	3	1.151	-15.36	1.4	60	3	1.4	0.80	
SDSSJ144532.8+254105	242167	-	2013-04-13	6643	360	3	1.372	-15.41	1.6	60	3	1.4	0.48	
SDSSJ144633.7+254209	242174	-	2014-04-24	6643	600	3	1.132	-15.36	1.5	60	3	1.5	0.85	
SDSSJ144709.4+245009	9527	-	2012-04-20	6643	360	3	1.203	-15.33	1.6	60	3	1.4	0.50	
SDSSJ144931.5+273753	-	-	2013-04-15	6723	300	3	1.098	-15.41	1.2	60	3	1.1	0.38	
SDSSJ144954.2+274202	246210	-	2014-04-25	6723	300	3	1.212	-15.36	1.2	60	3	1.2	0.40	
SDSSJ145034.1+244917	240764	134042	2011-03-28	6723	420	3	1.042	-15.35	1.7	180	1	1.5	0.19	
SDSSJ145332.8+240034	733225	-	2013-04-09	6683	300	3	1.055	-15.41	3.0	60	3	2.9	0.38	
SDSSJ145444.7+240545	9594	134054	2011-03-28	6683	420	3	1.073	-15.36	1.7	180	1	1.5	0.20	
SDSSJ145535.6+243003	733261	-	2012-03-24	6683	600	1	1.097	-15.25	2.0	180	3	1.9	0.26	
SDSSJ145547.4+245403	733265	-	2012-04-17	6683	300	3	1.343	-	1.5	60	3	1.5	0.22	
SDSSJ145552.3+244310	9606	-	2013-04-15	6683	600	3	1.142	-15.41	1.3	60	3	1.0	0.77	
SDSSJ145803.8+250047	733312	-	2012-03-27	6643	600	3	1.076	-15.20	2.2	180	3	2.1	0.25	
SDSSJ145817.8+244254	749490	-	2013-04-09	6683	300	3	1.123	-15.41	3.9	60	3	3.9	0.39	
SDSSJ145836.4+242240	733326	-	2012-04-20	6683	300	3	1.262	-15.33	2.0	60	3	1.9	0.41	
SDSSJ145934.3+270658	9644	164050	2013-04-07	6723	300	3	1.153	-15.41	2.1	60	3	2.0	0.34	
SDSSJ150145.1+260014	733380	-	2013-04-14	6723	600	4	1.144	-15.41	1.4	60	3	1.4	0.73	
SDSSJ150153.6+255751	9662	134066	2013-04-14	6723	600	4	1.144	-15.41	1.5	60	3	1.3	0.73	
SDSSJ150448.9+251405	733465	-	2012-04-24	6643	540	3	1.294	-15.33	1.4	60	3	1.4	0.72	
SDSSJ150609.3+254658	9705	135011	2011-03-27	6730	600	2	1.110	-14.65	1.0	300	1	1.1	0.16	
SDSSJ151204.6+253745	733590	-	2013-04-11	6723	420	3	1.143	-15.41	1.6	60	3	1.5	0.53	
SDSSJ151211.6+243344	727025	-	2012-04-16	6723	420	3	1.089	-15.33	1.7	60	3	1.2	0.53	
SDSSJ151357.3+271516	733612	-	2014-04-27	6723	420	6	1.106	-15.36	1.5	60	3	1.3	0.55	
SDSSJ151408.2+254158	250366	135030	2011-03-26	6723	300	3	1.014	-15.35	1.7	180	1	1.7	0.13	
SDSSJ151433.2+254621	733620	135035	2011-03-28	6723	420	3	1.084	-15.35	1.8	180	1	1.6	0.20	
SDSSJ151441.9+254301	733623	-	2011-03-28	6723	420	3	1.084	-15.35	1.8	180	1	1.7	0.20	
SDSSJ151530.7+252720	252011	135038	2011-03-29	6723	420	3	1.020	-15.35	2.1	180	1	1.5	0.19	
SDSSJ151618.6+245209	250405	135039	2011-03-26	6723	300	3	1.053	-15.35	1.8	180	1	1.5	0.13	
SDSSJ151618.8+245040	-	-	2011-03-26	6723	300	3	1.053	-15.35	1.8	180	1	1.5	0.13	
SDSSJ151659.1+242917	250425	-	2011-03-30	6723	300	3	1.006	-15.35	1.9	180	1	1.9	0.13	
SDSSJ152057.6+242637	733690	-	2012-04-21	6683	420	4	1.207	-15.33	1.5	60	3	1.2	0.54	
SDSSJ153033.7+251540	727136	-	2011-03-30	6723	420	3	1.046	-15.35	2.0	180	1	1.9	0.19	
SDSSJ153035.8+264408	733730	-	2012-04-18	6723	360	3	1.125	-15.33	1.8	60	3	1.4	0.45	
SDSSJ153909.5+244951	727221	-	2011-03-28	6683	300	3	1.015	-15.36	1.8	180	1	1.6	0.13	
SDSSJ153926.0+245636	727227	-	2011-04-06	6730	600	1	1.125	-14.60	1.8	300	1	1.4	0.27	
SDSSJ153927.6+245651	-	136042	2011-04-06	6730	600	1	1.125	-14.60	1.9	300	1	1.8	0.27	
SDSSJ154037.0+262055	252480	166029	2011-03-30	6683	300	3	1.063	-15.36	2.1	180	1	1.8	0.14	
SDSSJ154253.0+242613	727252	-	2014-04-27	6723	600	3	1.112	-15.36	1.5	60	3	1.4	0.80	
SDSSJ154311.0+240709	727256	-	2012-04-16	6723	420	3	1.087	-15.33	1.9	60	3	1.4	0.64	
SDSSJ154454.9+242121	727273	-	2012-04-20	6723	300	3	1.188	-15.33	1.8	60	3	1.7	0.41	
SDSSJ154523.2+243024	251210	136068	2011-03-27	6723	600	3	1.006	-15.35	1.7	180	1	1.4	0.27	
SDSSJ154814.8+261650	255016	-	2014-04-25	6723	480	4	1.123	-15.36	1.2	60	3	1.2	0.65	
SDSSJ154929.0+245236	727310	-	2012-04-16	6723	420	3	1.129	-	1.6	60	3	1.6	0.41	
SDSSJ155108.3+254320	10063	-	2011-03-31	6723	300	3	1.007	-	2.4	180	1	2.5	0.11	
SDSSJ155113.2+254206	10064	136098	2011-03-31	6723	300	3	1.007	-	2.5	180	1	2.5	0.11	
SDSSJ155128.6+254912	749351	-	2012-04-18	6723	360	3	1.138	-15.33	1.9	60	3	2.1	0.46	

**Table A.2.** continued.

jName	AGC	CGCG	Date yymmdd	ON					OFF				<i>n</i>
				Filter Å	$T_{\text{exp}}$ sec	$N_{\text{exp}}$	A.M.	$\log(Zp)$ erg cm $^{-2}$ s $^{-1}$	Seeing arcsec	$T_{\text{exp}}$ sec	$N_{\text{exp}}$	Seeing arcsec	
(1)	(2)	(3)	(4)	(5)	(6)	(7)	(8)	(9)	(10)	(11)	(12)	(13)	(14)
SDSSJ155153.0+255841	252190	136102	2011-03-31	6723	300	3	1.032	-	2.2	180	1	2.2	0.14
SDSSJ155333.7+255012	749353	-	2013-04-13	6723	300	5	1.205	-15.41	1.7	60	3	1.5	0.40
SDSSJ155554.8+265759	10096	167004	2011-03-25	6723	420	4	1.060	-15.35	1.9	180	1	1.9	0.19
SDSSJ155652.6+243942	255250	-	2012-04-22	6723	420	3	1.126	-15.33	1.5	60	3	1.4	0.55
SDSSJ155843.6+264905	251402	167009	2013-04-15	6643	300	3	1.086	-15.41	1.2	60	3	1.1	0.37

**Table A.3.** Integrated  $H\alpha$  Photometric parameters of the 724 target galaxies.

jName	AGC	CGCG	R.A. (J2000)	DEC. (J2000)	EW $H\alpha$	$\sigma_{EWH\alpha}$	log F( $H\alpha$ )	log $\sigma_{F(H\alpha)}$	log SFR	Quality
(1)	(2)	(3)	hhmmss.ss	° ' "	Å	Å	erg cm <sup>-2</sup> s <sup>-1</sup>	erg cm <sup>-2</sup> s <sup>-1</sup>	M <sub>⊙</sub> y <sup>-1</sup>	(11)
SDSSJ100016.4+244850	721965	-	10:00:16.40	24:48:50.0	36.80	6.70	-13.71	0.07	-0.802	P
SDSSJ100415.8+241416	721890	-	10:04:15.88	24:14:16.1	19.71	5.48	-13.30	0.11	-0.561	P
SDSSJ100445.2+255832	-	-	10:04:45.27	25:58:32.4	14.69	3.76	-14.13	0.11	-1.291	P
SDSSJ100531.9+254758	721912	-	10:05:31.97	25:47:58.1	45.04	3.76	-13.83	0.03	-1.029	P
SDSSJ100534.4+273051	5437	-	10:05:34.48	27:30:51.7	24.73	6.20	-13.51	0.10	-0.695	P
SDSSJ100723.0+244558	721938	-	10:07:23.07	24:45:58.5	44.20	7.00	-	-	-	N
SDSSJ100909.7+273550	721947	-	10:09:09.79	27:35:50.7	11.84	15.10	-13.91	0.54	-1.111	P
SDSSJ101023.6+270702	721960	-	10:10:23.64	27:07:02.7	12.26	9.63	-13.88	0.33	-1.041	P
SDSSJ101027.9+275721	5484	153027	10:10:27.91	27:57:21.9	18.42	5.15	-12.78	0.11	-0.317	P
SDSSJ101040.3+242450	5488	123020	10:10:40.32	24:24:50.9	62.13	10.80	-12.62	0.06	0.084	P
SDSSJ101049.1+272019	721965	-	10:10:49.18	27:20:17.7	14.95	6.07	-14.19	0.17	-1.354	P
SDSSJ101058.8+253015	721966	-	10:10:58.86	25:30:15.8	128.00	8.41	-13.25	0.02	-0.490	P
SDSSJ101217.6+275143	5499	153029	10:12:17.64	27:51:43.4	13.48	4.34	-12.76	0.14	-0.298	P
SDSSJ101442.9+244235	731440	-	10:14:42.95	24:42:35.9	24.89	3.70	-13.59	0.06	-0.773	P
SDSSJ101532.7+244325	731441	-	10:15:32.74	24:43:25.6	21.40	5.00	-14.26	0.10	-1.390	P
SDSSJ101608.6+243831	722014	-	10:16:08.61	24:38:31.2	32.26	6.28	-13.56	0.08	-0.738	P
SDSSJ101620.8+244523	201773	-	10:16:20.80	24:45:23.0	20.52	6.51	-13.39	0.13	-0.623	P
SDSSJ101901.9+250214	722056	-	10:19:01.93	25:02:14.4	23.98	5.49	-13.32	0.10	-0.555	P
SDSSJ102003.6+253418	-	-	10:20:03.66	25:34:18.2	26.09	3.64	-13.76	0.06	-1.076	P
SDSSJ102011.0+274901	5580	154003	10:20:11.08	27:49:01.3	16.23	8.27	-12.79	0.21	-0.295	P
SDSSJ102016.6+243550	722076	-	10:20:16.67	24:35:50.9	23.02	3.95	-13.26	0.07	-0.507	P
SDSSJ102021.9+243251	722077	-	10:20:21.90	24:32:51.0	16.50	4.50	-14.28	0.12	-1.665	P
SDSSJ102042.5+245517	-	-	10:20:42.56	24:55:17.9	106.20	5.66	-13.43	0.02	-0.588	P
SDSSJ102200.3+255221	201373	-	10:22:00.33	25:52:21.4	64.44	5.11	-12.80	0.03	-0.035	P
SDSSJ102209.2+241430	722130	-	10:22:09.27	24:14:30.3	9.43	5.58	-13.58	0.25	-0.865	P
SDSSJ102350.2+261302	722161	-	10:23:50.21	26:13:02.4	28.92	5.75	-13.62	0.08	-1.009	P
SDSSJ102423.6+265645	722174	-	10:24:23.65	26:56:45.2	24.73	5.47	-13.94	0.09	-1.252	P
SDSSJ102425.9+242428	722177	-	10:24:25.96	24:24:28.0	46.96	5.37	-13.48	0.04	-0.671	P
SDSSJ102429.6+242523	-	-	10:24:29.61	24:25:23.9	15.60	8.23	-14.55	0.22	-1.661	P
SDSSJ102432.0+241413	201401	124019	10:24:32.07	24:14:13.1	82.16	4.64	-12.49	0.02	0.202	P
SDSSJ102613.7+275307	5647	154014	10:26:13.74	27:53:07.1	18.63	4.17	-13.16	0.09	-0.444	P
SDSSJ102715.8+253106	202047	-	10:27:15.84	25:31:06.7	31.52	5.87	-13.38	0.08	-0.599	P
SDSSJ102744.0+270836	5670	-	10:27:44.06	27:08:36.7	18.20	3.55	-13.49	0.08	-0.708	P
SDSSJ102826.7+242437	731453	-	10:28:26.71	24:24:37.8	46.28	6.17	-13.32	0.05	-0.521	P
SDSSJ102852.0+264734	722227	-	10:28:52.02	26:47:34.7	22.55	5.22	-13.50	0.10	-0.868	P
SDSSJ102852.7+262011	5679	154018	10:28:52.75	26:20:11.2	19.22	7.34	-13.01	0.16	-0.264	P
SDSSJ102912.6+252351	722231	-	10:29:12.60	25:23:51.5	31.25	5.19	-13.52	0.07	-0.757	P
SDSSJ102916.8+260557	5684	124029	10:29:16.84	26:05:57.2	21.98	6.21	-12.41	0.11	0.072	P
SDSSJ102923.0+260413	-	-	10:29:23.06	26:04:13.6	37.83	10.50	-13.26	0.12	-0.671	P
SDSSJ103019.7+261607	208384	-	10:30:19.80	26:16:07.7	33.07	5.44	-13.80	0.07	-0.944	P
SDSSJ103103.6+255449	-	-	10:31:03.68	25:54:49.5	14.39	4.48	-14.46	0.13	-1.634	P
SDSSJ103105.5+255258	-	-	10:31:05.58	25:52:58.4	24.97	4.08	-13.31	0.07	-0.578	P
SDSSJ103115.9+255138	722257	-	10:31:15.92	25:51:38.1	15.26	4.54	-13.80	0.13	-1.079	P
SDSSJ103118.6+255112	-	124033	10:31:18.70	25:51:12.4	8.57	3.41	-13.31	0.17	-0.676	P
SDSSJ103129.9+245209	5711	124034	10:31:29.98	24:52:10.0	11.98	3.72	-12.58	0.13	0.055	P
SDSSJ103138.8+255902	5713	124035	10:31:38.89	25:59:02.1	3.67	4.13	-13.41	0.48	-0.755	P
SDSSJ103216.0+252019	731458	-	10:32:16.00	25:20:19.0	36.40	6.30	-14.05	0.07	-1.194	P
SDSSJ103227.2+254420	731459	-	10:32:27.23	25:44:20.0	22.31	5.41	-13.76	0.10	-0.923	P
SDSSJ103353.6+240119	202002	124037	10:33:53.67	24:01:19.6	27.75	3.33	-12.99	0.05	-0.394	P
SDSSJ103509.4+250217	722317	124039	10:35:09.41	25:02:17.1	7.26	3.30	-13.55	0.20	-1.015	P
SDSSJ103819.0+242239	749414	-	10:38:19.10	24:22:39.0	20.75	3.97	-13.78	0.08	-0.962	P
SDSSJ103934.0+270302	731468	-	10:39:34.09	27:03:02.4	-1.93	3.82	-	-	-	P*
SDSSJ103939.0+251921	5800	124049	10:39:39.03	25:19:21.9	66.50	5.00	-12.25	0.03	0.310	P
SDSSJ103942.3+264338	200506	154037	10:39:42.38	26:43:38.3	81.92	5.23	-12.36	0.02	0.285	P
SDSSJ103953.2+272239	731470	-	10:39:53.28	27:22:40.0	34.77	6.67	-13.59	0.08	-1.018	P
SDSSJ103957.9+240528	5803	124051	10:39:57.93	24:05:28.5	6.25	4.66	-12.99	0.32	-0.330	P
SDSSJ104022.9+272717	722438	-	10:40:22.90	27:27:17.2	29.79	4.41	-14.01	0.06	-1.155	P
SDSSJ104039.3+244525	731471	-	10:40:39.37	24:45:25.7	30.85	5.54	-13.96	0.07	-1.213	P
SDSSJ104107.3+255825	722456	-	10:41:07.39	25:58:25.1	33.64	4.22	-13.49	0.05	-0.712	P
SDSSJ104244.6+265036	200539	154040	10:42:44.63	26:50:36.9	12.14	3.43	-13.22	0.12	-0.557	P
SDSSJ104331.4+251524	722499	-	10:43:31.43	25:15:24.8	70.96	4.77	-13.50	0.02	-0.788	P*
SDSSJ104401.8+262606	722504	-	10:44:01.85	26:26:06.1	45.26	5.43	-13.46	0.05	-0.631	P
SDSSJ104431.7+260508	201194	-	10:44:31.73	26:05:08.4	32.46	5.54	-13.83	0.07	-1.002	P
SDSSJ104436.9+261054	5855	124064	10:44:36.95	26:10:54.1	20.55	3.91	-12.72	0.08	-0.050	P
SDSSJ104442.9+241225	731494	-	10:44:42.98	24:12:26.0	52.74	4.53	-13.62	0.03	-0.804	P
SDSSJ104532.2+240900	201600	125004	10:45:32.30	24:09:01.0	33.73	3.70	-12.70	0.04	-0.024	P
SDSSJ104548.7+254748	722525	-	10:45:48.74	25:47:48.9	57.06	6.93	-13.51	0.05	-0.637	P
SDSSJ104607.3+255417	5874	125007	10:46:07.34	25:54:17.7	7.41	5.89	-13.14	0.34	-0.444	P*
SDSSJ104627.3+263530	722534	-	10:46:27.32	26:35:30.1	30.20	6.20	-13.71	0.08	-0.869	P
SDSSJ104702.5+263234	5884	155007	10:47:02.59	26:32:34.4	21.75	5.93	-12.71	0.11	0.002	P
SDSSJ104739.3+261741	5894	155010	10:47:39.36	26:17:41.3	14.47	4.27	-12.80	0.13	-0.103	P
SDSSJ104752.6+261503	200580	155013	10:47:52.67	26:15:03.8	74.09	4.54	-12.41	0.02	0.358	P

Table A.3. continued.

jName	AGC	CGCG	R.A. (J2000)	DEC. (J2000)	EW $H\alpha$	$\sigma_{EWH\alpha}$	log F(H $\alpha$ )	log $\sigma_{F(H\alpha)}$	log SFR	Quality
(1)	(2)	(3)	hhmmss.ss	° ' "	(6)	(7)	erg cm $^{-2}$ s $^{-1}$	erg cm $^{-2}$ s $^{-1}$	M $_{\odot}$ y $^{-1}$	(11)
SDSSJ104823.6+262446	722554	-	10:48:23.61	26:24:46.1	38.61	5.19	-13.37	0.05	-0.567	P
SDSSJ104827.2+263501	5912	155016	10:48:27.29	26:35:01.7	17.30	7.16	-12.80	0.17	-0.101	P
SDSSJ104835.3+264727	722556	-	10:48:35.39	26:47:27.2	30.61	6.01	-13.77	0.08	-0.894	P
SDSSJ104844.2+260313	200591	-	10:48:44.21	26:03:13.1	181.70	8.23	-12.18	0.01	0.739	P
SDSSJ104846.8+264612	200590	155017	10:48:46.81	26:46:12.2	34.20	3.69	-12.82	0.04	-0.080	P
SDSSJ104852.1+265655	200865	-	10:48:52.10	26:56:55.4	75.04	4.53	-13.00	0.02	-0.061	P
SDSSJ104928.8+260222	722572	-	10:49:28.86	26:02:22.6	8.46	3.08	-13.47	0.16	-0.952	P
SDSSJ105007.5+262724	722585	-	10:50:07.56	26:27:24.9	66.08	4.90	-13.32	0.03	-0.509	P
SDSSJ105022.7+264406	200622	155023	10:50:22.80	26:44:07.0	35.42	4.79	-12.89	0.05	-0.114	P
SDSSJ105029.1+262034	200867	155024	10:50:29.20	26:20:34.2	19.38	3.28	-13.16	0.07	-0.466	P
SDSSJ105058.3+251340	201644	125012	10:50:58.38	25:13:40.8	12.45	3.20	-13.11	0.11	-0.453	P
SDSSJ105112.2+251845	731513	-	10:51:12.22	25:18:45.2	62.59	4.29	-13.42	0.02	-0.528	P
SDSSJ105112.7+273259	722597	-	10:51:12.76	27:32:59.1	10.80	4.74	-14.50	0.19	-1.984	P
SDSSJ105213.8+260034	722613	-	10:52:13.87	26:00:34.3	37.17	5.93	-13.45	0.06	-0.620	P
SDSSJ105306.5+275328	722623	-	10:53:06.51	27:53:28.7	45.56	5.15	-13.50	0.04	-0.530	P
SDSSJ105314.6+255349	722626	125014	10:53:14.67	25:53:50.0	33.48	4.62	-13.12	0.06	-0.351	P
SDSSJ105338.5+265435	6012	-	10:53:38.53	26:54:35.5	18.63	4.42	-13.14	0.10	-0.447	P
SDSSJ105422.7+265345	-	-	10:54:22.75	26:53:45.4	13.97	3.37	-13.62	0.10	-0.858	P
SDSSJ105721.3+264919	722694	-	10:57:21.31	26:49:19.1	30.60	4.76	-13.66	0.06	-0.824	P
SDSSJ105748.0+241006	202111	-	10:57:48.00	24:10:06.5	30.41	4.31	-13.43	0.06	-0.669	P
SDSSJ105759.7+263820	722704	-	10:57:59.70	26:38:20.0	63.20	7.10	-13.98	0.04	-1.095	P
SDSSJ105819.5+241517	-	-	10:58:19.57	24:15:17.4	2.27	4.02	-14.49	0.77	-1.723	P
SDSSJ105820.5+241127	-	-	10:58:20.56	24:11:27.9	21.34	4.28	-13.22	0.08	-0.568	P
SDSSJ105825.2+241334	6058	125017	10:58:25.30	24:13:35.0	7.22	3.86	-12.92	0.23	-0.281	P
SDSSJ105827.1+241145	200744	-	10:58:27.14	24:11:45.8	48.53	4.62	-13.11	0.04	-0.294	P
SDSSJ105828.3+242223	201702	125019	10:58:28.32	24:22:23.3	25.87	3.93	-12.68	0.06	-0.028	P
SDSSJ105831.0+242149	-	-	10:58:31.01	24:21:49.7	-1.00	0.00	-	-	-	P
SDSSJ105845.6+250827	6063	125020	10:58:45.67	25:08:27.4	17.86	4.15	-12.95	0.10	-0.294	P
SDSSJ105923.1+241016	722725	-	10:59:23.15	24:10:16.5	44.35	4.17	-13.28	0.04	-0.476	P
SDSSJ110127.7+274310	6099	155044	11:01:27.80	27:43:11.0	20.58	5.66	-12.81	0.12	0.169	P
SDSSJ110131.5+253320	749424	-	11:01:31.51	25:33:20.4	28.34	6.79	-14.18	0.10	-1.312	P
SDSSJ110154.2+262631	722767	-	11:01:54.29	26:26:31.1	55.88	5.15	-13.30	0.03	-0.492	P
SDSSJ110209.4+260909	722772	-	11:02:09.42	26:09:09.5	54.63	5.12	-13.11	0.09	-0.327	P
SDSSJ110214.1+265405	-	-	11:02:14.16	26:54:05.1	20.13	7.74	-14.30	0.16	-1.438	P
SDSSJ110222.8+265416	200871	155046	11:02:22.87	26:54:16.7	32.18	5.72	-13.12	0.07	-0.109	P
SDSSJ110650.5+271708	731548	-	11:06:50.51	27:17:08.8	41.33	5.24	-13.64	0.05	-0.780	P
SDSSJ110717.3+260746	731552	-	11:07:17.36	26:07:46.8	36.97	4.43	-13.88	0.05	-0.987	P
SDSSJ110855.6+263637	6190	155072	11:08:55.66	26:36:37.8	11.73	4.99	-13.00	0.18	-0.295	P
SDSSJ110951.4+241541	6207	125035	11:09:51.46	24:15:41.9	55.31	4.97	-12.35	0.03	0.345	P
SDSSJ110954.4+241524	-	125036	11:09:54.46	24:15:24.8	51.14	5.01	-12.38	0.04	0.337	P
SDSSJ111129.4+240339	731568	-	11:11:29.40	24:03:39.0	25.70	5.00	-13.76	0.08	-0.928	P
SDSSJ111156.8+271609	749191	-	11:11:56.90	27:16:09.8	40.97	5.54	-13.93	0.05	-1.007	P
SDSSJ111236.7+241451	723145	-	11:12:36.79	24:14:51.8	28.14	4.84	-13.69	0.07	-0.836	P
SDSSJ111240.6+252925	210158	126005	11:12:40.68	25:29:52.7	37.90	3.66	-12.95	0.04	-0.510	P
SDSSJ111252.7+272637	6247	156023	11:12:52.72	27:26:37.8	19.03	3.45	-12.93	0.08	-0.185	P
SDSSJ111319.0+255145	6252	126008	11:13:19.08	25:51:45.8	25.46	7.87	-12.94	0.13	-0.191	P
SDSSJ111336.2+241224	731579	-	11:13:36.25	24:12:24.2	34.37	4.90	-13.84	0.06	-0.951	P
SDSSJ111410.1+271420	210173	156029	11:14:10.17	27:14:20.1	23.45	4.62	-13.12	0.08	-0.213	P
SDSSJ111449.1+271410	-	-	11:14:49.10	27:14:10.0	40.10	4.60	-13.32	0.05	-0.241	P
SDSSJ111508.5+274632	723242	-	11:15:08.54	27:46:32.1	17.67	6.80	-13.30	0.16	-0.356	P
SDSSJ111518.1+272404	210188	156037	11:15:18.19	27:24:05.0	12.75	4.44	-13.24	0.15	-0.368	P
SDSSJ111610.6+262740	211175	-	11:16:10.60	26:27:40.0	38.75	5.40	-13.35	0.06	-0.219	P
SDSSJ111612.8+264646	731598	-	11:16:12.80	26:46:46.0	38.30	5.20	-13.81	0.06	-0.991	P
SDSSJ111638.8+265908	731600	-	11:16:38.90	26:59:08.9	4.39	5.69	-14.60	0.56	-1.664	P
SDSSJ111659.9+244555	731607	-	11:16:59.94	24:45:55.4	33.95	4.80	-13.87	0.06	-1.245	P
SDSSJ111709.7+255041	210221	-	11:17:09.79	25:50:41.7	24.57	3.43	-13.13	0.06	-0.319	P
SDSSJ111720.1+275219	723337	-	11:17:20.10	27:52:19.0	40.60	8.50	-14.08	0.08	-1.159	P
SDSSJ111721.8+274023	6302	156049	11:17:21.88	27:40:23.5	19.38	4.98	-13.21	0.11	-0.560	P
SDSSJ111739.3+270523	6308	-	11:17:39.31	27:05:23.8	29.46	4.64	-13.24	0.06	-0.311	P
SDSSJ111750.6+263732	-	156050	11:17:50.60	26:37:32.0	14.10	3.90	-12.65	0.12	0.12	P
SDSSJ111807.8+272028	731614	-	11:18:07.85	27:20:28.6	3.15	5.97	-14.84	0.82	-1.790	P
SDSSJ111814.7+263713	6321	156056	11:18:14.71	26:37:14.0	26.99	5.56	-12.86	0.09	0.064	P
SDSSJ111828.2+251925	6325	126024	11:18:28.27	25:19:25.2	31.11	5.20	-12.80	0.07	0.041	P
SDSSJ111849.5+254121	723407	-	11:18:49.59	25:41:21.5	30.79	4.04	-13.51	0.05	-0.725	P
SDSSJ111854.5+260837	723410	-	11:18:54.58	26:08:37.4	24.82	4.72	-13.42	0.08	-0.471	P
SDSSJ111858.4+261058	-	-	11:18:58.41	26:10:58.5	19.00	6.88	-14.38	0.15	-1.285	P
SDSSJ111908.2+270756	723413	-	11:19:08.27	27:07:56.0	43.52	7.07	-13.75	0.07	-0.767	P
SDSSJ111921.6+250012	-	-	11:19:21.64	25:00:12.9	27.42	10.30	-14.32	0.06	-1.319	P
SDSSJ111929.9+245921	210252	126032	11:19:30.00	24:59:21.6	5.91	4.16	-13.42	0.30	-0.573	P
SDSSJ111939.4+245546	6336	126033	11:19:39.41	24:55:46.4	13.49	4.68	-13.00	0.14	-0.155	P*
SDSSJ111952.8+263304	749198	-	11:19:52.80	26:33:04.0	59.90	5.8	-14.02	0.04	-1.100	P
SDSSJ111953.5+242317	731635	-	11:19:53.50	24:23:17.0	38.80	4.8	-14.01	0.05	-0.844	P
SDSSJ112051.2+271118	731645	-	11:20:51.28	27:11:18.4	33.48	5.90	-13.91	0.07	-1.043	P

Table A.3. continued.

jName	AGC	CGCG	R.A. (J2000)	DEC. (J2000)	EW $H\alpha$	$\sigma_{EWH\alpha}$	log F(H $\alpha$ )	log $\sigma_{F(H\alpha)}$	log SFR	Quality
(1)	(2)	(3)	hhmmss.ss (4)	° ' " (5)	Å (6)	Å (7)	erg cm <sup>-2</sup> s <sup>-1</sup> (8)	erg cm <sup>-2</sup> s <sup>-1</sup> (9)	M $_{\odot}$ y <sup>-1</sup> (10)	(11)
SDSSJ112100.3+241812	210257	126035	11:21:00.31	24:18:12.1	7.815	3.89	-13.30	0.21	-0.385	P
SDSSJ112113.8+270611	749199	-	11:21:13.90	27:06:11.9	27.13	4.86	-14.03	0.07	-1.098	P
SDSSJ112115.2+261505	723474	-	11:21:15.29	26:15:05.9	59.57	4.60	-13.35	0.03	-0.514	P
SDSSJ112127.6+242417	210260	126037	11:21:27.63	24:24:17.3	44.54	4.72	-12.95	0.04	-0.148	P
SDSSJ112146.5+255817	723481	-	11:21:46.52	25:58:17.6	17.74	4.73	-13.65	0.11	-0.911	P
SDSSJ112202.0+255515	210271	126039	11:22:02.07	25:55:15.2	23.73	6.09	-13.44	0.11	-0.705	P
SDSSJ112209.9+241844	-	-	11:22:09.90	24:18:44.1	8.56	5.04	-14.47	0.25	-1.435	P
SDSSJ112214.2+241800	-	126040	11:22:14.22	24:18:00.5	9.78	4.04	-13.31	0.18	-0.427	P
SDSSJ112226.3+241756	-	126042	11:22:26.35	24:17:56.6	5.82	3.92	-13.25	0.29	-0.457	P
SDSSJ112230.0+241645	-	126044	11:22:30.07	24:16:45.3	2.02	5.09	-13.76	1.09	-0.827	P
SDSSJ112230.5+241759	-	-	11:22:30.54	24:17:59.7	1.54	3.54	-14.35	1.0	-1.502	P
SDSSJ112232.2+242653	731664	-	11:22:32.25	24:26:53.8	86.32	6.84	-13.47	0.03	-0.487	P
SDSSJ112232.3+273456	731665	-	11:22:32.30	27:34:56.0	19.30	4.70	-14.33	0.1	-1.467	P
SDSSJ112247.1+242820	-	-	11:22:47.17	24:28:20.5	27.05	4.99	-13.73	0.08	-0.720	P
SDSSJ112315.7+240205	731678	-	11:23:15.75	24:02:05.2	60.61	4.98	-13.50	0.03	-0.556	P
SDSSJ112404.3+240547	731688	-	11:24:04.31	24:05:47.6	17.70	6.43	-13.33	0.15	-0.483	P
SDSSJ112405.1+243655	6414	-	11:24:05.14	24:36:55.6	13.19	4.09	-13.34	0.13	-0.504	P
SDSSJ112417.4+242034	731690	-	11:24:17.50	24:20:34.4	20.42	4.38	-13.71	0.09	-0.970	P
SDSSJ112423.7+274208	749201	-	11:24:23.78	27:42:08.9	28.21	5.84	-14.15	0.09	-1.104	P*
SDSSJ112423.8+274021	731691	-	11:24:23.81	27:40:21.8	36.45	6.59	-14.01	0.07	-0.952	P
SDSSJ112425.3+270010	723539	-	11:24:25.38	27:00:10.5	39.89	4.19	-14.13	0.04	-1.257	P
SDSSJ112501.3+241511	731695	-	11:25:01.30	24:15:11.0	36.60	8.50	-13.99	0.1	-1.469	P
SDSSJ112535.2+240136	731701	-	11:25:35.28	24:01:36.5	55.55	6.50	-13.39	0.04	-0.471	P
SDSSJ112545.3+240823	210323	126051	11:25:45.34	24:08:24.0	33.90	4.33	-12.75	0.05	0.040	P
SDSSJ112608.0+275435	723565	-	11:26:08.06	27:54:36.0	46.92	4.59	-13.81	0.04	-0.829	P
SDSSJ112612.5+271158	211203	-	11:26:12.54	27:11:58.2	29.18	4.68	-13.35	0.07	-0.474	P
SDSSJ112615.7+275201	6443	156075	11:26:15.76	27:52:01.6	62.00	4.16	-12.42	0.02	0.397	P
SDSSJ112650.0+240452	731712	-	11:26:50.06	24:04:52.8	1.67	4.21	-14.44	1.09	-1.554	P
SDSSJ112651.0+261147	723580	-	11:26:51.02	26:11:47.5	23.68	4.51	-13.45	0.08	-0.708	P
SDSSJ112726.6+260326	723591	-	11:27:26.64	26:03:26.7	44.56	4.59	-13.44	0.04	-0.538	P
SDSSJ112736.2+261043	723595	-	11:27:36.25	26:10:43.1	58.41	4.30	-13.23	0.03	-0.338	P
SDSSJ112954.2+250752	731731	-	11:29:54.24	25:07:52.1	22.37	6.73	-13.68	0.13	-0.883	P
SDSSJ113023.5+241733	731735	-	11:30:23.53	24:17:33.5	27.79	7.33	-13.89	0.11	-0.971	P
SDSSJ113034.1+241310	731736	-	11:30:34.15	24:13:10.1	52.23	4.66	-13.32	0.03	-0.464	P
SDSSJ113157.4+271656	723704	-	11:31:57.50	27:16:56.5	21.56	4.43	-13.89	0.09	-0.997	P
SDSSJ113204.2+244011	731743	-	11:32:04.20	24:40:11	23.10	6.3	-14.38	0.11	-1.434	P
SDSSJ113250.8+243056	749437	-	11:32:50.80	24:30:56	41.00	6.8	-13.94	0.07	-1.000	P
SDSSJ113305.6+244109	210437	-	11:33:05.63	24:41:09.6	50.18	3.94	-12.97	0.03	0.005	P
SDSSJ113307.7+243909	723726	-	11:33:07.70	24:39:09.2	11.76	4.80	-13.92	0.17	-1.053	P
SDSSJ113315.7+242648	6536	126087	11:33:15.78	24:26:48.8	4.02	4.82	-13.21	0.51	-0.468	P
SDSSJ113325.9+245223	731760	-	11:33:25.99	24:52:23.7	27.92	4.98	-13.60	0.07	-0.803	P
SDSSJ113326.6+240312	731761	-	11:33:26.70	24:03:12.8	64.97	4.59	-13.32	0.03	-0.428	P
SDSSJ113342.0+232445	-	126093	11:33:42.00	23:24:45.0	64.50	4.90	-12.46	0.03	0.275	P
SDSSJ113450.4+253150	210469	126101	11:34:50.47	25:31:50.2	30.08	2.95	-12.52	0.03	0.223	P
SDSSJ113533.9+245745	211422	-	11:35:33.90	24:57:45.2	45.42	5.15	-13.34	0.04	-0.510	P
SDSSJ113648.5+244313	731779	-	11:36:48.51	24:43:13.6	14.12	4.28	-14.23	0.13	-1.386	P
SDSSJ113726.4+262722	723802	-	11:37:26.42	26:27:22.3	66.38	7.79	-	-	-	P
SDSSJ113833.7+252353	723820	-	11:38:33.71	25:23:53.1	17.67	3.52	-13.19	0.08	-0.325	P
SDSSJ113839.0+245538	723824	-	11:38:39.00	24:55:38.1	30.89	6.16	-13.54	0.08	-0.739	P
SDSSJ113853.2+261835	723830	-	11:38:53.23	26:18:35.5	65.52	5.32	-12.95	0.03	-0.164	P
SDSSJ113910.5+262605	723834	-	11:39:10.56	26:26:05.8	9.53	3.35	-13.75	0.15	-0.994	P
SDSSJ113920.4+261822	-	-	11:39:20.48	26:18:22.5	97.92	6.66	-12.93	0.02	-0.122	P
SDSSJ113929.7+261832	210569	157006	11:39:29.80	26:18:32.9	32.21	3.05	-12.63	0.03	0.141	P
SDSSJ113932.8+261808	-	157008	11:39:32.89	26:18:08.2	23.49	5.46	-12.64	0.10	0.318	P
SDSSJ113934.1+261920	-	-	11:39:34.15	26:19:20.6	27.73	5.67	-13.79	0.08	-0.880	P
SDSSJ114010.4+251834	210584	127023	11:40:10.41	25:18:34.5	8.13	3.21	-13.33	0.16	-0.597	P
SDSSJ114046.7+262259	731791	-	11:40:46.76	26:22:59.6	12.48	4.84	-14.56	0.17	-1.612	P
SDSSJ114056.3+254651	6645	127026	11:40:56.37	25:46:51.3	15.00	1.00	-12.90	0.05	-0.155	P
SDSSJ114136.0+255315	-	127029	11:41:36.09	25:53:15.0	31.79	3.16	-13.12	0.04	-0.301	P
SDSSJ114136.6+255247	212660	127029	11:41:36.57	25:52:48.0	2.73	2.83	-14.12	0.44	-1.327	P
SDSSJ114208.5+255826	723908	-	11:42:08.52	25:58:26.9	45.87	4.15	-13.19	0.03	-0.334	P
SDSSJ114239.4+244921	6674	127033	11:42:39.45	24:49:21.1	10.00	1.00	-13.16	0.05	-0.462	P
SDSSJ114301.8+261530	6678	157020	11:43:01.89	26:15:30.2	38.89	10.20	-13.12	0.11	-0.044	P
SDSSJ114308.5+240016	211410	-	11:43:08.53	24:00:16.2	19.42	4.75	-13.42	0.10	-0.581	P
SDSSJ114325.3+250019	210653	127037	11:43:25.33	25:00:19.6	47.00	1.00	-12.82	0.05	-0.073	P
SDSSJ114517.5+264602	6729	157030	11:45:17.57	26:46:02.6	20.16	5.40	-12.80	0.11	0.172	P
SDSSJ114548.8+260710	749214	-	11:45:48.82	26:07:10.9	15.12	4.84	-14.40	0.14	-1.349	P
SDSSJ114743.3+261635	724046	-	11:47:43.38	26:16:35.7	28.41	5.72	-14.00	0.08	-0.992	P
SDSSJ114905.4+271505	215233	-	11:49:05.47	27:15:05.5	17.76	5.02	-13.76	0.12	-0.893	P
SDSSJ114922.0+245618	6795	127061	11:49:22.08	24:56:18.5	29.00	1.00	-12.90	0.05	-0.187	P
SDSSJ115058.1+260018	731807	-	11:50:58.14	26:00:18.9	43.62	5.66	-13.47	0.05	-0.610	P
SDSSJ115116.4+241946	731808	-	11:51:16.50	24:19:46.1	36.43	3.54	-13.70	0.04	-1.025	P
SDSSJ115123.0+254230	749440	-	11:51:23.10	25:42:31.0	36.87	5.98	-13.77	0.07	-0.996	P



Table A.3. continued.

jName	AGC	CGCG	R.A. (J2000)	DEC. (J2000)	EW $H\alpha$	$\sigma_{EWH\alpha}$	log F( $H\alpha$ )	log $\sigma_{F(H\alpha)}$	log SFR	Quality
(1)	(2)	(3)	hhmss.ss (4)	° ' " (5)	Å (6)	Å (7)	erg cm $^{-2}$ s $^{-1}$ (8)	erg cm $^{-2}$ s $^{-1}$ (9)	$M_{\odot}$ y $^{-1}$ (10)	(11)
SDSSJ115123.1+264703	212357	157044	11:51:23.18	26:47:03.8	40.00	1.00	-13.05	0.05	-0.239	P
SDSSJ115126.4+254834	724126	-	11:51:26.45	25:48:34.1	29.88	6.39	-13.49	0.09	-0.641	P
SDSSJ115154.7+270529	724140	-	11:51:54.75	27:05:29.9	56.10	4.47	-13.57	0.03	-0.692	P
SDSSJ115159.8+210630	-	127082	11:51:59.80	21:06:30.0	29.60	4.00	-12.7	0.06	0.117	P
SDSSJ115202.6+254504	724143	-	11:52:02.61	25:45:04.0	75.33	8.12	-13.00	0.04	-0.290	P
SDSSJ115222.7+250459	724147	-	11:52:22.76	25:04:59.0	50.74	5.28	-13.38	0.04	-0.524	P
SDSSJ115225.0+251403	724148	-	11:52:25.09	25:14:04.0	18.94	3.89	-14.02	0.09	-1.172	P
SDSSJ115237.9+241827	6847	127087	11:52:38.01	24:18:27.4	20.59	4.84	-13.15	0.10	-0.600	P
SDSSJ115245.2+253917	724153	-	11:52:45.20	25:39:17.0	24.10	4.60	-14.14	0.08	-1.343	P
SDSSJ115301.8+244949	724157	-	11:53:01.84	24:49:49.6	21.20	4.14	-13.47	0.08	-0.640	P
SDSSJ115319.0+255922	731815	-	11:53:19.00	25:59:22.0	79.90	6.80	-13.7	0.03	-0.966	P
SDSSJ115414.3+241545	724186	-	11:54:14.30	24:15:45.0	54.80	6.2	-13.94	0.04	-0.992	P
SDSSJ115429.4+250859	731821	-	11:54:29.40	25:08:59.0	47.60	8.2	-13.91	0.07	-1.066	P
SDSSJ115439.6+255639	724194	-	11:54:39.69	25:56:39.4	154.60	6.70	-12.62	0.01	0.000	P
SDSSJ115442.0+253648	724195	-	11:54:42.06	25:36:48.8	42.82	3.93	-13.45	0.04	-0.693	P
SDSSJ115458.5+261209	6883	157051	11:54:58.54	26:12:09.0	24.53	4.44	-13.04	0.07	-0.468	P
SDSSJ115502.2+271752	210910	157052	11:55:02.30	27:17:52.2	15.25	3.94	-12.87	0.11	-0.159	P
SDSSJ115535.1+255321	6898	127106	11:55:35.13	25:53:22.0	53.32	4.27	-12.49	0.03	0.051	P
SDSSJ115549.7+250753	-	127107	11:55:49.37	25:07:53.4	13.00	1.00	-13.33	0.05	-0.647	P
SDSSJ115559.5+255032	731825	-	11:55:59.56	25:50:32.5	37.61	4.50	-14.16	0.05	-1.622	P
SDSSJ115601.5+241915	724224	-	11:56:01.50	24:19:15.0	29.90	6.9	-13.65	0.1	-0.527	P
SDSSJ115619.9+272616	724236	-	11:56:19.90	27:26:16.0	42.00	4.3	-14.05	0.04	-1.194	P
SDSSJ115620.7+252230	210927	127109	11:56:20.71	25:22:30.0	35.81	24.90	-13.19	0.29	-0.655	P*
SDSSJ115627.2+243214	724242	-	11:56:27.20	24:32:14.0	3.90	6.60	-14.57	0.73	-1.405	P
SDSSJ115628.3+243953	724244	-	11:56:28.34	24:39:53.7	22.99	4.52	-13.55	0.08	-0.928	P
SDSSJ115635.3+254918	724247	-	11:56:35.30	25:49:18.0	30.60	5.50	-13.83	0.07	-1.183	P
SDSSJ115717.6+263101	724275	-	11:57:17.68	26:31:01.8	28.30	4.03	-13.54	0.06	-0.695	P
SDSSJ115720.9+251143	6928	127110	11:57:20.96	25:11:42.0	18.36	3.58	-12.48	0.08	-0.103	P
SDSSJ115726.6+251359	210936	127111	11:57:26.69	25:13:59.0	25.57	4.68	-13.29	0.08	-0.803	P
SDSSJ115737.8+251426	6935	127112	11:57:37.82	25:14:26.1	14.93	3.60	-12.89	0.10	-0.420	P
SDSSJ115748.2+251614	6942	127114	11:57:48.23	25:16:14.3	26.63	3.10	-12.40	0.04	0.072	P
SDSSJ115752.0+250254	731831	-	11:57:52.03	25:02:54.1	9.79	4.62	-14.53	0.20	-1.962	P
SDSSJ115757.0+250840	6949	127118	11:57:56.99	25:08:38.9	19.56	3.24	-12.99	0.06	-0.533	P
SDSSJ115805.5+245356	749447	-	11:58:05.50	24:53:56.0	24.70	9.40	-14.44	0.16	-1.877	P
SDSSJ115809.4+250520	-	-	11:58:09.49	25:05:20.1	-0.17	6.82	-	-	-	P
SDSSJ115810.1+250720	-	127120	11:58:10.16	25:07:20.1	5.50	3.18	-13.11	0.25	-0.725	P
SDSSJ115825.4+250551	-	127121	11:58:25.43	25:05:51.5	4.43	3.74	-14.02	0.37	-1.588	P
SDSSJ115837.3+252702	731846	-	11:58:37.30	25:27:02.0	30.60	4.50	-14.21	0.06	-1.354	P
SDSSJ115842.5+250212	6965	127122	11:58:42.46	25:02:13.2	1.44	5.04	-13.53	1.51	-1.182	P
SDSSJ115845.3+265402	731848	-	11:58:45.30	26:54:02.0	27.50	6.80	-13.66	0.1	-0.766	P
SDSSJ115905.4+245920	6977	127127	11:59:05.47	24:59:20.3	15.95	3.43	-12.93	0.09	-0.582	P
SDSSJ115907.4+263626	724310	-	11:59:07.45	26:36:26.7	22.28	4.98	-13.87	0.09	-1.026	P
SDSSJ115922.5+242950	731859	-	11:59:22.59	24:29:50.3	36.93	4.08	-13.29	0.04	-0.468	P
SDSSJ115931.7+300920	-	157076	11:59:31.70	30:09:20.0	30.80	6.20	-12.92	0.08	0.015	P
SDSSJ115940.1+263247	210971	157075	11:59:40.15	26:32:47.3	29.00	3.00	-13.14	0.05	-0.322	P
SDSSJ115951.9+261801	210976	157077	11:59:51.92	26:18:01.9	35.13	3.56	-12.93	0.04	-0.483	P
SDSSJ120029.2+254141	731879	-	12:00:29.26	25:41:41.8	16.46	4.25	-14.13	0.11	-1.324	P
SDSSJ120043.9+245121	210992	127133	12:00:43.90	24:51:21.5	46.29	4.78	-12.88	0.04	-0.353	P
SDSSJ120057.0+265716	724348	-	12:00:57.00	26:57:16.4	14.91	5.24	-13.64	0.15	-0.611	P
SDSSJ120315.1+244746	226789	-	12:03:15.10	24:47:46.0	35.12	4.89	-13.37	0.06	-0.578	P
SDSSJ120414.6+275723	226811	-	12:04:14.68	27:57:23.7	46.22	5.56	-13.54	0.05	-0.496	P
SDSSJ120535.1+250549	7080	128021	12:05:35.11	25:05:49.7	16.00	1.00	-12.88	0.05	-0.153	P
SDSSJ120550.5+244106	731923	-	12:05:50.51	24:41:06.8	27.02	4.55	-13.90	0.07	-1.033	P
SDSSJ120645.5+243626	226891	-	12:06:45.54	24:36:26.5	40.59	4.29	-13.06	0.04	-0.129	P
SDSSJ120649.5+250011	220098	128029	12:06:49.46	25:00:11.4	35.33	4.47	-13.06	0.04	-0.265	P
SDSSJ120703.3+254346	220101	128031	12:07:03.26	25:43:43.3	24.00	8.85	-13.83	0.16	-0.969	P
SDSSJ120722.5+275105	226923	-	12:07:22.52	27:51:05.5	26.92	4.07	-13.16	0.06	-0.208	P
SDSSJ120743.9+243339	749451	-	12:07:44.00	24:33:40.0	43.03	5.14	-13.66	0.05	-0.622	P
SDSSJ120811.9+254525	220125	128037	12:08:11.95	25:45:25.7	28.13	2.87	-12.73	0.04	0.022	P
SDSSJ120918.9+275535	-	-	12:09:18.99	27:55:35.3	43.23	9.71	-13.78	0.09	-0.711	P
SDSSJ120925.7+220458	-	128042	12:09:25.70	22:04:58.0	12.80	4.6	-13.85	0.16	-0.825	P
SDSSJ120927.9+220616	-	128042	12:09:27.90	22:06:16.0	103.3	7.6	-12.68	0.02	0.295	P
SDSSJ120931.5+275509	227007	-	12:09:31.57	27:55:09.0	59.84	4.59	-13.29	0.03	-0.229	P
SDSSJ120933.7+275533	-	-	12:09:33.75	27:55:34.0	35.67	4.31	-13.55	0.05	-0.547	P
SDSSJ121005.9+253837	731976	-	12:10:05.95	25:38:37.8	52.35	6.13	-13.54	0.05	-0.652	P
SDSSJ121018.2+262550	7163	158036	12:10:18.25	26:25:50.7	11.00	1.00	-12.71	0.05	-0.023	P
SDSSJ121034.6+255541	-	128049	12:10:34.68	25:55:41.6	22.00	3.00	-13.13	0.05	-0.440	P
SDSSJ121045.1+255039	227037	-	12:10:45.15	25:50:39.2	40.75	4.72	-13.41	0.05	-0.617	P
SDSSJ121103.0+253058	731989	-	12:11:03.07	25:30:58.7	37.05	6.67	-13.61	0.07	-0.739	P
SDSSJ121120.4+260154	731994	-	12:11:20.41	26:01:54.4	34.83	4.74	-13.67	0.06	-0.676	P
SDSSJ121300.1+251653	7217	128053	12:13:00.19	25:16:54.0	19.00	3.00	-13.19	0.05	-0.343	P*
SDSSJ121426.3+241055	220228	128058	12:14:26.31	24:10:55.5	20.58	4.74	-13.31	0.10	-0.492	P
SDSSJ121436.6+241802	7248	128059	12:14:36.68	24:18:02.8	53.49	5.74	-12.75	0.04	0.051	P

Table A.3. continued.

jName	AGC	CGCG	R.A. (J2000)	DEC. (J2000)	EW $H\alpha$	$\sigma_{EWH\alpha}$	log F(H $\alpha$ )	log $\sigma_{F(H\alpha)}$	log SFR	Quality
(1)	(2)	(3)	hhmmss.ss	° ' "	Å	Å	erg cm $^{-2}$ s $^{-1}$	erg cm $^{-2}$ s $^{-1}$	M $_{\odot}$ y $^{-1}$	(11)
SDSSJ121442.4+245850	732019	-	12:14:42.44	24:58:50.0	45.27	4.93	-12.80	0.04	-0.007	P
SDSSJ121528.8+240532	7266	128062	12:15:28.89	24:05:32.8	14.86	6.50	-13.22	0.18	-0.456	P
SDSSJ121554.4+263947	-	158054	12:15:54.40	26:39:47.0	95.10	5.00	-12.36	0.02	0.680	P
SDSSJ121555.2+263943	220259	158054	12:15:55.28	26:39:43.6	102.00	2.00	-12.33	0.05	0.800	P
SDSSJ121615.6+274920	-	-	12:16:15.70	27:49:20.8	39.96	4.63	-14.03	0.05	-1.057	P
SDSSJ121618.4+264555	732031	-	12:16:18.47	26:45:55.4	3.92	4.36	-14.74	0.48	-1.810	P
SDSSJ121706.4+271133	724642	-	12:17:06.47	27:11:33.2	35.62	4.77	-13.67	0.05	-0.713	P
SDSSJ121729.0+242909	732040	-	12:17:29.00	24:29:09.0	47.50	8.30	-14.08	0.07	-1.150	P
SDSSJ121733.1+242352	724652	-	12:17:33.14	26:23:52.7	5.99	4.30	-14.51	0.31	-1.565	P
SDSSJ121748.3+260150	221537	128071	12:17:48.36	26:01:50.6	5.46	3.56	-13.38	0.28	-0.547	P
SDSSJ121757.1+250435	732044	-	12:17:57.16	25:04:35.4	18.95	4.35	-13.55	0.10	-0.703	P
SDSSJ121808.4+244117	222113	128072	12:18:08.48	24:41:17.9	37.00	1.00	-12.86	0.05	-0.055	P
SDSSJ121821.4+251300	7341	128073	12:18:21.43	25:13:00.4	16.00	1.00	-12.83	0.05	-0.055	P
SDSSJ121905.3+271754	222711	158062	12:19:05.39	27:17:54.3	29.30	4.71	-13.19	0.07	-0.344	P
SDSSJ121906.8+274708	732058	-	12:19:06.84	27:47:08.5	40.45	5.77	-13.58	0.06	-0.672	P
SDSSJ121908.3+274544	-	-	12:19:08.40	27:45:44.6	16.10	4.60	-13.88	0.12	-0.914	P
SDSSJ121913.7+244059	732060	-	12:19:13.77	24:40:59.0	33.48	5.10	-13.91	0.06	-0.939	P
SDSSJ121915.3+255548	7362	-	12:19:15.33	25:55:48.9	17.73	6.11	-13.43	0.14	-0.618	P
SDSSJ121921.5+254606	732061	-	12:19:21.51	25:46:07.0	34.08	5.62	-13.76	0.07	-0.874	P
SDSSJ121930.0+254433	732066	-	12:19:30.05	25:44:33.2	44.73	6.39	-13.92	0.06	-0.981	P
SDSSJ122004.7+275831	7384	158076	12:20:04.76	27:58:31.1	14.13	7.86	-12.92	0.23	-0.032	P
SDSSJ122046.7+245456	220413	128079	12:20:46.79	24:54:56.1	25.00	2.00	-13.12	0.05	-0.345	P
SDSSJ122052.6+252546	225885	128081	12:20:52.67	25:25:46.8	22.99	3.91	-13.50	0.07	-0.647	P
SDSSJ122055.8+244006	220417	128080	12:20:55.88	24:40:06.9	34.00	1.00	-12.80	0.05	0.038	P
SDSSJ122112.9+251851	732083	-	12:21:12.90	25:18:51.0	28.60	6.00	-13.97	0.09	-1.017	P
SDSSJ122118.2+244245	732086	-	12:21:18.26	24:42:45.6	31.56	4.88	-13.78	0.06	-0.815	P
SDSSJ122145.6+255304	7419	128082	12:21:45.62	25:53:04.8	6.00	1.00	-13.41	0.05	-0.686	P
SDSSJ122151.3+262148	222713	158087	12:21:51.31	26:21:48.9	35.22	4.18	-13.20	0.05	-0.325	P
SDSSJ122239.3+241948	732099	-	12:22:39.38	24:19:48.3	18.67	5.16	-13.42	0.11	-0.618	P
SDSSJ122239.6+274449	724763	-	12:22:39.68	27:44:49.2	30.69	4.99	-13.45	0.07	-0.545	P
SDSSJ122243.7+244913	732101	-	12:22:43.77	24:49:13.7	43.76	5.04	-13.11	0.05	-0.270	P
SDSSJ122416.1+241601	732106	-	12:24:16.10	24:16:01.0	31.00	8.30	-14.21	0.11	-1.071	P
SDSSJ122503.1+272228	227239	-	12:25:03.14	27:22:28.1	35.65	4.17	-13.32	0.05	-0.472	P
SDSSJ122504.9+255727	7495	128087	12:25:04.98	25:57:27.2	14.00	1.00	-13.03	0.05	-0.285	P
SDSSJ122546.1+260456	732117	-	12:25:46.17	26:04:56.9	33.87	3.88	-13.34	0.05	-0.489	P
SDSSJ122602.3+254741	222676	-	12:26:02.31	25:47:41.5	22.48	4.42	-13.57	0.08	-0.727	P
SDSSJ122645.0+274444	227254	-	12:26:45.08	27:54:44.4	31.42	4.46	-13.62	0.06	-1.094	P
SDSSJ122735.4+263223	724863	-	12:27:35.46	26:32:23.5	17.96	3.57	-13.65	0.08	-0.844	P
SDSSJ122750.3+265936	7578	158112	12:27:50.34	26:59:36.7	13.01	3.87	-12.77	0.12	-0.012	P
SDSSJ122814.9+252557	732135	-	12:28:14.95	25:25:57.5	30.99	4.91	-13.48	0.06	-0.600	P
SDSSJ122903.8+274643	7615	159005	12:29:03.85	27:46:43.9	12.36	4.52	-13.01	0.16	-0.237	P
SDSSJ122938.5+261350	724893	-	12:29:38.59	26:13:50.2	15.88	4.36	-	-	-	N
SDSSJ122947.5+271436	7632	159008	12:29:47.57	27:14:36.0	24.00	2.00	-12.64	0.05	0.163	P
SDSSJ123118.8+272658	221669	-	12:31:18.80	27:26:58.0	44.10	6.50	-13.74	0.06	-1.176	P
SDSSJ123124.8+264746	724911	-	12:31:24.82	26:47:46.1	45.65	4.34	-13.34	0.04	-0.484	P
SDSSJ123138.6+272944	7670	159010	12:31:38.71	27:29:49.2	10.00	1.00	-13.36	0.05	-0.576	P
SDSSJ123147.6+255917	732155	-	12:31:47.61	25:59:18.0	42.98	5.07	-13.78	0.05	-0.926	P
SDSSJ123150.3+272312	221671	-	12:31:50.39	27:23:12.8	31.31	5.48	-13.41	0.07	-0.863	P
SDSSJ123203.5+260855	732156	-	12:32:03.50	26:08:55.0	26.80	7.60	-14.21	0.12	-1.067	P
SDSSJ123218.7+244341	732157	-	12:32:18.78	24:43:41.7	54.22	5.67	-13.46	0.04	-0.554	P
SDSSJ123303.7+260823	732159	-	12:33:03.70	26:08:23.0	41.20	9.00	-14.09	0.09	-	P
SDSSJ123313.7+273502	732160	-	12:33:13.71	27:35:02.7	36.44	4.76	-13.56	0.05	-0.645	P
SDSSJ123341.3+272732	732165	-	12:33:41.30	27:27:32.0	19.40	4.30	-14.14	0.09	-1.577	P
SDSSJ123342.3+263702	724926	-	12:33:42.33	26:37:02.5	14.05	3.70	-13.98	0.11	-1.052	P
SDSSJ123417.1+272708	7724	-	12:34:17.14	27:27:08.3	27.07	3.41	-13.33	0.05	-0.547	P
SDSSJ123420.2+243600	732168	-	12:34:20.24	24:36:00.3	28.18	4.69	-13.92	0.07	-1.070	P
SDSSJ123512.4+263200	724940	-	12:35:12.49	26:32:00.3	14.75	7.91	-13.62	0.22	-0.781	P
SDSSJ123541.4+261708	7764	-	12:35:41.42	26:17:09.0	30.64	4.93	-13.36	0.07	-0.520	P
SDSSJ123541.6+261319	220824	129009	12:35:41.69	26:13:19.9	13.12	4.75	-13.12	0.15	-0.328	P
SDSSJ123648.3+273256	7787	-	12:36:48.37	27:32:56.2	13.02	4.33	-13.38	0.14	-0.576	P
SDSSJ123715.3+273159	732188	-	12:37:15.30	27:31:59.0	30.70	6.90	-13.83	0.09	-0.937	P
SDSSJ123741.1+264227	220851	159034	12:37:41.19	26:42:27.5	87.32	5.73	-12.54	0.02	0.191	P
SDSSJ123741.1+270746	220848	159035	12:37:41.16	27:07:46.4	156.90	29.70	-12.46	0.07	0.078	P
SDSSJ123743.0+275454	227402	-	12:37:43.06	27:54:54.1	53.98	6.32	-13.47	0.05	-0.552	P
SDSSJ123745.5+275550	-	-	12:37:45.53	27:55:50.3	40.11	4.08	-14.23	0.04	-1.273	P
SDSSJ123755.3+273741	724982	-	12:37:55.36	27:37:41.5	51.45	4.60	-13.35	0.03	-0.488	P
SDSSJ123801.8+273650	-	-	12:38:01.81	27:36:50.5	47.41	4.89	-13.79	0.04	-0.870	P
SDSSJ123812.5+252439	732199	-	12:38:12.50	25:24:39.0	116.00	9.70	-13.42	0.03	-0.546	P
SDSSJ123915.1+274252	732211	-	12:39:15.12	27:42:52.1	30.35	3.69	-13.67	0.05	-0.707	P
SDSSJ123919.9+273616	725004	-	12:39:19.99	27:36:16.8	34.74	4.38	-13.34	0.05	-0.393	P
SDSSJ123944.9+274936	725008	-	12:39:44.94	27:49:36.5	42.26	4.83	-13.68	0.05	-0.786	P
SDSSJ123947.6+241024	732216	-	12:39:47.68	24:10:24.2	20.09	4.19	-14.05	0.09	-1.183	P
SDSSJ123955.1+274937	-	-	12:39:55.14	27:49:37.9	17.86	5.63	-13.85	0.13	-1.003	P

Table A.3. continued.

jName	AGC	CGCG	R.A. (J2000)	DEC. (J2000)	EW $H\alpha$	$\sigma_{EWH\alpha}$	log F(H $\alpha$ )	log $\sigma_{F(H\alpha)}$	log SFR	Quality
(1)	(2)	(3)	hhmmss.ss	° ' "	Å	Å	erg cm $^{-2}$ s $^{-1}$	erg cm $^{-2}$ s $^{-1}$	M $_{\odot}$ y $^{-1}$	(11)
SDSSJ123955.6+272438	732217	-	12:39:55.60	27:24:38.0	25.60	7.30	-14.17	0.12	-1.120	P
SDSSJ123959.9+264055	227429	-	12:40:00.00	26:40:56.0	13.42	4.76	-13.86	0.15	-1.286	P
SDSSJ124016.8+262825	725017	-	12:40:16.81	26:28:25.6	26.94	4.51	-13.92	0.07	-1.007	P
SDSSJ124036.1+263016	-	-	12:40:36.24	26:30:16.6	21.75	4.07	-13.07	0.08	-0.271	P
SDSSJ124038.5+263134	222194	159049	12:40:38.45	26:31:34.3	40.08	4.61	-12.80	0.04	0.037	P
SDSSJ124106.4+264920	732232	-	12:41:06.44	26:49:20.6	81.31	4.57	-13.51	0.02	-0.834	P
SDSSJ124114.1+264410	222196	159054	12:41:14.11	26:44:10.1	29.00	3.00	-13.05	0.05	-0.540	P
SDSSJ124116.3+275111	7845	159055	12:41:16.36	27:51:11.3	33.66	7.06	-12.98	0.08	-0.089	P
SDSSJ124128.9+260519	-	129016	12:41:28.95	26:05:19.0	9.00	0.00	-12.91	0.05	-0.392	P
SDSSJ124131.4+260233	-	129015	12:41:31.47	26:02:33.6	16.00	5.00	-13.19	0.05	-0.825	P
SDSSJ124137.3+260422	7852	129018	12:41:37.32	26:04:22.2	57.00	1.00	-12.17	0.05	0.281	P
SDSSJ124151.3+233038	-	129019	12:41:51.30	23:30:38.0	17.70	4.70	-13.11	0.11	-0.215	P
SDSSJ124156.2+265817	227465	-	12:41:56.26	26:58:17.1	57.18	4.57	-13.07	0.03	-0.163	P
SDSSJ124215.0+263449	-	-	12:42:15.04	26:34:49.8	15.03	3.30	-14.23	0.09	-1.443	P
SDSSJ124244.9+252508	732242	-	12:42:44.95	25:25:08.3	40.08	5.82	-13.56	0.06	-0.660	P
SDSSJ124247.1+271618	7877	-	12:42:47.19	27:16:19.0	2.49	3.63	-14.20	0.63	-1.548	P
SDSSJ124248.6+275322	-	159058	12:42:48.63	26:38:22.8	8.00	1.00	-13.37	0.05	-0.656	P
SDSSJ124305.3+274250	7890	159059	12:43:05.35	27:42:50.6	61.00	5.00	-12.54	0.05	0.329	P
SDSSJ124315.3+270508	-	-	12:43:15.39	27:05:08.2	37.87	3.55	-13.34	0.04	-0.497	P
SDSSJ124332.5+271751	732253	-	12:43:32.53	27:17:51.1	35.71	4.85	-13.71	0.05	-0.908	P
SDSSJ124342.1+272222	725060	-	12:43:42.12	27:22:22.8	28.24	3.90	-13.78	0.06	-0.847	P
SDSSJ124343.1+252817	227479	-	12:43:43.11	25:28:17.3	26.37	5.00	-13.13	0.07	-0.560	P
SDSSJ124352.4+251728	732254	-	12:43:52.43	25:17:28.7	14.44	4.00	-14.48	0.12	-1.732	P
SDSSJ124441.2+262510	220983	159066	12:44:41.26	26:25:10.5	13.72	3.45	-13.05	0.11	-0.631	P
SDSSJ124444.2+275329	220985	159068	12:44:44.20	27:53:29.6	33.00	3.00	-13.11	0.05	-0.275	P
SDSSJ124457.8+244617	732263	-	12:44:57.82	24:46:17.4	41.01	4.27	-13.49	0.04	-0.889	P
SDSSJ124541.1+245720	732273	-	12:45:41.19	24:57:20.1	71.29	5.16	-13.38	0.03	-0.499	P
SDSSJ124543.2+243948	732274	-	12:45:43.20	24:39:48.0	51.50	7.20	-13.88	0.06	-1.204	P
SDSSJ124619.4+273212	227508	-	12:46:19.48	27:32:12.3	39.37	4.82	-13.22	0.05	-0.384	P
SDSSJ124652.6+274727	732286	-	12:46:52.61	27:47:27.0	86.90	5.26	-13.51	0.02	-0.585	P
SDSSJ124656.4+253717	732288	-	12:46:56.47	25:37:18.0	85.29	7.17	-13.56	0.03	-0.640	P
SDSSJ124708.4+274735	221015	-	12:47:08.49	27:47:35.6	87.49	11.20	-13.50	0.04	-0.658	P
SDSSJ124711.7+264248	7955	-	12:47:11.70	26:42:48.5	17.53	2.95	-	-	-	N
SDSSJ124728.3+272728	221022	159075	12:47:28.37	27:27:28.0	22.71	3.46	-12.82	0.06	-0.064	P
SDSSJ124754.7+265710	732297	-	12:47:54.76	26:57:10.9	13.89	3.83	-14.25	0.12	-1.301	P
SDSSJ124832.9+260655	227526	-	12:48:32.96	26:06:55.9	25.21	6.40	-13.43	0.11	-0.640	P
SDSSJ124842.0+262501	221033	159080	12:48:42.07	26:25:02.3	31.00	1.00	-12.90	0.05	-0.134	P
SDSSJ124859.3+272231	732308	-	12:48:59.32	27:22:31.8	36.92	5.55	-13.29	0.06	-0.433	P
SDSSJ124901.4+271044	221036	-	12:49:01.49	27:10:44.9	75.97	5.16	-12.89	0.02	-0.022	P
SDSSJ124903.6+305535	-	159081	12:49:03.60	30:55:35.0	33.40	6.70	-13.21	0.08	-0.135	P
SDSSJ124908.8+272207	-	-	12:49:08.83	27:22:07.5	-0.67	3.25	-	-	-	P
SDSSJ124911.8+272306	732313	-	12:49:11.85	27:23:06.1	16.87	7.16	-14.10	0.18	-1.197	P
SDSSJ124934.2+252811	7977	129025	12:49:34.03	25:28:12.0	20.00	2.00	-12.42	0.05	-0.054	P
SDSSJ125006.0+250120	221049	129026	12:50:06.02	25:01:20.0	50.03	4.84	-12.89	0.04	-0.112	P
SDSSJ125013.4+264633	-	-	12:50:13.46	26:46:33.9	11.00	3.94	-13.42	0.15	-0.644	P
SDSSJ125019.9+271926	-	159086	12:50:19.92	27:19:26.4	12.13	3.68	-13.15	0.13	-0.395	P
SDSSJ125020.2+264459	222598	-	12:50:20.22	26:44:59.5	41.44	4.28	-13.43	0.04	-0.568	P
SDSSJ125026.5+264232	-	-	12:50:26.59	26:42:32.3	6.59	3.96	-13.64	0.26	-0.868	P
SDSSJ125031.6+271850	222632	-	12:50:31.65	27:18:50.3	32.61	4.98	-13.60	0.06	-0.740	P
SDSSJ125103.5+272212	221060	159090	12:51:03.58	27:22:11.9	33.61	5.91	-12.95	0.07	-0.148	P
SDSSJ125117.9+270622	-	159093	12:51:17.93	27:06:22.0	2.00	1.00	-13.90	0.05	-1.147	P
SDSSJ125200.3+260933	-	-	12:52:00.37	26:09:33.0	4.77	3.48	-13.84	0.32	-1.138	P
SDSSJ125205.5+261154	725127	-	12:52:05.53	26:11:54.9	33.62	5.58	-14.11	0.07	-1.163	P
SDSSJ125206.8+270134	-	159097	12:52:06.87	27:01:34.8	18.00	1.00	-13.20	0.05	-0.404	P
SDSSJ125216.1+273158	228095	-	12:52:16.20	27:31:58.8	46.87	7.38	-13.06	0.06	-0.388	P
SDSSJ125248.8+272406	221084	159101	12:52:48.89	27:24:06.6	64.00	2.00	-12.83	0.05	0.012	P
SDSSJ125416.0+271813	-	160007	12:54:16.02	27:18:13.5	-2.00	1.00	-	-	-	P
SDSSJ125527.7+273922	-	160018	12:55:27.79	27:39:22.0	-3.00	1.00	-	-	-	P
SDSSJ125606.1+274041	-	160020	12:56:06.10	27:40:41.2	33.00	1.00	-12.89	0.05	-0.013	P
SDSSJ125623.7+271402	-	-	12:56:23.76	27:14:02.4	10.25	5.53	-14.33	0.23	-1.482	P
SDSSJ125627.8+265914	-	160025	12:56:27.85	26:59:14.7	2.00	1.00	-13.49	0.05	-0.825	P
SDSSJ125628.5+271728	221130	160026	12:56:28.57	27:17:28.6	54.40	5.59	-12.89	0.04	0.158	P
SDSSJ125634.6+271339	-	-	12:56:34.64	27:13:39.2	27.00	4.30	-13.44	0.07	-0.617	P
SDSSJ125652.2+262915	-	160032	12:56:52.28	26:29:15.8	10.00	1.00	-13.25	0.05	-0.479	P
SDSSJ125704.2+274348	-	-	12:57:04.24	27:43:48.1	0.73	6.86	-15.21	4.06	-2.364	P
SDSSJ125704.5+274622	-	-	12:57:04.55	27:46:22.8	16.65	3.96	-13.70	0.10	-0.877	P
SDSSJ125717.8+274839	-	-	12:57:17.81	27:48:39.3	7.42	3.56	-13.97	0.21	-1.135	P
SDSSJ125807.0+264713	-	-	12:58:07.08	26:47:13.7	26.69	3.40	-13.82	0.05	-0.951	P
SDSSJ125809.9+242056	221204	-	12:58:09.99	24:20:56.1	40.58	4.05	-13.09	0.04	-0.275	P
SDSSJ125834.7+242336	732413	-	12:58:34.76	24:23:36.7	114.70	7.05	-13.51	0.02	-0.574	P
SDSSJ125835.3+271553	-	160064	12:58:35.34	27:15:52.9	67.00	3.00	-12.99	0.05	0.146	P
SDSSJ125837.2+271034	221235	160067	12:58:37.29	27:10:35.8	78.00	3.00	-12.72	0.05	0.337	P
SDSSJ125839.9+264534	222592	-	12:58:39.95	26:45:34.3	81.66	7.53	-13.27	0.03	-0.371	P

Table A.3. continued.

jName	AGC	CGCG	R.A. (J2000)	DEC. (J2000)	EW $H\alpha$	$\sigma_{EWH\alpha}$	log F( $H\alpha$ )	log $\sigma_{F(H\alpha)}$	log SFR	Quality
(1)	(2)	(3)	hhmmss.ss (4)	° ' " (5)	Å (6)	Å (7)	erg cm $^{-2}$ s $^{-1}$ (8)	erg cm $^{-2}$ s $^{-1}$ (9)	$M_{\odot}$ y $^{-1}$ (10)	(11)
SDSSJ125845.5+241402	732415	-	12:58:45.58	24:14:02.2	21.27	5.32	-13.71	0.11	-0.846	P
SDSSJ125856.0+275000	-	160212	12:58:55.96	27:50:00.2	-1.00	2.00	-	-	-	P
SDSSJ125905.2+273840	-	160073	12:59:05.29	27:38:39.9	23.00	1.00	-13.03	0.05	0.577	P
SDSSJ125907.9+275117	-	160219	12:59:07.95	27:51:17.8	2.00	1.00	-14.12	0.05	-1.352	P
SDSSJ130003.5+265353	-	160081	13:00:03.52	26:53:53.2	-4.00	1.00	-	-	-	P
SDSSJ130009.7+275158	-	160243	13:00:09.14	27:51:59.3	13.00	1.00	-13.61	0.05	-0.772	P
SDSSJ130033.7+273815	-	160086	13:00:33.67	27:38:15.9	35.00	3.00	-13.16	0.05	0.042	P
SDSSJ130056.0+274726	8128	160260	13:00:56.06	27:47:27.1	11.00	1.00	-12.81	0.05	0.371	P
SDSSJ130059.2+275359	-	160261	13:00:59.16	27:53:60.0	5.00	1.00	-13.72	0.05	-0.951	P
SDSSJ130126.1+275309	8134	160095	13:01:26.13	27:53:09.5	4.00	1.00	-12.86	0.05	0.419	P
SDSSJ130130.9+243746	732461	-	13:01:30.98	24:37:46.4	35.69	5.19	-13.75	0.06	-0.771	P
SDSSJ130131.7+275051	-	160097	13:01:31.80	27:50:51.0	-1.00	1.00	-	-	-	P
SDSSJ130207.8+273853	-	160106	13:02:07.87	27:38:53.9	22.00	2.00	-13.04	0.05	0.406	P
SDSSJ130305.7+252830	234202	-	13:03:05.73	25:28:30.0	69.29	4.73	-13.29	0.02	-0.378	P
SDSSJ130305.9+263152	732476	160117	13:03:05.94	26:31:52.1	25.93	3.56	-	-	-	N
SDSSJ130328.6+252644	749460	-	13:03:28.70	25:26:44.9	18.97	4.44	-13.87	0.10	-1.031	P
SDSSJ130329.0+265601	8161	160121	13:03:29.09	26:33:01.8	21.00	1.00	-12.93	0.05	-0.175	P
SDSSJ130357.1+264346	732488	-	13:03:57.14	26:43:46.1	38.38	4.85	-13.87	0.05	-0.916	P
SDSSJ130411.2+272925	-	-	13:04:11.25	27:29:25.6	15.90	4.00	-13.59	0.11	-0.796	P
SDSSJ130414.8+260658	732491	-	13:04:14.82	26:06:58.4	67.12	5.88	-13.33	0.03	-0.436	P
SDSSJ130421.2+242549	732494	-	13:04:21.24	24:25:49.3	51.24	6.76	-13.67	0.05	-0.683	P
SDSSJ130426.5+271815	230051	160127	13:04:26.55	27:18:15.5	52.00	4.00	-12.93	0.05	0.191	P
SDSSJ130516.0+255727	230056	130006	13:05:16.02	25:57:27.5	32.00	1.00	-12.79	0.05	-0.002	P
SDSSJ130526.8+251128	232074	-	13:05:26.88	25:11:28.2	49.04	5.32	-13.51	0.04	-0.645	P
SDSSJ130539.1+260623	232024	-	13:05:39.11	26:06:23.6	62.80	5.55	-13.13	0.03	-0.275	P
SDSSJ130544.6+252306	232075	-	13:05:44.61	25:23:06.0	37.45	4.68	-13.51	0.05	-0.658	P
SDSSJ130558.7+252756	230069	-	13:05:58.70	25:27:56.5	21.99	5.25	-13.39	0.09	-0.589	P
SDSSJ130615.1+252738	230076	130008	13:06:15.12	25:27:37.9	54.00	1.00	-12.58	0.05	0.658	P
SDSSJ130633.7+245746	732525	-	13:06:33.78	24:57:46.1	34.69	5.43	-13.48	0.06	-0.686	P
SDSSJ130635.5+271007	-	160138	13:06:35.60	27:10:07.4	2.00	2.00	-14.30	0.05	-1.514	P
SDSSJ130636.3+252546	234288	-	13:06:36.40	25:25:46.7	33.58	5.40	-13.28	0.07	-0.430	P
SDSSJ130636.3+275222	230083	-	13:06:36.39	27:52:22.6	18.16	5.74	-12.98	0.13	-0.182	P
SDSSJ130641.1+275302	-	-	13:06:41.13	27:53:02.8	-8.98	7.94	-	-	-	P
SDSSJ130742.8+244838	8209	130009	13:07:42.81	24:48:38.1	28.18	5.95	-12.73	0.09	-0.062	P
SDSSJ130802.5+271840	234304	-	13:08:02.57	27:18:40.0	66.45	4.87	-13.11	0.03	-0.375	P
SDSSJ130814.0+273057	-	160146	13:08:14.10	27:30:57.0	-5.00	1.00	-	-	-	P
SDSSJ130831.5+244202	8220	130012	13:08:31.58	24:42:02.8	16.82	4.84	-12.87	0.12	-0.108	P
SDSSJ130840.1+240437	732542	-	13:08:40.10	24:04:37.0	56.90	7.70	-13.92	0.05	-1.024	P
SDSSJ130922.3+240532	732545	-	13:09:22.40	24:05:32.7	17.30	5.28	-14.09	0.13	-1.219	P
SDSSJ130937.5+260932	725367	-	13:09:37.52	26:09:32.6	61.93	5.17	-13.45	0.03	-0.594	P
SDSSJ130947.4+285425	-	160152	13:09:47.40	28:54:25.0	74.80	5.90	-12.01	0.03	0.666	P
SDSSJ130949.9+243439	230123	130014	13:09:49.99	24:34:39.3	20.00	1.00	-12.90	0.05	0.481	P
SDSSJ131007.8+240956	732549	-	13:10:07.81	24:09:56.7	82.25	5.72	-13.50	0.02	-0.577	P
SDSSJ131112.7+264850	-	-	13:11:12.74	26:48:50.4	28.57	3.44	-13.46	0.05	-0.694	P
SDSSJ131153.3+273537	-	-	13:11:53.31	27:35:37.5	4.58	3.84	-14.77	0.36	-1.976	P
SDSSJ131238.2+264754	725408	-	13:12:38.20	26:47:54.0	35.20	5.60	-14.11	0.06	-1.211	P
SDSSJ131254.2+263205	732567	-	13:12:54.30	26:32:05.9	14.99	4.12	-13.86	0.12	-1.351	P
SDSSJ131312.7+242109	232147	-	13:13:12.70	24:21:09.0	31.50	5.80	-13.77	0.08	-1.234	P
SDSSJ131325.7+274548	-	160165	13:13:25.70	27:45:48.4	11.00	1.00	-13.25	0.05	-0.483	P
SDSSJ131326.9+274808	8300	160166	13:13:26.95	27:48:08.5	9.00	1.00	-12.74	0.05	-0.031	P
SDSSJ131345.2+245856	-	130021	13:13:45.67	24:58:55.2	28.00	1.00	-12.74	0.05	0.049	P
SDSSJ131453.4+270029	8325	-	13:14:53.43	27:00:29.2	18.51	9.61	-13.17	0.22	-0.711	P
SDSSJ131504.3+245619	732577	-	13:15:04.30	24:56:19.0	43.50	5.30	-14.06	0.05	-1.171	P
SDSSJ131525.5+271811	8328	-	13:15:25.59	27:18:11.6	12.70	10.70	-13.72	0.36	-0.934	P
SDSSJ131601.1+250322	732580	-	13:16:01.11	25:03:23.0	36.61	5.17	-13.54	0.06	-0.654	P
SDSSJ131641.9+260754	231904	-	13:16:41.90	26:07:54.0	46.60	6.30	-13.62	0.05	-1.168	P
SDSSJ131645.8+261243	238799	-	13:16:45.87	26:12:44.0	44.59	5.22	-13.38	0.05	-0.926	P
SDSSJ131719.2+251253	732589	-	13:17:19.24	25:12:53.4	21.45	4.31	-13.96	0.08	-1.038	P
SDSSJ131745.1+273411	8359	160182	13:17:45.18	27:34:11.5	23.00	1.00	-12.88	0.05	-0.126	P
SDSSJ131828.7+251312	732595	-	13:18:28.70	25:13:12.5	23.23	6.89	-13.61	0.13	-0.545	P
SDSSJ131919.3+245900	732598	-	13:19:19.35	24:59:00.7	43.28	6.46	-13.39	0.06	-0.519	P
SDSSJ131928.0+274456	231705	-	13:19:28.01	27:44:56.3	81.34	4.89	-13.05	0.02	-0.221	P
SDSSJ131940.0+274221	234436	-	13:19:40.07	27:42:21.8	68.77	4.36	-13.01	0.02	-0.219	P
SDSSJ132135.9+261816	231772	161029	13:21:34.91	26:18:16.8	38.00	1.00	-13.07	0.05	-0.532	P
SDSSJ132156.5+244344	732609	-	13:21:56.50	24:43:44.0	38.50	5.2	-14.16	0.06	-1.038	P
SDSSJ132206.4+244313	-	-	13:22:06.40	24:43:13.0	26.40	3.9	-14.03	0.06	-1.210	P
SDSSJ132215.4+265504	725556	-	13:22:15.45	26:55:04.7	82.88	5.81	-13.29	0.02	-0.673	P
SDSSJ132223.0+271057	725558	-	13:22:23.09	27:10:57.4	51.77	5.60	-13.38	0.04	-0.459	P
SDSSJ132251.8+272337	725562	-	13:22:51.85	27:23:37.1	35.91	6.56	-13.69	0.07	-0.785	P
SDSSJ132305.0+265116	725564	-	13:23:05.00	26:51:16.4	74.49	9.20	-13.23	0.05	-0.349	P
SDSSJ132324.6+263236	230296	161040	13:23:24.62	26:32:36.8	25.59	5.84	-13.26	0.10	-0.405	P
SDSSJ132333.1+263013	227772	-	13:23:33.17	26:30:14.0	28.49	5.66	-13.73	0.08	-0.836	P
SDSSJ132413.9+252212	238905	-	13:24:14.00	25:22:12.0	22.67	3.26	-13.76	0.06	-1.096	P

Table A.3. continued.

jName	AGC	CGCG	R.A. (J2000)	DEC. (J2000)	EW $H\alpha$	$\sigma_{EWH\alpha}$	log F(H $\alpha$ )	log $\sigma_{F(H\alpha)}$	log SFR	Quality
(1)	(2)	(3)	hhmmss.ss	° ' "	Å	Å	erg cm $^{-2}$ s $^{-1}$	erg cm $^{-2}$ s $^{-1}$	M $_{\odot}$ y $^{-1}$	(11)
SDSSJ132507.3+255053	725589	-	13:25:07.36	25:50:53.3	41.23	4.97	-13.62	0.05	-0.708	P
SDSSJ132638.8+270223	232100	-	13:26:38.85	27:02:23.5	34.44	7.50	-13.46	0.09	-0.621	P
SDSSJ132651.2+263528	230341	161052	13:26:51.27	26:35:28.5	44.00	1.00	-12.72	0.05	0.109	P
SDSSJ132651.7+263527	-	161052	13:26:51.76	26:35:27.4	-1.00	0.00	-	-	-	P
SDSSJ132740.9+260341	725612	-	13:27:40.95	26:03:41.9	17.47	4.78	-13.60	0.12	-0.750	P
SDSSJ132813.6+262723	732637	-	13:28:13.69	26:27:23.5	37.69	4.41	-13.45	0.05	-0.580	P
SDSSJ132935.1+262435	8482	161066	13:29:35.11	26:24:35.8	16.00	1.00	-13.37	0.05	-0.536	P
SDSSJ132937.6+262521	231921	-	13:29:37.67	26:25:21.5	101.70	6.92	-13.17	0.02	-0.213	P
SDSSJ132939.1+254751	732645	-	13:29:39.14	25:47:51.1	19.99	5.38	-14.03	0.11	-1.066	P
SDSSJ133013.6+262021	-	-	13:30:13.63	26:20:21.8	15.26	3.63	-14.32	0.10	-1.374	P
SDSSJ133045.4+263117	231950	-	13:30:45.40	26:31:17.0	50.60	4.30	-13.12	0.03	-0.125	P
SDSSJ133121.8+253708	230390	131009	13:31:21.82	25:37:08.8	27.00	1.00	-12.94	0.05	-0.085	P
SDSSJ133442.3+273421	234922	-	13:34:42.35	27:34:21.3	29.75	4.86	-13.56	0.07	-0.595	P
SDSSJ133503.7+261757	732696	-	13:35:03.74	26:17:57.9	118.30	6.70	-13.19	0.02	-0.223	P
SDSSJ133513.5+273748	8567	-	13:35:13.60	27:37:48.5	27.94	6.62	-13.59	0.10	-0.654	P
SDSSJ133519.2+262529	8570	161082	13:35:19.25	26:25:29.1	19.15	5.03	-13.07	0.11	-0.264	P
SDSSJ133524.0+254442	230450	161083	13:35:24.06	27:54:42.8	32.97	9.16	-12.95	0.11	-0.072	P
SDSSJ133538.4+255230	230454	131014	13:35:38.41	25:52:30.9	21.82	4.71	-13.06	0.09	-0.207	P
SDSSJ133543.7+272433	231955	161085	13:35:43.77	27:24:33.9	18.79	5.67	-13.44	0.13	-0.449	P
SDSSJ133642.0+263900	725635	-	13:36:42.03	26:39:00.5	19.52	4.30	-13.75	0.09	-0.789	P
SDSSJ133703.6+271419	732709	-	13:37:03.62	27:14:19.2	-17.90	6.13	-	-	-	P
SDSSJ133744.4+274711	231972	-	13:37:44.50	27:47:11.5	49.93	5.41	-13.38	0.04	-0.384	P
SDSSJ133802.2+265327	-	-	13:38:02.21	26:53:27.7	15.19	4.46	-14.47	0.12	-1.410	P
SDSSJ133803.0+262017	230493	-	13:38:03.10	26:20:17.4	85.94	7.62	-13.27	0.03	-0.290	P
SDSSJ133803.9+264443	732717	-	13:38:03.90	26:44:43.0	27.60	5.40	-14.24	0.08	-1.295	P
SDSSJ133829.6+260439	-	-	13:38:29.67	26:04:39.2	24.47	5.92	-13.82	0.1	-0.785	P
SDSSJ133831.6+260619	-	131016	13:38:31.60	26:06:19.6	10.37	4.17	-13.28	0.17	-0.376	P
SDSSJ133858.5+262947	732728	-	13:38:58.51	26:29:47.1	73.43	4.60	-13.44	0.02	-0.755	P
SDSSJ133923.3+265940	732731	-	13:39:23.38	26:59:40.5	-2.01	14.50	-	-	-	P
SDSSJ133944.1+274635	230529	161111	13:39:44.15	27:46:35.3	35.64	4.96	-12.79	0.06	0.153	P
SDSSJ133953.7+260813	725667	-	13:39:53.70	26:08:13.3	26.38	3.44	-13.97	0.05	-1.281	P
SDSSJ134017.9+262058	8652	161116	13:40:17.96	26:20:58.5	30.40	8.96	-12.97	0.12	-0.033	P
SDSSJ134043.8+255430	-	131023	13:40:43.89	25:54:30.1	35.00	19.80	-13.25	0.24	-0.216	P
SDSSJ134045.4+255719	725682	-	13:40:45.45	25:57:19.2	18.48	4.55	-13.54	0.10	-0.595	P
SDSSJ134046.8+255350	230546	131023	13:40:46.89	25:53:50.2	1.00	5.37	-14.17	2.33	-1.176	P
SDSSJ134051.1+242823	231440	131022	13:40:51.16	24:28:23.9	26.83	6.65	-12.93	0.10	-0.065	P
SDSSJ134058.3+274335	-	-	13:40:58.37	27:43:35.1	23.26	4.83	-13.96	0.09	-0.935	P
SDSSJ134104.1+274138	235067	-	13:41:04.16	27:41:38.0	36.13	4.66	-13.43	0.05	-0.417	P
SDSSJ134118.8+260620	725697	-	13:41:18.89	26:06:20.3	29.17	5.52	-13.99	0.08	-0.955	P
SDSSJ134138.1+244038	732741	-	13:41:38.17	24:40:38.2	35.49	5.21	-13.92	0.06	-1.215	P
SDSSJ134145.2+270016	230573	161122	13:41:45.20	27:00:17.0	18.88	5.13	-12.95	0.11	-0.013	P
SDSSJ134247.5+255322	725730	-	13:42:47.53	25:53:22.7	67.91	6.53	-13.47	0.04	-0.460	P
SDSSJ134318.0+243741	-	-	13:43:18.07	24:37:41.7	29.50	5.39	-13.83	0.08	-0.782	P
SDSSJ134552.9+264630	230635	162005	13:45:52.90	26:46:30.0	27.60	5.90	-13.05	0.09	0.109	P
SDSSJ134609.4+251254	235176	-	13:46:09.40	25:12:54.0	58.30	6.20	-13.39	0.04	-0.286	P
SDSSJ134640.5+271436	238848	-	13:46:40.60	27:14:37.0	61.19	5.10	-13.65	0.03	-0.936	P
SDSSJ134704.5+245947	230653	132010	13:47:04.57	24:59:47.4	46.69	8.68	-12.74	0.07	0.229	P
SDSSJ134737.4+262910	725794	-	13:47:37.43	26:29:10.5	25.47	4.53	-14.05	0.07	-1.346	P
SDSSJ134814.7+244639	8730	-	13:48:14.79	24:46:39.9	12.64	4.27	-13.20	0.14	-0.289	P
SDSSJ134835.6+240054	-	132016	13:48:35.60	24:00:54.0	8.00	3.00	-13.19	0.17	-0.452	P
SDSSJ134849.1+240002	732784	-	13:48:49.10	24:00:02.0	35.00	5.10	-13.89	0.06	-0.946	P
SDSSJ134914.7+244603	235285	-	13:49:14.77	24:46:03.1	35.28	5.29	-13.60	0.06	-0.548	P
SDSSJ134918.0+240542	235288	-	13:49:18.01	24:05:42.7	57.01	5.79	-13.09	0.04	-0.055	P
SDSSJ134924.6+244527	235294	-	13:49:24.67	24:45:27.2	33.62	7.22	-14.02	0.09	-0.944	P
SDSSJ134927.3+274952	725824	-	13:49:27.37	27:49:52.1	35.64	5.46	-13.30	0.06	-0.333	P
SDSSJ134941.5+243318	-	-	13:49:41.57	24:33:18.3	24.38	9.70	-14.28	0.17	-1.214	P
SDSSJ134947.3+243236	235308	-	13:49:47.37	24:32:36.5	48.93	9.07	-13.64	0.07	-0.615	P
SDSSJ135016.9+244940	749466	-	13:50:16.90	24:49:40.0	32.00	6.40	-13.72	0.08	-0.572	P
SDSSJ135030.8+245746	-	132019	13:50:30.80	24:57:46.5	6.91	6.94	-13.37	0.43	-0.414	P
SDSSJ135030.9+245834	231515	132019	13:50:31.00	24:58:35.0	12.41	7.69	-13.03	0.26	-0.237	P
SDSSJ135036.8+245738	-	-	13:50:36.83	24:57:38.1	4.09	8.08	-14.46	0.85	-1.407	P
SDSSJ135051.3+270230	725842	-	13:50:51.30	27:02:30.0	21.80	4.30	-14.2	0.08	-1.589	P
SDSSJ135107.4+240105	231076	132024	13:51:07.46	24:01:05.7	35.64	4.94	-12.80	0.05	0.132	P
SDSSJ135121.4+242220	732795	-	13:51:21.46	24:22:20.2	43.06	9.89	-14.16	0.09	-1.063	P
SDSSJ135222.8+242803	235377	-	13:52:22.80	24:28:03.0	30.50	6.70	-13.52	0.09	-0.368	P
SDSSJ135455.8+250721	231958	132044	13:54:55.80	25:07:21.5	8.16	7.00	-13.27	0.36	-0.353	P
SDSSJ135457.4+250226	732815	-	13:54:57.40	25:02:26.0	15.00	8.90	-14.01	0.25	-0.846	P
SDSSJ135503.6+250851	-	-	13:55:03.63	25:08:51.5	29.56	12.50	-13.49	0.18	-0.438	P
SDSSJ135529.7+250424	8842	132047	13:55:29.70	25:04:25.0	19.06	12.00	-13.12	0.27	-0.171	P
SDSSJ135531.7+250735	231588	-	13:55:31.79	25:07:35.8	32.25	7.27	-13.28	0.09	-0.245	P
SDSSJ135532.5+250427	-	-	13:55:32.52	25:04:27.4	7.32	3.95	-13.80	0.23	-0.813	P
SDSSJ135534.3+250259	-	132048	13:55:34.39	25:02:59.2	22.74	5.82	-13.20	0.11	-0.293	P
SDSSJ135535.0+264140	231016	-	13:55:35.10	26:41:40.9	70.12	4.92	-12.97	0.03	-0.348	P

Table A.3. continued.

jName	AGC	CGCG	R.A. (J2000)	DEC. (J2000)	EW $H\alpha$	$\sigma_{EWH\alpha}$	log F(H $\alpha$ )	log $\sigma_{F(H\alpha)}$	log SFR	Quality
(1)	(2)	(3)	hhmmss.ss (4)	° ' " (5)	Å (6)	Å (7)	erg cm $^{-2}$ s $^{-1}$ (8)	erg cm $^{-2}$ s $^{-1}$ (9)	M $_{\odot}$ y $^{-1}$ (10)	(11)
SDSSJ135536.0+251627	235452	-	13:55:36.08	25:16:27.6	69.88	6.64	-13.64	0.03	-0.545	P
SDSSJ135540.5+250910	-	132049	13:55:40.56	25:09:11.0	0.62	5.98	-14.45	4.17	-1.485	P
SDSSJ135546.3+250906	-	132051	13:55:46.34	25:09:06.9	9.13	8.50	-13.27	0.40	-0.283	P
SDSSJ135546.7+252226	725929	-	13:55:46.70	25:22:26.9	53.01	5.80	-13.24	0.04	-0.237	P
SDSSJ135610.6+242937	8855	132053	13:56:10.60	24:29:37.8	29.60	5.34	-12.96	0.07	-0.022	P
SDSSJ135649.1+255457	725949	132056	13:56:49.15	25:54:57.2	18.90	5.10	-13.11	0.11	-0.143	P
SDSSJ135715.3+241525	8873	132058	13:57:15.40	24:15:26.0	24.07	8.54	-12.81	0.14	0.138	P
SDSSJ135737.7+242603	235479	-	13:57:37.77	24:26:03.7	77.08	6.90	-13.54	0.03	-0.445	P
SDSSJ135739.6+254628	8879	132059	13:57:39.69	25:46:28.9	21.71	6.62	-13.16	0.13	-0.216	P
SDSSJ135750.4+264240	725974	-	13:57:50.41	26:42:40.7	51.80	4.40	-13.46	0.03	-0.805	P
SDSSJ140211.0+251935	231608	132072	14:02:11.03	25:19:35.4	49.82	10.10	-12.73	0.08	0.251	P
SDSSJ140322.9+261817	726051	-	14:03:22.90	26:18:17.0	23.60	4.90	-13.34	0.09	-0.204	P
SDSSJ140350.6+252316	732876	-	14:03:50.63	25:23:16.4	35.30	4.74	-14.30	0.05	-1.601	P
SDSSJ140436.8+275406	240053	162056	14:04:36.85	27:54:06.4	33.96	4.41	-13.14	0.05	-0.630	P
SDSSJ140543.1+251352	241379	132075	14:05:43.16	25:13:52.9	19.84	9.05	-12.96	0.19	-0.104	P
SDSSJ140551.6+251537	732886	-	14:05:51.66	25:15:37.1	59.35	20.50	-13.49	0.14	-0.372	P
SDSSJ140751.0+240716	726116	-	14:07:51.00	24:07:16.0	22.10	6.00	-13.51	0.12	-0.368	P
SDSSJ140848.8+271517	241596	162064	14:08:48.87	27:15:17.6	23.92	8.08	-13.33	0.14	-0.520	P
SDSSJ141057.2+252950	9073	133001	14:10:57.23	25:29:50.0	17.38	14.90	-12.34	0.36	0.599	P
SDSSJ141105.1+252857	241189	-	14:11:05.13	25:28:58.0	31.81	11.40	-12.95	0.15	0.084	P
SDSSJ141316.0+270029	9101	163007	14:13:16.09	27:00:29.1	13.84	5.64	-12.90	0.17	-0.376	P
SDSSJ141426.4+260453	726292	-	14:14:26.43	26:04:53.8	21.79	5.29	-14.18	0.10	-1.463	P
SDSSJ141501.0+264300	242111	-	14:15:01.09	26:43:00.7	27.30	3.99	-13.52	0.06	-0.908	P
SDSSJ141614.3+253244	241200	133021	14:16:14.33	25:32:44.2	27.81	4.03	-13.04	0.06	-0.469	P
SDSSJ141715.4+253353	732906	-	14:17:15.48	25:33:53.6	44.61	4.19	-13.44	0.04	-0.892	P
SDSSJ141758.7+262445	9150	163018	14:17:58.70	26:24:45.4	40.46	4.04	-12.29	0.04	0.113	P
SDSSJ141759.5+250812	9149	133025	14:17:59.55	25:08:12.7	50.62	4.42	-11.91	0.03	0.635	P
SDSSJ141825.5+253006	241202	-	14:18:25.60	25:30:06.8	33.24	5.04	-13.14	0.06	-0.641	P
SDSSJ141828.4+262945	732912	-	14:18:28.40	26:29:45.0	20.30	3.90	-13.99	0.08	-1.449	P
SDSSJ141842.3+245519	-	-	14:18:42.40	24:55:19.8	4.41	4.20	-14.30	0.41	-1.787	P
SDSSJ141847.8+245625	9165	133030	14:18:47.82	24:56:25.4	19.37	3.59	-12.81	0.08	-0.266	P
SDSSJ141901.3+245637	240256	-	14:19:01.39	24:56:37.4	26.94	5.36	-13.35	0.08	-0.700	P
SDSSJ141912.7+244755	9166	133032	14:19:12.79	24:47:55.4	21.35	5.66	-12.65	0.11	-0.146	P
SDSSJ141921.6+275223	726386	-	14:19:21.68	27:52:23.5	49.36	7.00	-13.22	0.06	-0.179	P
SDSSJ142049.0+255731	241085	133035	14:20:49.04	25:57:31.7	13.79	4.44	-13.46	0.14	-1.012	P
SDSSJ142152.8+240626	241969	-	14:21:52.81	24:06:26.6	43.69	4.33	-13.04	0.04	-0.429	P
SDSSJ142206.7+265948	726428	-	14:22:06.70	26:59:48.0	35.90	8.20	-13.41	0.09	-0.249	P
SDSSJ142250.7+244509	245616	-	14:22:50.80	24:45:09.1	1.67	3.87	-15.10	1.00	-2.577	P
SDSSJ142314.5+270825	726451	-	14:23:14.50	27:08:25.0	27.60	9.0	-14.23	0.14	-1.077	P
SDSSJ142321.0+270711	-	-	14:23:21.00	27:07:11.0	17.50	6.3	-14.0	0.15	-0.833	P
SDSSJ142422.9+243650	9230	133049	14:24:22.94	24:36:50.8	26.07	4.67	-12.37	0.07	0.104	P
SDSSJ142448.8+261339	-	-	14:24:48.86	26:13:39.3	26.62	3.73	-13.85	0.06	-1.250	P
SDSSJ142456.6+250129	9236	133051	14:24:56.60	25:01:29.2	17.21	4.51	-13.17	0.11	-0.725	P
SDSSJ142519.7+274030	732935	-	14:25:19.70	27:40:30.0	49.80	10.8	-13.86	0.09	-0.700	P
SDSSJ142539.4+252242	240334	133053	14:25:39.40	25:22:42.0	39.73	4.52	-12.99	0.05	-0.387	P
SDSSJ142606.0+271439	732937	-	14:26:06.00	27:14:39.0	33.80	8.00	-13.94	0.1	-1.316	P
SDSSJ142619.7+252402	245731	-	14:26:19.80	25:24:02.9	75.72	5.65	-12.91	0.03	-0.329	P
SDSSJ142725.9+253052	9265	133059	14:27:25.96	25:30:52.1	8.07	8.44	-13.32	0.45	-0.852	P
SDSSJ142727.6+275914	749334	-	14:27:27.60	27:59:15.0	45.74	4.78	-13.84	0.04	-0.882	P
SDSSJ142750.3+255235	-	-	14:27:50.30	25:52:35.4	6.93	4.44	-14.24	0.28	-1.812	P
SDSSJ142750.8+255017	-	133060	14:27:50.81	25:50:17.1	5.55	3.37	-13.53	0.26	-1.126	P
SDSSJ142755.9+255743	749335	-	14:27:56.00	25:57:43.9	19.71	5.15	-13.89	0.11	-1.215	P
SDSSJ142758.8+255158	241495	-	14:27:58.86	25:51:58.8	61.61	6.37	-13.33	0.04	-0.752	P
SDSSJ142759.9+271419	240383	-	14:27:59.97	27:14:19.5	45.69	5.32	-13.44	0.05	-0.964	P
SDSSJ142800.2+253244	245775	-	14:28:00.29	25:32:44.8	58.22	6.77	-13.25	0.04	-0.686	P
SDSSJ142805.1+254949	-	-	14:28:05.11	25:49:49.7	1.03	3.80	-14.84	1.60	-2.337	P
SDSSJ142807.2+255207	-	133062	14:28:07.23	25:52:07.6	8.10	3.11	-12.97	0.16	-0.605	P
SDSSJ142808.5+264057	732944	-	14:28:08.59	26:40:57.9	17.30	5.16	-13.71	0.13	-1.180	P
SDSSJ142810.0+265608	240384	163056	14:28:10.03	26:56:08.8	23.94	5.49	-13.29	0.10	-0.807	P
SDSSJ142831.6+272432	9283	163058	14:28:31.70	27:24:33.0	7.16	3.89	-12.60	0.23	-0.009	P
SDSSJ142846.6+271502	-	-	14:28:46.66	27:15:02.4	66.70	4.29	-12.73	0.02	-0.282	P
SDSSJ142852.8+275003	726607	-	14:28:52.82	27:50:03.9	45.94	7.22	-13.39	0.06	-0.844	P
SDSSJ142857.0+253312	9294	133070	14:28:57.00	25:33:12.3	20.36	6.04	-12.98	0.13	-0.592	P
SDSSJ142907.7+272646	240406	-	14:29:07.77	27:26:46.0	42.00	5.01	-13.41	0.05	-0.891	P
SDSSJ142931.3+260306	-	-	14:29:31.39	26:03:06.8	45.56	7.43	-14.03	0.07	-1.523	P
SDSSJ142936.1+260349	240410	-	14:29:36.20	26:03:49.9	54.83	4.29	-13.08	0.03	-0.505	P
SDSSJ143002.4+245305	245825	-	14:30:02.43	24:53:05.7	18.64	3.36	-13.62	0.08	-1.067	P
SDSSJ143011.1+273154	9317	163067	14:30:11.12	27:31:54.2	31.37	5.38	-12.66	0.07	-0.223	P
SDSSJ143100.6+252924	9340	133081	14:31:00.68	25:29:24.3	30.92	5.80	-	-	-	N
SDSSJ143103.9+262706	242166	-	14:31:03.90	26:27:06.0	60.60	10.30	-13.95	0.07	-1.444	P
SDSSJ143106.1+252118	9342	133082	14:31:06.14	25:21:18.4	38.77	15.10	-12.62	0.16	-0.210	P
SDSSJ143108.8+271412	240425	163071	14:31:08.88	27:14:12.3	107.90	5.58	-12.40	0.12	0.130	P
SDSSJ143146.8+253259	726671	-	14:31:46.87	25:32:59.7	10.45	3.55	-14.54	0.15	-1.882	P

Table A.3. continued.

jName	AGC	CGCG	R.A. (J2000)	DEC. (J2000)	EW $H\alpha$	$\sigma_{EWH\alpha}$	log F(H $\alpha$ )	log $\sigma_{F(H\alpha)}$	log SFR	Quality
(1)	(2)	(3)	hhmmss.ss	° ' "	Å	Å	erg cm $^{-2}$ s $^{-1}$	erg cm $^{-2}$ s $^{-1}$	M $_{\odot}$ y $^{-1}$	(11)
SDSSJ143215.0+261935	241971	-	14:32:15.10	26:19:35.8	30.27	3.69	-13.14	0.05	-0.579	P
SDSSJ143227.4+272538	240445	163076	14:32:27.42	27:25:38.8	52.95	4.45	-12.57	0.03	-0.154	P
SDSSJ143233.4+251552	732960	-	14:32:33.41	25:15:52.6	5.52	4.43	-14.45	0.35	-1.891	P
SDSSJ143317.1+254221	732965	-	14:33:17.19	25:42:21.7	34.06	6.51	-14.15	0.08	-1.457	P
SDSSJ143320.0+250300	732966	-	14:33:20.00	25:03:00.0	22.70	6.00	-13.96	0.11	-1.420	P
SDSSJ143320.5+261228	241204	-	14:33:20.58	26:12:28.6	30.92	5.40	-13.07	0.07	-0.525	P
SDSSJ143326.4+253917	726697	-	14:33:26.49	25:39:17.1	12.90	3.73	-14.13	0.12	-1.476	P
SDSSJ143412.6+252804	9378	133088	14:34:12.65	25:28:04.0	13.62	3.62	-12.78	0.11	-0.290	P
SDSSJ143417.1+271705	732972	-	14:34:17.14	27:17:05.7	32.76	5.30	-13.59	0.07	-1.042	P
SDSSJ143437.2+240833	245949	-	14:34:37.22	24:08:33.4	35.34	7.56	-13.46	0.09	-0.710	P
SDSSJ143448.7+240007	245955	-	14:34:48.77	24:00:07.4	74.89	7.93	-13.86	0.04	-0.826	P
SDSSJ143705.1+245841	240532	133097	14:37:05.17	24:58:41.2	18.29	3.72	-13.17	0.09	-0.737	P
SDSSJ143937.2+243218	9449	134009	14:39:37.27	24:32:18.6	31.63	4.44	-13.10	0.06	-0.609	P
SDSSJ143953.4+255809	733018	-	14:39:53.40	25:58:09.0	20.60	4.90	-14.11	0.1	-1.486	P
SDSSJ143958.7+242105	242173	-	14:39:58.72	24:21:05.1	19.95	5.17	-13.70	0.11	-1.129	P
SDSSJ144033.9+273300	733031	-	14:40:33.95	27:33:00.0	19.76	4.94	-14.11	0.11	-1.528	P
SDSSJ144217.9+253033	241234	134016	14:42:17.92	25:30:33.5	33.10	3.67	-12.77	0.03	0.126	P
SDSSJ144254.1+241236	249390	-	14:42:54.10	24:12:36.0	22.70	4.30	-14.51	0.08	-1.727	P
SDSSJ144532.8+254105	242167	-	14:45:32.88	25:41:05.8	35.32	5.46	-13.46	0.06	-0.933	P
SDSSJ144633.7+254209	242174	-	14:46:33.70	25:42:09.0	33.00	5.00	-13.8	0.06	-1.272	P
SDSSJ144709.4+254009	9527	-	14:47:09.41	24:50:09.4	27.96	4.08	-13.38	0.06	-0.825	P
SDSSJ144931.5+273753	-	-	14:49:31.58	27:37:53.9	27.78	6.28	-14.17	0.09	-1.059	P
SDSSJ144954.2+274202	246210	-	14:49:54.20	27:42:02.0	19.00	12.00	-13.6	0.27	-0.431	P
SDSSJ145034.1+244917	240764	134042	14:50:34.10	24:49:17.4	33.29	5.69	-13.18	0.07	-0.403	P
SDSSJ145332.8+240034	733225	-	14:53:32.83	24:00:34.5	10.22	3.47	-13.87	0.15	-1.314	P
SDSSJ145444.7+240545	9594	134054	14:54:44.70	24:05:46.0	22.66	4.31	-12.96	0.08	-0.395	P
SDSSJ145535.6+243003	733261	-	14:55:35.64	24:30:03.9	49.78	9.39	-13.89	0.07	-1.192	P
SDSSJ145547.4+245403	733265	-	14:55:47.45	24:54:03.9	100.00	7.95	-	-	-	N
SDSSJ145552.3+244310	9606	-	14:55:52.33	24:43:10.9	19.83	3.44	-13.26	0.07	-0.745	P
SDSSJ145803.8+250047	733312	-	14:58:03.83	25:00:47.4	40.62	3.94	-14.11	0.04	-1.535	P
SDSSJ145817.8+244254	749490	-	14:58:17.90	24:42:54.7	26.68	5.27	-13.62	0.08	-0.998	P
SDSSJ145836.4+242240	733326	-	14:58:36.47	24:22:40.6	44.95	3.85	-13.25	0.03	-0.626	P
SDSSJ145934.3+247658	9644	164050	14:59:34.33	27:06:58.5	39.58	4.87	-12.63	0.05	0.118	P
SDSSJ150145.1+260014	733380	-	15:01:45.13	26:00:14.2	30.64	6.40	-14.13	0.09	-1.193	P
SDSSJ150153.6+255751	9662	134066	15:01:53.70	25:57:52.0	29.37	3.32	-12.33	0.05	0.375	P
SDSSJ150448.9+251405	733465	-	15:04:48.96	25:14:05.1	23.78	5.03	-14.19	0.09	-1.562	P
SDSSJ150609.3+254658	9705	135011	15:06:09.37	25:46:58.0	24.49	5.26	-12.78	0.08	-0.044	P
SDSSJ151204.6+253745	733590	-	15:12:04.63	25:37:45.0	30.59	5.34	-13.56	0.07	-0.677	P
SDSSJ151211.6+243344	727025	-	15:12:11.61	24:33:44.2	124.50	9.82	-13.45	0.02	-0.418	P
SDSSJ151357.3+271516	733612	-	15:13:57.30	27:15:16.0	15.80	5.00	-14.69	0.14	-1.749	P
SDSSJ151408.2+254158	250366	135030	15:14:08.23	25:41:58.6	20.73	4.49	-13.18	0.09	-0.402	P
SDSSJ151433.2+254621	733620	135035	15:14:33.29	25:46:21.5	36.79	3.96	-13.08	0.04	-0.241	P
SDSSJ151441.9+254301	733623	-	15:14:41.95	25:43:01.6	18.37	6.22	-13.79	0.14	-0.882	P
SDSSJ151530.7+252720	252011	135038	15:15:30.75	25:27:20.4	46.72	4.63	-12.85	0.04	-0.018	P
SDSSJ151618.6+245209	250405	135039	15:16:18.66	24:52:09.6	124.40	6.19	-12.38	0.01	0.483	P
SDSSJ151618.8+245040	-	-	15:16:18.85	24:50:40.0	45.69	4.38	-13.36	0.04	-0.506	P
SDSSJ151659.1+242917	250425	-	15:16:59.15	24:29:17.4	125.60	6.37	-12.33	0.01	0.444	P
SDSSJ152057.6+242637	733690	-	15:20:57.62	24:26:37.2	39.06	5.14	-13.74	0.05	-0.997	P
SDSSJ153033.7+251540	727136	-	15:30:33.75	25:15:40.7	22.42	4.61	-13.54	0.09	-0.690	P
SDSSJ153035.8+264408	733730	-	15:30:35.84	26:44:08.5	23.67	4.53	-13.78	0.08	-0.868	P
SDSSJ153909.5+244951	727221	-	15:39:09.58	24:49:51.0	62.69	5.78	-13.23	0.03	-0.612	P
SDSSJ153926.0+245636	727227	-	15:39:26.07	24:56:36.9	57.13	46.70	-13.54	0.33	-0.697	P
SDSSJ153927.6+245651	-	136042	15:39:27.60	24:56:52.0	39.54	37.60	-13.27	0.40	-0.466	P
SDSSJ154037.0+262055	252480	166029	15:40:37.04	26:20:55.4	23.32	8.37	-13.42	0.15	-0.968	P
SDSSJ154253.0+242613	727252	-	15:42:53.00	24:26:13.0	33.00	4.60	-13.91	0.06	-0.933	P
SDSSJ154311.0+240709	727256	-	15:43:11.08	24:07:09.6	48.71	5.86	-13.22	0.05	-0.298	P
SDSSJ154454.9+242121	727273	-	15:44:54.91	24:21:21.4	21.95	8.41	-13.70	0.16	-0.818	P
SDSSJ154523.2+243024	251210	136068	15:45:23.27	24:30:24.3	17.67	4.15	-13.20	0.10	-0.383	P
SDSSJ154814.8+261650	255016	-	15:48:14.80	26:16:50.0	97.50	11.50	-13.71	0.04	-0.756	P
SDSSJ154929.0+245236	727310	-	15:49:29.10	24:52:36.9	33.59	5.84	-	-	-	N
SDSSJ155108.3+254320	10063	-	15:51:08.40	25:43:20.6	6.27	12.20	-	-	-	N
SDSSJ155113.2+254206	10064	136098	15:51:13.28	25:42:06.9	14.13	3.74	-	-	-	N
SDSSJ155128.6+254912	749351	-	15:51:28.66	25:49:12.6	30.47	7.11	-13.77	0.10	-0.858	P
SDSSJ155153.0+255841	252190	136102	15:51:53.04	25:58:42.0	16.74	6.92	-	-	-	N
SDSSJ155333.7+255012	749353	-	15:53:33.80	25:50:12.8	90.11	7.45	-13.53	0.03	-0.606	P
SDSSJ155554.8+265759	10096	167004	15:55:54.86	26:57:59.4	24.25	4.46	-12.86	0.08	-0.115	P
SDSSJ155652.6+243942	255250	-	15:56:52.67	24:39:42.6	25.20	4.03	-13.55	0.07	-0.617	P
SDSSJ155843.6+264905	251402	167009	15:58:43.70	26:49:05.3	30.11	3.55	-12.59	0.05	-0.220	P