

Pivoted Cholesky decomposition by Cross Approximation for efficient solution of kernel systems

Dishi Liu, Hermann G. Matthies

April 28, 2022

Abstract

Large kernel systems are prone to be ill-conditioned. Pivoted Cholesky decomposition (PCD) render a stable and efficient solution to the systems without a perturbation of regularization. This paper proposes a new PCD algorithm by tuning Cross Approximation (CA) algorithm to kernel matrices which merges the merits of PCD and CA, and proves as well as numerically exemplifies that it solves large kernel systems two-order more efficiently than those resorts to regularization. As a by-product, a diagonal-pivoted CA technique is also shown efficient in eigen-decomposition of large covariance matrices in an uncertainty quantification problem.

1 Introduction

Interpolation of spatial data with kernel functions [27] finds wide application in many fields of scientific computing. The problem is prone to be ill-conditioned when a large number of data or smooth kernel functions are used in hope of increasing accuracy, since smooth kernels have fast decaying Fourier series as their eigenvalues. Nevertheless a good interpolation accuracy is always accompanied by a bad condition number of the interpolation matrix[26]. This is like a high-wire walk between two abysses, bad accuracy on the left and numerical instability on the right, no wonder various regularization techniques [24] are usually adopted as safety ropes. In this paper we show pivoted Cholesky decomposition, a matrix approximation technique, is a much more efficient solver in this situation which guarantees the stability without the perturbation of regularization while reduces the complexity of solution from $\mathcal{O}(n^3)$ to $\mathcal{O}(k^2n)$ for a rank- k system. And we propose an improved pivoted Cholesky decomposition algorithm by tuning Cross Approximation technique to symmetric and positive definite matrices.

Pivoted Cholesky decomposition (PCD)[8, 11, 16, 17] and Cross Approximation [4, 5] are two favorable low rank approximation techniques with linear complexity in n (as a contrast to the cubic complexity of a reduced singular value decomposition). Comparing to other linearly complex techniques like Nyström approximation [30, 9] and Sparse greedy approximations [29] they are more accurate due to the pivot maximizations [1]. Another merit of them is they provide deterministic error bound thus can be run adaptively to a certain accuracy.

PCD is a pivoted version of the outer product Cholesky algorithm [12, Algorithm 4.2.2] that chooses the diagonal entry with the largest modulus as the pivot. In each iteration a rank-1 approximation is made based on the column and row cross at the pivot so that k iterations accumulates a rank- k approximation. Earlier versions of this algorithm, e.g. LINPACK routine SCHDC [8], include a global updating in which the rank-1 approximation is subtracted from the remainder matrix (or the original matrix for the first iteration), this made them more expensive than the later ones in [11, 2, 3, 16, 17]¹ in which the updating only occurs in the pivoted columns.

When Cross Approximation (CA) is applied to symmetric positive definite matrices it can be similar to a PCD, i.e. its result is only a row permutation away from a triangular matrix. If pivot is chosen only in the diagonal the fully pivoted CA and the early version of PCD are nearly identical with the only difference in the permutation. While choosing pivot in the diagonal in PCD is justified in [3] as maximizing the lower bound of gain in each iteration, it is not yet justified in the language of CA. The CA algorithm, with the merit of being simpler (without row swapping and nested entry indexing) and providing sharp error bound in uniform norm, can be adapted to a PCD if this gap is bridged.

In this work we first bridge this gap and merge the merits of the two regimes into a new PCD algorithm which is simpler and gives sharp uniform-norm error bound, and then justify the validity and efficiency advantage of the algorithm in solving ill-conditioned kernel systems. As a by-product a fast approximation of matrix determinant is also given. Applications of the algorithm are given in solving ill-conditioned radial basis function (RBF) systems.

The rest of this paper is organized as follows. In Section 2 we recall the basic Cross Approximation algorithm and introduce an adaption to symmetric positive definite matrices. In Section 3 we extend the adapted CA to PCD. In Section 4 we justify the PCD solution to rank deficient kernel systems. Section 5 gives applications of the algorithms. Section 6 summarizes the whole paper.

2 Cross Approximation

Cross Approximation (CA) is an iterative matrix approximation technique [4, 5] that yields a result equivalent to a skeleton decomposition [4, Lemma 3]. Like in many other methods, CA constructs a rank- k approximation by using only a small portion, i.e. some k rows and k columns, of the matrix. Hence widely used for data compression [22, 10]. [13] suggests to choose the columns and rows so that their intersection has the largest determinant in modulus among all $k \times k$ submatrices (the *maximal-volume principle*), and [14] shows such an approximation is quasi-optimal in uniform norm.

In each iteration of CA, a rank-1 approximation is made and subtracted from the remainder matrix. It turns out that choosing the pivot (the intersection of the chosen column and row that form the rank-1 approximation) as the entry with the largest

¹In [2, 3] this method was introduced in the name *incomplete Cholesky decomposition*

modulus in the remainder matrix is the optimal strategy in term of maximal-volume principle if we keep the pivot points in the previous iterations fixed (like in CA) [4, Lemma 2] .

For very large matrices, CA with global pivot maximization and global updating (which is termed as fully pivoted CA) is expensive or even prohibitive. A trade-off of accuracy and cost is made in the so-called partially pivoted CA which only searches for the maximum in some rows and columns. According to [4, Lemma 2] this would be less preferable in term of maximal-volume principle, but it runs much faster.

However, if the underlying matrix is symmetric positive semi-definite (SPSD) much of the cost of a fully pivoted CA can be saved without sacrificing accuracy. This is due to that the diagonal entries of SPSPD matrices always include the maximum in modulus, and that the remainder matrices can be kept SPSPD during the CA iterations.

A SPSPD matrix-adapted CA is proposed in this section. This algorithm has a complexity linear in the matrix size as does the partially pivoted CA, while retains the accuracy of a fully pivoted CA. We start from introducing the “baseline” – fully pivoted CA algorithm.

2.1 Notation

Matlab-like notation is used, i.e. a matrix \mathbf{A} 's i -th column and j -th row are written as $\mathbf{A}[:, i]$ and $\mathbf{A}[j, :]$ respectively, but for an identity matrix these are written as e_i and e_j^\top . We use the same notations for different sizes wherever the actual size is clear by the context.

2.2 The basic algorithm

CA algorithms produce a factorization \mathbf{AB} approximating a matrix \mathbf{M} , i.e. $\mathbf{AB} \approx \mathbf{M}$. Fully pivoted CA (as detailed in Algorithm 1) is the most basic, accurate and also the most expensive one since it makes global pivot maximization and global updation of remainder matrix. It yields a a factorization \mathbf{AB} with a user specified rank k or a specified maximum entry-wise error ε comparing to \mathbf{M} .

The following Lemma shows the \mathbf{AB} equals to a pseudo-skeleton decomposition [15] of \mathbf{M} .

Lemma 1. [6, Lemma 4.6] *Given matrices \mathbf{A} and \mathbf{B} as obtained in Algorithm 1 approximating \mathbf{M} , $\boldsymbol{\beta} = \{i_\ell\}_{\ell=1}^k$ and $\mathbf{j} = \{j_\ell\}_{\ell=1}^k$ collect the pivots indices i_ℓ and j_ℓ in Algorithm 1, then*

$$\mathbf{AB} = \mathbf{M}[:, \mathbf{j}] \cdot \mathbf{M}[\boldsymbol{\beta}, \mathbf{j}]^{-1} \cdot \mathbf{M}[\boldsymbol{\beta}, :] \quad (1)$$

The determinant of the submatrix $\mathbf{M}[\boldsymbol{\beta}, \mathbf{j}]$ can be computed conveniently by

$$\det(\mathbf{M}[\boldsymbol{\beta}, \mathbf{j}]) = \prod_{\ell=1}^k \gamma_\ell \quad (2)$$

Algorithm 1 Fully pivoted Cross Approximation

Require: $M \in \mathbb{R}^{m \times n}$, $k \in \mathbb{Z}$, $1 \leq k \leq \min(m, n)$ (or $\epsilon_{tol} \in \mathbb{R}$ for an adaptive version)

Ensure: $A \in \mathbb{R}^{m \times k}$, $B \in \mathbb{R}^{k \times n}$, $\epsilon \in \mathbb{R}$

```
1:  $R := M$ ,  $\ell := 1$ 
2: while  $\ell \leq k$  and  $\epsilon > 0$  (or while  $\epsilon > \epsilon_{tol}$ ) do
3:    $i_\ell, j_\ell := \operatorname{argmax}_{i,j} |R_\ell[i, j]|$ 
4:    $\gamma_\ell := R[i_\ell, j_\ell]$ ,  $\epsilon = \gamma_\ell$ 
5:    $A[:, \ell] := R[:, j_\ell]$ 
6:    $B[\ell, :] := R_\ell[i_\ell, :] / \gamma_\ell$ 
7:    $R_{\ell+1} := R_\ell - AB$ 
8:    $\ell := \ell + 1$ 
9: end while
```

with γ_ℓ as defined in Algorithm 1.

The maximal-volume principle [13] suggests the optimal pivoting strategy is to choose β and j so that the determinant of $M[\beta, j]$ is maximal in modulus among all $k \times k$ submatrices. So by (2) maximizing γ_ℓ is a “greedy” strategy which maximizes the gain in each iteration.

This fully pivoted CA algorithm is of complexity $\mathcal{O}(kmn)$ which is quadratic in matrix size. A linear complexity $\mathcal{O}(k^2(m+n))$ can be achieved by the partially pivoted CA which searches only submaximal γ_ℓ 's in the pivoted row and column in the previous iteration. This generally would sacrifice the accuracy of approximation.

2.3 Tuned to symmetric positive semi-definite matrices

However, a linear complexity can also be achieved without sacrificing accuracy in approximating symmetric positive semi-definite (SPSD) matrices. This is due to the fact that a SPSPD matrix always have a maximum in modulus in the diagonal, and that the remainder matrix R can be kept SPSPD during the CA iterations, as justified below.

Lemma 2. *If matrix M is SPSPD, then*

- (i) *its diagonal entries are non-negative.*
- (ii) *its diagonal entries include a global maximum in modulus.*

Proof. (i) This follows the fact $e_i^\top M e_i = M[i, i] \geq 0$ for $i = 1, 2, \dots, n$.

(ii) From [12, p.147], we have for any valid index i and j

$$(e_i \pm e_j)^\top M (e_i \pm e_j) = M[i, i] + M[j, j] \pm 2M[i, j] \geq 0$$

in which we see for any off-diagonal entry $M[i, j]$ there is an diagonal entry not smaller than it in modulus. □

Lemma 3. [20, Theorem 7.2.5][23, p.40] *If all principal minors of a symmetric matrix are nonnegative, the matrix is positive semi-definite.*

We prove the positive semi-definiteness of the remainder matrix \mathbf{R} as following.

Proposition 1. *In approximating a SPSD matrix \mathbf{M} , if CA chooses the pivot in the diagonal, the remainder matrix remains SPSD.*

Proof. Suppose the diagonal entry p is used as the pivot, and $\mathbf{X}, \mathbf{Y}, \mathbf{Z}$ and \mathbf{u}, \mathbf{v} are submatrices and vectors in \mathbf{M} . The remainder matrix \mathbf{R} after the first iteration is

$$\begin{aligned} \mathbf{R} = \mathbf{M} - \mathbf{A}\mathbf{A}^\top &= \begin{pmatrix} \mathbf{X} & \mathbf{v} & \mathbf{Z}^\top \\ \mathbf{v}^\top & p & \mathbf{u}^\top \\ \mathbf{Z} & \mathbf{u} & \mathbf{Y} \end{pmatrix} - \frac{1}{p} \begin{pmatrix} \mathbf{v} \\ p \\ \mathbf{u} \end{pmatrix} \begin{pmatrix} \mathbf{v}^\top & p & \mathbf{u}^\top \end{pmatrix} \\ &= \begin{pmatrix} \mathbf{X} - \frac{1}{p}\mathbf{v}\mathbf{v}^\top & \mathbf{0} & \mathbf{Z}^\top - \frac{1}{p}\mathbf{v}\mathbf{u}^\top \\ \mathbf{0}^\top & 0 & \mathbf{0}^\top \\ \mathbf{Z} - \frac{1}{p}\mathbf{u}\mathbf{v}^\top & \mathbf{0} & \mathbf{Y} - \frac{1}{p}\mathbf{u}\mathbf{u}^\top \end{pmatrix} \end{aligned} \quad (3)$$

Because \mathbf{M} is SPSD, so is its principle submatrix $\begin{pmatrix} \mathbf{X} & \mathbf{v} \\ \mathbf{v}^\top & p \end{pmatrix}$, and we have the relation

$$\begin{pmatrix} \mathbf{X} & \mathbf{v} \\ \mathbf{v}^\top & p \end{pmatrix} = \begin{pmatrix} \beta & \frac{1}{p}\mathbf{v} \\ \mathbf{0}^\top & 1 \end{pmatrix} \begin{pmatrix} \mathbf{X} - \frac{1}{p}\mathbf{v}\mathbf{v}^\top & \mathbf{0} \\ \mathbf{0}^\top & p \end{pmatrix} \begin{pmatrix} \beta & \mathbf{0} \\ \frac{1}{p}\mathbf{v}^\top & 1 \end{pmatrix} := \mathbf{P}^\top \mathbf{Q} \mathbf{P}$$

in which the invertibility of \mathbf{P} implies that \mathbf{Q} is also SPSD. Hence $\mathbf{X} - \frac{1}{p}\mathbf{v}\mathbf{v}^\top$ and all its principal submatrices are nonnegative [18, Corollary 14.2.12]. And similarly this also holds for $\mathbf{Y} - \frac{1}{p}\mathbf{u}\mathbf{u}^\top$ and all its principal submatrices.

From Equation (3) it is clear that all principal submatrices of \mathbf{R} that are not contained in $\mathbf{X} - \frac{1}{p}\mathbf{v}\mathbf{v}^\top$ or $\mathbf{Y} - \frac{1}{p}\mathbf{u}\mathbf{u}^\top$ (including \mathbf{R} itself) have at least one zero column and one zero row thus have zero determinants. Therefore all principal minors of \mathbf{R} are nonnegative, so its positive semidefiniteness follows Lemma 2, and its symmetricity comes from the symmetricity of $\mathbf{A}\mathbf{A}^\top$. Applying this rule for every iterations proves the proposition. \square

By Lemma 2 and Proposition 1 we see in approximating SPSD matrices it suffices for CA to do the pivot maximization *only* in the diagonal, this leads to a CA algorithm that achieves a linear complexity $\mathcal{O}(k^2n)$ as in the partially pivoted CA but is as accurate as the fully pivoted one. Like in the partially pivoted CA in this new algorithm we avoid generating and updating the whole matrix, also save the storage for it. The algorithms yields a rank- k approximation in the form $\mathbf{A}\mathbf{A}^\top \approx \mathbf{M}$ and the maximum entry-wise error $\varepsilon = \|\mathbf{M} - \mathbf{A}\mathbf{A}^\top\|_\infty$, as detailed in Algorithm 2. Accuracy of the approximation can be controlled by using an adaptive version that terminates as ε drops below a given threshold ϵ_{tol} .

Remark 1: The maximal entry-wise error of the algorithm as in Proposition 1 is just the largest diagonal entry (in modulus) of the remainder matrix \mathbf{R} , since \mathbf{R} is the error matrix and SPSD.

Algorithm 2 Diagonal pivoted Cross Approximation

Require: $M \in \mathbb{R}^{n \times n}$ (or a function $\mathcal{M}(i)$ yielding the i -th column of M),

$k \in \mathbb{Z}, 1 \leq k \leq n$ (or $\epsilon_{tol} \in \mathbb{R}$ for an adaptive version)

Ensure: $A \in \mathbb{R}^{n \times k}, \varepsilon \in \mathbb{R}, \beta \in \mathbb{Z}^k$

```
1: Initialize empty  $A \in \mathbb{R}^{n \times k}, \beta \in \mathbb{R}^k$ 
2:  $d := \text{diag}(M), \ell := 1$ 
3:  $\varepsilon := \max_i d[i]$ 
4: while  $\ell \leq k$  and  $\varepsilon > 0$  (or while  $\varepsilon > \epsilon_{tol}$ ) do
5:    $i_\ell := \text{argmax}_i |d[i]|$ 
6:    $\gamma_\ell = d[i_\ell]$ 
7:    $A[:, \ell] := (M[:, i_\ell] - \sum_{q=1}^{\ell-1} A[:, q]A[q, i_\ell]) / \sqrt{\gamma_\ell}$ 
   (or replace  $M[:, i_\ell]$  by  $\mathcal{M}(i_\ell)$ )
8:    $d = d - (A[:, \ell])^2$ 
9:    $\varepsilon := |\gamma_\ell|$ 
10:   $\beta[\ell] := i_\ell$ 
11:   $\ell := \ell + 1$ 
12: end while
```

Remark 2: Since the algorithm only works with one single column of M in each iteration, it does not require the whole matrix to be generated. This is especially beneficial for very large matrices that are beyond memory capacity whereon the algorithm can take a function $\mathcal{M}(i)$ that returns only the i -th column as input.

Algorithm 2 produces the same result as would a fully pivoted CA (Algorithm 1), since it just make the same global maximization in a more efficient way by taking advantage of SPSD properties and accordingly only updates the relevant entries. E.g. though here only the diagonal of R is updated (as in step 8) in each iteration, once a pivot column is chosen its “owed” updation is redeemed (as in step 7). So the error bound mentioned in Remark 1 also holds for Algorithm 2 and the maximum entry-wise error is just the maximal of d .

Notice that selecting pivot as the maximum in modulus in the diagonal is also proved optimal in [3] in term of maximizing lower bound of gain in each rank-1 approximation and in [17] in term of minimizing trace norm error.

3 Pivoted Cholesky approximations

In Equation (3) we see in each iteration the CA algorithm leaves one additional zero column and zero row in the remainder matrix, so that the j -th column of A has one more zero entry than the $(j - 1)$ -th, hence A is just a row permutation away from a triangular matrix. Appending a row permutation to Algorithm 2 leads to a pivoted Cholesky decomposition, $\widetilde{M} \approx LL^\top$ with L a n -by- k lower triangular matrix and \widetilde{M} a symmetric permutation of M based on an index p yielded by the algorithm, as detailed in

Algorithm 3 and diagrammed in the upper part of Figure 1. The algorithm also produces a k -by- k triangular matrix \mathbf{L}_* that exactly reproduces the submatrix \mathbf{M}_* which is the cross of the pivoted rows and columns. The reduced factorization $\mathbf{M}_* = \mathbf{L}_* \mathbf{L}_*^\top$ is useful in solving rank deficient systems as explained in Section 4.

Though with the same complexity $\mathcal{O}(k^2n)$, this algorithm is simpler than other PCD algorithms in [11, p.255], [2, p.20] and [17] since it involves neither row and column permutations in the iterations nor nested entry indexing which deteriorates computing performance. Another difference is that it gives maximal entry-wise error $\varepsilon = \|\widetilde{\mathbf{M}} - \mathbf{L}\mathbf{L}^\top\|_\infty$ in contrast to the bound of error in the sum of eigenvalues given by other PCD algorithms .

Algorithm 3 Low rank pivoted Cholesky decomposition based on CA

Require: $\mathbf{M} \in \mathbb{R}^{n \times n}$, $k \in \mathbb{Z}$, $1 \leq k \leq n$ (or $\epsilon_{tol} \in \mathbb{R}$ for an adaptive version)

Ensure: $\mathbf{L} \in \mathbb{R}^{n \times k}$, $\mathbf{L}_* \in \mathbb{R}^{k \times k}$, $\varepsilon \in \mathbb{R}$, $\mathbf{p} \in \mathbb{Z}^n$

- 1: Run Algorithm 2 to obtain $\mathbf{A} \in \mathbb{R}^{n \times k}$, $\varepsilon \in \mathbb{R}$ and $\beta \in \mathbb{Z}^k$
 - 2: $\mathbf{j} := \{1, 2, \dots, n\} \setminus \beta$ # complement of β
 - 3: $\mathbf{p} := [\beta \ \mathbf{j}]$ # concatenation of β and \mathbf{j} , permutation index
 - 4: $\mathbf{L} := \mathbf{A}[\mathbf{p}, :]$ # rearrange rows according to \mathbf{p}
 - 5: $\mathbf{L}_* := \mathbf{A}[\beta, :]$ # rearrange rows according to β
-

The convergence of PCD is proved to be exponentially fast in k if the function underlies matrix \mathbf{M} has exponentially decaying eigenvalues [17, Theorem 2]. This class of function is not rare, e.g. analytical functions is one of them [28].

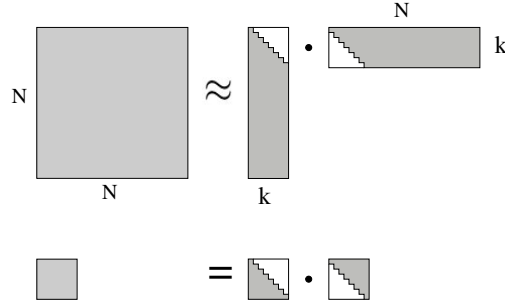


Figure 1: Algorithm 3. Unshaded zones depict zero entries. Upper: $\widetilde{\mathbf{M}} \approx \mathbf{L}\mathbf{L}^\top$. Lower: $\mathbf{M}_* = \mathbf{L}_* \mathbf{L}_*^\top$.

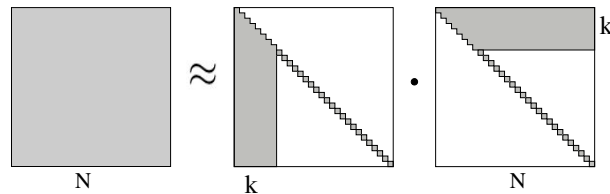


Figure 2: Algorithm 4, $\widetilde{\mathbf{M}} \approx \mathbf{L}_n \mathbf{L}_n^\top$. Unshaded zones depict zero entries.

Accuracy of Algorithm 3 can be improved by a slight variation with minor extra cost.

The variant yields a full rank factorization, $\widetilde{\mathbf{M}} \approx \mathbf{L}_n \mathbf{L}_n^\top$ with \mathbf{L}_n n -by- n matrix, by filling the empty diagonal entries of \mathbf{L} with the square root of the non-pivoted diagonal entries of \mathbf{R} at the end of the procedure. This is detailed in Algorithm 4 and diagrammed in Figure 2.

Algorithm 4 Full rank pivoted Cholesky decomposition

Require: $\mathbf{M} \in \mathbb{R}^{n \times n}$, $k \in \mathbb{Z}$, $1 \leq k \leq n$ (or $\epsilon_{tol} \in \mathbb{R}$)

Ensure: $\mathbf{L}_n \in \mathbb{R}^{n \times n}$, $\varepsilon \in \mathbb{R}$, $\mathbf{p} \in \mathbb{Z}^n$

- 1: Run Algorithm 2 with a slight variation that initializes \mathbf{A} as an n -by- n matrix to obtain $\mathbf{A} \in \mathbb{R}^{n \times n}$, $\mathbf{d} \in \mathbb{R}^n$, $\varepsilon \in \mathbb{R}$, $\boldsymbol{\beta} \in \mathbb{Z}^k$ and $\ell \in \mathbb{Z}$
 - 2: $\mathbf{j} := \{1, 2, \dots, n\} \setminus \boldsymbol{\beta}$ # complement of $\boldsymbol{\beta}$ in $\{1, 2, \dots, n\}$
 - 3: $\mathbf{q} := \{\ell, \ell + 1, \dots, n\}$
 - 4: $\mathbf{A}[\mathbf{j}, \mathbf{q}] := \sqrt{\mathbf{d}[\mathbf{j}]}$ # fill the unspecified diagonal entries
 - 5: $\mathbf{p} := [\boldsymbol{\beta} \ \mathbf{j}]$ # concatenation of $\boldsymbol{\beta}$ and \mathbf{j}
 - 6: $\mathbf{L}_n := \mathbf{A}[\mathbf{p}, :]$ # rearrange rows according to \mathbf{p}
-

Apart from the exact reproducing of the pivot columns and rows as do all CA and PCD algorithms[6, Lemma 4.5], Algorithms 4 additionally exactly reproduces the diagonal entries of the original matrix (this can be easily seen by the all-zero diagonal of $\mathbf{R} = \widetilde{\mathbf{M}} - \mathbf{L}_n \mathbf{L}_n^\top$) while the off-diagonal part remains the same as that from Algorithm 3. ε in Algorithm 4 is a loose bound, rather than the exact maximum as in Algorithm 3, of entry-wise error.

Algorithm 4 also provides a fast approximation to determinant of \mathbf{M} ,

$$\det(\mathbf{M}) \approx \det(\mathbf{L}_n \mathbf{L}_n^\top) = \prod_{i=1}^n (\mathbf{L}_n[i, i])^2. \quad (4)$$

If the matrix is ill-conditioned the product in (4) would easily underflow, the determinant should be stored in logarithm which is the sum of logarithm of the factors. In some scenarios it is useful to quantify very small determinants (well below machine zero) rather than setting them to zeros, for example in maximum likelihood training of Kriging this gives the optimizer more information about the “trend”.

This determinant approximation is much faster than the $\mathcal{O}(k^2 n)$ -complex one based on matrix determinant lemma [19, p.416] that uses n -by- k matrix \mathbf{L} ,

$$\det(\lambda \mathbf{I} + \mathbf{L} \mathbf{L}^\top) = \lambda^{n-k} \det(\lambda \mathbf{I}_k + \mathbf{L}^\top \mathbf{L})$$

which is perturbed by the “nugget” λ .

In some cases, e.g. solving a linear system $\mathbf{M} \mathbf{x} = \mathbf{f}$, we need an invertible factorization, this of course can be furnished by Algorithm 4 if the diagonal filling $\sqrt{\mathbf{d}[\mathbf{j}]}$ is large enough (which is often not the case). Another more efficient approach is to use only the submatrix $\mathbf{M}_* = \mathbf{L}_* \mathbf{L}_*^\top$ and solve a reduced system. In case of rank deficiency this leads to a solution of the original system at only an $\mathcal{O}(k^2)$ cost in addition to the cost of PCD, as detailed in the next section.

4 To solve large kernel systems

Large kernel matrices are prone to be ill-conditioned or rank-deficient, and it is also well-known that a well-performing kernel system usually associates with an ill-conditioned matrix. In fact there is a rule in this field reminiscent of the *Uncertainty Principle* in quantum mechanics, stating that the condition number and the accuracy cannot be both good [26]. Regularization is usually the cure in this situation. But we would show here PCD can solve these systems more efficiently.

Let's take radial basis function (RBF) as an example. Consider modeling a function $f : \Omega \rightarrow \mathbb{R}$ on some compact domain $\Omega \subseteq \mathbb{R}^d$ by linear combination of radial basis function $\phi : \mathbb{R}_+ \rightarrow \mathbb{R}$ each centered at one of the points in a scattered and distinct set $\mathbf{X} = \{\mathbf{x}^{(1)}, \dots, \mathbf{x}^{(n)}\} \subset \Omega$:

$$f(\mathbf{x}) \approx s(\mathbf{x}) = \sum_{i=1}^n w_i \phi_i(\mathbf{x}), \quad \text{with } \phi_i(\mathbf{x}) = \phi(\|\mathbf{x} - \mathbf{x}^{(i)}\|) \quad (5)$$

$\|\cdot\|$ denotes Euclidean norm. The coefficient \mathbf{w} is uniquely determined by fitting $s(\mathbf{x})$ to n samples of f at \mathbf{X} , i.e.

$$\Phi \mathbf{w} = \mathbf{f} \quad (6)$$

$\Phi_{ij} = \phi_i(\mathbf{x}^{(j)})$ and $f_i = f(\mathbf{x}^{(i)})$, as long as the matrix Φ is positive definite which can be furnished by a proper choice of ϕ .

But a large condition number can render Φ numerically singular. This happens often when we have a larger n and/or use smoother RBFs (all in the hope to increase accuracy). The reason behind this is more obvious in the Fourier domain. Smooth RBFs have fast decaying Fourier series, so that all ϕ_i can be approximated to a certain precision ϵ by k Fourier series which have their modulus larger than a threshold related to ϵ . Therefore when $n > k$, ϕ_i with $i = 1, \dots, n$ cannot be mutually linear-independent to that precision. Smoother RBF's have smaller k . For example, a Gaussian RBF's Fourier coefficient is also a Gaussian function, i.e. it decays square-exponentially, that's the reason it often results in singular matrices even with a moderate n . We also experimentally observed in approximating kernel matrices with PCD that as n is larger than a certain threshold the k that associates with a certain accuracy would stabilize at a fixed value (which makes the complexity $\mathcal{O}(k^2 n)$ linear in n).

So it is reasonable to use only k instead of n ϕ_i in the approximation (5). The PCD in Algorithm 3 is the choice for this purpose. Taking ϵ_{tol} as the machine precision it picks out the k "bases" (indexed by β , one of its outputs) so that we can solve for the corresponding k coefficients w_i in (5) by a much reduced system using only a $[\beta, \beta]$ -indexed submatrix Φ_* :

$$\Phi_* \mathbf{w}_* = \mathbf{L}_* \mathbf{L}_*^\top \mathbf{w}_* = \mathbf{f}_* \quad (7)$$

with \mathbf{f}_* the β -indexed subset of \mathbf{f} , and leave the $n - k$ remaining coefficients zero. This leads to a solution $\hat{\mathbf{w}} = [\mathbf{w}_*, \mathbf{0}]^\top$ to the original system (6). This triangular system costs only $\mathcal{O}(k^2)$ flops to solve.

If the original system (6) is consistent, it has a solution despite the rank-deficiency, which is $\hat{\mathbf{w}}$. This can be seen in the following. Let's first identify some null-space vectors of Φ by using these block-form definitions

$$\tilde{\Phi} = \begin{bmatrix} \Phi_* & \mathbf{Z}^\top \\ \mathbf{Z} & \mathbf{Y} \end{bmatrix} \quad \text{and} \quad \mathbf{N} = \begin{bmatrix} -\Phi_*^{-1} \mathbf{Z}^\top \\ \mathbf{I} \end{bmatrix}$$

where $\tilde{\Phi}$ denote the symmetrically \mathbf{p} -permuted Φ . Notice that

$$\tilde{\Phi} \mathbf{N} = \begin{bmatrix} \mathbf{0} \\ \mathbf{R}_Y \end{bmatrix} \xrightarrow{\epsilon_{tol} \rightarrow 0} \begin{bmatrix} \mathbf{0} \\ \mathbf{0} \end{bmatrix}, \quad \text{with} \quad \mathbf{R}_Y = \mathbf{Y} - \mathbf{Z} \Phi_*^{-1} \mathbf{Z}^\top. \quad (8)$$

This vanishment is due to Lemma 1 by which the $\mathbf{Z} \Phi_*^{-1} \mathbf{Z}^\top$ equals to the lower right block of the approximation $\mathbf{L} \mathbf{L}^\top$, therefore \mathbf{R}_Y is just the lower right block of the remainder matrix with $\|\mathbf{R}_Y\|_\infty = \epsilon_{tol}$. By (8) with a vanishing ϵ_{tol} \mathbf{N} is a group of null-space vector of Φ . While the inverse of $\tilde{\Phi}$ in block form is [7][20, p.25, Eq. 0.8.5.6]²:

$$\tilde{\Phi}^{-1} = \begin{bmatrix} \Phi_* & \mathbf{Z}^\top \\ \mathbf{Z} & \mathbf{Y} \end{bmatrix}^{-1} = \begin{bmatrix} \Phi_*^{-1} & \mathbf{0} \\ \mathbf{0} & \mathbf{0} \end{bmatrix} + \mathbf{N} \mathbf{R}_Y^{-1} \mathbf{N}^\top, \quad (9)$$

The second term in the right side is the culprit for the instability, as ϵ_{tol} vanishes, in case of rank-deficiency it overflows (and in case of full-rank the term would be null). It doesn't harm to drop this term since in this situation it represents the null space contribution to the solution. The solution by using only the first term in the right side of (9) is just $\hat{\mathbf{w}}$.

This is analogical to the scenario we solve by inverting a singular value decomposition (SVD) of $\tilde{\Phi}$ with the reciprocals of very small eigenvalues replaced by zeros, which produces the solution with the smallest L_2 norm to the underdetermined system [25, p. 69]. Comparing to that, the PCD solution has a smaller complexity of $\mathcal{O}(k^2 n)$ at the sacrifice of orthogonality of the "selected bases".

For the rank-deficient systems the above solution also costs less than a Sherman-Morrison-Woodbury[12, p.50] inversion of $\lambda \mathbf{I} + \mathbf{L} \mathbf{L}^\top$ with λ a regularization. The two differs in the solving procedure in which the former costs $\mathcal{O}(k^2)$ flops while the latter costs $\mathcal{O}(k^2 n)$.

5 Applications

We exemplify two applications of the proposed diagonal pivoted Cross Approximation algorithm (Algorithm 2) and pivoted Cholesky decomposition algorithm (Algorithm 3).

²In this referenced equation, the A_{11} is a typo of A_{11}^{-1}

5.1 Eigen-decomposition of large matrices

For aerodynamic robust design and uncertainty quantification the geometric uncertainties of aircraft are often modelled by random fields using Karhunen-Loève expansion (KLE) which requires an eigen-decomposition of the underlying covariance matrix. If the random field has a large number of nodes the matrix is often so huge that the eigen-decomposition becomes prohibitive for commonly available computing resource. In [21] a hierarchical low rank approximation technique is used to reduce the cost. In this example we show how the relatively simpler diagonal pivoted Cross Approximation (Algorithm 2) do the same job for KLE with continuous covariance functions.

Consider the wing surface as shown in the left part of Figure 3 that is discretized into 56312 mesh nodes and assumed subject to zero-mean Gaussian random perturbations. Due to engineering reasons the standard deviation (σ) of the perturbation is assumed of a distribution as shown in the right part of Figure 3. The correlation of the perturbations on any (i, j) pair of node $p_k = (x_k, y_k, z_k)$ is assumed of Gaussian type:

$$r(p_i, p_j) = e^{(x_i - x_j)^2 / \theta_x^2 + (y_i - y_j)^2 / \theta_y^2 + (z_i - z_j)^2 / \theta_z^2}$$

with the correlation length $\boldsymbol{\theta} = (0.1, 0.2, 0.01)$.

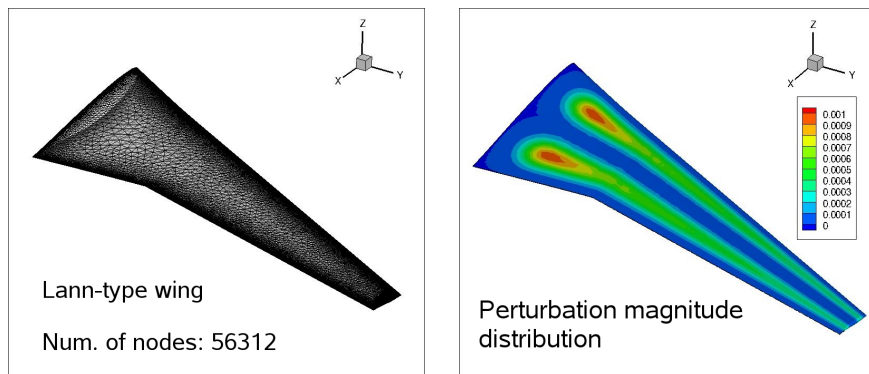


Figure 3: Mesh of wing surface (left) and σ distribution (right)

By the above settings, a covariance matrix \mathbf{C} of size $n = 56312$ is composed by $c_{i,j} = \sigma(p_i)\sigma(p_j)r(p_i, p_j)$. Suppose λ_α and φ_α are eigenvalues and eigenvectors of \mathbf{C} , a parameterization and approximation of the random field is given by a truncated Karhunen-Loève expansion (KLE):

$$\mathcal{R}(x, y, z) \approx \sum_{\alpha=1}^{k'} \xi_\alpha \sqrt{\lambda_\alpha} \varphi_\alpha(x, y, z) \quad (10)$$

where ξ_α are independent standard Gaussian random variables, and k' usually much smaller than n .

However, a full eigen-decomposition is usually not only very expensive but also not necessary, because \mathbf{C} is often large (sized more than 25 gigabyte in our case) and rank-deficient due to the high degree of smoothness of the Gaussian correlation function. We

apply a diagonal pivoted Cross Approximation (as in Algorithm 2) to the symmetric positive definite matrix \mathbf{C} with $k=600$ which yields an approximation $\mathbf{A}\mathbf{A}^\top \approx \mathbf{C}$ with $\mathbf{A} \in \mathbb{R}^{56312 \times 600}$ associated with a maximum entry-wise error $\varepsilon=1.05\text{e-}16$.

After this approximation the eigen-decomposition can be obtained as follows. Firstly make a QR decomposition $\mathbf{A} = \mathbf{Q}_A\mathbf{R}_A$, followed by a singular value decomposition (SVD) $\mathbf{R}_A\mathbf{R}_A^\top = \mathbf{U}\mathbf{\Lambda}\mathbf{U}^\top$. Then the diagonal of $\mathbf{\Lambda}$ contains the eigenvalues of $\mathbf{A}\mathbf{A}^\top$ and the matrix $\mathbf{\Phi} = \mathbf{Q}_A\mathbf{U}$ contains the eigenvectors.

Notices the complexity of the QR decomposition and the SVD are $\mathcal{O}(k^2n)$ and $\mathcal{O}(k^3)$ respectively, much smaller than the $\mathcal{O}(n^3)$ complexity of a direct eigen-decomposition. The Cross Approximation takes about 12 seconds and the successive eigen-decomposition about 47 seconds on a 3.5GHz processor. I.e. the low rank approximation reduces the prohibitive time cost to less than one minute.

With the obtained eigenpairs we implement the KLE in equation (10) with $k' = k$ which generates a random field \mathcal{R} parameterized by 600 Gaussian variables. Imposing the perturbation \mathcal{R} to the direction normal to the wing surface we obtain randomly deformed wing geometries of which Figure 4 displays three examples.




Figure 4: Three examples of randomly deformed wing (deformation three times exaggerated for illustration)

5.2 Solving radial basis functions system

Consider approximate the following 1D and 2D test functions,

$$f_1 = (6x - 2)^2 \sin(12x - 4), \quad x \in [0, 1]$$

$$f_2 = (1 - x_1)^2 + 100(x_2 - x_1^2)^2, \quad \mathbf{x} \in [-1, 1]^2 \quad (\text{Rosenbrock function})$$

by the linear combination of radial basis functions (RBF) in (5) with a Gaussian type RBF

$$\phi(\|\mathbf{x} - \mathbf{x}^{(i)}\|) = e^{-\|\mathbf{x} - \mathbf{x}^{(i)}\|/\theta} \quad (11)$$

in which $\mathbf{x}^{(i)}$ is a sampled point and θ a shape parameter. This type of RBF is superior in approximating smooth functions but prone to be ill-conditioned.

We compare the approximation based on the PCD in algorithm 3 (abbreviated as RBF-PCD) to that based on the regularized system (6) (abbreviated as RBF-Chol),

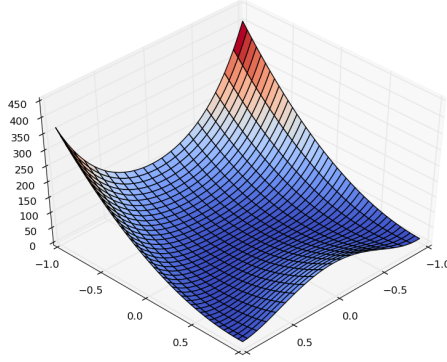


Figure 5: 2D Rosenbrock function (f_2)

in their accuracy and cost. The PCD is run with an error tolerance $\epsilon_{tol} = \ell \cdot \mathcal{E}(\overline{\Phi_{ij}})$ in which $\mathcal{E}(\alpha)$ is the maximum round-off error of operations on floating-point numbers with modulus α (on our machine, $\mathcal{E}(1.0) \approx 2.22e-16$), and ℓ the number of iterations executed. The solution of the equation (6) is determined by solving the reduced system (7) and padding zeros to the undetermined entries. In RBF-Chol the amount of regularization is $n \cdot \mathcal{E}(\overline{\Phi_{ij}})$.

For the 1D function f_1 the training points are chosen on the basis of mid-point rule, i.e. $\mathbf{X} = \{\frac{1}{2n}, \frac{3}{2n}, \dots, \frac{2n-1}{2n}\}$. The accuracy is measured in root mean square error (RMSE) on 10000 test points sampled by the same rule. We first investigate the accuracy with the shape parameter θ varies in $[0.001, 1.5]$ (which covers the optimal θ value) and with $n = 50$ and 100 . An unregularized system (6) (abbreviated as RBF-LU) is also included here for comparison, which is solved by a LU decomposition since some θ values would lead to numerically non-positive definite matrices. This result is in figure 6 where the RMSE is read by the axes on the left while the k value, i.e. the number of utilized samples, is read by the axes on the right.

In figure 6 we see when θ is near its lower end (in well-conditioned zone) the three approximations show no difference in accuracy, as on a full rank system the PCD with ϵ_{tol} set to machine tolerance leads to the same solution as does a plain Cholesky decomposition. At larger θ values the rank is reduced and RBF-LU displays instability while the other two are more stable. Notice the optimal θ (those lead to the best accuracy) are all associated with rank-deficiency, though severe rank-deficiency eventually deteriorates the accuracy. For the RBF-Chol this deterioration is caused by the regularization which is multiplied by the very large \mathbf{w} in this scenario, while for the RBF-PCD by decrease of utilized samples.

Figure 7 graphs the RBF-LU and RBF-PCD approximations with $\theta = 0.2$ and 1.0 , $n = 50$ and 100 . Green dots there depict the samples utilized (included in \mathbf{f}_*) by RBF-PCD and red ones the rest. This figure displays vividly that the latter approach produces as accurate or better and stabler result by using the “key” samples only.

To compare the error convergence and time cost along n , we first identify a series of optimal θ for a series of n values, each by a fine grid search, for the regularized RBF-Chol

and RBF-PCD respectively, and make the RBF approximations with the optimal θ for each n . Figure 8 and 9 shows the convergence of RMSE along n and the associated k values for f_1 and f_2 respectively. Figure 10 contrasts the time costs of the two approaches which are averages of 100 runs.

It is seen the RBF-PCD has comparable or slightly better accuracy than the regularized RBF-Chol due to elusion of error caused by the regularization, while costs much less time. The computational time of RBF-PCD manifests its complexity $\mathcal{O}(k^2n)$ which is nearly linear in n due to the eventually stabilized k .

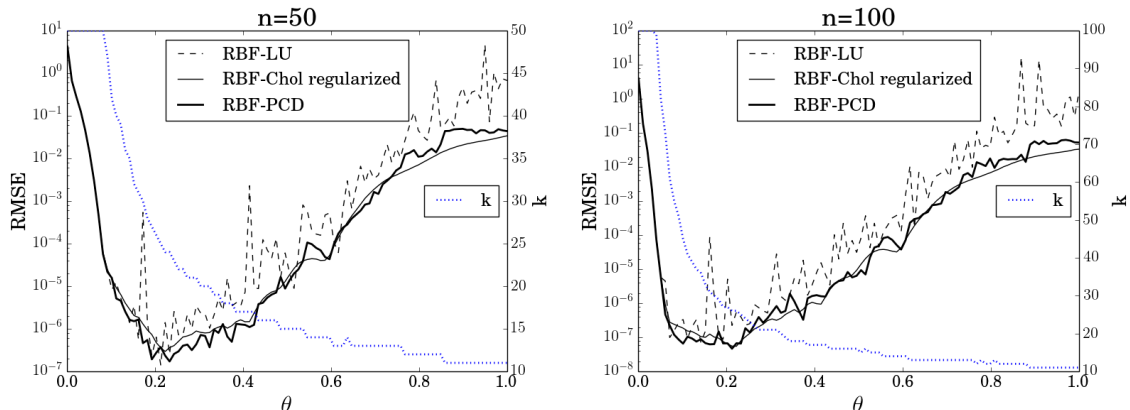


Figure 6: Error of RBF approximations of f_1 along θ , with $n = 50$ (left), 100 (right), and k of RBF-PCD read by the right axes

6 Summary

A new Pivoted Cholesky decomposition (PCD) algorithm is proposed by tuning Cross Approximation (CA) to symmetric positive semidefinite (SPSD) matrices. The new algorithm is simpler than its likes and gives a sharp bound of entry-wise error in matrix approximation. As a by-product a diagonally pivoted CA algorithm is developed for efficient low rank approximation of SPSP matrices.

PCD is proved a valid solver of ill-conditioned systems, as an alternative to those resort to regularizations. It has a complexity linear in matrix size n and is much more efficient than regularizing solutions which are of cubic complexity. A variant of the algorithm provides a fast approximation to the matrix determinant.

The efficiency advantage of the PCD algorithm is numerically manifested in two applications to radial basis function approximations. And the diagonally pivoted CA algorithm is shown greatly speed up eigen-decomposition of a large covariance matrix in an uncertainty quantification problem.

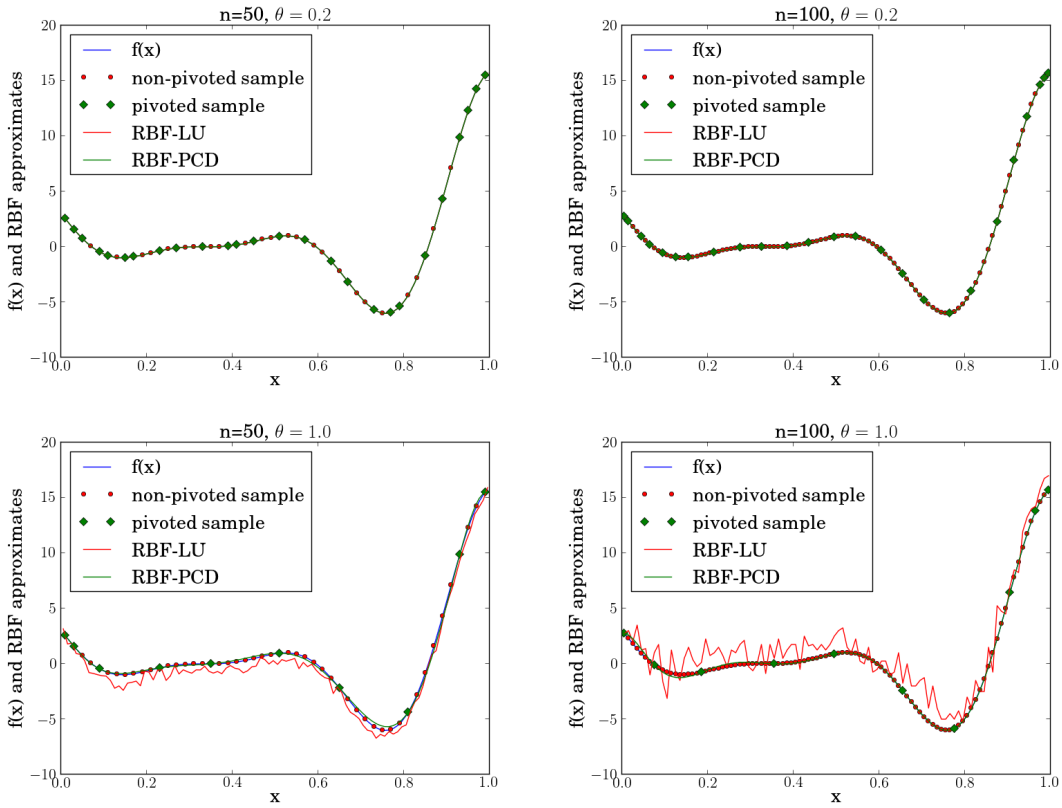


Figure 7: Stabilizing effect of PCD in RBF approximations, with $n = 50$ (left) and 100 (right), $\theta = 0.2$ (top) and 1.0 (bottom).

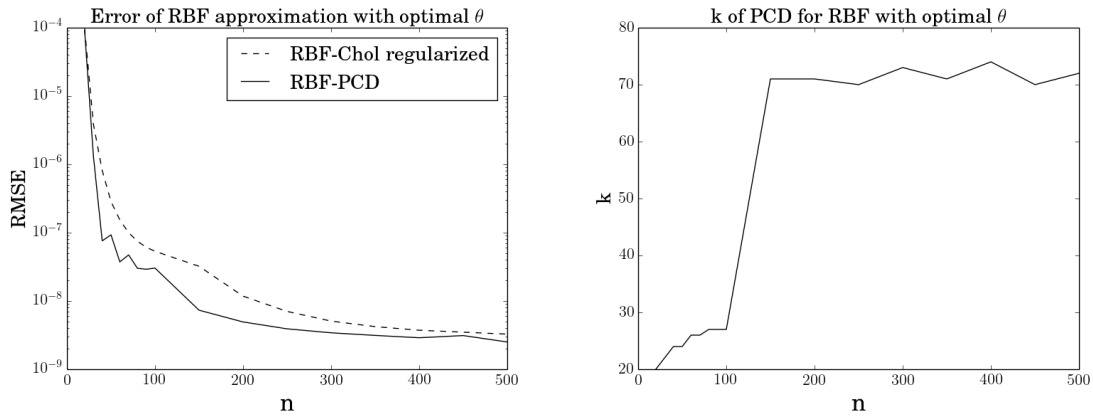


Figure 8: Error of RBF approximations of f_1 along n with optimal θ (left), and the associated k of RBF-PCD (right)

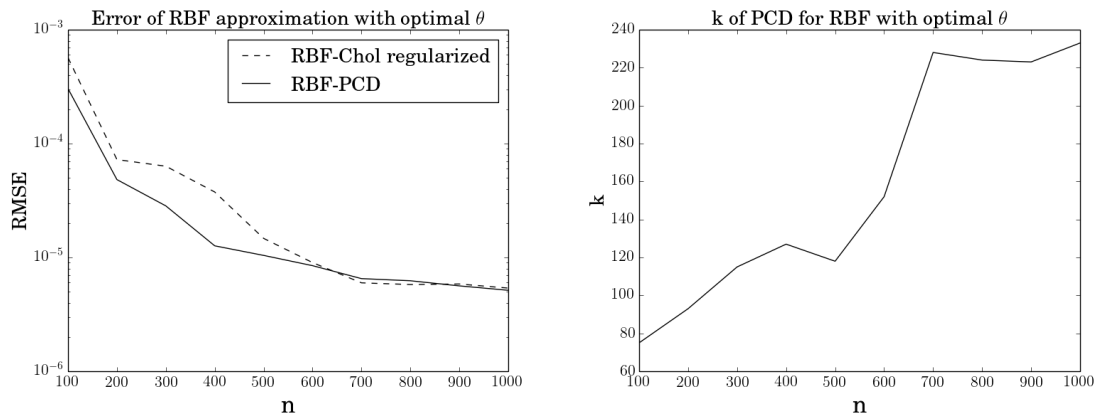


Figure 9: Error of RBF approximations of f_2 along n with optimal θ (left), and the associated k of RBF-PCD (right)

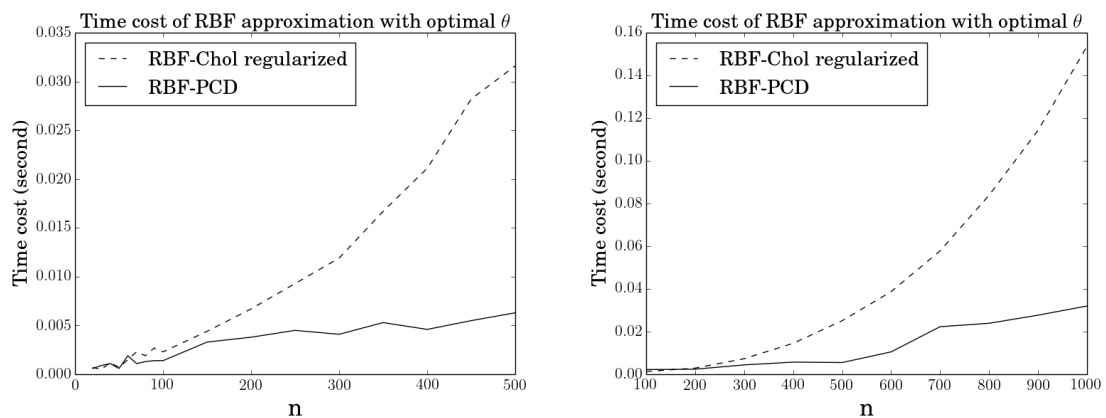


Figure 10: Time cost of RBF approximation of f_1 (left) and f_2 (right) with optimal θ

References

- [1] F. R. Bach. Sharp analysis of low-rank kernel matrix approximations. In *Proceedings of the International Conference on Learning Theory (COLT)*, 2013.
- [2] F. R. Bach and M. I. Jordan. Kernel independent component analysis. *The Journal of Machine Learning Research*, 3:1–48, 2003.
- [3] F. R. Bach and M. I. Jordan. Predictive low-rank decomposition for kernel methods. In *Proceedings of the 22nd international conference on Machine learning*, pages 33–40. ACM, 2005.
- [4] M. Bebendorf. Approximation of boundary element matrices. *Numer. Math.*, 86:565–589, 2000.
- [5] M. Bebendorf and S. Rjasanow. Adaptive low-rank approximation of collocation matrices. *Computing*, 70(1):1–24, 2003.
- [6] S. Börm, L. Grasedyck, and W. Hackbusch. Hierarchical Matrices. Lecture Notes, Max-Planck Institute for Mathematics, Leipzig, 2003.
- [7] M. Brookes. The matrix reference manual, 2011. <http://www.ee.imperial.ac.uk/hp/staff/dmb/matrix/intro.html>.
- [8] J. J. Dongarra, J. R. Bunch, C. B. Moler, and G. W. Stewart. *LINPACK users' guide*, volume 8. Siam, 1979.
- [9] P. Drineas and M. W. Mahoney. On the Nyström method for approximating a Gram matrix for improved kernel-based learning. *The Journal of Machine Learning Research*, 6:2153–2175, 2005.
- [10] M. Espig, W. Hackbusch, A. Litvinenko, H. G. Matthies, and P. Wähnert. Efficient low-rank approximation of the stochastic galerkin matrix in tensor formats. *Computers & Mathematics with Applications*, 2012.
- [11] S. Fine and K. Scheinberg. Efficient SVM training using low-rank kernel representations. *The Journal of Machine Learning Research*, 2:243–264, 2001.
- [12] G. H. Golub and C. F. V. Loan. *Matrix Computations*. JHU Press, 1996.
- [13] S. A. Goreinov and E. E. Tyrtyshnikov. The maximal-volume concept in approximation by low-rank matrices. *Contemporary Mathematics*, 208:47–51, 2001.
- [14] S. A. Goreinov and E. E. Tyrtyshnikov. Quasioptimality of skeleton approximation of a matrix in the Chebyshev norm. *Doklady Math.*, 83(3):374–375, 2011.
- [15] S. A. Goreinov, E. E. Tyrtyshnikov, and N. L. Zamarashkin. A theory of pseudoskeleton approximations. *Linear Algebra and its Applications*, 261(1-3):1 – 21, 1997.

- [16] S. Hammarling, N. J. Higham, and C. Lucas. Lapack-style codes for pivoted cholesky and qr updating. In *Applied Parallel Computing. State of the Art in Scientific Computing*, pages 137–146. Springer, 2007.
- [17] H. Harbrecht, M. Peters, and R. Schneider. On the low-rank approximation by the pivoted cholesky decomposition. *Applied numerical mathematics*, 62(4):428–440, 2012.
- [18] D. A. Harville. *Matrix Algebra From a Statistician’s Perspective*. Springer, 1997.
- [19] D. A. Harville. *Matrix Algebra From a Statistician’s Perspective*. Springer, 2008.
- [20] R. A. Horn and C. R. Johnson. *Matrix analysis*. Cambridge university press, 2nd edition, 2012.
- [21] B. N. Khoromskij, A. Litvinenko, and H. G. Matthies. Application of hierarchical matrices for computing the Karhunen-Loève expansion. *Computing*, 84(1-2):49–67, 2009.
- [22] A. Litvinenko, H. G. Matthies, and T. A. El-Moselhy. Sampling and low-rank tensor approximation of the response surface. In *Monte Carlo and Quasi-Monte Carlo Methods 2012*, pages 535–551. Springer, 2013.
- [23] K. Murota. *Discrete Convex Analysis*. Society for Industrial and Applied Mathematics, 2003.
- [24] A. Neumaier. Solving ill-conditioned and singular linear systems: A tutorial on regularization. *SIAM Review*, 40:636–666, 1998.
- [25] W. H. Press et al. *Numerical recipes: the art of scientific computing*. Cambridge University Press, 3rd edition, 2007.
- [26] R. Schaback. Error estimates and condition numbers for radial basis function interpolation. *Advances in Computational Mathematics*, 3(3):251–264, 1995.
- [27] R. Schaback. Native Hilbert Spaces for Radial Basis Functions I. In M. Müller, M. Buhmann, D. Mache, and M. Felten, editors, *New Developments in Approximation Theory*, volume 132 of *ISNM International Series of Numerical Mathematics*, pages 255–282. Birkhäuser Basel, 1999.
- [28] C. Schwab and R. A. Todor. Karhunen–Loève approximation of random fields by generalized fast multipole methods. *Journal of Computational Physics*, 217(1):100–122, 2006.
- [29] A. J. Smola and B. Schölkopf. Sparse greedy matrix approximation for machine learning. In *Proceedings of the Seventeenth International Conference on Machine Learning*, pages 911–918, 2000.

- [30] C. Williams and M. Seeger. Using the nyström method to speed up kernel machines. In *Proceedings of the 14th Annual Conference on Neural Information Processing Systems*, pages 682–688, 2001.