

# Randomized Robust Subspace Recovery for High Dimensional Data Matrices

Mostafa Rahmani and George K. Atia, *Member, IEEE*

**Abstract**—Principal Component Analysis (PCA) is a fundamental mathematical tool with broad applicability in numerous scientific areas. In this paper, a randomized PCA approach that is robust to the presence of outliers and whose complexity is independent of the dimension of the given data matrix is proposed. The proposed approach is a two-step algorithm. First, the given data matrix is turned into a small random matrix. Second, the columns subspace of the low rank matrix is learned and the outlying columns are located. The low-dimensional geometry of the low rank matrix is exploited to substantially reduce the complexity of the algorithm. A small random subset of the columns of the given data matrix is selected, then the selected data is projected into a random low-dimensional subspace. The subspace learning algorithm works with this compressed small size data. Two ideas for robust subspace learning are proposed to work under different model assumptions. The first idea is based on the linear dependence between the columns of the low rank matrix, and the second idea is based on the independence between the columns subspace of the low rank matrix and the subspace of the outlying columns. The proposed subspace learning approach has a closed-form expression and the outlier detector is a simple subspace projection operation. We derive sufficient conditions for the proposed method to extract the true subspace and identify the outlying data. These conditions are less stringent than those for existing methods. In particular, a remarkable portion of the given data is allowed to be outlier data.

**Index Terms**—Low Rank Matrix, Robust PCA, Randomized Algorithm, Subspace Learning, Incoherence, Big Data, Outlier Pursuit

## I. INTRODUCTION

Principal Component Analysis (PCA) is a key mathematical tool used in a broad range of applications. PCA aims to approximate the data with a low-dimensional subspace. Low-dimensional linear models are highly pertinent to a broad range of problems in data analysis, including problems in computer vision, image processing, machine learning and bioinformatics [42]–[44]. PCA finds the subspace along which the data has maximum energy. Suppose that  $\mathbf{D} \in \mathbb{R}^{N_1 \times N_2}$  is the given data matrix and assume that PCA is used to find an  $r$ -dimensional subspace. Therefore, the conventional PCA problem can be written as

$$\min_{\hat{\mathbf{U}}} \|\mathbf{D} - \hat{\mathbf{U}}\hat{\mathbf{U}}^T \mathbf{D}\|_F \quad \text{subject to} \quad \hat{\mathbf{U}}^T \hat{\mathbf{U}} = \mathbf{I}, \quad (1)$$

where  $\hat{\mathbf{U}} \in \mathbb{R}^{N_1 \times r}$  is an orthonormal basis for the  $r$ -dimensional subspace,  $\mathbf{I}$  denotes the identity matrix and  $\|\cdot\|_F$  denotes the Frobenius norm. The PCA problem (1) is not a

convex algorithm; nevertheless, it has a simple closed-form solution, which is the first  $r$  left singular vectors of the given data matrix  $\mathbf{D}$ . The optimization problem (1) is a least-squares optimization problem. The least-squares method is known to be very sensitive to outliers, and consequently this undesirable property is inherited by PCA as well. This means that the output of PCA can be dramatically impacted even if just a small portion of the data does not follow the low-dimensional model, i.e., does not lie on the low dimensional subspace.

Due to the prevalence of corrupted data in real world applications, much research has focused on developing robust PCA algorithms that are not unduly affected by the presence of outliers. The corrupted data can be expressed as

$$\mathbf{D} = \mathbf{L} + \mathbf{C}, \quad (2)$$

where  $\mathbf{L}$  is a low rank matrix whose columns lie in a low-dimensional subspace, and the matrix  $\mathbf{C}$  models the deviation from the low rank matrix. We call  $\mathbf{C}$  the outlier matrix. Two main models for the outlier matrix have been considered in the literature, which have led to two different robust PCA problems. In the first model, the matrix  $\mathbf{C}$  is an element-wise sparse matrix. This means that a small portion of the elements of  $\mathbf{C}$  are non-zero, but we cannot assume any structure on the pattern of the non-zero elements [1]. In this model, all the columns of  $\mathbf{L}$  can be affected by the non-zero elements of the outlier matrix  $\mathbf{C}$ . In the second outlier model, a portion of the columns of  $\mathbf{C}$  are non-zero and these non-zero columns do not lie in the columns subspace of  $\mathbf{L}$  [9], [22]. Therefore, in the second model a portion of the columns of the low rank matrix are not affected by the outlier matrix. We call these columns, inlier columns. This paper focuses on the second model.

There are many algorithms addressing the robust PCA problem, but the vast majority of these algorithms require the outlier matrix to be column sparse, i.e., only a small portion of the columns of  $\mathbf{C}$  are allowed to be non-zero [9]. In addition, many of these algorithms are not applicable in high-dimensional settings due to their computational complexity and memory requirements. For example, many of the existing methods perform a Singular Value Decomposition (SVD) of the given data matrix, which is computationally prohibitive in high-dimensional settings.

In this paper, we propose a randomized approach for the robust PCA problem (under the second outlier model). Two related methods for robust subspace recovery are proposed depending on the underlying model assumptions. In the first algorithm, it is assumed that small subsets of the non-zero columns of  $\mathbf{C}$  do not form linearly dependent sets. A linearly dependent set is defined as follows.

This work was supported in part by NSF Grant CCF-1320547.

The authors are with the Department of Electrical Engineering and Computer Science, University of Central Florida, Orlando, FL 32816 USA (e-mail: mostafa.knights@ucf.edu, george.atia@ucf.edu).

**Definition 1.** A set of vectors  $\{\mathbf{y}_i\}$  is said to form a linearly dependent set if there exists a set of weights  $\{w_i\}$  such that  $\sum_i w_i \mathbf{y}_i = 0$ , and at least one of the values  $\{w_i\}$  is non-zero.

In the second algorithm, it is assumed that less than 50% of the columns of  $\mathbf{C}$  are non-zero.

We exploit two facts to reduce the complexity of the algorithms. First, the columns subspace of  $\mathbf{L}$  (the subspace of the principal direction) is a low-dimensional subspace. Second, the outlier matrix only affects a portion of the columns of  $\mathbf{L}$ . Therefore, the columns subspace of  $\mathbf{L}$  can be learned from a subset of the given data matrix. Thus, we do not need to work with the whole data matrix. In addition, we embed the selected columns into a random low-dimensional subspace to reduce the complexity of the subspace learning algorithm. The proposed subspace learning algorithms are based on simple least-square optimization problems, which exploit the linear dependence between the columns of  $\mathbf{L}$ , and the independence between the columns subspace of  $\mathbf{L}$  and the subspaces spanned by the non-zero columns of  $\mathbf{C}$ .

We also provide a detailed mathematical analysis, which guarantees that the proposed approach yields the correct subspace and locates the non-zero outlier columns of  $\mathbf{C}$  with high probability. In our mathematical analysis, we use a random sampling with replacement technique to simplify the analysis.

#### Notation

We use bold-face upper-case letters to denote matrices and bold-face lower-case letters to denote vectors. Given a matrix  $\mathbf{L}$ ,  $\|\mathbf{L}\|$  denotes its spectral norm,  $\|\mathbf{L}\|_F$  its Frobenius norm, and  $\|\mathbf{L}\|_\infty$  the infinity norm, which is equal to the maximum absolute value of its elements. In addition,  $\|\mathbf{L}\|_*$  is the nuclear norm of  $\mathbf{L}$ , which is the sum of its singular values, and  $\|\mathbf{L}\|_1$  is its  $l_1$ -norm given by

$$\|\mathbf{L}\|_1 = \sum_{i,j} |\mathbf{L}(i,j)|. \quad (3)$$

The norm  $\|\mathbf{L}\|_{1,2}$  is defined as

$$\|\mathbf{L}\|_{1,2} = \sum_i \|\mathbf{L}_i\|_2 \quad (4)$$

where  $\|\mathbf{L}_i\|_2$  is the  $l_2$ -norm of the  $i^{\text{th}}$  column of  $\mathbf{L}$ . In an  $N$ -dimensional space,  $\mathbf{e}_i$  is the  $i^{\text{th}}$  vector of the standard basis, i.e., the  $i^{\text{th}}$  element of  $\mathbf{e}_i$  is equal to 1 and all the other elements are equal to 0.

## II. RELATED WORK AND CONTRIBUTIONS

Some of the earliest approaches to robust PCA relied on robust estimation of the covariance matrix of the data, such as S-estimators, the minimum covariance determinant, the minimum volume ellipsoid, and the Stahel-Donoho estimator [45]. However, these approaches are not applicable to high dimensional data and we are not aware of any scalable algorithm for implementing these methods with explicit performance guarantees. Another approach is based on replacing the Frobenius norm of the PCA problem (1) with other norms

to make it robust against the presence of outliers [16]. For instance, [27] replaces the Frobenius norm with an  $l_1$ -norm. It is well-recognized that the  $l_1$ -norm is a powerful relaxation for sparse vector estimation and yields robustness to the presence of outliers [20], [23], [24], [35], [48]. The paper [19] modifies [27] by exploiting the sparse structure of the outlier matrix (the column sparsity of  $\mathbf{C}$ ). However, these methods are computationally expensive for large data matrices, and there are no guarantees for their performance. Recently, the idea of using a robust norm was revisited in [2], [3]. Therein, the hard optimization problem (1) is relaxed by replacing the non-convex constraint set with a larger convex set. Under certain conditions, it is shown that the exact subspace can be extracted. Nevertheless, it is hard to apply these methods in high-dimensional data settings. For example, the iterative solver of [2] requires an eigen-decomposition operation in each iteration. In addition, the assumption of [3] is rather restrictive because it assumes that the columns of  $\mathbf{D}$  span the  $N_1$ -dimensional ambient space.

Recently, many researchers have focused on developing convex algorithms for low rank matrix recovery. The idea of convex rank minimization [32] has been applied to the robust PCA problem [1]. For instance, [1] investigates robust PCA under the first outlier model (there is no structure on the sparsity of the outlier matrix) and the following optimization problem was proposed

$$\begin{aligned} \min_{\hat{\mathbf{L}}, \hat{\mathbf{C}}} \quad & \|\hat{\mathbf{L}}\|_* + \lambda \|\hat{\mathbf{C}}\|_1 \\ \text{subject to} \quad & \hat{\mathbf{L}} + \hat{\mathbf{C}} = \mathbf{D}. \end{aligned} \quad (5)$$

This algorithm decomposes the data into a low rank matrix and a sparse matrix. It has been shown that when the low rank component of data is not sparse and the sparse component is not low rank, (5) yields an exact decomposition. However, this algorithm is not applicable to the second outlier model (the columns of  $\mathbf{C}$  are zero or non-zero) because when few columns of  $\mathbf{C}$  are non-zero, the outlier matrix is a low rank matrix. Thus, (5) cannot yield a correct decomposition in this case. Therefore, [9] proposed the following method to match the sparsity structure of the second outlier model

$$\begin{aligned} \min_{\hat{\mathbf{L}}, \hat{\mathbf{C}}} \quad & \|\hat{\mathbf{L}}\|_* + \lambda \|\hat{\mathbf{C}}\|_{1,2} \\ \text{subject to} \quad & \hat{\mathbf{L}} + \hat{\mathbf{C}} = \mathbf{D}. \end{aligned} \quad (6)$$

It was shown that (6) yields a correct decomposition if the fraction of non-zero columns of  $\mathbf{C}$  is less than a constant threshold [9].

Randomized techniques can effectively extract structures in big data [11], [25], [29]–[31], [41]. In addition, the columns subspace of a low rank matrix can be spanned by a small subset of its columns. Furthermore, some of the columns of  $\mathbf{L}$  are not affected by the outlier matrix. Therefore, random sampling can be used as an effective tool in the robust PCA problem. The well-known RANSAC method [46], repeatedly selects a random set of the columns of the given data matrix. However, this method works when these samples only contain inlier columns. Therefore, when a remarkable portion of the given data is outliers, this algorithm requires a considerably

large number of iterations to extract the true subspace. The recent work of [7] exploits the linear dependence between the inlier columns. In this algorithm,  $N_1$  columns are randomly sampled, and those columns that are not linearly dependent on the other columns are selected as outliers. However, the number of samples scales with the data dimension, which may be quite restraining for high dimensional data. Another limitation of the method proposed in [7] is that it fails when some of the selected outliers are not linearly independent. To dispense with these limitations, in this paper we show that the required number of randomly selected columns is independent of the dimension of the given data, and propose an algorithm that is robust to linearly dependent outliers. In the proposed idea, the robust PCA problem is interpreted as a subspace clustering problem.

In [8], a two-step outlier pursuit algorithm was proposed. The given data matrix is first embedded into a random low-dimensional subspace to reduce the size of the data. In the next step, the optimization problem (6) is applied to a random subset of the columns of the projected data. While the structure of this algorithm is closely related to the approach we propose in this paper, it is only applicable when a very small portion of  $\mathbf{C}$  is non-zero, i.e., the matrix  $\mathbf{C}$  is required to be column sparse. Furthermore, according to the analysis provided in [8], the number of randomly sampled columns should be at least 0.05% of the total number of columns. In this paper, we show that the sufficient number of randomly sampled columns is independent of the dimension of the data.

In this paper, we propose two robust PCA algorithms based on two different model assumptions. In the first algorithm, we assume that any subset of the non-zero columns of  $\mathbf{C}$  with cardinality less than a specific number (which depends on the rank of  $\mathbf{L}$  and the fraction of non-zero columns of  $\mathbf{C}$ ) are linearly independent. In this algorithm, first a small subset of the columns of the given data matrix is randomly selected. We show that when  $\mathbf{L}$  is a low rank matrix and its rows subspace is not coherent with the standard basis, a small random subset of the columns of the given data matrix contains enough inlier columns to span the columns subspace of  $\mathbf{L}$ . The selected columns are embedded into a random low-dimensional subspace to reduce the complexity of the subspace learning algorithm. The subspace learning algorithm exploits the linear dependence between the inlier columns to locate the outlier columns. Once the outliers in the selected columns are located, the subspace is obtained from the inlier columns, and the non-zero columns of  $\mathbf{C}$  are identified using a subspace projection operation.

In the second algorithm, it is assumed that more than 50% of the columns of  $\mathbf{C}$  are zero. Note that this is a much weaker assumption than the columns sparsity of  $\mathbf{C}$ . Similar to the first algorithm, a small random subset of the data matrix is first selected, and the selected columns are embedded into a random low-dimensional subspace. In this step, we interpret the problem of identifying outlier columns as a subspace clustering problem [6], [15]. Therefore, the proposed approach is robust against the linear dependence between the outlier columns. It is assumed that the inlier and outlier columns of the randomly selected columns span two

independent subspaces. Based on this fact, the outlier columns are located using a simple  $l_2$ -norm minimization algorithm.

### III. PROPOSED APPROACH

In this section, the proposed approach is discussed. We consider the second outlier model. Thus, We can express our data model as follows.

**Data Model 1.** *It is assumed that the given data matrix follows the following model.*

1. *The given data can be expressed as (2).*
2.  $\text{rank}(\mathbf{L}) = r$ .
3. *The matrix  $\mathbf{C}$  has  $K$  non-zero columns. The non-zero columns of  $\mathbf{C}$  do not lie in the columns subspace of  $\mathbf{L}$ . Hence, if  $\mathcal{I}$  is the set of non-zero columns of  $\mathbf{C}$  and  $\mathbf{U} \in \mathbb{R}^{N_1 \times r}$  is an orthonormal basis for the columns subspace of  $\mathbf{L}$ , then,*

$$(\mathbf{I} - \mathbf{U}\mathbf{U}^T)\mathbf{C}_i \neq 0 \quad \text{for } i \in \mathcal{I}, \quad (7)$$

where  $\mathbf{C}_i$  is the  $i^{\text{th}}$  column of  $\mathbf{C}$ .

#### A. First Algorithm

Next, we provide a step-by-step description of the first algorithm, which is then summarized in the table at the end of Section. Define  $\mathbf{L}' \in \mathbb{R}^{N_1 \times N_2}$  as the matrix containing the inlier columns. We will show that when the rows subspace of  $\mathbf{L}'$  is incoherent with the standard basis, the columns subspace of  $\mathbf{L}'$  can be obtained from a small random subset of the columns of  $\mathbf{L}'$ . However, note that we do not have direct access to the matrix  $\mathbf{L}'$ . We will show that even if a remarkable portion of the columns of  $\mathbf{C}$  are non-zero, a small random subset of the columns of the given data matrix contains enough inlier columns to span the columns subspace of  $\mathbf{L}$ .

Suppose  $m_1$  columns of  $\mathbf{D}$  are randomly sampled. The matrix of sampled columns can be represented as

$$\mathbf{D}_s = \mathbf{D}\mathbf{S} \quad (8)$$

where  $\mathbf{S} \in \mathbb{R}^{N_2 \times m_1}$  selects the appropriate columns. Outlying data may be present in the matrix of sampled columns  $\mathbf{D}_s$ . In this step, we need to identify the outlying columns of  $\mathbf{D}_s$ . We exploit the low dimensionality of the columns subspace of  $\mathbf{L}'$  and the random behavior of the outlying data to identify the outliers. Suppose that if  $n_s$  columns of  $\mathbf{L}'$  are sampled randomly, then the selected columns span the columns subspace of  $\mathbf{L}'$  with high probability. In addition, suppose that  $m_1$  is large enough to guarantee that the number of inlier columns in  $\mathbf{D}_s$  is greater than  $(n_s + 1)$  and the number of outlier columns in  $\mathbf{D}_s$  is less than  $q$  with high probability.

Accordingly, any inlier column of  $\mathbf{D}_s$  lies in the span of the other inlier columns of  $\mathbf{D}_s$  with high probability since every random subset of  $\mathbf{L}'$  with  $n_s$  columns can span the columns subspace with high probability. Define  $\mathbf{Q}_i \in \mathbb{R}^{N_1 \times (m_1 - 1)}$  as the matrix that is equal to  $\mathbf{D}_s$  but with its  $i^{\text{th}}$  column removed. Therefore if  $\mathbf{d}_s^i$  (the  $i^{\text{th}}$  column of  $\mathbf{D}_s$ ) is an inlier column, it can be written as a linear combination of the columns of  $\mathbf{Q}_i$ , i.e.,

$$\mathbf{d}_s^i = \mathbf{Q}_i \mathbf{z}_i. \quad (9)$$

The outlying columns have random behavior and there is few of them in the matrix  $\mathbf{D}_s$ . The idea for identifying the outlying columns is that the outlying columns of  $\mathbf{D}_s$  do not satisfy (9). Therefore, the first algorithm is based on the following assumption.

**Assumption 1.** Suppose  $\mathbf{L} = \mathbf{U}\Sigma\mathbf{V}^T$  is the compact SVD of  $\mathbf{L}$  where  $\mathbf{U} \in \mathbb{R}^{N_1 \times r}$ ,  $\mathbf{V} \in \mathbb{R}^{N_2 \times r}$  and  $\Sigma \in \mathbb{R}^{r \times r}$ . Define  $\mathbf{C}_p = (\mathbf{I} - \mathbf{U}\mathbf{U}^T)\mathbf{C}$  which is the projection of the outlier matrix on the complement subspace of the columns subspace of  $\mathbf{L}$ . It is assumed that any subset of the non-zero columns of  $\mathbf{C}_p$  with cardinality less than or equal to  $q$  are linearly independent.

Usually, a small part of the columns of  $\mathbf{C}$  are non-zero. Thus,  $q$  (the upper-bound on the number of outlying columns in  $\mathbf{D}_s$ ) is a small integer. Therefore, Assumption 1 is a reasonable assumption in many applications. Typically, one can assume some random models for the outlier matrix. For example, the non-zero entries of the outlier matrix may be sampled from a given probability distribution, or the non-zero columns of the outlier matrix are independent random vectors (based on some probability distribution). Under such conditions, it has been shown in [13] that the sampled outlying columns are independent with overwhelming probability as long as  $q < N_1$ . We will later show that  $q$  is much smaller than the dimensions of the given data matrix.

Our idea for detecting the outlying columns of  $\mathbf{D}_s$  is to solve the following least-square optimization problem for every column of  $\mathbf{D}_s$

$$\min_{\hat{\mathbf{z}}} \|\mathbf{d}_s^i - \mathbf{Q}_i \hat{\mathbf{z}}\|_2. \quad (10)$$

If the minimum value of (10) is equal to zero (or is small in the presence of additive noise), the column is declared an inlier column, otherwise, it is an outlier. Therefore, we have to solve  $m_1$  least-square optimization problems to detect the outlying columns of  $\mathbf{D}_s$ .

**Remark 1.** In contrast to some of the existing robust PCA algorithms, the proposed algorithm does not need the matrix  $\mathbf{C}$  to be a column sparse matrix. Remarkably, we will show that if Assumption 1 is satisfied, the proposed algorithm recovers the correct subspace even when more than 50% of the given data is outlier data.

Random column sampling yields two main advantages. First, we do not need to work with the whole data. The columns subspace of  $\mathbf{L}$  is obtained from a random small subset of the given data matrix. This technique makes the proposed algorithm applicable in high-dimensional data settings. Second, the number of outlying columns in  $\mathbf{D}_s$  is much smaller than the number of outlying columns of  $\mathbf{D}$ . Therefore, Assumption 1 would be much more restrictive if we were to work with the whole data matrix, because then we would have to assume that none of the non-zero columns of  $\mathbf{C}_p$  lies in the span of the other non-zero columns of  $\mathbf{C}_p$ . This assumption is stronger than our assumption because  $q$  can be much smaller than  $K$ .

The least-square optimization problem (10) has a simple closed-form solution. However, we can further reduce its com-

plexity. Usually, the maximum number of outlying columns of  $\mathbf{D}_s$  is small. Thus, the outlying columns of  $\mathbf{D}_s$  span a low-dimensional subspace. The inlier columns also span a low-dimensional subspace, which is the column space of the low rank matrix. Therefore, we can embed the matrix  $\mathbf{D}_s$  into a random low-dimensional subspace. The embedded matrix can be written as

$$\mathbf{D}_s^\Phi = \Phi \mathbf{D}_s, \quad (11)$$

where  $\Phi \in \mathbb{R}^{m_2 \times N_1}$  is a random matrix satisfying the distributional Johnson-Lindenstrauss (JL) [33], [34], [36]–[38] property defined as follows.

**Definition 2.** (Distributional JL Property). An  $m \times n$  matrix  $\Phi$  is said to satisfy the Distributional JL property if for any fixed  $\mathbf{v} \in \mathbb{R}^n$  and any  $\epsilon \in (0, 1)$ ,

$$\mathbb{P} \left( \left| \|\Phi \mathbf{v}\|_2^2 - \|\mathbf{v}\|_2^2 \right| \geq \epsilon \|\mathbf{v}\|_2^2 \right) \leq 2e^{-mf(\epsilon)}, \quad (12)$$

where  $f(\epsilon) > 0$  is a constant that is specific to the distribution of  $\Phi$  and depends only on  $\epsilon$ .

We will provide a sufficient condition on the value of  $m_2$  to guarantee that (11) is a proper embedding, i.e., that the essential information is not lost. This means that if  $\mathbf{D}_s$  satisfies Assumption 1, then  $\mathbf{D}_s^\Phi$  also satisfies the assumption and the dimension of the columns subspace of  $\mathbf{L}$  is preserved. Therefore, (10) can be simplified as

$$\min_{\hat{\mathbf{z}}} \|\mathbf{d}_{\phi s}^i - \mathbf{Q}_i^\Phi \hat{\mathbf{z}}\|_2. \quad (13)$$

where  $\mathbf{d}_{\phi s}^i$  is the  $i^{\text{th}}$  column of  $\mathbf{D}_s^\Phi$  and  $\mathbf{Q}_i^\Phi$  is equal to  $\mathbf{D}_s^\Phi$  with the  $i^{\text{th}}$  column removed. The optimization problem (13) is solved for the columns of  $\mathbf{D}_s^\Phi$  to detect the outlying columns of  $\mathbf{D}_s^\Phi$ . Once the outlying columns of  $\mathbf{D}_s^\Phi$  are detected, we can estimate the subspace dimension of the inlier points of  $\mathbf{D}_s^\Phi$ . Assume that the estimated dimension is equal to  $\hat{r}$ . Therefore, we find  $\hat{r}$  inlier columns of  $\mathbf{D}_s^\Phi$  that are independent. Define  $\mathbf{T}$  as the matrix containing the  $\hat{r}$  columns of  $\mathbf{D}_s$  corresponding to these  $\hat{r}$  independent inlier columns of  $\mathbf{D}_s^\Phi$ . Thus, if the outlying columns of  $\mathbf{D}_s^\Phi$  are correctly located,  $\mathbf{T}$  would be a basis for the columns subspace of  $\mathbf{L}$ . Accordingly, the outlying columns of  $\mathbf{D}$  can be located as the non-zero columns of the matrix  $\mathbf{Y}$  given by

$$\mathbf{Y} = (\mathbf{I} - \mathbf{T}(\mathbf{T}^T \mathbf{T})^{-1} \mathbf{T}^T) \mathbf{D}, \quad (14)$$

where (14) is the projection of the data onto the complement subspace of the columns subspace of  $\mathbf{T}$ .

In Section IV, we provide a detailed analysis of the proposed algorithms. We will show that the rows subspace of  $\mathbf{L}'$  plays an important role in the performance of the proposed approach. An important required assumption is that the rows subspace of  $\mathbf{L}'$  is not coherent (aligned) with the standard basis. Therefore, we first provide a formal mathematical definition of subspace coherence [47].

**Definition 3.** The rows subspace of matrix  $\mathbf{A} \in \mathbb{R}^{N \times P}$  with SVD  $\mathbf{A} = \mathbf{U}_A \Sigma_A \mathbf{V}_A$ , where  $\mathbf{U}_A \in \mathbb{R}^{N \times r}$ ,  $\Sigma_A \in \mathbb{R}^{r \times r}$  and  $\mathbf{V}_A \in \mathbb{R}^{P \times r}$ , is said to be incoherent with parameter  $\mu_A$  if

$$\max_i \|\mathbf{V}_A^T \mathbf{e}_i\|_2^2 \leq \frac{r\mu_A}{P}. \quad (15)$$

We define  $\mu_{L'}$  as the incoherence parameter of the rows subspace of the matrix  $\mathbf{L}'$  with respect to Definition 3. We can readily state the following theorem, which establishes a sufficient condition for the first algorithm to yield the correct subspace and identify the outliers.

**Theorem 1** (Sufficient Condition-Algorithm 1). *Suppose that the given  $N_1 \times N_2$  data matrix follows Data Model 1 and that Assumption 1 is satisfied. Also, assume that the  $m_1$  columns are sampled randomly with replacement and any repeated columns are removed. If for fixed  $c > 1$ ,  $\epsilon \in (0, 1)$  and small  $0 < \delta \ll 1$ ,*

$$\begin{aligned} m_1 &\geq \beta \alpha \frac{N_2}{N_2'}, \\ \beta &\geq 2 + \frac{3}{\alpha} \log \frac{8}{\delta}, \\ q &= \alpha \left( \frac{\beta K}{N_2'} + \frac{1}{c} \right), \\ m_2 &\geq \frac{(r+q) \log(42/\epsilon) + \log \frac{8}{\delta}}{f(\frac{\epsilon}{\sqrt{2}})}, \end{aligned} \quad (16)$$

where the embedding  $m_2 \times N_1$  matrix  $\Phi$  is drawn from any distribution satisfying (12), and

$$\alpha = \max \left\{ 10\mu_{L'} r \log \frac{8r}{\delta}, 3c^2 \frac{K}{N_2'} \log \frac{8}{\delta} \right\},$$

then Algorithm 1 yields the exact subspace and correctly identifies the outlying columns with probability at least  $(1-\delta)$ .

**Remark 2.** *In most applications, the number of outlying columns is less than the number of inlier columns. Therefore,  $\frac{K}{N_2'} \leq 1$  (however, it is not necessary for the proposed algorithm). Suppose that  $C\mu_{L'} r \log \frac{8r}{\delta} \geq 3c^2 \frac{K}{N_2'} \log \frac{8}{\delta}$  where  $C$  is a constant number. According to (16), it is almost enough to choose  $\beta = 2$ . Therefore, the sufficient number of randomly sampled columns can be simplified as*

$$m_1 \geq 4C\mu_{L'} r \log \frac{8r}{\delta}. \quad (17)$$

Thus, the sufficient number of randomly sampled columns is linear with  $r\mu_{L'} \log 2r$ . If we choose  $c = 20$ , then the maximum number of selected outlier columns can be bounded as

$$q \leq C' \mu_{L'} r \log \frac{8r}{\delta} \left( \frac{2K}{N_2'} + 0.05 \right), \quad (18)$$

where  $C' = 4C$ . Therefore, the sufficient value for  $m_2$  can be rewritten as,

$$m_2 \geq \frac{r \left( C' \mu_{L'} \log \frac{8r}{\delta} \left( \frac{3K}{N_2'} + 0.05 \right) + 1 \right) \log \frac{42}{\epsilon} + \log \frac{8}{\delta}}{f(\epsilon/\sqrt{2})}. \quad (19)$$

## B. Second Algorithm

The structure of the second algorithm is similar to the first algorithm, but it is robust to linearly dependent outliers. First, a random subset of the columns of  $\mathbf{D}$  are selected and then the

## Algorithm 1 Proposed Algorithm

**Input:** Data matrix  $\mathbf{D} \in \mathbb{R}^{N_1 \times N_2}$

**Initialize:**

1. Column sampling matrix  $\mathbf{S} \in \mathbb{R}^{N_2 \times m_1}$ . The columns of the matrix  $\mathbf{S}_1$  are a random subset of the standard basis.
2. Random embedding matrix  $\Phi \in \mathbb{R}^{m_2 \times N_1}$ . The matrix  $\Phi$  is a random matrix satisfying the distributional Johnson-Lindenstrauss (JL) property in (12).

### First Step (Random Sampling and Random Embedding)

1. *Random Column Sampling:* Matrix  $\mathbf{S}$  samples  $m_1$  columns of the given data matrix uniformly at random  $\mathbf{D}_s = \mathbf{D}\mathbf{S}$ . If random sampling with replacement is used, remove the repeated samples.
2. *Random Embedding:* The matrix  $\Phi$  projects the selected columns into a random  $m_2$ -dimensional subspace  $\mathbf{D}_s^\phi = \Phi \mathbf{D}_s$ .

### Second Step (Subspace Learning and Outlier Detection)

1. *Sampled Outlier Columns Detection:* Solve the optimization problem (13) to identify the outlying columns of  $\mathbf{D}_s^\phi$  (if the minimum value of (13) is non-zero, the column is an outlier).
2. *Subspace Learning:* Construct  $\mathbf{T}$  as the set of columns of  $\mathbf{D}_s$  corresponding to a set of linearly independent inlier columns of  $\mathbf{D}_s^\phi$  which span the subspace of the inlier columns of  $\mathbf{D}_s^\phi$ .
3. *Outlying Columns Detection:* Project the data onto the complement subspace via (14). The non-zero columns are outliers.

**Output:**

The matrix  $\mathbf{T}$  is a basis for the columns subspace of  $\mathbf{L}$  and the non-zero columns of  $\mathbf{Y}$  in (14) represent the non-zero columns of  $\mathbf{C}$ .

matrix of selected columns,  $\mathbf{D}_s$ , is embedded into a random low-dimensional subspace. The resulting matrix is  $\mathbf{D}_s^\phi$ . In the second algorithm, we do not make any assumption about the dependence of the outlying columns. However, we make the following assumption about the subspaces spanned by these columns. Before we formally state the model assumption, let us define the notion of independence between two subspaces.

**Definition 4.** *Two subspaces  $\mathcal{S}_1$  and  $\mathcal{S}_2$  with dimensions  $d_1$  and  $d_2$ , respectively, are said to be independent if*

$$\text{rank}([\mathbf{U}_1 \quad \mathbf{U}_2]) = \text{rank}(\mathbf{U}_1) + \text{rank}(\mathbf{U}_2) \quad (20)$$

where  $\mathbf{U}_1$  and  $\mathbf{U}_2$  are basis for  $\mathcal{S}_1$  and  $\mathcal{S}_2$ , respectively. The LHS is the rank of the matrix formed from the concatenation of  $\mathbf{U}_1$  and  $\mathbf{U}_2$ .

**Assumption 2.** *It is assumed that less than 50 percent of the columns of  $\mathbf{C}$  are non-zero and any subspace spanned by a subset of the non-zero columns of  $\mathbf{C}$  with cardinality less than or equal to  $q$ , is independent of the columns subspace of  $\mathbf{L}$ .*

If Assumption 2 is satisfied, the inlier and outlier columns of  $\mathbf{D}_s$  span two independent subspaces. Hence, the inlier and outlier columns of  $\mathbf{D}_s$  span a subspace with dimension less than or equal to  $(r+q)$ . Therefore, if  $\Phi$  is a stable embedding of a  $(r+q)$ -dimensional subspace, the subspace of the inlier columns and the subspace of the outlier columns of  $\mathbf{D}_s^\phi$  remain independent since the rank of  $\mathbf{D}_s$  is equal to the rank of  $\Phi \mathbf{D}_s$ .

We exploit the independence between the inlier and outlier subspaces using the following lemma from [6].

**Lemma 2.** Consider a collection of data points drawn from two independent subspaces  $\mathcal{S}_1, \mathcal{S}_2$  with dimensions  $d_1, d_2$ . Let  $\mathbf{Y}_1$  and  $\mathbf{Y}_2$  denote a collection of data points in  $\mathcal{S}_1$  and  $\mathcal{S}_2$ , respectively, and  $\text{rank}(\mathbf{Y}_1) = d_1$ ,  $\text{rank}(\mathbf{Y}_2) = d_2$ . For every non-zero vector  $\mathbf{y}$  in  $\mathcal{S}_1$ , define  $\mathbf{c}_1^*$  and  $\mathbf{c}_2^*$  as

$$\begin{aligned} [(\mathbf{c}_1^*)^T \quad (\mathbf{c}_2^*)^T]^T &= \arg \min \left\| \begin{bmatrix} \mathbf{c}_1^T & \mathbf{c}_2^T \end{bmatrix}^T \right\|_p \\ \text{subject to } \mathbf{y} &= [\mathbf{Y}_1 \quad \mathbf{Y}_2] \begin{bmatrix} \mathbf{c}_1^T & \mathbf{c}_2^T \end{bmatrix}^T. \end{aligned} \quad (21)$$

Then, for every  $1 \leq p < \infty$ ,  $\mathbf{c}_1 \neq 0$  and  $\mathbf{c}_2 = 0$ , where  $\|\mathbf{v}\|_p$  denotes the  $p$ -norm of a vector  $\mathbf{v}$ .

Suppose,  $\mathbf{d}_{\phi_s}^j$  (the  $j^{\text{th}}$  column of  $\mathbf{D}_s^\Phi$ ) is an inlier point, and consider the following optimization problem:

$$\min_{\hat{\mathbf{c}}} \|\hat{\mathbf{c}}\|_2 \quad \text{subject to} \quad \mathbf{d}_{\phi_s}^j = \mathbf{Q}_j^\Phi \hat{\mathbf{c}}. \quad (22)$$

If  $\mathbf{c}_j^*$  is the optimal solution of (22), then according to Lemma 2, the columns of  $\mathbf{Q}_j^\Phi$  that correspond to the non-zero elements of  $\mathbf{c}_j^*$ , are inlier points. If the optimization problem (22) is not feasible for a given column, then this column is an outlier, but the converse is not true. In other words, if it is feasible, then the column can be either an inlier or an outlier since the outliers may be linearly dependent on each other.

Let  $\mathbf{A}_j$  be the matrix formed from the columns of  $\mathbf{Q}_j^\Phi$  that correspond to the non-zero elements of  $\mathbf{c}_j^*$ . Henceforth, we refer to  $\mathbf{A}_j$  as the  $\mathbf{A}$ -matrix of the  $j$ -th column. We solve the optimization problem (22) for all the feasible columns of  $\mathbf{D}_s^\Phi$ . If the maximum number of the columns of  $\mathbf{D}_s^\Phi$  lie in the columns subspace of  $\mathbf{A}_k$ , then we choose  $\mathbf{A}_k$  as a basis for the columns subspace of  $\Phi \mathbf{L}$  since we assumed that more than 50% of the given data are inlier points.

Accordingly, there should be at least one inlier point whose  $\mathbf{A}$ -matrix has rank  $r$ . For example, suppose that the inlier points of  $\mathbf{D}_s^\Phi$  span a two-dimensional subspace. Fig. 1 illustrates three different distributions of these inlier points in the two-dimensional subspace. The left distribution is a random distribution. In the middle figure, there is just one point whose  $\mathbf{A}$ -matrix has rank 2 because the other inliers lie in two independent one-dimensional subspaces. Therefore, the rank of their  $\mathbf{A}$ -matrix is equal to 1. In the right figure, the proposed method can not yield the correct two-dimensional subspace because the algorithm will choose one of the lines (the one with the larger population) and the output will be a one-dimensional subspace. Therefore, we also make the following assumption to simplify the analysis.

**Assumption 3.** Let  $\mathbf{B}$  be a matrix that contains any subset of more than  $C_L \cdot r$  columns of  $\mathbf{L}$ , where  $C_L > 1$  is a constant number, and the columns of  $\mathbf{B}$  span the columns subspace of  $\mathbf{L}$ . It is assumed that there is at least one column in  $\mathbf{B}$  such that any linearly dependent subset of columns of  $\mathbf{B}$  containing this column has rank  $r$ .

To clarify Assumption 3, assume that  $\mathbf{U}^\Phi$  is an orthonormal basis for the inlier columns of  $\mathbf{D}_s^\Phi$ . The inlier columns of  $\mathbf{D}_s^\Phi$  are generated as  $\mathbf{U}^\Phi \mathbf{F}$ , where  $\mathbf{F} \in \mathbb{R}^{r \times n_i}$  and  $n_i$  is the number of inlier columns of  $\mathbf{D}_s^\Phi$ . If a subset of the inlier columns

are linearly dependent, then a subset of the columns of  $\mathbf{F}$  are linearly dependent. Therefore, Assumption 3 is equivalent to saying that there is at least one column in  $\mathbf{F}$  with the property that any linearly dependent subset of the columns of  $\mathbf{F}$  including this column has the same rank as  $\mathbf{F}$ .

It is worth mentioning that this is not a strong assumption. For example, when the columns of  $\mathbf{F}$  are random vectors in the  $r$ -dimensional subspace, i.e., the inlier points of  $\mathbf{D}_s^\Phi$  are distributed randomly in the columns subspace of  $\Phi \mathbf{L}$ , all the inlier columns of  $\mathbf{D}_s^\Phi$  satisfy Assumption 3 with overwhelming probability [13].

We calculate the  $\mathbf{A}$ -matrices for all the columns of  $\mathbf{D}_s^\Phi$ . If (22) is infeasible for a given column, we set its  $\mathbf{A}$ -matrix to zero. Define  $\mathbf{A}^*$  as the member of  $\{\mathbf{A}_j\}_{j=1}^{m_1}$  whose columns subspace contains the maximum number of the columns of  $\mathbf{D}_s^\Phi$ . Let  $\mathcal{J}$  be the set of indices of the vectors of  $\mathbf{D}_s^\Phi$  that span the columns subspace of  $\mathbf{A}^*$ . Then, construct  $\mathbf{T} = \mathbf{D}_{s\mathcal{J}}^\Phi$ , where  $\mathbf{D}_{s\mathcal{J}}^\Phi$  consists of the columns of  $\mathbf{D}_s^\Phi$  indexed by the set  $\mathcal{J}$ . Therefore,  $\mathbf{T}$  can be used as a basis for the columns subspace of  $\mathbf{L}$ . The table of Algorithm 2 summarizes the steps of the second algorithm.

Our next theorem provides performance guarantees for algorithm 2 by establishing sufficient conditions for the algorithm to yield the exact subspace and correctly identify the outlying columns.

**Theorem 3** (Sufficient Condition-Algorithm 2). Suppose that the given  $N_1 \times N_2$  data matrix follows Data Model 1. Define  $\alpha = C\mu_{L'} r \log \frac{8}{\delta}$  and assume that Assumptions 2 and 3 are satisfied with  $q = \alpha \left( \frac{\beta K}{N_2'} + \frac{1}{c} \right)$  and  $C_L = C\mu_{L'} \log \frac{8}{\delta}$ . In addition, assume random column sampling with replacement. If for fixed  $\epsilon \in (0, 1)$  and small  $0 < \delta \ll 1$ , the following is satisfied,

$$\begin{aligned} m_1 &\geq \beta \alpha \frac{N_2}{N_2'}, \\ \beta &\geq 2 + \frac{3}{\alpha} \log \frac{8}{\delta}, \\ \frac{K}{N_2'} &< \frac{1}{\beta} \\ \frac{1}{c} &< 1 - \frac{\beta K}{N_2'} \\ m_2 &\geq \frac{(r+q) \log(42/\epsilon) + \log \frac{8}{\delta}}{f(\frac{\epsilon}{\sqrt{2}})}, \\ C &\geq \frac{3c^2}{r\mu_{L'}} \frac{K}{N_2'}, \end{aligned} \quad (23)$$

then Algorithm 2 yields the exact subspace and correctly identifies the outlying columns with probability at least  $(1-\delta)$ , where the embedding matrix  $\Phi$  is drawn from any distribution satisfying (12).

**Remark 3.** According to (23), it is almost sufficient to choose  $\beta = 2$ . Therefore,  $\frac{K}{N_2'}$  should be less than 0.5. Accordingly, the sufficient number of randomly sampled columns can be simplified as

$$m_1 \geq 4C\mu_{L'} r \log \frac{8r}{\delta}, \quad (24)$$

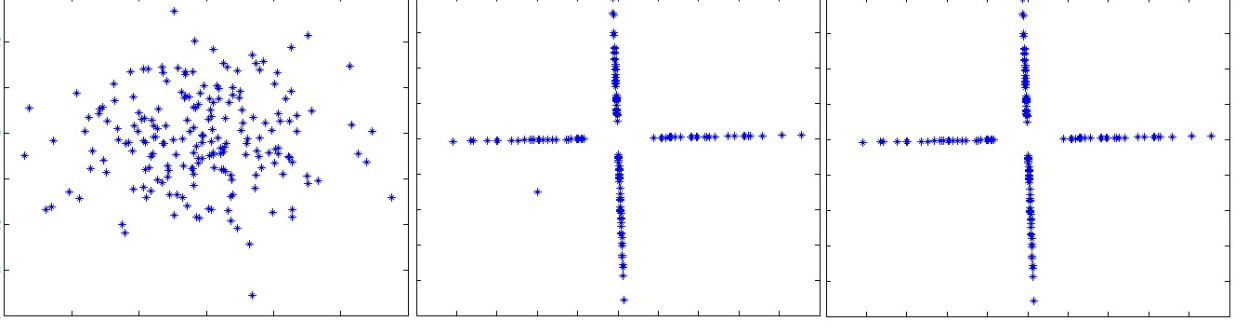


Fig. 1. Inlier points distribution

---

**Algorithm 2** Proposed Algorithm

---

**Input:** Data matrix  $\mathbf{D} \in \mathbb{R}^{N_1 \times N_2}$

**Initialize:**

1. Column sampling matrix  $\mathbf{S} \in \mathbb{R}^{N_2 \times m_1}$ . The columns of the matrix  $\mathbf{S}_1$  are a random subset of the standard basis.
2. Random embedding matrix  $\Phi \in \mathbb{R}^{m_2 \times N_1}$ . The matrix  $\Phi$  is a random matrix satisfying the distributional Johnson-Lindenstrauss (JL) property in (12).

**First Step (Random Sampling and Random Embedding)**

1. Random Column Sampling: Matrix  $\mathbf{S}$  samples  $m_1$  columns of the given data matrix uniformly at random  $\mathbf{D}_s = \mathbf{D}\mathbf{S}$ . If random sampling with replacement is used, remove the repeated samples.
2. Random Embedding: The matrix  $\Phi$  projects the selected columns into a random  $m_2$ -dimensional subspace  $\mathbf{D}_s^\Phi = \Phi\mathbf{D}_s$ .

**Second Step (Subspace Learning and Outlier Detection)**

1. Finding the Possible Bases: Solve (22) for  $\{\mathbf{d}_{\phi s}^k\}_{k=1}^{m_1}$  (the columns of  $\mathbf{D}_s^\Phi$ ). If (22) is feasible for  $\mathbf{d}_{\phi s}^j$ ,  $\mathbf{c}_j^*$  is the optimal point of (22) and  $\mathbf{A}_j$  contains the columns of  $\mathbf{D}_s^\Phi$  which correspond to the non-zero elements of  $\mathbf{c}_j^*$ . If (22) is not feasible for  $\mathbf{d}_{\phi s}^j$ , set  $\mathbf{A}_j = \mathbf{0}$ .
2. Finding the Correct Basis: Find  $\mathbf{A}^*$  as the member of  $\{\mathbf{A}_j\}_{j=1}^{m_1}$  whose columns subspace contains the maximum number of the columns of  $\mathbf{D}_s^\Phi$ .
3. Subspace Learning: Construct the matrix  $\mathbf{T}$  consisting of the columns of  $\mathbf{D}_s$  that form a linearly independent subset of the columns  $\mathbf{A}^*$  and span its columns subspace.
4. Outlying Columns Detection: Project the data onto the complement subspace using (14). The non-zero columns are declared as outliers.

**Output**

The matrix  $\mathbf{T}$  is a basis for the columns subspace of  $\mathbf{L}$  and the non-zero columns of  $\mathbf{Y}$  in (14) indicate the locations of the non-zero columns of  $\mathbf{C}$ .

---

which is linearly dependent on  $r\mu_{L'} \log 2r$ . If we choose  $c = 20$ , then the maximum number of selected outlier columns can be bounded as

$$q \leq C' \mu_{L'} r \log \frac{8r}{\delta} \left( \frac{2K}{N_2'} + 0.05 \right), \quad (25)$$

where  $C' = 4C$ . Therefore, the sufficient value for  $m_2$  can be rewritten as follows,

$$m_2 \geq \frac{r \left( C' \mu_{L'} \log \frac{8r}{\delta} \left( \frac{2K}{N_2'} + 0.05 \right) + 1 \right) \log \frac{42}{\epsilon} + \log \frac{8}{\delta}}{f(\epsilon/\sqrt{2})}. \quad (26)$$

#### IV. ALGORITHM ANALYSIS

In this section, the proposed approach is analyzed to establish the results of Theorems 1 and 3, which provide performance guarantees for the proposed approach. First, we derive a sufficient condition on the number of sampled columns  $m_1$  to guarantee that the inlier columns of  $\mathbf{D}_s$  span the columns subspace of  $\mathbf{L}$  with high probability. Based on the number of sampled columns, the maximum number of outlying columns in  $\mathbf{D}_s$  is upper bounded. Then, we derive a sufficient condition to guarantee that (11) is a proper embedding, i.e., that the necessary information is not lost.

##### A. Random Sampling from Low Rank Matrices

In the proposed algorithm, the columns subspace of the low rank matrix  $\mathbf{L}$  is learned from a small random subset of the given data matrix. Therefore, we first have to ensure that the selected inliers span the columns subspace of  $\mathbf{L}$ . Since the columns subspace of the low rank matrix  $\mathbf{L}$  is a low dimensional subspace, it can be spanned by a small subset of its non-zero vectors.

Initially, we assume that the matrix  $\mathbf{L}' \in \mathbb{R}^{N_1 \times N_2'}$  is given. We derive a condition on the sufficient number of randomly sampled columns of  $\mathbf{L}'$  to guarantee that the selected columns span its columns subspace. Then, we use this result to establish a sufficient condition on the value of  $m_1$  to guarantee that the inlier columns of  $\mathbf{D}_s$  can span the columns subspace of  $\mathbf{L}$ .

Suppose that  $\mathbf{L}' = \mathbf{U}' \Sigma' (\mathbf{V}')^T$  is the compact singular values decomposition of  $\mathbf{L}'$ , where  $\mathbf{U}' \in \mathbb{R}^{N_1 \times r}$ ,  $\mathbf{V}' \in \mathbb{R}^{N_2' \times r}$  and  $\Sigma' \in \mathbb{R}^{r \times r}$ . Based on Definition 1, define  $\mu_{L'}$  as the minimum positive value which satisfies

$$\max_i \|(\mathbf{V}')^T \mathbf{e}_i\|_2^2 \leq \frac{r\mu_{L'}}{N_2'}. \quad (27)$$

The following lemma establishes a sufficient condition to ensure that a random subset of the columns of a low rank matrix span its columns subspace.

**Lemma 4.** Suppose  $n_s$  columns are sampled uniformly at random with replacement from the matrix  $\mathbf{L}'$  with rank  $r$ . If

$$n_s \geq 10\mu_{L'} r \log \frac{8r}{\delta} \quad (28)$$

then the selected columns of the matrix  $\mathbf{L}'$  span the columns subspace of  $\mathbf{L}'$  with probability at least  $(1 - \delta)$ .

According to Lemma 4, when the rows subspace of a low rank matrix  $\mathbf{L}'$  is incoherent with the standard basis, the columns subspace of  $\mathbf{L}'$  can be learned from a small random subset of its columns.

### B. Random Column Sampling

Let  $\alpha = 10\mu_{L'} r \log \frac{2r}{\delta}$ . According to Lemma 4, if we have at least  $\alpha$  inlier columns in the matrix of sampled columns  $\mathbf{D}_s$ , then the inlier columns of  $\mathbf{D}_s$  can span the columns subspace of  $\mathbf{L}$ . But, how many samples are needed to ensure that the number of inlier columns in  $\mathbf{D}_s$  is greater than or equal to  $\alpha$ ?

Suppose that we sample  $m_1 = \beta\alpha \frac{N_2}{N_2'}$  columns at random with replacement, where  $\beta$  is a real number greater than 1. Therefore,  $\mathbf{D}_s \in \mathbb{R}^{N_1 \times m_1}$ . The following lemma provides a sufficient condition to guarantee that the inlier columns of  $\mathbf{D}_s$  span the columns subspace of  $\mathbf{L}$  with high probability.

**Lemma 5.** Suppose that  $m_1 = \beta\alpha \frac{N_2}{N_2'}$  columns of the given data matrix are sampled uniformly at random with replacement. If

$$\beta \geq 2 + \frac{3}{\alpha} \log \frac{2}{\delta} \quad (29)$$

then, the number of inlier columns of the matrix of the selected columns  $\mathbf{D}_s$  is greater than or equal to  $\alpha$  with probability at least  $(1 - \delta)$ .

According to (29), it is almost enough to choose  $\beta = 2$ . In addition, in most applications,  $\frac{N_2}{N_2'} < 2$ . Therefore, if we sample  $4\alpha$  columns at random, the sampled columns would contain at least  $\alpha$  inlier columns.

In the first proposed algorithm, we assume that the outlying columns in  $\mathbf{D}_s$  do not form a linearly dependent set. Therefore, we need to find an upper-bound on the number of outlying columns in  $\mathbf{D}_s$ . The following lemma provides the upper-bound on the number of the selected outliers.

**Lemma 6.** Suppose that  $m_1 = \beta\alpha \frac{N_2}{N_2'}$  columns of the given data matrix are sampled uniformly at random with replacement. If

$$\alpha \geq 3c^2 \frac{K}{N_2'} \log \frac{2}{\delta}, \quad (30)$$

then the number of selected outlying columns is less than or equal to

$$\alpha \left( \frac{\beta K}{N_2'} + \frac{1}{c} \right) \quad (31)$$

with probability at least  $(1 - \delta)$ , where  $c$  is any number greater than 1.

Based on Lemmas 4 and 6, in Theorem 3, the parameter  $\alpha$  is defined as

$$\alpha = C\mu_{L'} r \log \frac{2r}{\delta}, \quad (32)$$

and the number  $C$  is such that  $C \geq \frac{3c^2}{r\mu_{L'}} \frac{K}{N_2'}$ .

### C. Columns Subspace Learning

1) *First Algorithm:* In the first algorithm, the least-square optimization problem (10) should be solved for each column of  $\mathbf{D}_s$  to detect the outlying columns of  $\mathbf{D}_s$ . Then, the columns subspace of  $\mathbf{L}$  can be obtained using the inlier columns of  $\mathbf{D}_s$ . However, we reduce the complexity of this stage by embedding the columns of  $\mathbf{D}_s$  into a low dimensional subspace.

In the first method, we make Assumption 1. Therefore, if there are  $k$  outlying columns in  $\mathbf{D}_s$ , the rank of  $\mathbf{D}_s$  is equal to  $(r + k)$ . This means that the subspace of the inlier columns and the subspace of the outlier columns of  $\mathbf{D}_s$  are two independent subspaces (their intersection is just the zero vector). To ensure that the proposed method identifies the outlying columns of  $\mathbf{D}_s$  correctly, the dimension of the subspace of the inlier columns should not change. In other words, we should ensure that  $\text{rank}(\Phi\mathbf{L}) = \text{rank}(\mathbf{L})$ . In addition, the subspace of the inlier columns and the subspace of the outlier columns should remain independent. Stable embedding of linear subspaces is a well-studied topic. The following lemma from [37] provides a sufficient condition to guarantee that  $\Phi$  is a stable embedding of  $(k + r)$  dimensional subspaces.

**Lemma 7.** Let  $\mathcal{L}$  denote a  $(k + r)$  dimensional subspace. Let  $\epsilon \in (0, 1)$  denote a distortion factor and  $\delta \in (0, 1)$  denote a failure probability, and suppose  $\Phi$  is an  $m_2 \times N_1$  random matrix that satisfies the distributional JL property (12) with

$$m_2 \geq \frac{(k + r) \log(42/\epsilon) + \log \frac{2}{\delta}}{f(\frac{\epsilon}{\sqrt{2}})}. \quad (33)$$

Then, with probability at least  $(1 - \delta)$ ,

$$\left| \|\Phi\mathbf{v}\|_2^2 - \|\mathbf{v}\|_2^2 \right| \leq \epsilon \|\mathbf{v}\|_2^2. \quad (34)$$

holds simultaneously for all  $\mathbf{v} \in \mathcal{L}$ .

The matrix  $\mathbf{D}_s^\Phi$  can be represented as  $\mathbf{D}_s^\Phi = \mathbf{L}_s^\Phi + \mathbf{C}_s^\Phi$ , where  $\mathbf{L}_s^\Phi$  and  $\mathbf{C}_s^\Phi$  represent the inlier and the outlier components of  $\mathbf{D}_s^\Phi$ , respectively. Suppose that  $\mathbf{U}^\Phi$  is an orthonormal basis for the columns subspace of  $\mathbf{L}_s^\Phi$ . According to Lemma 7, if

$$m_2 \geq \frac{(r + q) \log(42/\epsilon) + \log \frac{2}{\delta}}{f(\frac{\epsilon}{\sqrt{2}})}, \quad (35)$$

then  $\text{rank}(\mathbf{L}_s^\Phi) = r$  and the non-zero columns of  $(\mathbf{I} - \mathbf{U}^\Phi(\mathbf{U}^\Phi)^T)\mathbf{C}_s^\Phi$  do not form a linearly dependent set with high probability because  $\Phi$  can embed a  $(q + r)$  dimensional subspace stably, recalling that  $q$  was an upper-bound on the number of outlying columns in  $\mathbf{D}_s$ . Therefore, if (35) is satisfied, the proposed method can identify the location of the outlying columns of  $\mathbf{D}_s$  with high probability.



2) *Second Algorithm*: In the second algorithm, we do not make any assumptions about the dependence of the outlying columns of  $\mathbf{D}_s$ . The dimension of the subspace spanned by the outlying columns of  $\mathbf{D}_s$  is less than  $q$ , where  $q$  is an upper-bound on the number of outlying columns of  $\mathbf{D}_s$ . In the second algorithm, the embedding operation should preserve the dimension of the subspace spanned by the inlier columns, as well as the independence between the subspaces spanned by the inlier and outlier columns of  $\mathbf{D}_s$ . Therefore, if  $\Phi$  is a stable embedding of an  $(r + q)$ -dimensional subspace, we do not lose the essential information. Accordingly, similar to the analysis of the first algorithm, if  $m_2$  satisfies (35), then  $\Phi$  is a proper embedding for the second algorithm.

## V. NUMERICAL SIMULATIONS

In the proposed approach, the given high dimensional data is turned into a small compressed data. First, a small random subset of the columns of the given data matrix is selected, then the selected columns are projected into a random low-dimensional subspace. Therefore, the proposed method works with this small matrix instead of the given high-dimensional data. In this section, some numerical results are presented to demonstrate that the complexity of the proposed approach does not depend on the dimension of the given data. In addition, we study the application of the second method for dealing with linearly dependent outliers. In all simulations, the low rank matrix is generated as a product  $\mathbf{L} = \mathbf{U}_r \mathbf{V}_r^T$  where  $\mathbf{U}_r \in \mathbb{R}^{N_1 \times r}$ ,  $\mathbf{V}_r \in \mathbb{R}^{N_2 \times r}$  and  $r$  is the rank of  $\mathbf{L}$ . The elements of  $\mathbf{U}_r$  and  $\mathbf{V}_r$  are sampled independently from a standard normal  $\mathcal{N}(0, 1)$  distribution. In the simulations, a trial is considered successful if

$$\|(\mathbf{I} - \mathbf{U}\mathbf{U}^T)\hat{\mathbf{U}}\|_F \leq 10^{-6} \quad (36)$$

where  $\mathbf{U}$  is an orthonormal basis for the true subspace (the columns subspace of  $\mathbf{L}$ ) and  $\hat{\mathbf{U}}$  is an orthonormal basis for the obtained subspace.

### A. Phase Transition

In this section, we study the complexity of the proposed algorithm. It is observed that the complexity of the proposed approach is independent of the dimension of the given data. Suppose that the data is a  $2000 \times 4000$  matrix and assume that the non-zero elements of  $\mathbf{C}$  are sampled independently from a normal distribution  $\mathcal{N}(0, 20^2)$ . Define  $\rho$  as the probability that a column of the matrix  $\mathbf{C}$  is non-zero. Therefore, the mean of the number of non-zero columns of  $\mathbf{C}$  is equal to  $\rho N_2$ . Fig. 2 shows the phase transition of  $m_1$  (number of randomly sampled columns) and  $m_2$  (dimension of the random subspace for data embedding) for different values of  $\rho$ . One can see that increasing  $\rho$  almost does not increase the required value of  $m_1$  (which is almost around 25) because the required number of sampled columns is linearly dependent on  $r \frac{1}{(1-\rho)}$ . Therefore, when  $\rho$  is increased from 0.2 to 0.7,  $r \frac{1}{(1-\rho)}$  increases from  $1.25r$  to  $3.3r$ . It is interesting to observe that when the number of sampled columns is increased, the required value of  $m_2$  also increases. This is due to the fact that the number of sampled outlier columns increases as we

sample more columns. Consequently, the selected outliers span a subspace with a higher dimension, wherefore we need a random subspace with higher dimension for embedding the sampled columns. Fig. 3 shows the phase transition plots for different values of the rank of the low rank matrix  $\mathbf{L}$ . One can see that when the rank is increased, the values of  $m_1$  and  $m_2$  increase. This is intuitive since when the rank is increased, we need more samples to ensure that the selected columns can span the columns subspace of  $\mathbf{L}$ . In addition, when the rank is increased, the dimension of the columns subspace of  $\mathbf{L}$  increases, implying that we need a random subspace with higher dimension. Hence, the required value of  $m_2$  increases.

Fig. 4 shows the phase transition plots for different data matrix sizes. It is evident that the values of  $m_1$  and  $m_2$  do not change as we change the data dimension. This confirms our analysis, which revealed that the complexity of the proposed approach is almost independent of the size of the data.

### B. Robustness to Dependent Outliers

In this paper, we proposed two robust PCA algorithms. The first algorithm assumes that the selected outlying columns are linearly independent. This algorithm can successfully find the columns subspace of  $\mathbf{L}$  even when more than 50% of the given data are outliers. In the second algorithm, it is assumed that less than 50% of the columns of  $\mathbf{D}$  are outlying data, but it does not require the outlying columns to be independent. In this section, we study the robustness of the second algorithm to linearly dependent outliers. As before, let  $\rho$  be the probability that a column of the matrix  $\mathbf{C}$  is non-zero. Therefore, the mean of the number of non-zero columns of  $\mathbf{C}$  is equal to  $\rho N_2$ .

To investigate the accuracy of the subspace estimation step, we define the distance between two subspaces as in [21]. Given two matrices  $\hat{\mathbf{Q}}_1, \hat{\mathbf{Q}}_2 \in \mathbb{R}^{N \times k}$ , the distance between the subspaces spanned by their columns is defined as

$$\text{dist}(\hat{\mathbf{Q}}_1, \hat{\mathbf{Q}}_2) = \|(\mathbf{Q}_1)_\perp^H \mathbf{Q}_2\|_2 = \|(\mathbf{Q}_2)_\perp^H \mathbf{Q}_1\|_2, \quad (37)$$

where  $\mathbf{Q}_1$  and  $\mathbf{Q}_2$  are orthonormal bases for the subspaces  $\text{span}(\hat{\mathbf{Q}}_1)$  and  $\text{span}(\hat{\mathbf{Q}}_2)$ , respectively. Similarly,  $(\mathbf{Q}_1)_\perp^H \in \mathbb{R}^{N \times (N-k)}$  is an orthonormal basis for the subspace that is orthogonal to  $\text{span}(\hat{\mathbf{Q}}_1)$  and  $(\mathbf{Q}_2)_\perp^H \in \mathbb{R}^{N \times (N-k)}$  is an orthonormal basis for the subspace that is orthogonal to  $\text{span}(\hat{\mathbf{Q}}_2)$ .

Suppose that  $\mathbf{D} \in \mathbb{R}^{200 \times 400}$ . In this experiment, we do not use random sampling and random embedding. Therefore,  $\mathbf{D}_s^\Phi = \mathbf{D}$ . The left plot of Fig. 5 shows the distance between the obtained subspace and the true subspace versus the rank of  $\mathbf{L}$  for fixed  $\rho = 0.1$ . In this simulation, the non-zero elements of  $\mathbf{C}$  are sampled independently from a normal distribution  $\mathcal{N}(0, 20^2)$ . Therefore, the non-zero columns of  $\mathbf{C}$  are completely random. In Fig. 5 (left), one can see that both the proposed second method and the algorithm of [7] successfully estimate the true subspace even when  $r \approx N_1/2$ . Note that the algorithm of [7] samples  $N_1$  columns of  $\mathbf{D}$  randomly and since the non-zero columns of  $\mathbf{C}$  are random vectors, the selected outlying columns are independent with high probability. Therefore, [7] can locate the selected outlying columns. However, in the middle plot, the outlying columns

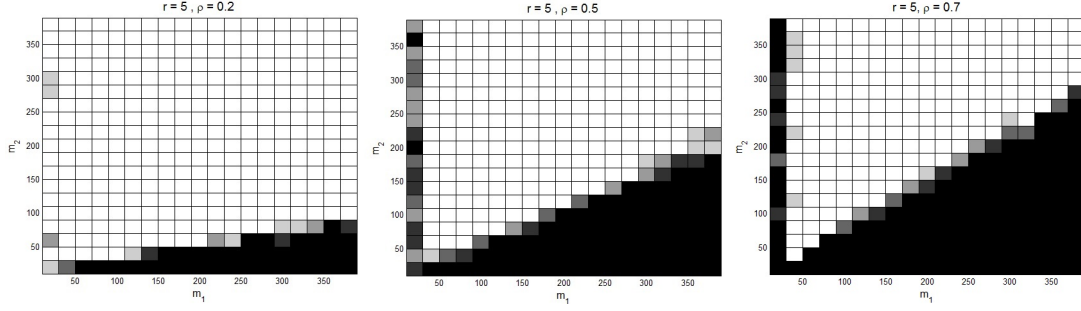


Fig. 2. Phase transition plots for various outlier probability. The Expected value of the number of the outlier columns is equal to  $\rho N_2$ .

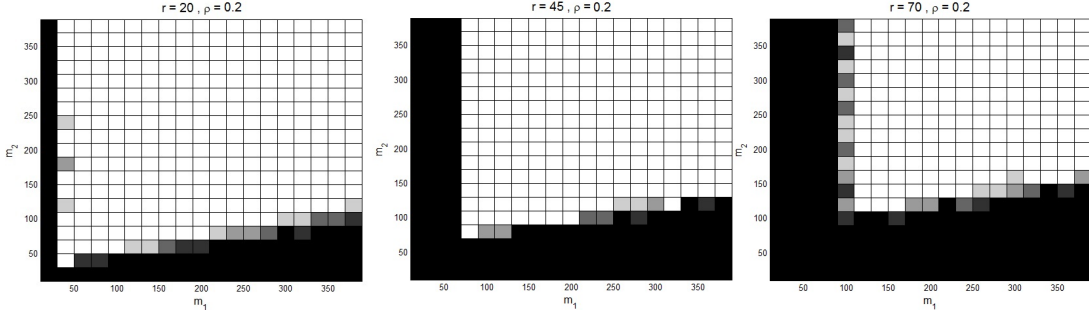


Fig. 3. Phase transition plots for various values of the rank of  $\mathbf{L}$ . White displays successful subspace recovery and black means incorrect subspace recovery.

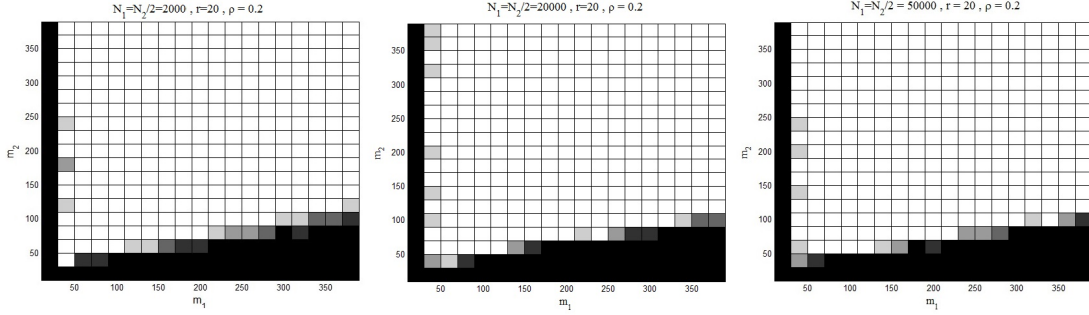


Fig. 4. Phase transition plots for various data matrix dimensions. In all simulations,  $r = 20$  and  $\rho = 0.2$ . In the left plot,  $N_1 = N_2/2 = 2000$ . In the middle plot,  $N_1 = N_2/2 = 20000$ . In the right plot,  $N_1 = N_2/2 = 50000$ .

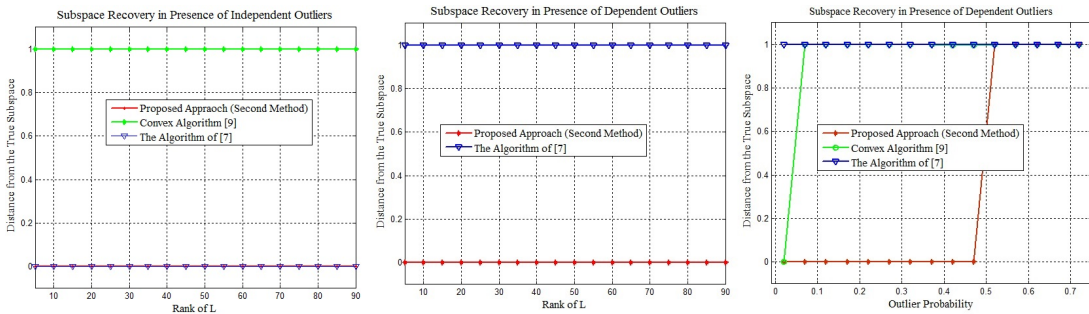


Fig. 5. Subspace Recovery in presence of independent and dependent outliers.

of  $\mathbf{D}$  span a one-dimensional subspace and hence cannot be independent. In this scenario, our algorithm correctly identifies the subspace while the algorithm of [7] fails to identify the correct subspace since the outlying columns are linearly dependent. Also, the convex algorithm in (6) requires the matrix  $\mathbf{C}$  to be very column sparse. The left plot of Fig. 5 shows that (6) fails to find the correct subspace even when  $\rho = 0.1$ .

The right plot of Fig. 5 shows the distance between the

obtained subspace and the correct subspace versus  $\rho$  for fixed  $r = 5$ . When  $\rho$  is greater than 50 percent, the proposed second method can not obtain the correct subspace. This is expected because when  $\rho > 0.5$ , the assumption on  $\rho$  is not satisfied. The algorithm of [7] cannot yield the correct subspace because in this simulation the outlier columns are linearly dependent as they span a one dimensional subspace. The convex algorithm in (6) yields the correct subspace only when  $\rho$  is very small.

The algorithm of [7] samples  $N_1$  columns randomly and

obtains the columns subspace of  $\mathbf{L}$  by exploiting the linear independence of the selected outlying columns. As such, this algorithm is efficient when  $N_1$  is small because it works with an  $N_1 \times N_1$  matrix. In our proposed approach, we work with an  $m_2 \times m_1$  matrix. Thus, when  $N_1$  is large, the proposed algorithm can be remarkably fast since  $m_1$  and  $m_2$  are independent of the dimension of the data. The following table compares the running time in seconds of the proposed approach (first algorithm) with the algorithm of [7] for  $r = 10, \rho = 0.1$ . In the proposed algorithm, we set  $m_1 = m_2 = 50$ .

| $N_1 = N_2/2$ | Running Time (s) of Proposed Algorithm | Running Time (s) of the Algorithm of [7] |
|---------------|--|--|
| 1000          | 0.02                                   | 0.25                                     |
| 3000          | 0.02                                   | 10                                       |
| 5000          | 0.02                                   | 48                                       |
| 10000         | 0.02                                   | 414                                      |
| 50000         | 0.03                                   | -  |

It is evident that when the size of the data increases, the proposed approach can be much faster than existing methods. For instance, when  $N_1 = 10^4$ , the proposed method is almost  $2 \times 10^4$  times faster. When  $N_1 = 5 \times 10^4$ , we fail to calculate the SVD for a  $50000 \times 50000$  matrix, while the proposed approach can identify the true subspace in 0.03 second.

## VI. APPENDIX

### Proof of lemma 4

The matrix of the sampled columns can be represented as

$$\mathbf{L}'_s = \mathbf{L}' \mathbf{S}' \quad (38)$$

where  $\mathbf{S}' \in \mathbb{R}^{N_2 \times n_s}$  selects the sampled columns. Using the SVD of  $\mathbf{L}'$ , (38) can be rewritten as

$$\mathbf{L}'_s = \mathbf{U}' \Sigma' (\mathbf{V}')^T \mathbf{S}' \quad (39)$$

Therefore, if the matrix  $(\mathbf{V}')^T \mathbf{S}'$  is full rank, the selected columns of  $\mathbf{L}'$  span the columns subspace of  $\mathbf{L}'$ .

Define  $\mathbf{s}'_i$  as the  $i^{\text{th}}$  column of  $\mathbf{S}'$ . The vector  $\mathbf{s}'_i$  can be any of the vectors of the standard basis with equal probability since we are using random sampling with replacement. Therefore,

$$\mathbb{E} \left[ (\mathbf{V}')^T \mathbf{s}'_i (\mathbf{s}'_i)^T \mathbf{V}' - \frac{1}{N'_2} \mathbf{I} \right] = 0. \quad (40)$$

The matrix  $(\mathbf{V}')^T \mathbf{S}' (\mathbf{S}')^T \mathbf{V}'$  can be written as

$$(\mathbf{V}')^T \mathbf{S}' (\mathbf{S}')^T \mathbf{V}' = \sum_{i=1}^{n_s} (\mathbf{V}')^T \mathbf{s}'_i (\mathbf{s}'_i)^T \mathbf{V}' \quad (41)$$

If  $(\mathbf{V}')^T \mathbf{S}' (\mathbf{S}')^T \mathbf{V}'$  is a full rank matrix, then  $(\mathbf{V}')^T \mathbf{S}'$  is also a full rank matrix. In addition, if we can show that

$$\left\| (\mathbf{V}')^T \mathbf{S}' (\mathbf{S}')^T \mathbf{V}' - \frac{n_s}{N'_2} \mathbf{I} \right\| \quad (42)$$

is sufficiently small, we can conclude that  $(\mathbf{V}')^T \mathbf{S}' (\mathbf{S}')^T \mathbf{V}'$  is full rank. According to (40) and (41), the matrix

$$(\mathbf{V}')^T \mathbf{S}' (\mathbf{S}')^T \mathbf{V}' - \frac{n_s}{N'_2} \mathbf{I} \quad (43)$$

is a sum of  $n_s$  independent zero-mean random matrices. Thus, we use the non-commutative Bernstein Inequality [10] to bound the spectral norm of (43).

**Lemma 8** (Non-commutative Bernstein Inequality [10]). *Let  $\mathbf{X}_1, \mathbf{X}_2, \dots, \mathbf{X}_L$  be independent zero-mean random matrices of dimension  $d_1 \times d_2$ . Suppose  $\rho_k^2 = \max\{\|\mathbb{E}[\mathbf{X}_k \mathbf{X}_k^T]\|, \|\mathbb{E}[\mathbf{X}_k^T \mathbf{X}_k]\|\}$  and  $\|\mathbf{X}_k\| \leq M$  almost surely for all  $k$ . Then for any  $\tau > 0$*

$$\mathbb{P} \left[ \left\| \sum_{k=1}^L \mathbf{X}_k \right\| > \tau \right] \leq (d_1 + d_2) \exp \left( \frac{-\tau^2/2}{\sum_{k=1}^L \rho_k^2 + M\tau/3} \right). \quad (44)$$

Based on Lemma 8, we just need to find  $M$  and  $\rho_k$ . In our problem,  $\mathbf{X}_i = (\mathbf{V}')^T \mathbf{s}'_i (\mathbf{s}'_i)^T \mathbf{V}' - \frac{1}{N'_2} \mathbf{I}$ . If the matrices  $\mathbf{A}$  and  $\mathbf{B}$  are positive definite matrices, then  $\|\mathbf{A} - \mathbf{B}\| \leq \max\{\|\mathbf{A}\|, \|\mathbf{B}\|\}$ . Using this fact, we can derive  $M$  as follows

$$\begin{aligned} & \left\| (\mathbf{V}')^T \mathbf{s}'_i (\mathbf{s}'_i)^T \mathbf{V}' - \frac{1}{N'_2} \mathbf{I} \right\| \\ & \leq \max \left\{ \left\| (\mathbf{V}')^T \mathbf{s}'_i (\mathbf{s}'_i)^T \mathbf{V}' \right\|, \left\| \frac{1}{N'_2} \mathbf{I} \right\| \right\} \leq \frac{r\mu_{\mathbf{L}'}}{N'_2} \end{aligned} \quad (45)$$

where the second inequality follows from inequality (27). We also have

$$\begin{aligned} & \left\| \mathbb{E} \left[ \left( (\mathbf{V}')^T \mathbf{s}'_i (\mathbf{s}'_i)^T \mathbf{V}' - \frac{1}{N'_2} \mathbf{I} \right) \left( (\mathbf{V}')^T \mathbf{s}'_i (\mathbf{s}'_i)^T \mathbf{V}' - \frac{1}{N'_2} \mathbf{I} \right) \right] \right\| \\ & = \left\| \mathbb{E} \left[ (\mathbf{V}')^T \mathbf{s}'_i (\mathbf{s}'_i)^T \mathbf{V}' (\mathbf{V}')^T \mathbf{s}'_i (\mathbf{s}'_i)^T \mathbf{V}' - \frac{1}{(N'_2)^2} \mathbf{I} \right] \right\| \\ & \leq \max \left\{ \left\| \mathbb{E} \left[ (\mathbf{V}')^T \mathbf{s}'_i (\mathbf{s}'_i)^T \mathbf{V}' (\mathbf{V}')^T \mathbf{s}'_i (\mathbf{s}'_i)^T \mathbf{V}' \right] \right\|, \frac{1}{(N'_2)^2} \right\} \\ & \leq \max \left\{ \frac{r\mu_{\mathbf{L}'}}{N'_2} \left\| \mathbb{E} \left[ (\mathbf{V}')^T \mathbf{s}'_i (\mathbf{s}'_i)^T \mathbf{V}' \right] \right\|, \frac{1}{(N'_2)^2} \right\} \leq \frac{r\mu_{\mathbf{L}'}}{(N'_2)^2}. \end{aligned} \quad (46)$$

Therefore, if we set

$$n_s \geq \frac{28}{3} r\mu_{\mathbf{L}'} \log \frac{2r}{\delta} \quad (47)$$

then,

$$\mathbb{P} \left[ \frac{N'_2}{n_s} \left\| (\mathbf{V}')^T \mathbf{S}' (\mathbf{S}')^T \mathbf{V}' - \frac{n_s}{N'_2} \mathbf{I} \right\| > \frac{1}{2} \right] \leq \delta \quad (48)$$

If  $\sigma_1$  and  $\sigma_r$  denote the largest and smallest singular values of  $(\mathbf{S}')^T \mathbf{V}'$ , respectively, then

$$\frac{n_s}{2N'_2} \leq \sigma_1^2 \leq \sigma_r^2 \leq \frac{3n_s}{2N'_2} \quad (49)$$

with probability at least  $1 - \delta$ . Accordingly, the matrix  $(\mathbf{S}')^T \mathbf{V}'$  is a full rank matrix with probability at least  $1 - \delta$ .

### Proof of Lemma 5

Since we use random sampling with replacement, the number of inlier columns in the selected columns follows a Binomial

distribution. Suppose  $n_i$  is the number of sampled inlier columns. Then,  $n_i$  is a Binomial random variable where we have  $m_1$  independent experiments, each with success probability  $\frac{N_2'}{K+N_2'}$ . Therefore, using Chernoff bound for Binomial distributions [40], we have

$$\mathbb{P}(\alpha \leq n_i \leq \alpha(2\beta - 1)) \geq 1 - 2 \exp\left(-\frac{\alpha^2(\beta - 1)^2}{3\alpha\beta}\right). \quad (50)$$

Thus, if

$$\beta \geq 2 + \frac{3}{\alpha} \log \frac{2}{\delta}, \quad (51)$$

then the right hand side of (50) is greater than  $(1 - \delta)$ . Therefore, the number of inlier columns in  $\mathbf{D}_s$  is greater than  $\alpha$  with probability at least  $(1 - \delta)$ .

### Proof of Lemma 6

Since we use random sampling with replacement, the number of outlying columns in the matrix  $\mathbf{D}_s$  follows the Binomial distribution. Suppose  $o_i$  is the number of sampled outlier columns. Thus,  $o_i$  is a Binomial random variable with  $m_1$  experiments, each having a success probability  $\frac{K}{N_2'}$ . Therefore, using Chernoff bound we have that

$$\mathbb{P}\left(\alpha\left(\frac{\beta K}{N_2'} - \frac{1}{c}\right) \leq o_i \leq \alpha\left(\frac{\beta K}{N_2'} + \frac{1}{c}\right)\right) \quad (52)$$

$$\geq 1 - 2 \exp\left(-\frac{\alpha^2}{3c^2\alpha\beta\frac{K}{N_2'}}\right). \quad (53)$$

Therefore, if (30) is satisfied, the number of selected outlying columns is less than or equal to (31).

### REFERENCES

- [1] V. Chandrasekaran, S. Sanghavi, P. A. Parrilo, and A. S. Willsky, *Rank-Sparsity Incoherence for Matrix Decomposition*, SIAM Journal on Optimization 21, no. 2 (2011): 572-596.
- [2] G. Lerman, M. McCoy, J. A. Tropp, T. Zhang, *Robust computation of linear models by convex relaxation*, Foundations of Computational Mathematics (2014): 1-48.
- [3] T. Zhang, G. Lerman, *A Novel M-Estimator for Robust PCA*, Journal of Machine Learning Research 15 (2014) 193-251.
- [4] H. Xu, C. Caramanis, Sh. Mannor, *Outlier-Robust PCA: The High Dimensional Case*, IEEE Transactions on Information Theory, Volume 59, Issue 1, pp. 546 - 572, 2013.
- [5] Gonzalo Mateos, Georgios B. Giannakis, *Robust PCA as Bilinear Decomposition With Outlier-Sparsity Regularization*, IEEE Transactions on Signal Processing, Volume 60, Issue 10, pp. 5176 - 5190, 2012.
- [6] E. Elhamifar and R. Vidal, *Sparse Subspace Clustering: Algorithm, Theory, and Applications*, IEEE Transactions on Pattern Analysis and Machine Intelligence (TPAMI), 2013.
- [7] M. Hardt, A. Moitra, *Algorithms and Hardness for Robust Subspace Recovery*, Algorithms and hardness for robust subspace recovery." arXiv preprint arXiv:1211.1041 (2012).
- [8] X. Li and J. Haupt, *Identifying Outliers in Large Matrices via Randomized Adaptive Compressive Sampling*, arXiv preprint arXiv:1407.0312 (2014).
- [9] H. Xu, C. Caramanis, S. Sanghavi, *Robust PCA via Outlier Pursuit*, IEEE Trans. Inf. Theory, Vol. 58, Issue 5, pp. 3047-3064, 2012.
- [10] Benjamin Recht, *A Simpler Approach to Matrix Completion*, The Journal of Machine Learning Research 12 (2011): 3413-3430.
- [11] M. Rahmani, G. Atia, *High Dimensional Low Rank plus Sparse Matrix Decomposition*, arXiv preprint arXiv:1502.00182 (2015).
- [12] F. De La Torre and M. J. Black., *A framework for robust subspace learning*, International Journal of Computer Vision 54, no. 1-3 (2003): 117-142.
- [13] R. Vershynin, *Introduction to the non-asymptotic analysis of random matrices*, arXiv preprint arXiv:1011.3027 (2010).
- [14] T. Zhang, *Robust subspace recovery by geodesically convex optimization*, arXiv preprint arXiv:1206.1386 (2012).
- [15] G. Liu, Z. Lin, S. Yan, J. Sun, Y. Yu, and Y. Ma., *Robust recovery of subspace structures by low-rank representation*, Pattern Analysis and Machine Intelligence, IEEE Transactions on 35, no. 1 (2013): 171-184.
- [16] G. Lerman and T. Zhang, *Robust recovery of multiple subspaces by geometric lp minimization*, The Annals of Statistics 39, no. 5 (2011): 2686-2715.
- [17] N. Kwak, *Principal component analysis based on L1-norm maximization*, Pattern Analysis and Machine Intelligence, IEEE Transactions on, 30(9):16721680, 2008.
- [18] Q. Ke and T. Kanade, *Robust subspace computation using L1 norm*, Technical report, Carnegie Mellon, 2003.
- [19] C. Ding, D. Zhou, X. He, and H. Zha, *RI-PCA: rotational invariant L1-norm principal component analysis for robust subspace factorization*, In Proceedings of the 23rd international conference on Machine learning, pp. 281-288. ACM, 2006.
- [20] E. J. Candès, X. Li, Y. Ma, and J. Wright, *Robust principal component analysis?*, Journal of the ACM (JACM), 58(3):11, 2011.
- [21] P. Jain, P. Netrapalli and S. Sanghavi, *Low rank matrix completion using alternating minimization*, Available at <http://arxiv.org/abs/1212.0467>.
- [22] Y. Chen, H. Xu, C. Caramanis, S. Sanghavi, *Robust Matrix Completion with Corrupted Columns*, Available at <http://arxiv.org/abs/1102.2254>.
- [23] E.J. Candès, J. Romberg, T. Tao, *Robust uncertainty principles: exact signal reconstruction from highly incomplete frequency information*, IEEE Trans. Inf. Theory, Vol. 52, Issue 2, pp.489-509, 2006.
- [24] E.J. Candès, T. Tao, *Near optimal signal recovery from random projections: Universal encoding strategies?*, IEEE Trans. Inf. Theory, Vol. 52, Issue 12, pp. 5406-5425, 2006.
- [25] N. Halko, P. Martinsson, J. A. Tropp, *Finding structure with randomness: Probabilistic algorithms for constructing approximate matrix decompositions*, SIAM Rev., Survey and Review section, Vol. 53, Num. 2, pp. 217-288, 2011.
- [26] J. Wright, A. Ganesh, K. Min, Y. Ma, *Compressive Principal Component Pursuit*, Available at <http://arxiv.org/abs/1202.4596>.
- [27] Q. Ke, T. Kanade, *Robust L1-norm factorization in the presence of outliers and missing data*, In Proceedings of IEEE International Conference on Computer Vision and Pattern Recognition, 2005.
- [28] A. C. Gilbert, J. Y. Park, and M. B. Wakin, *Sketched SVD: Recovering spectral features from compressive measurements*, Available at <http://arxiv.org/abs/1211.0361>.
- [29] Rudelson and R. Vershynin, *Sampling from large matrices: An approach through geometric functional analysis*, Journal of the ACM, Vol. 54, Issue 4, Article No. 21, 2007.
- [30] T. Sarlos, *Improved approximation algorithms for large matrices via random projections*, in Proc. 47th Ann. IEEE Symp. Foundations of Computer Science (FOCS), pp. 143-152, 2006.
- [31] V. Rokhlin, A. Szlam, and M. Tygert, *A randomized algorithm for principal component analysis*, SIAM J. Matrix Anal. Appl., Vol. 31, Issue 3, pp. 1100-1124, 2009.
- [32] B. Recht, M. Fazel, and P. Parrilo, *Guaranteed minimum-rank solutions of matrix equations via nuclear-norm minimization*, SIAM Rev., Vol. 52, pp. 471-501, 2010.
- [33] S. Dasgupta and A. Gupta. *An elementary proof of a theorem of Johnson and Lindenstrauss*, Random Structures and Algorithms, Vol. 22, Issue 1, pp. 60-65, 2003.
- [34] A. Dasgupta, R. Kumar, and T. SarlAos, *A sparse Johnson-Lindenstrauss transform*, in Proceedings ACM Symposium on Theory of Computing, pp. 341-350, 2010.
- [35] D. Donoho, *Compressed sensing*, IEEE Trans. Inform. Theory, vol. 52, No. 4, pp. 1289-1306, 2006.
- [36] M. A. Davenport, P. T. Boufounos, M. B. Wakin, and R. G. Baraniuk, *Signal processing with compressive measurements*, IEEE Journal of Selected Topics in Signal Processing, vol. 4, no. 2, pp. 445-460, 2010.
- [37] R. Baraniuk, M. Davenport, R. DeVore, and M. Wakin, *A simple proof of the restricted isometry property for random matrices*, Constructive Approximation, Vol. 28, Issue 3, pp. 253-263, 2008.
- [38] M. Davenport, *Random Observations on Random observations: Sparse Signal Acquisition and Processing*, PhD thesis, Rice University, 2010.
- [39] M. Fazel, E. Candès, B. Recht, and P. Parrilo, *Compressed sensing and robust recovery of low rank matrices*. In 42nd Asilomar Conference on Signals, pp. 1043 - 1047, 2008.
- [40] C. McDiarmid, *Concentration*, in Probabilistic methods for algorithmic discrete mathematics, pp. 195248. Springer, 1998.

- [41] Michael W. Mahoney, *Randomized algorithms for matrices and data*, Foundations and Trends in Machine Learning 3, no. 2 (2011): 123-224.
- [42] R. Basri and D. Jacobs, *Lambertian reflectance and linear subspaces*, IEEE Trans. Pattern Anal. Mach. Intell., 25(2):218-233, Feb. 2003.
- [43] J. Costeira and T. Kanade, *A multibody factorization method for independently moving objects*, Int. J. Comput. Vision, 29(3):159-179, 1998.
- [44] A. L. Price, N. J. Patterson, R. M. Plenge, M. E. Weinblatt, N. A. Shadick, and D. Reich, *Principal components analysis corrects for stratification in genome-wide association studies*, Nature Genetics, 38(8):904-909, 2006.
- [45] R. A. Maronna, D. R. Martin, and V. J. Yohai, *Robust Statistics*, Wiley Series in Probability and Statistics. Wiley, Chichester, 2006. Theory and methods.
- [46] M. Fischler and R. Bolles, *Random sample consensus: A paradigm for model fitting with applications to image analysis and automated cartography*, Comm. Assoc. Comput. Mach., 24(6):381-395, June 1981.
- [47] E. Candès and B. Recht, *Exact Matrix Completion via Convex Optimization*, Foundations of Computational Mathematics, Volume 9, Issue 6, pp 717-772, 2009.
- [48] E. J. Candès, T. Tao, *Decoding by Linear Programming*, IEEE Trans. Inf. Theory, Vol. 51, Issue 12, pp. 4203-4215, 2005.