

Open charm meson production at BNL RHIC within k_t -factorization approach and revision of their semileptonic decays

Rafał Maciuła,^{1,*} Antoni Szczurek^{†,1,‡} and Marta Łuszczak^{2,§}

¹*Institute of Nuclear Physics PAN, PL-31-342 Cracow, Poland*

²*University of Rzeszów, PL-35-959 Rzeszów, Poland*

(Dated: March 22, 2021)

Abstract

We discuss inclusive production of open charm mesons in proton-proton scattering at the BNL RHIC. The calculation is performed in the framework of k_t -factorization approach which effectively includes higher-order pQCD corrections. Different models of unintegrated gluon distributions (UGDF) from the literature are used. We focus on UGDF models favoured by the LHC data and on a new up-to-date parametrizations based on the HERA collider DIS high-precision data. Results of the k_t -factorization approach are compared to next-to-leading order collinear predictions. The hadronization of heavy quarks is done by means of fragmentation function technique. The theoretical transverse momentum distributions of charmed mesons are compared with recent experimental data of the STAR collaboration at $\sqrt{s} = 200$ and 500 GeV. Theoretical uncertainties related to the choice of renormalization and factorization scales as well as due to the quark mass are discussed. Very good description of the measured integrated cross sections and differential distributions is obtained for the Jung setB0 CCFM UGDF. Revised charm and bottom theoretical cross sections corresponding to those measured recently by the STAR and PHENIX collaborations for semileptonic decays of D and B mesons are presented. Significant improvement in theoretical description of the non-photonic electrons measurements is clearly obtained with respect to the previous studies within the k_t -factorization.

PACS numbers: 13.87.Ce, 14.65.Dw

[†] also at University of Rzeszów, PL-35-959 Rzeszów, Poland

*Electronic address: rafal.maciula@ifj.edu.pl

‡Electronic address: antoni.szczurek@ifj.edu.pl

§Electronic address: luszczak@univ.rzeszow.pl

I. INTRODUCTION

Production of heavy quarks is of substantial and ongoing interest in high energy hadronic collisions. This statement had not changed in nearly 40 years, when the charm and bottom flavoured particles were discovered. The energy scale for the production of charm and bottom quarks is significantly higher than the typical Quantum Chromodynamics (QCD) scale, $\Lambda_{QCD} \sim 0.2$ GeV. This gives the value of strong coupling of the order of $\alpha_S \sim 0.2 - 0.3$, which is small enough to apply perturbative QCD techniques. At the present level of knowledge and current experimental abilities, heavy flavours are known as one of the best testing grounds of the theory of hard QCD interactions. Theoretical analyses of charm and bottom cross sections in proton-proton interactions provide an unique precision tool in this context. Due to their mass, heavy quarks are also believed to be a special probe of the medium created in heavy ion collisions. Since heavy quarks are only produced in the initial stage of the heavy ion collisions, heavy quark distributions from proton-proton interactions supply a well defined initial state. Their further propagation through the hot and dense medium probes its interesting characteristics.

Measurements of charm and bottom cross sections at hadron colliders can be performed in the so-called indirect way. This method is based on measurement of leptons from semileptonic decays of open charm and bottom mesons, which are often called non-photonic. The semileptonic decay modes allow for an indirect measurement of the D and B meson cross sections and by further extrapolation the charm and bottom quark cross sections. The indirect methodologies to measure non-photonic electrons/muons have been used since the early 1970's [1].

The decay of hadrons by the weak interaction can be viewed as a process of decay of their constituent quarks. The charm and bottom flavours are not preserved in weak interactions, so their weak decays are possible. Within the semileptonic decays, the allowed (according to electric charge conservation) transitions $b \rightarrow c, u$ and $c \rightarrow s, d$ are involved by the emission of charged W boson, which further creates a lepton and the corresponding antineutrino $W \rightarrow l\bar{\nu}_l$. The semileptonic decay widths are proportional to the square of the appropriate elements of the Cabibbo-Kobayashi-Maskawa (CKM) quark-mixing matrix [2], which contains information on the strength of flavour-changing weak decays. The decays within the same quark generation are strongly favoured over decays between

generations.

Main virtues of the semileptonic modes come from the fact that they have bigger branching fractions than the hadronic D meson decay channels. Moreover, in the former the effects of strong interactions can be isolated and thus they are better accessible experimentally. In addition, direct lepton production through weak and electromagnetic interactions in hadronic collisions is suppressed relative to the strong interaction by twelve and four orders of magnitude, respectively [3].

However, electrons and muons are certainly not rare particles because they are abundantly produced in light hadron decays. These rather problematic background must be accounted for and eliminated through experimental techniques. If the primary sources of background are well understood and subtracted, the remaining events can then be attributed to the heavy flavour signal.

Another method for experimental investigation of charm and bottom quark production at hadron colliders is the direct procedure based on full reconstruction of all decay products of open charm and bottom mesons, for instance in the $D^0 \rightarrow K^- \pi^+$, $D^+ \rightarrow K^- \pi^+ \pi^+$ or $B^+ \rightarrow J/\psi K^+ \rightarrow K^+ \mu^+ \mu^-$ channels. The hadronic decay products can be used to build invariant mass distributions, permitting direct observation of D or B meson as a peak in the experimental invariant mass spectrum. Open charm D and B mesons are characterized by rather long lifetimes, of the order of $\sim 10^{-13}$ and $\sim 10^{-12}$ seconds, respectively. Charm and bottom quarks decay essentially at the collision vertex, while heavy flavour mesons decay from a secondary vertex offset by the boosted lifetime of the particle. In the direct approach the charm and bottom contributions can be well separated, which is not the case in the indirect method. In the latter case, it can be achieved only within the analysis of lepton-meson (e.g. e - D) correlations [4], which are easily available e.g. in the k_t -factorization approach.

The STAR and PHENIX collaborations have measured transverse momentum distributions of electrons coming from the semileptonic decays of heavy flavoured hadrons in proton-proton scattering at the RHIC energy $\sqrt{s} = 200$ GeV with lepton transverse momenta up to 10 GeV in the midrapidity region [5, 6]. In addition, the STAR collaboration was able to separate the charm and bottom contributions to the spectra of heavy flavour electrons [7]. The PHENIX collaboration has also measured non-photonic dilepton invariant mass spectrum from 0 to 8 GeV in proton-proton collisions at $\sqrt{s} = 200$

GeV [8]. On the theoretical side, the cross sections for inclusive production of the non-photon electrons at RHIC have been studied theoretically up to the next-to-leading order pQCD collinear approximation within the FONLL approach in Ref. [9]. The first theoretical investigation within the competitive QCD k_t -factorization framework was done in Refs. [10, 11], including more exclusive studies of kinematical correlations.

Very recently, the STAR collaboration measured for the first time transverse momentum spectra of D^* and D^0 mesons up to 6 GeV at $\sqrt{s} = 200$ [12] and 500 GeV [13] in proton-proton collisions. Before, studies of charm production at RHIC through hadronic decay channels were performed only in Cu-Cu collisions [14] and in proton-proton scattering but for D^* mesons produced in jets [15]. Up to now, the new STAR proton-proton data on open charm production were studied only in the context of high energy pA collisions in the Color Glass Condensate framework with the unintegrated gluon densities from the solution of rcBK equation [16].

Our aim here is to make first theoretical analysis of the measured hadron-level charm differential cross section within the k_t -factorization approach. The open charm meson data allow us to make more direct comparison of the theoretical predictions and RHIC experimental results on heavy flavour production without including additional step related to the semileptonic decays. Recently, the formalism of the k_t -factorization approach has been found to give very good description of open charm [17] and bottom [18, 19] production rates and kinematical correlations in proton-proton scattering at $\sqrt{s} = 7$ TeV measured by the ALICE, ATLAS, CMS and LHCb experiments. However, a significant sensitivity of theoretical predictions on the model of unintegrated (transverse momentum dependent) gluon distributions (UGDFs) used in calculations has been also reported.

Therefore, it is very interesting to make similar study for the STAR experimental data on open heavy flavour production at $\sqrt{s} = 200$ and 500 GeV. This may be a good test of different models of UGDFs in the RHIC kinematical regime where one can probe parton (gluon) distributions at intermediate longitudinal momentum fractions $x_1/x_2 \sim 10^{-2} - 10^{-1}$. Here, we wish to pay particular attention on UGDF models favoured by the LHC data and on a new up-to-date parametrizations based on the HERA collider DIS high-precision data. The present study is an important extension of our previous paper, where charm and bottom cross section at RHIC has been considered in the context of semileptonic decays of open heavy mesons [10].

Precise predictions for charmed mesons may also shed new light on the theoretical understanding of non-photonic lepton production at RHIC. Our previous studies of these processes within the k_t -factorization approach were based on rather older models of UGDFs which may be the reason of the reported missing strength in description of the RHIC experimental data. Similar problem was also noticed within the NLO collinear calculations in the FONLL model, where only upper limits of the theoretical predictions are consistent with the relevant STAR and PHENIX data [9]. Therefore, in the following paper we will also revise theoretical cross sections of the non-photonic lepton production at RHIC within the k_t -factorization approach, taking as a reference point the results obtained in the analysis of the new hadron-level STAR data. In the following calculation, except of updated UGDFs, we also take into account the effect of transformation of semileptonic decay functions between laboratory (e^+e^- center-of-mass system) and rest frames of decaying D or B mesons.

II. THEORETICAL FORMALISM

Several different mechanisms play a role in heavy quark hadroproduction. In general, in the framework of QCD there are two types of the $\mathcal{O}(\alpha_s^2)$ leading-order (LO) $2 \rightarrow 2$ subprocesses: $q\bar{q} \rightarrow Q\bar{Q}$ and $gg \rightarrow Q\bar{Q}$ [20], often referred to as heavy quark-antiquark pair creation. The first mechanism, $q\bar{q}$ -annihilation, is important only near the threshold and at very large invariant masses of $Q\bar{Q}$ system or extremely forward rapidities. This contribution is therefore especially important in the case of top quark production, however, for charm and bottom production, starting from RHIC, through Tevatron, up to the LHC it can be safely neglected. At high energies, production of charm and bottom flavours is dominated by the gluon-gluon fusion, which is the starting point of the following analysis. In the case of heavy quark production the $\mathcal{O}(\alpha_s^3)$ next-to-leading order (NLO) perturbative contributions have been found to be of special importance (see e.g. [21]) and have to be included in order to describe the heavy flavour high energy experimental data.

The QED contributions, with one or two photons initiated reactions, such as $\gamma g \rightarrow Q\bar{Q}$, $g\gamma \rightarrow Q\bar{Q}$, $\gamma\gamma \rightarrow Q\bar{Q}$ have been carefully studied in Ref. [22] together with other sub-leading contributions to production of charm and were found to be negligibly small

at high energies.

In the following, the cross sections for charm and bottom quark production in proton-proton collisions are calculated in the framework of the k_t -factorization approach. This framework has been successfully applied for different high energy processes, including heavy quark production (see e.g. [17] and references therein). According to this approach, the transverse momenta k_t 's (virtualities) of partons which initiate reaction are taken into account and the sum of transverse momenta of the final Q and \bar{Q} no longer cancels. Then the LO differential cross section for the $Q\bar{Q}$ pair production reads:

$$\frac{d\sigma(h_1 h_2 \rightarrow Q\bar{Q} X)}{dy_1 dy_2 d^2 p_{1,t} d^2 p_{2,t}} = \sum_{i,j} \int \frac{d^2 k_{1,t}}{\pi} \frac{d^2 k_{2,t}}{\pi} \frac{1}{16\pi^2 (x_1 x_2 s)^2} \overline{|\mathcal{M}_{g^* g^* \rightarrow Q\bar{Q}}^{off-shell}|^2} \quad (2.1)$$

$$\times \delta^2(\vec{k}_{1,t} + \vec{k}_{2,t} - \vec{p}_{1,t} - \vec{p}_{2,t}) \mathcal{F}_g(x_1, k_{1,t}^2) \mathcal{F}_g(x_2, k_{2,t}^2),$$

where $\mathcal{F}_g(x_1, k_{1,t}^2)$ and $\mathcal{F}_g(x_2, k_{2,t}^2)$ are the UGDFs for the both colliding hadrons. The extra integration is over transverse momenta of the initial partons. Explicit treatment of the transverse part of momenta makes the approach very efficient in studies of correlation observables. The two-dimensional Dirac delta function assures momentum conservation. The unintegrated (transverse momentum dependent) gluon distributions must be evaluated at:

$$x_1 = \frac{m_{1,t}}{\sqrt{s}} \exp(y_1) + \frac{m_{2,t}}{\sqrt{s}} \exp(y_2), \quad x_2 = \frac{m_{1,t}}{\sqrt{s}} \exp(-y_1) + \frac{m_{2,t}}{\sqrt{s}} \exp(-y_2),$$

where $m_{i,t} = \sqrt{p_{i,t}^2 + m_Q^2}$ is the quark/antiquark transverse mass. In the case of heavy quark production at RHIC energies, especially in the central rapidity region, one test kinematical regime of $x > 10^{-2}$.

The LO matrix element squared for off-shell gluons is taken in the analytic form proposed by Catani, Ciafaloni and Hautmann (CCH) [23]. This analytic formula was basically derived within the standard QCD framework and can be adopted to the numerical analyses. It was also checked that the CCH expression is consistent with those presented later in Refs. [24, 25] and in the limit of $k_{1,t}^2 \rightarrow 0$, $k_{2,t}^2 \rightarrow 0$ it converges to the on-shell formula.

The calculation of higher-order corrections in the k_t -factorization is much more complicated than in the case of collinear approximation. However, the common statement is that actually in the k_t -factorization approach with LO off-shell matrix elements some part

of higher-order corrections is effectively included. This is due to emission of extra gluons encoded in the unintegrated gluon densities. More details of the theoretical formalism adopted here can be found in Ref.[17].

In the numerical calculation below we have applied several unintegrated gluon densities which are based on different theoretical assumptions. The Kimber-Martin-Ryskin (KMR) UGDF is derived from a modified DGLAP-BFKL evolution equation [26, 27] and has been found recently to work very well in the case of charm and bottom production at the LHC. A special emphasis here is put on the UGDF models obtained as a solution of CCFM evolution equation. Here we use an older Jung setB0 parametrization [28] and up-to-date JH2013 distributions [29] determined from the fits to HERA high-precision DIS measurements. The JH2013 set1 is obtained from the fit to inclusive F_2 data only while JH2013 set2 is derived from the fit to both F_2^{charm} and F_2 data. The UGDFs based on BFKL and BK equations are not applied in the following analysis since they are dedicated to smaller- x values.

In the calculation of charm and bottom quark cross sections the central value of numerical results is obtained with the renormalization and factorization scales $\mu^2 = \mu_R^2 = \mu_F^2 = \frac{m_{1,t}^2 + m_{2,t}^2}{2}$ and quark mass $m_c = 1.5$ and $m_b = 4.75$ GeV for charm and bottom, respectively. The uncertainties of the predictions are estimated by changing quark mass by ± 0.25 GeV and by varying scales by a factor 2. The gray shaded bands drawn in the following figures represent these both sources of uncertainties summed in quadrature. The MSTW08LO [30] collinear parton distribution function (PDF) is used for the calculation of the KMR unintegrated gluon density.

The transition from quarks and gluons to hadrons, called hadronization or parton fragmentation, can be so far approached only through phenomenological models. In principle, in the case of multi-particle final states the Lund string model [31] and the cluster fragmentation model [32] are often used. However, the hadronization of heavy quarks in non-Monte-Carlo calculations is usually done with the help of fragmentation functions (FF). The latter are similar objects as the parton distribution functions (PDFs) and provide the probability for finding a hadron produced from a high energy quark or gluon.

Considering fragmentation of a high energy quark (parton) q with zero transverse momentum p_t into a hadron $q \rightarrow h + X$ one usually assumes that the transition is soft and does not add any transverse momentum. In consequence it is a delta function in

transverse momentum.

Defining $D(z)dz$ as the probability for the quark q fragmenting into a hadron h which carries a fraction z of its longitudinal momentum, the spectrum of hadrons is given by

$$\frac{d\sigma_h}{dx_h d^2 p_{t,h}} = \delta^{(2)}(\vec{p}_{t,h}) \int dz dx D(z) \frac{d\sigma_q}{dx} \delta(x_h - zx) \quad (2.2)$$

or

$$\frac{d\sigma_h}{dx_h} = \int \frac{dz}{z} D(z) \frac{d\sigma_q}{dx} \Big|_{x=x_h/z} . \quad (2.3)$$

This can be generalized to the fragmentation at finite p_t with intrinsic transverse momentum κ_t . Thus the incoming quark has transverse momentum $p_{t,q}$ and the outgoing hadron transverse momentum can be decomposed as $p_{t,h} = \kappa_t + zp_{t,q}$. Moving back to the situation where $p_{t,q} = 0$ one can argue that the intrinsic transverse momentum κ_t must be small.

Introducing the transverse momentum dependent fragmentation probability $D(z, \kappa_t) dz d\kappa_t$ one obtains the hadron spectrum as

$$\frac{d\sigma_h}{dx_h d^2 p_{t,h}} = \int dz d^2 \kappa_t D(z, \kappa_t) dx_q d^2 p_{t,q} \frac{d\sigma_q}{dx_q d^2 p_{t,q}} \delta(x_h - zx_q) \delta^{(2)}(\vec{p}_{t,h} - \vec{\kappa}_t - z\vec{p}_{t,q}) . \quad (2.4)$$

However, one often neglects the intrinsic transverse momentum assuming:

$$D(z, \kappa_t) = D(z) \delta^{(2)}(\vec{\kappa}_t) . \quad (2.5)$$

Then the general formula reads

$$\frac{d\sigma_h}{dx_h d^2 p_{t,h}} = \int dz dx_q d^2 p_{t,q} D(z) \frac{d\sigma_q}{dx_q d^2 p_{t,q}} \delta(x_h - zx_q) \delta^{(2)}(\vec{p}_{t,h} - z\vec{p}_{t,q}) , \quad (2.6)$$

or integrating out the δ -functions

$$\frac{d\sigma_h}{dx_h d^2 p_{t,h}} = \int \frac{dz}{z^2} D(z) \frac{d\sigma_q}{dx_q d^2 p_{t,q}} \Big|_{\substack{x_q=x_h/z \\ p_{t,q}=p_{t,h}/z}} . \quad (2.7)$$

It is believed that this procedure provides correct implementation of small intrinsic transverse momentum into the splitting. Since the hadron on-shell four momentum is fully specified by x_h and $p_{t,h}$, starting from the above formula one can calculate many different distributions. Especially conversion to the rapidity distributions is very simple because of the trivial jacobian:

$$\frac{x d\sigma}{dx d^2 p_t} = \frac{d\sigma}{dy d^2 p_t} . \quad (2.8)$$

It can be further written

$$\begin{aligned}\frac{d\sigma_h}{dy_h d^2 p_{t,h}} &= \frac{x_h d\sigma_h}{dx_h d^2 p_{t,h}} = \int dz dx_q d^2 p_{t,q} D(z) \frac{d\sigma_q}{dx_q d^2 p_{t,q}} x_h \cdot \delta(x_h - zx_q) \delta^{(2)}(\vec{p}_{t,h} - z\vec{p}_{t,q}) \\ &= \int dz \frac{dx_q}{x_q} d^2 p_{t,q} D(z) \frac{x_q d\sigma_q}{dx_q d^2 p_{t,q}} x_h \cdot \delta(x_h - zx_q) \delta^{(2)}(\vec{p}_{t,h} - z\vec{p}_{t,q}).\end{aligned}\quad (2.9)$$

Neglecting masses, one has

$$x_h = \frac{p_{t,h}}{\sqrt{s}} e^{y_h}, \quad x_q = \frac{p_{t,q}}{\sqrt{s}} e^{y_q}, \quad (2.10)$$

so that,

$$\begin{aligned}\frac{d\sigma_h}{dy_h d^2 p_{t,h}} &= \frac{x_h d\sigma_h}{dx_h d^2 p_{t,h}} = \int dz dy_q d^2 p_{t,q} D(z) \frac{d\sigma_q}{dy_q d^2 p_{t,q}} \delta(1 - e^{(y_q - y_h)}) \delta^{(2)}(\vec{p}_{t,h} - z\vec{p}_{t,q}) \\ &= \int dz dy_q d^2 p_{t,q} D(z) \frac{d\sigma_q}{dy_q d^2 p_{t,q}} \delta(y_q - y_h) \delta^{(2)}(\vec{p}_{t,h} - z\vec{p}_{t,q}) \\ &= \int \frac{dz}{z^2} D(z) \frac{d\sigma_q}{dy_q d^2 p_{t,q}} \Big|_{\substack{y_q = y_h \\ p_{t,q} = p_{t,h}/z}}.\end{aligned}\quad (2.11)$$

This way one gets (reproduces) the standard formula for the fragmentation in the case of light hadrons.

When going to more general case, taking masses into account and introducing $m_t = \sqrt{p_t^2 + m^2}$, one gets

$$x_h = \frac{m_t^h}{\sqrt{s}} e^{y_h}, \quad x_q = \frac{m_t^q}{\sqrt{s}} e^{y_q}, \quad (2.12)$$

or

$$y_h = \log\left(\frac{x_h \sqrt{s}}{m_t^h}\right), \quad y_q = \log\left(\frac{x_q \sqrt{s}}{m_t^q}\right), \quad (2.13)$$

then, the z-dependent rapidity shift between quark and hadron reads

$$\delta y = y_q - y_h = \log\left(\frac{x_q m_t^h}{x_h m_t^q}\right) = \log\left(\frac{m_t^h}{z m_t^q}\right). \quad (2.14)$$

The delta function now becomes

$$\begin{aligned}x_h \delta(x_h - x_q z) &= \delta\left(1 - \frac{zx_q}{x_h}\right) = \delta\left(1 - \frac{z m_t^q}{m_t^h} e^{(y_q - y_h)}\right) \\ &= \delta\left(1 - e^{(y_q - \delta y - y_h)}\right) = \delta(y_q - \delta y - y_h).\end{aligned}\quad (2.15)$$

Finally,

$$\begin{aligned}
\frac{d\sigma_h}{dy_h d^2 p_{t,h}} &= \int dz dy_q d^2 p_{t,q} D(z) \frac{d\sigma_q}{dy_q d^2 p_{t,q}} \delta(y_h - y_q + \delta y) \delta^{(2)}(\vec{p}_{t,h} - z\vec{p}_{t,q}) \\
&= \int \frac{dz}{z^2} D(z) \frac{d\sigma_q}{dy_q d^2 p_{t,q}} \Bigg|_{\substack{y_q=y_h+\delta y \\ p_{t,q}=p_{t,h}/z}}.
\end{aligned} \tag{2.16}$$

In turn, using $p_{t,q} = p_{t,h}/z$, the rapidity shift δy can be rewritten

$$\delta y = \frac{1}{2} \log \left(\frac{p_{t,h}^2 + m_h^2}{p_{t,h}^2 + z^2 m_q^2} \right). \tag{2.17}$$

It is clear that the rescaling of the transverse momentum is the most important effect. This is because one deals with very steep functions of transverse momenta. From the reason that rapidity spectra are usually flat, or slowly varying, the shift δy is not so important. In fact, it is entirely negligible, if $p_{t,h}^2 \gg m_q^2, m_h^2$. The shift is most important at very small $p_{t,h}^2 \ll m_q^2, m_h^2$, where it becomes

$$\delta y \sim \log \left(\frac{m_h}{z m_q} \right) \approx \log \left(\frac{1}{z} \right). \tag{2.18}$$

It is worth to notice, that at finite $p_{t,h}$ it should never be really large: small z is damped by the fact that the quark spectrum drops rapidly as a function of $p_{t,q} = p_{t,h}/z$. However, at $p_{t,h} = 0$, that suppression causes an effect and the whole integral over z becomes important, with very small z causing large rapidity shifts. Fortunately, for heavy quarks, the fragmentation function is peaked at large z (see e.g. [33]). Moreover, one has to remember, that taking into account the small- z region in the fragmentation function is theoretically not warranted, since the standard DGLAP approach to fragmentation breaks down in this region.

Taking all together, according to the above formalism, in the following numerical calculations the inclusive distributions of open charm and bottom hadrons $h = D, B$ are obtained through a convolution of inclusive distributions of heavy quarks/antiquarks and $Q \rightarrow h$ fragmentation functions:

$$\frac{d\sigma(pp \rightarrow h\bar{h}X)}{dy_h d^2 p_{t,h}} \approx \int_0^1 \frac{dz}{z^2} D_{Q \rightarrow h}(z) \frac{d\sigma(pp \rightarrow Q\bar{Q}X)}{dy_Q d^2 p_{t,Q}} \Bigg|_{\substack{y_Q=y_h \\ p_{t,Q}=p_{t,h}/z}}, \tag{2.19}$$

where $p_{t,Q} = \frac{p_{t,h}}{z}$ and z is the fraction of longitudinal momentum of heavy quark Q carried by a hadron h . The origin why the approximation typical for light hadrons assuming

that y_Q is unchanged in the fragmentation process, i.e. $y_h = y_Q$, is also applied in the case of heavy hadrons was carefully clarified in the previous paragraph and is commonly accepted.

As a default set in all the following numerical calculations the standard Peterson model of fragmentation function [34] with the parameters $\varepsilon_c = 0.02$ and $\varepsilon_b = 0.001$ is applied. This choice of fragmentation function and parameters is based on our previous theoretical studies of open charm production at the LHC [17], where detailed analysis of uncertainties related with application of different models of FFs was done. Here, we decided not to repeat all the previously analyzed issues and take into consideration only the most data-favoured scenario¹. The main conclusions should not change when moving from LHC to RHIC energies and the uncertainties due to the fragmentation effects may be neglected with respect to those related to the perturbative part of the calculation.

In the calculations of the cross sections for D^0 and D^* mesons the fragmentation functions should be normalized to the relevant branching fractions $\text{BR}(c \rightarrow D)$, e.g. from Ref. [35]. However, the measured by STAR differential distributions for D^0 and D^* meson are normalized to the parton-level $c\bar{c}$ cross section which simply means that the $\text{BR}(c \rightarrow D) = 1$ should be taken in numerical calculations.

Theoretical predictions for production of non-photonic leptons in proton-proton scattering is a three-step process. The whole procedure can be written in the following schematic way:

$$\frac{d\sigma(pp \rightarrow l^\pm X)}{dy_e d^2 p_{t,e}} = \frac{d\sigma(pp \rightarrow QX)}{dy_Q d^2 p_{t,Q}} \otimes D_{Q \rightarrow h} \otimes f_{h \rightarrow l^\pm}, \quad (2.20)$$

where the symbol \otimes denotes a generic convolution. Thus, the cross section for non-photonic leptons is a convolution of the cross section for heavy quarks with fragmentation function $D_{Q \rightarrow h}$ and with semileptonic decay function $f_{h \rightarrow l^\pm}$ for heavy mesons.

In principle, the semileptonic decays can be calculated [36]. The simplest approach to describe the decays of D and B mesons is given by the spectator model [36], where the QCD effects from the higher-order corrections between heavy Q and light q quarks are neglected. This model works better for bottom quarks since there the mass sufficiently

¹ This is also consistent with prescription applied in the FONNL framework, where rather harder fragmentation functions are suggested [9].

suppresses these corrections. In the case of charm, the QCD effects become more important but they can be also qualitatively modelled.

Since there are many decay channels with different number of particles the above procedure is not easy and rather labor-intensive. It introduces some model uncertainties and requires inclusion of all final state channels explicitly.

An alternative way to incorporate semileptonic decays into theoretical model is to take relevant experimental input. For example, the CLEO [37] and BABAR [38] collaborations have measured very precisely the momentum spectrum of electrons/positrons coming from the decays of D and B mesons, respectively. This is done by producing resonances: $\Psi(3770)$ which decays into D and \bar{D} mesons, and $Y(4S)$ which decays into B and \bar{B} mesons.

This less ambitious but more pragmatic approach is based on purely empirical fits to (not absolutely normalized) CLEO and BABAR experimental data points. These electron decay functions should account for the proper branching fractions which are known experimentally (see e.g. [37–39]). The branching fractions for various species of D mesons are different:

$$\begin{aligned}\text{BR}(D^+ \rightarrow e^+ \nu_e X) &= 16.13 \pm 0.20(\text{stat.}) \pm 0.33(\text{syst.})\%, \\ \text{BR}(D^0 \rightarrow e^+ \nu_e X) &= 6.46 \pm 0.17(\text{stat.}) \pm 0.13(\text{syst.})\%.\end{aligned}\tag{2.21}$$

Because the shapes of positron spectra for both decays are identical within error bars we can take the average value of $\text{BR}(D \rightarrow e \nu_e X) \approx 10\%$ and simplify the calculation. In turn, the branching fraction of open bottom is found to be:

$$\text{BR}(B \rightarrow e \nu_e X) = 10.36 \pm 0.06(\text{stat.}) \pm 0.23(\text{syst.})\%.\tag{2.22}$$

After renormalizing to experimental branching fractions the adjusted decay functions are then use to generate leptons in the rest frame of the decaying D and B mesons in a Monte Carlo approach. This way one can avoid all uncertainties associated with explicit calculations of semileptonic decays of mesons.

In both cases the heavy mesons are almost at rest, so in practice one measures the meson rest frame distributions of electrons/positrons. With this assumption one can find

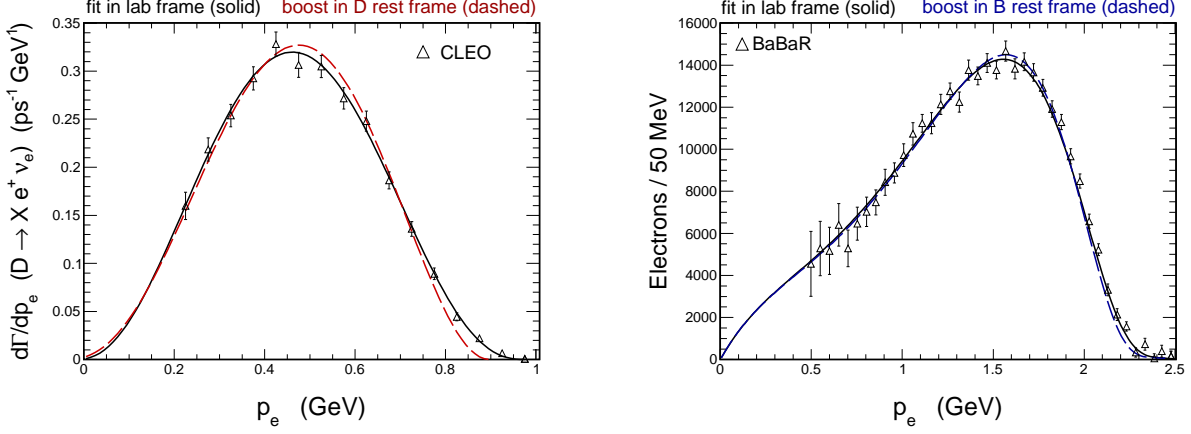


FIG. 1: Fits to the CLEO (left) and BABAR (right) data. The solid lines correspond to the parametrizations in the laboratory frames and the dashed lines to the meson rest frames, which represent incorporation of effects related to the non-zero motion of decaying mesons.

a good fit to the CLEO and BABAR data with:

$$f_{CLEO}^{Lab}(p) = 12.55(p + 0.02)^{2.55}(0.98 - p)^{2.75}, \quad (2.23)$$

$$f_{BABAR}^{Lab}(p) = \left(126.16 + 14293.09 \exp(-2.24 \log(2.51 - 0.97p))^2\right) \times \left(-41.79 + 42.78 \exp(-0.5(|p - 1.27|)/1.8)^{8.78}\right). \quad (2.24)$$

In these purely empirical parametrizations p must be taken in GeV.

In order to take into account the small effect of the non-zero motion of the D mesons in the case of the CLEO experiment and of the B mesons in the case of the BABAR experiment, the above parametrizations of the fits in the laboratory frames have to be modified. The improvement can be achieved by including the boost of the new modified rest frame functions to the CLEO and BABAR laboratory frames. The quality of fits from Eqs. (2.23) and (2.24) will be reproduced. The D and B rest frame decay functions take the following form:

$$f_{CLEO}^{Rest}(p) = 12.7(p + 0.047)^{2.72}(0.9 - p)^{2.21}, \quad (2.25)$$

$$f_{BABAR}^{Rest}(p) = \left(126.16 + 14511.2 \exp(-1.93 \log(2.7 - 1.0825p))^2\right) \times \left(-41.79 + 42.78 \exp(-0.5(|p - 1.27|)/1.8)^{8.78}\right). \quad (2.26)$$

Both, laboratory and rest frame parametrizations of the semileptonic decay functions for D and B mesons are drawn in Fig. 1 together with the CLEO (left panel) and

BABAR (right panel) experimental data. Some small differences between the different parametrizations appear only at larger values of electron momentum. The influence of this effect on differential cross sections of non-photonic leptons is expected to be negligible and will be shown when presenting numerical results. Our analytical formulas for the rest frame decay functions only slightly differ from those obtained in Ref. [40].

The theoretical model for non-photonic lepton production in hadronic reactions described here has been recently found to give a very good description of the experimental data collected with the ALICE detector at the LHC [41, 42].

III. NUMERICAL RESULTS

The total cross section for charm production in pp scattering extracted from the STAR measurement of D^0 and D^* mesons at $\sqrt{s} = 200$ GeV is $\sigma_{c\bar{c}} = 797 \pm 210_{295}^{208} \mu\text{b}$. Corresponding calculated total cross sections is $\sigma_{c\bar{c}}^{\text{setB0}} = 541$ with the CCFM Jung setB0 UGDF. The calculated value is consistent with the measured value taking into account large experimental uncertainties. The total cross section at $\sqrt{s} = 500$ GeV using the same UGDF is predicted to be $\sigma_{c\bar{c}}^{\text{setB0}} = 1006 \mu\text{b}$.

The STAR collaboration also carried out a measurement of charm production cross sections at midrapidity $\frac{d\sigma_{c\bar{c}}}{dy}|_{y=0}$. Comparison of the experimental results and the theoretical ones is presented in Table I. Here again the CCFM Jung setB0 UGDF give results consistent with the measurements.

TABLE I: The midrapidity $\frac{d\sigma_{c\bar{c}}}{dy}|_{y=0}$ cross section for charm production in proton-proton scattering at $\sqrt{s} = 200$ and 500 GeV: the STAR results versus results of calculation with the Jung setB0 UGDF.

	Experiment: STAR, $\frac{d\sigma_{c\bar{c}}}{dy} _{y=0}$	Theory: Jung setB0
$\sqrt{s} = 200$ GeV	$170 \pm 45_{-59}^{+38} \mu\text{b}$	$130 \mu\text{b}$
$\sqrt{s} = 500$ GeV	$217 \pm 86 \pm 73 \mu\text{b}$	$191 \mu\text{b}$

A. Open charm mesons

Figure 2 presents transverse momentum distributions of charmed mesons in proton-proton collisions at $\sqrt{s} = 200$ GeV for $|y_D| < 0.5$ (left panel) and at $\sqrt{s} = 500$ GeV for $|y_D| < 1.0$ (right panel) together with the STAR data points. Both experimental data and theoretical results are normalized to the $c\bar{c}$ parton-level cross section dividing by the $c \rightarrow D^*, D^0$ fragmentation fractions. Results of numerical calculations obtained with the KMR (dotted line), the JH2013 set1 (long-dashed-dotted line), set2 (long-dashed line) and the Jung setB0 (solid line) UGDFs are shown. At both energies very good description of the experimental data is obtained with the Jung setB0 UGDF. Results calculated with the JH2013 set1 UGDF overestimate the data points in the whole range of measured p_t 's. The JH2013 set2 and the KMR UGDFs significantly underestimate the distribution measured at $\sqrt{s} = 200$ GeV and the situation is only slightly improved in the case of the higher energy where the results of both of them reach the two last data points at larger transverse momenta.

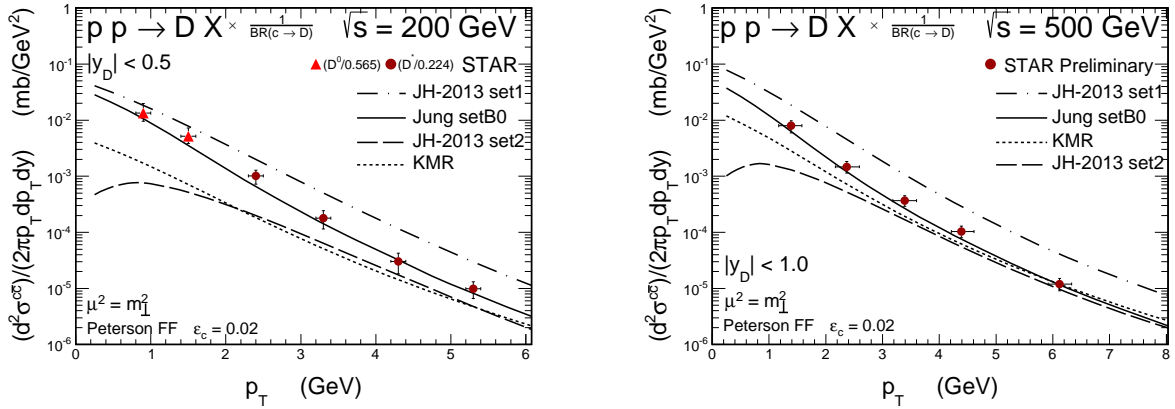


FIG. 2: The transverse momentum distribution of D mesons normalized to the parton-level cross section at $\sqrt{s} = 200$ (left) and 500 GeV (right). The STAR experimental data points are compared to the results of the k_t -factorization calculations with the KMR (dotted line), the JH2013 set1 (long-dashed-dotted line), set2 (long-dashed line) and the Jung setB0 (solid line) UGDFs.

Main uncertainties of the theoretical calculations coming from the perturbative part are shown in Fig. 3. The shaded bands represent uncertainties of the calculations with the Jung setB0 UGDF related to the choice of the factorization and/or renormalization scales and those due to the charm quark mass. The result from the FONLL approach is also

drawn for comparison. The uncertainties are larger at lower transverse momenta, where the effects of quark mass uncertainties are more important, and decrease with increasing p_t . The FONLL predictions underestimate the experimental data almost in the whole measured range. Their central value coincides with the lower-limit of the k_t -factorization predictions with the Jung setB0 UGDF.

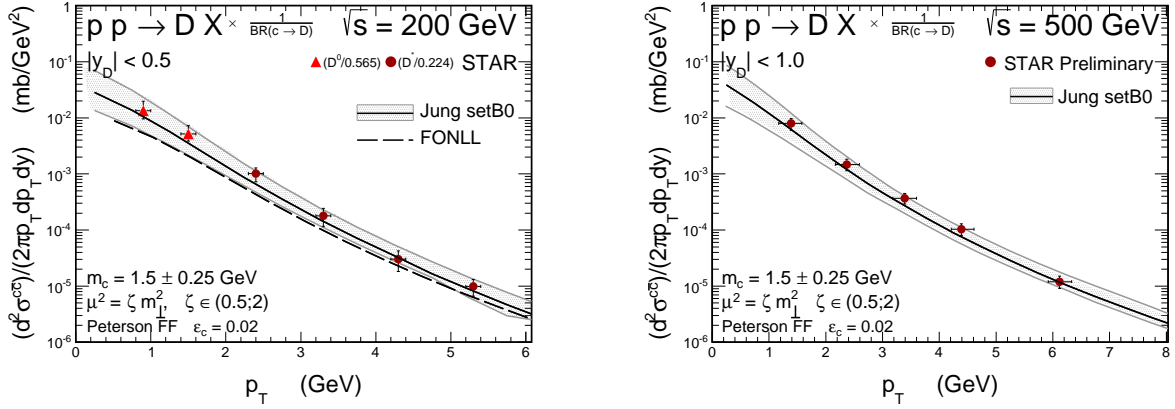


FIG. 3: The uncertainties of the theoretical predictions for Jung setB0 UGDF at $\sqrt{s} = 200$ (left) and 500 GeV (right). Uncertainties due to the choice of the factorization and/or renormalization scales and those related to the charm quarks mass are summed in quadrature. In the case of $\sqrt{s} = 200$ GeV data the results obtained within the FONLL framework are drawn for comparison. Details are specified in the plots.

B. Non-photonic electrons

A first theoretical investigation of the non-photonic electron production at RHIC within the framework of the k_t -factorization was performed in Ref. [10]. Some missing strength in the description of the measured differential distributions has been reported there, especially in the region of small transverse momenta. In the meantime, the STAR collaboration has published new measurements of non-photonic electrons with separated charm and bottom contributions [7]. Therefore, it is very interesting to make a revision of theoretical cross sections taking into account the new results from the hadron-level analysis of charm production at RHIC. Here, our previous results from Ref. [10] are updated by the application of the Jung setB0 UGDF which as was shown in the previous subsection works very well for the STAR data on open charm meson production.

The experimental cross sections for charm and bottom flavoured electrons measured at RHIC are collected in Table II. The values calculated with the Jung setB0 UGDF are consistent with the measurements.

TABLE II: The experimental and theoretical cross sections $\frac{d\sigma}{dy_e}|_{y_e=0}$ for non-photonic electron production in proton-proton scattering at $\sqrt{s} = 200$ GeV.

	Experiment	Theory, Jung setB0
STAR, $pp \rightarrow c\bar{c}X \rightarrow eX'$ $\frac{d\sigma}{dy_e} _{y_e=0}, 3 < p_{\perp} < 10$ GeV	$6.2 \pm 0.7 \pm 1.5$ nb	7.55 nb
STAR, $pp \rightarrow b\bar{b}X \rightarrow eX'$ $\frac{d\sigma}{dy_e} _{y_e=0}, 3 < p_{\perp} < 10$ GeV	$4.0 \pm 0.5 \pm 1.1$ nb	6.65 nb
PHENIX, $pp \rightarrow c\bar{c}X \rightarrow eX'$ $\frac{d\sigma}{dy_e} _{y_e=0}, p_{\perp} > 0.4$ GeV	$5.95 \pm 0.59 \pm 2.0$ μ b	5.09 μ b

Figure 4 shows the transverse momentum distributions of electrons from semileptonic decays of charm flavoured hadrons H_c (left panel) and from bottom hadrons H_b (right panel) measured by STAR. The experimental data is compared to the numerical results for the Jung setB0 UGDF. The theoretical uncertainties coming from the perturbative part of calculations are also shown for completeness. The rest frame semileptonic decay functions from Eqs. (2.25) and (2.26) are used. It is also assumed that the charm and bottom baryons decay semileptonically in the same way as D and B mesons, and therefore baryonic contributions may be effectively included by treating the baryons as mesons and taking $\text{BR}(c \rightarrow D; b \rightarrow B) = 1$. The numerical results very well describe the experimental data. The central value of the Jung setB0 UGDF give distributions that are slightly above the predictions of the FONLL central value, especially in the small- p_t region. In this case also the JH2013 set1 UGDF reasonably describes the data points taking into account experimental uncertainties. As in the case of open charm data, the lines that correspond to the KMR and JH2013 set2 UGDFs lie much below the measured lepton distributions for both, charm and bottom components.

In Fig. 5 the results for summed contributions of charm and bottom flavours are

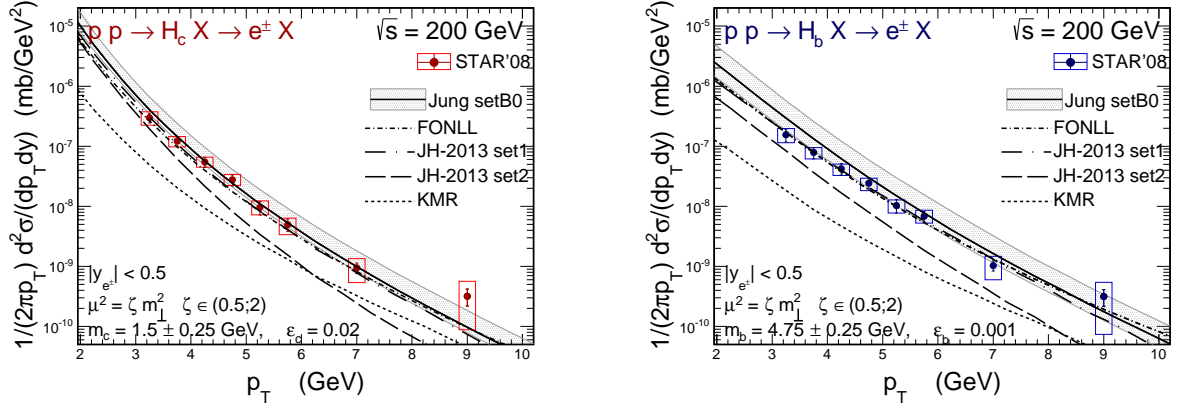


FIG. 4: Transverse momentum distributions for electrons from semileptonic decays of charm (left) and bottom hadrons (right) measured in pp scattering at $\sqrt{s} = 200$ GeV. The STAR experimental data are compared to the k_t -factorization theoretical predictions obtained with different UGDFs as well as to the FONLL results. Theoretical uncertainties due to quark mass and scales variation are also shown. Further details are specified in the figures.

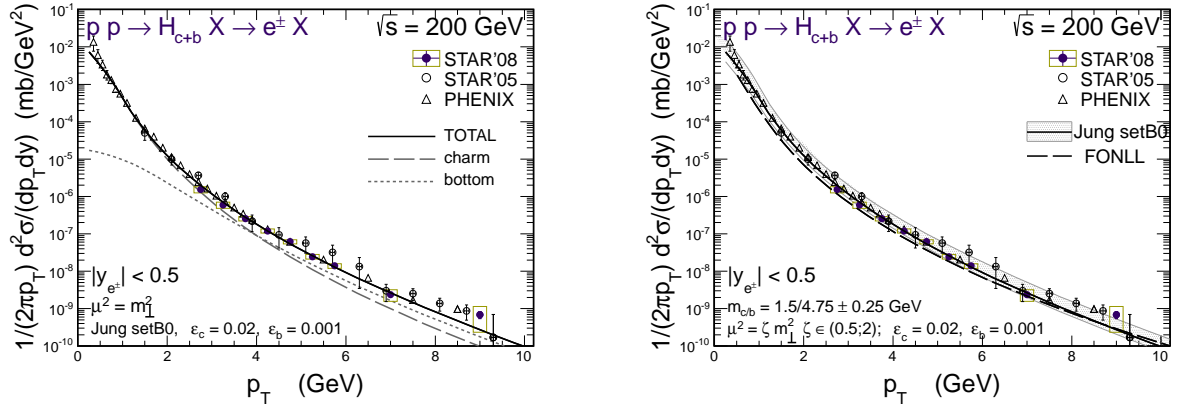


FIG. 5: Transverse momentum distributions of electrons coming from both charm and bottom hadrons summed together H_{c+b} , measured in pp -scattering at $\sqrt{s} = 200$ GeV. The STAR and PHENIX experimental data are compared to the theoretical predictions obtained with the Jung setB0 UGDF. Separated charm and bottom contributions (left) and theoretical uncertainties due to quark mass and scales variation (right) are also shown. The FONLL predictions are drawn for comparison. Further details are specified in the figures.

shown. Here, the results of calculations are compared to the experimental distributions of heavy flavour electrons, that contain both charm and bottom components. The left

panel presents separately charm and bottom contributions as well as the sum of them. In the right panel, the uncertainties of the predictions for the Jung setB0 UGDF are drawn together with the lines corresponding to the FONLL results. In contrast to the previous studies in Ref. [10], here the k_t -factorization results give excellent description of the STAR and PHENIX data, slightly better than those from the FONLL approach, which are almost identical to the lower for the Jung setB0 UGDF. The crossing point between charm and bottom components is found to lie roughly at $p_t = 4$ GeV, which is in agreement with other theoretical investigations (see e.g. Ref. [9]).

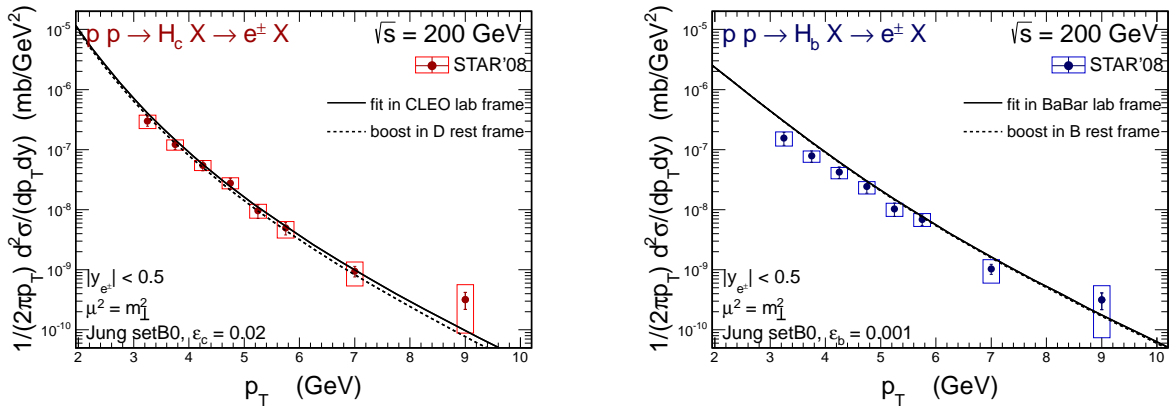


FIG. 6: The effect of using two different sets of the semileptonic decays functions, discussed in the present paper, at $\sqrt{s} = 200$ GeV. The results obtained with the laboratory frame fits from Eqs. (2.23) and (2.24) are compared to the meson rest frame fits from Eqs. (2.25) and (2.26).

Finally, the effects related to the fitting procedure of the CLEO and BABAR semileptonic data are depicted in Fig. 6. Here, both sets of the semileptonic decay functions are used. As can be observed from the figure these effects do not really affect the electron spectra at RHIC. The difference is very small and slightly increases at higher transverse momenta. In the case of charm flavour (left panel), the application of the boosted decay function leads to a damping of the cross section by about 20% at $p_t = 10$ GeV. For the bottom flavour (right panel) the corresponding suppression is only about 5%, which is completely negligible.

IV. CONCLUSIONS

In this paper we have discussed production of charm mesons and non-photonic electrons in proton-proton scattering at the BNL RHIC. The calculation of the charm quark-antiquark pairs has been performed in the framework of k_t -factorization approach which effectively includes higher-order pQCD corrections.

We have used different models of unintegrated gluon distributions from the literature, including those that were applied recently to describe charm data at the LHC and others used to describe HERA deep-inelastic scattering data. The hadronization of heavy quarks to mesons has been done by means of fragmentation function technique. The theoretical transverse momentum distributions of charmed mesons has been compared with recent experimental data of the STAR collaboration collected at $\sqrt{s} = 200$ and 500 GeV. We have carefully quantified uncertainties related to the choice of factorization/renormalization scales as well as quark/antiquark masses. We have obtained very good agreement with the measured cross sections for the Jung setB0 UGDF. Furthermore, our results have been compared with the results of the FONLL model. The two approaches give rather similar results.

Semileptonic decays of charmed and bottom mesons have been included via empirical decay functions fitted to the CLEO and BABAR (e^+e^-) data for vector meson decays. We have shown that the inclusion of kinematical boost from meson (D or B) rest frame to the e^+e^- center of mass (laboratory) system leads to only small modifications of the resulting decay functions and as a consequence also for the distributions of non-photonic electrons in proton-proton collisions at the RHIC energies. Consequently we have obtained a rather good description of the electron/positron transverse momentum distributions of the STAR collaboration with the same UGDF as for the charmed mesons. This also demonstrates indirectly consistency of the meson and non-photonic electron data.

Acknowledgments

We are particularly indebted to Jaro Bielcik for a discussion of experimental aspects and to Wolfgang Schäfer for a detailed discussion of effects related to quark-to-meson transition. This study was partially supported by the Polish National Science Centre

- [1] J. Appel *et al.*, Phys. Rev. Lett. **33** (1974) 722.
- [2] M. Kobayashi and T. Maskawa, Prog. Theor. Phys. **49** (1973) 652.
- [3] F. Halzen and A. D. Martin, *Quarks and Leptons: an Introductory Course in Modern Particle Physics*, ISBN-9780471887416.
- [4] A. Mischke, Phys. Lett. **B671** (2009) 361.
- [5] A. Adare *et al.*, (PHENIX Collaboration), Phys. Rev. Lett. **97** (2006) 252002.
- [6] B. Abelev *et al.*, (STAR Collaboration), Phys. Rev. Lett. **98** (2007) 192301; Erratum-ibid. **106** (2011) 159902.
- [7] H. Agakishiev *et al.*, (STAR Collaboration), Phys. Rev. **D83** (2011) 052006.
- [8] A. Adare *et al.*, (PHENIX Collaboration), Phys. Lett. **B670** (2009) 313.
- [9] M. Cacciari, P. Nason, and R. Vogt, Phys. Rev. Lett. **95** (2005) 122001.
- [10] M. Łuszczak, R. Maciuła, and A. Szczurek, Phys. Rev. **D79** (2009) 034009.
- [11] R. Maciuła, A. Szczurek, and G. Ślipek, Phys. Rev. **D83** (2011) 054014.
- [12] L. Adamczyk *et al.*, (STAR Collaboration), Phys. Rev. **D86** (2012) 072013.
- [13] J. Bielcik (private communication).
- [14] S. Baumgart *et al.*, (STAR Collaboration), Eur. Phys. J. **C62** (2009) 3.
- [15] B. Abelev *et al.*, (STAR Collaboration), Phys. Rev. **D79** (2009) 112006.
- [16] H. Fujii and K. Watanabe, Nucl. Phys. **A920** (2013) 78.
- [17] R. Maciuła and A. Szczurek, Phys. Rev. **D87** (2013) 094022.
- [18] H. Jung, M. Kraemer, A. V. Lipatov and N. P. Zotov, Phys. Rev. **D85**, 034035 (2012).
- [19] A. Karpishkov, V. Saleev, M. Nefedov and A. Shipilova, arXiv:1411.7672 [hep-ph].
- [20] B. Combridge, Nucl. Phys. **B151** (1979) 429.
- [21] W. Beenakker, W. van Neerven, R. Meng, G. Schuler, and J. Smith, Nucl. Phys. **B351** (1991) 507.
- [22] M. Łuszczak, R. Maciuła, and A. Szczurek, Phys. Rev. **D84** (2011) 114018.
- [23] S. Catani, M. Ciafaloni, and F. Hautmann, Nucl. Phys. **B366** (1991) 135.
- [24] J. C. Collins and R. K. Ellis, Nucl. Phys. **B360** (1991) 3.
- [25] R. Ball and R. K. Ellis, J. High Energy Phys. **05** (2001) 053.

- [26] M. A. Kimber, A. D. Martin and M. G. Ryskin, *Phys. Rev.* **D63**, 114027 (2001).
- [27] G. Watt, A. D. Martin and M. G. Ryskin, *Eur. Phys. J.* **C31**, 73 (2003).
- [28] H. Jung, arXiv:0411287 [hep-ph].
- [29] F. Hautmann and H. Jung, *Nucl. Phys.* **B883**, 1 (2014).
- [30] A. Martin, W. Stirling, R. Thorne, and G. Watt, *Eur. Phys. J.* **C63** (2009) 189.
- [31] B. Andersson, G. Gustafson, G. Ingelman, and T. Sjostrand, *Phys. Rept.* **97** (1983) 31.
- [32] B. Webber, *Nucl. Phys.* **B238** (1984) 492.
- [33] M. Łuszczak, R. Maciuła and A. Szczurek, *Phys. Rev. D* **91**, 054024 (2015).
- [34] C. Peterson, D. Schlatter, I. Schmitt, and P. M. Zerwas, *Phys. Rev.* **D27** (1983) 105.
- [35] E. Lohrmann, arXiv:1112.3757 [hep-ex].
- [36] M. Artuso, B. Meadows, and A. A. Petrov, *Ann. Rev. Nucl. Part. Sci.* **58** (2008) 249.
- [37] N. Adam *et al.*, (CLEO Collaboration), *Phys. Rev. Lett.* **97** (2006) 251801.
- [38] B. Aubert *et al.*, (BaBar Collaboration), *Phys. Rev.* **D69** (2004) 111104.
- [39] J. Beringer *et al.* (Particle Data Group), *Phys. Rev.* **D86** (2012) 010001.
- [40] P. Bolzoni and G. Kramer, *Nucl. Phys.* **B872** (2013) 253; Erratum-*ibid.* **B876** (2013) 334.
- [41] B. B. Abelev *et al.* [ALICE Collaboration], *Phys. Rev.* **D91**, 012001 (2015).
- [42] B. B. Abelev *et al.* [ALICE Collaboration], *Phys. Lett.* **B738**, 97 (2014).